SINCE 1926

KEMPER®

— CABINETS —

EMERGE™ SERIES

PRICE & SPECIFICATION GUIDE

JULY 2020

An electronic version of this book will be kept updated with all revisions at

www.mbci1touch.com

1106289940

(ANY REVISIONS TO THIS DOCUMENT WILL NOT BE PRINTED.)

©2020 MasterBrand Cabinets, Inc. All rights reserved.

BACK

BACK

KEMPER®
EMERGE™ SERIES

Customer Service
Phone: 800.730.0171
Fax: 877.333.7122

Account Information

Account Code:_____

Designer ID:_____

Sales Rep Name:_____

Sales Rep Phone Number:_____

Sales Rep E-mail:_____

Sales Rep Fax:_____

General Customer Service Inquiries
emergecs@masterbrand.com

Order Submission
emergeorders@masterbrand.com

Notes

Table of Contents

Index . . . . . A•2-A•15
Design Checklist & NKBA Guidelines . . . . . B•1-B•3
Characteristics of Wood . . . . . C•1
Door Styles . . . . . D•1-D•20
Finishes . . . . . E•1-E•12
Specifications & Dimensions . . . . . F•1-F•14
Modifications . . . . . G•1-G•53
Specialty Doors . . . . . H•1-H•27
Storage Solutions Reference Chart . . . . . I•1-I•2
Wall Cabinets . . . . . J•1-J•105
Wood Hoods & Hearths . . . . . K•1-K•26
Base Cabinets . . . . . L•1-L•109
Tall Cabinets . . . . . M•1-M•41
Microwave & Oven Cabinets . . . . . N•1-N•52
Office & Furniture Cabinets . . . . . O•1-O•40
Vanity Cabinets . . . . . P•1-P•67
Fillers & Panels . . . . . Q•1-Q•35
Mouldings & Embellishments . . . . . R•1-R•58
Kits & Hardware . . . . . S•1-S•18
Lighting . . . . . T•1-T•3
Specialty Collections . . . . . U•1-U•10
Policies & Forms . . . . . V•1-V•10

How to Use Kemper Emerge Product Codes

Prefix letters:
Prefix letters are abbreviations for the type of cabinet or other unit being described. For example, **B** designates a **B**ase cabinet (such as a **B**12 L or R) and **W** designates a **W**all cabinet (as in a **W**1230 L or R).

Product code numbers:
Numbers in a product code describe cabinet dimensions in inches.

For wall, oven, and tall cabinets, the first two digits indicate width, while the last two digits indicate height. That is, a W1230 L or R is 12″ wide and 30″ high.

For base and vanity cabinets, digits indicate width only. For instance, a B12 L or R is a base cabinet that is 12″ wide.

Suffix letters:
Suffix letters in a product code designate standard options. For example, a B15**BB** L or R indicates a **Bread Board** option.
See the Modifications section of this catalog for a complete list of Kemper Emerge option suffixes and their meanings.

Contents By Description

Description	Code	Page Number
135° Corner Inside Base	BFH..CIA	L•88
135° Corner Inside Wall	W..CIA	J•89
135° Corner Outside Base	BFH..COA	L•87
135° Corner Outside Wall	W..COA	J•88
30″ SuperCabinet	BSC30PR, R, RP, RS, SR	L•20
36″ SuperCabinet	BSC36PRP, PRS, SRP, SRS	L•21
4 Zone Dimming Receiver	4ZONEDIMREC	T•1
4 Zone Wall Controller	4ZONECON	T•1
Abbey Column Insert - Bar	ABBEYCOLINST	R•49
Abbey Column Insert - Island	ABBEYCOLINS	R•49
Abbey Corbel Insert - Large	ABBEYCORINSL	R•28
Abbey Corbel Insert - Medium	ABBEYCORINSM	R•28
Abbey Corbel Insert - Small	ABBEYCORINSS	R•28
Abbey Crown Insert	ABBEYINS	R•7
Abbey Light Rail Insert	ABBEYINSS	R•7
Acanthus Decorative Onlays/Overlays	ACOVLY	R•21
Acanthus Decorative Ornaments	ACO	R•21
Acanthus Foot	ACANFOOT	R•30
Acanthus Leg	ACANTHUSLEG	R•41
Acanthus Rosette	ROSETTEACA	R•16
Accessory Nail	ACCNAIL	R•16
Add Drawer Below Wall Unit Modification	ADRW	G•18
Add Exterior Cool Light to Bottom of Wall Cabinet	EXT.BTM.LGT.C	T•3
Add Exterior Warm Light to Bottom of Wall Cabinet	EXT.BTM.LGT.W	T•3
Add Interior Light to All Openings of Cabinet	INT.ALL.LGT	T•2
Add Interior Light to Bottom Opening of Cabinet	INT.BTM.LGT	T•3
Add Interior Light to Middle and Bottom Openings of Cabinet	INT.MID.BTM.LGT	T•3
Add Interior Light to Middle Opening of Cabinet	INT.MID.LGT	T•2
Add Interior Light to Single Opening Wall Cabinet or Corner Base Cabinet	INT.LGT	T•2
Add Interior Light to Top and Bottom Openings of Cabinet	INT.TOP.BTM.LGT	T•3
Add Interior Light to Top and Middle Openings of Cabinet	INT.TOP.MID.LGT	T•3
Add Interior Light to Top Opening of Cabinet	INT.TOP.LGT	T•2
Add Shelf Modification	ADD..SHLF	G•37
Add Toekick Modification	ADDTK	G•29
Aluminum Door Modification	AF	G•14
Angled Base End Panel	BEP	Q•15
Angled Corner Sink Base	ACS	L•53
Angled Corner Sink Base w/Tilt-out Tray	ACS..ST	L•54
Angled Corner Sink Front	ACSF	L•55
Angled Corner Sink Front Bottom	ACSFB	L•52
Angled End Wall Cabinet Double Door	AEW	J•80, J•84
Angled End Wall Cabinet Double Door w/Face Frame & Door on End	AEWFFD	J•81, J•85
Angled End Wall Cabinet Single Door	AEW	J•78, J•82
Angled End Wall Cabinet Single Door w/Face Frame & Door on End	AEWFFD	J•79, J•83
Angled Fillers	FB, FO, FU, FV, FW	Q•13
Angled Soffit Trim Moulding	ASTM	R•5
Angled Tall End Panels	TEP	Q•15
Angled Wall End Panel	WEP	Q•14
Apex Leg	APEXLEG	R•41
Arch Valance	AV	R•18
Art Corbel	CORBELART	R•26
Arts & Crafts Corbel	CORBELART	R•26
Arts & Crafts Open Corbel	CORBELARTO	R•26
Asymmetrical Base Easy Reach	BER	L•69
Asymmetrical Easy Reach Wall Corner	ER	J•64-J•65
Attach Toekick Modification	ATTTK	G•29
Authentic Flush End Modification	AUTH	G•25
Authentic Panels	DAAUTHENTIC	Q•28
Automatic Opening Mechanism Activation Switch	AOMACTSWITCH	S•13
Automatic Opening Mechanism Cable Clip	AOMCABLECLIP	S•13
Automatic Opening Mechanism Cable Connector	AOMCABLECONN	S•13
Automatic Opening Mechanism Cable End Protector	AOMCABLEPROT	S•13
Automatic Opening Mechanism for Lift Up Systems Modification	AOMD	G•9
Automatic Opening Mechanism for Wastebaskets Modification	AOMBWB	G•9
Automatic Opening Mechanism Universal Cable	AOMCABLE	S•13
Band All Edges Modification	BND.ALL	G•8
Banding Location Modification	BND.FRT	G•8
Bar Leg	SBARLEG	R•35
Bar Leg, Square	SQBARLEG	R•35
Baroque Bracket	BRACKETBAROQUE	R•24
Baroque Column	BARISLCOLUMN	R•45
Baroque Valance	BARV	R•18
Base	B	L•3
Base Angled Cabinet	BAC	L•86
Base Bottle Storage Kit	BBSKIT18	S•2
Base Box Column Pull-out, Overlay	BBCPO..OL	L•91
Base Box Column Pull-out, Plain	BBCPO	L•90
Base Buffet	B..B	L•4
Base Buffet w/Roll Trays	B..RTB	L•20
Base Built-in Microwave Cabinet w/Drawer	BBMWD	N•13
Base Can Storage Kit	BPPKIT..PG	S•2
Base Combination Drawer Cabinet	BCD	L•36
Base Container Organization Pantry	BCOPP	L•94
Base Cooking Center w/Bread Board	BCC..BB	L•37
Base Corner	BC	L•59
Base Corner Full Width	BCFW	L•60
Base Corner Full Width Peninsula	BCFW..P	L•67
Base Corner Full Width Pull-out	BCFW..PO	L•62
Base Corner Full Width w/Arched Pull-out	BCFW..CPO	L•63
Base Corner Full Width w/Roll Trays & Swing-out	BCFW..SP	L•63
Base Corner Peninsula	BCP	L•82
Base Corner Pull-out	BC..PO	L•61
Base Dishwasher Cabinet	BDW	L•51
Base Double Door w/Four Split Drawers	B4D	L•18-L•19
Base Double Door w/Four Split Drawers & Roll Tray	B4D..RT	L•18
Base Double Door w/Four Split Drawers & Roll Trays	B4D..RT	L•19
Base, Drop-in Range	B..DR	L•56
Base Easy Access Storage	BEAS	L•15
Base Easy Reach	BER	L•70

Description	Code	Page Number
Base Easy Reach w/Lazy Susan	BER..S	L•73
Base Easy Reach w/Reduced Shelf	BER..RS	L•71
Base End Cabinet	BEC	L•85
Base End Panel	BEPF..WD, BEPWD	Q•14
Base Fillers	FB	Q•2
Base Fluted Fillers	FFB	Q•4
Base Half Round End Shelf	BHRES	L•101
Base Lazy Susan	BLS	L•68
Base Message Center	BMC	L•109
Base Microwave Cabinet w/Deep Drawer	BMWD..DD	N•14
Base Microwave Cabinet w/Drawer	BMWD	N•13
Base Microwave Cabinet w/Roll Tray(s)	BMW..RT	N•12
Base Open Basket Kits	BASKET	S•3
Base Open Basket w/Arched Valance	BOB..AV	L•90
Base Open Cabinet w/Car Siding Back	BOCB	L•107
Base Open Cabinet w/Car Siding Back & Drawer	BODB	L•108
Base Open Cabinet w/Plain Back	BOCP	L•107
Base Open Cabinet w/Plain Back & Drawer	BODP	L•108
Base Oven Cabinet	BO..AC	N•15
Base Oven Cabinet w/Lower Drawer	BO..LD	N•16
Base Oven Trimmable Cabinet	BO	N•14
Base Overlay Fillers	OFB	Q•9
Base Pans Storage	BPS..KIT	S•3
Base Pantry Can Storage	BPCS	L•37
Base Pantry Pull-out	BPP	L•91
Base Peninsula	B..P	L•80
Base Pots & Pans Pull-out	BPPP	L•35
Base Pots & Pans Storage	BPS	L•35
Base Quarter Round End Shelf	BQRES	L•101
Base Rotating Deep Bin	BRDB	L•77
Base Shoe Moulding	BSM	R•9
Base Sliding Door Island Cabinet	B..SDI	L•79
Base Sliding Door Island Cabinet w/Sliding Desk	B..SDIDSK	L•79
Base Spice Drawer	BSD	L•100
Base Spice Pull-out	BSP..PG	L•92
Base SuperCabinet Gourmet	BSCG	L•22
Base Transition Cabinet	BTC	L•84
Base Tray Divider Pantry Pull-out	BTDPP	L•93
Base Utensil Pantry Pull-out	BUPP	L•92
Base Utensil Pantry Pull-out w/Knife Block	BUPPKB	L•93
Base Wastebasket	BWB	L•95
Base Wastebasket Full Height	BWB..FH	L•96
Base Wastebasket Full Height w/Roll Tray	BWB..FHRT2	L•97
Base Wastebasket Lid	BWBFHLID, BWBLID	S•12
Base Wastebasket w/Bread Board	BWB..BB	L•97
Base Wastebasket w/Charging Drawer	BWB..CHGDRW	L•99
Base Wastebasket w/Wood Tiered Cutlery Divider	BWB..WTCD	L•98
Base Wastebasket w/Wood Tiered K-Cup Drawer	BWB..KCUP	L•98
Base Wine Cubby	BWC	L•100
Base w/Bottle Storage	BBS	L•101
Base w/Bread Board	B..BB	L•4
Base w/Charging Drawer	B..CHGDRW	L•5
Base w/Cutlery Insert Wood Dividers	B..CIW	L•9
Base w/Cutlery Insert Wood Dividers & Roll Trays	B..RTCIW	L•10
Base w/Drawer & Lid Organizer & Roll Trays	B..RTLO	L•36
Base w/Food Storage Container Organizer	B..FSCO	L•11
Base w/Mixer Shelf	B..FHMIXSC	L•89
Base w/Plastic Storage Bins	B..PSB	L•89
Base w/Reduced Depth Roll Trays, Drop-in Range	B..RTDR	L•57
Base w/Roll Trays	B..RT	L•6
Base w/Roll Trays & Charging Drawer	B..CHGDRWRT	L•7
Base w/Roll Trays, Drop-in Range	B..RRTDR	L•57
Base w/Roll-out Tray Divider	B..TDRO	L•84
Base w/Spice Drawer	B..SD	L•94
Base w/Tray Divider	TD	L•83
Base w/Two Split Drawers	B2D	L•16
Base w/Two Split Drawers & Roll Tray	B2D..RT	L•17
Base w/Wood Tiered Cutlery Divider	B..WTCD	L•7
Base w/Wood Tiered Cutlery Divider & Roll Trays	B..RTWTCD	L•8
Base w/Wood Tiered K-Cup Drawer	B..KCUP	L•10
Base w/Wood Tiered K-Cup Drawer & Roll Trays	B..KCUPRT	L•11
Baseboard Moulding Sculpted	BBMSC	R•9
Baseboard Moulding Shaker	BBMSH	R•9
Bath Base Cabinet	BCB..NTK	P•53
Bath Channel Wall Mirror	BCCWM	P•66
Bath Drawer Sink Base	BCDB	P•59
Bath Drawer Sink Vanity	BCDRW	P•60
Bath Drawer Sink Vanity Platform	BCPLATFORM	P•60
Bath Drop Tray Sink Base	BCBDT..NTK	P•60
Bath Feet	FOOTMETAL	P•67
Bath Framed Wall Mirror	BCFWM	P•66
Bath Glass Shelf	GSK	S•7
Bath Grooming Pull-out Kit	GPOKIT	P•67
Bath Hamper Kit	HAMPERKIT	P•66
Bath Hamper Sink Base	BCBH..D	P•56
Bath Mirror Wall Pull-out	VMP	P•66
Bath Sink Base Cabinet w/Doors	BCBCD	P•55
Bath Sink Base Cabinet w/Shelf	BCBCO	P•54
Bath Sink Wall Tower	BCWT	P•53
Bath Storage Tower	BCST	P•61
Bath Storage Tower Double Drawer	BCSTDRW	P•64
Bath Storage Tower Single Drawer	BCSTDRW	P•62-P•63
Bath Tank Topper	BCTT	P•65
Bath Tank Topper Open Shelf	BCTTOS	P•65
Bath Two Drawer Sink Base	BC2DB	P•59
Bath Wall Hung Sink Console	BCWHC	P•52
Bath Wall Hung Sink Drawer Base	BCWHDB	P•56-P•57
Bath Wall Hung Sink w/Grooming Pull-out	BCWHDBPO..D	P•58
Beaded Inset Door Modification	BEADED	G•12
Beveled Edge Moulding	TCM	R•7
Bijou Bun Foot	BIJBUNFOOT	R•32
Bottom Valance Rail Modification	BVR	G•18
Box Column Fillers, Base	B..BCFP	Q•11
Box Column Fillers, Office	O..BCFP	Q•11
Box Column Fillers, Tall	T..BCFP	Q•12
Box Column Fillers, Vanity	V..BCFP	Q•11
Box Column Fillers, Wall	W..BCFP	Q•10
Braided Moulding	BRAIDM	R•6
Bread Board	BBOARDKIT	S•3
Built-in Oven Microwave Cabinet	OMC..AC	N•22-N•26
Built-in Double Oven Cabinet	OCD..AC	N•47-N•50
Built-in Single Oven Cabinet	OCS..AC	N•39-N•42
Built-in Single Oven Cabinet w/Drawers	OCSD..AC	N•31-N•34
Bunn Foot	RDBUNNFOOT	R•29
Cabinet Box Only Modification	CBO	G•19
Cabinet Care Kit (PURE&SIMPLE™)	CABCLEANKIT	S•16
Cabinet Case Only Modification	CCO	G•19
Cabinet False Panel Modification	CFP	G•31
Cabinet Frame Only Modification	CFRMO	G•20
Cabinet Front Only Modification	CFNTO	G•20
Cabinet No Door Modification	CND	G•20
Cabinet Panel Edge	CPE	R•9
CabMat	CABMAT	S•13
CabMat Modification	CMAT	G•37
CabMat Vanity	CABMATV	S•14
Cap Moulding	CAPM	R•4
Car Siding	CSDG	Q•21
Car Siding Back Modification	CSDGBK	G•37
Car Siding Flush Panel End Modification	CSFPE	G•25
Celtic Bracket	BRACKETCELTIC	R•24
Celtic Corbel	CORBELCELTIC	R•26
Celtic Foot	CELTICFOOT	R•30
Center Beaded Moulding	CBEADM	R•6
Charging Drawer	CHGDRW	S•6
Charging Drawer Modification	CHGDRW	G•38
Charleston Bead Column w/Foot	WFOOTCHARLESTON	R•47
Charleston Bead Column, Double Square	DBLSQCHARLESTON	R•48
Charleston Pedestal	CHARLESESPED	R•44
Chrome Hamper	HAMPERKIT	S•12
Classic Bun Foot	CLBUNNFOOT	R•29
Classic Revival Corbel	CORBELCLREV	R•26
Classic Tall Crown Moulding	CLTCROWN	R•2

Description Index

Description	Code	Page Number
Classic Wood Hood Arch	WHA	K•3
Classic Wood Hood Chimney	WHC	K•4
Classic Wood Hood Square	WHS	K•4
Clipped Corner Modification	CLIP	G•20
Clipped Corner Wood Tops Modification	WTCLIP	G•35
Concave Light Rail Moulding	CNVLRAIL	R•5
Contemporary Cap	CONCAP	R•48
Contemporary Light Rail Moulding	JINSERTLRC	R•5
Cooking Utensil Divider	CUD	S•4
Cooking Utensil Divider	CUDD	S•3
Corner End Panels	BEP, TCEP, WEP	Q•23
Corner Sink Base without Shelf	CS	L•68
Corner Strap	APEXSTRP	R•24
Corner Tall Moulding	DCM	Q•23
Cornice Tall Crown Moulding	COTCROWN	R•2
Cosmo Foot	COSFOOT	R•30
Countertop Support	SBS	R•23
Country Sink Base Cabinet	CNTYSB	L•48
Country Sink Base w/CabMat	CNTYSB..CM	L•49
Cove Crown Moulding	COVECROWN	R•2
CPU Base	CPU	O•25
Craftsman Bun Foot	CRFTSMNBUNFOOT	R•32
Craftsman Corbel	CORBELCRAFT	R•25
Craftsman Corbel Open	CORBELCRAFTO	R•24
Craftsman Door Modification	CCG, CCP	G•14
Craftsman Foot	CRFTSMNFOOT	R•31
Craftsman Foot, Corner	CRFTSMNFOOTC	R•32
Create-A-Crown Insert	INSERTFRM	R•4
Criss Cross Wine Rack Material	WNRMAT	Q•20
Crown Moulding	SWCRM	R•2
Cut-for-glass Modification	CG	G•14
Cutlery Divider	CIW	S•5
Deco Baseboard Moulding	DECOBBM	R•9
Decorative Baseboard Moulding	BBM	R•9
Decorative Pulls & Knobs	KNOB, PULL	S•17-S•18
Deep Roll Tray Kit	DDGK..FXSRTPG, DRT..SP	S•9
Deep Roll Trays Modification	DRT	G•31
Dentil Moulding	MDENTIL8	R•6
Desk Door Drawer Base	DDO	O•22
Desk Drawer Base	DDR	O•24
Desk File Drawer Base	DF3D	O•24
Desk File Drawer Base	DFD	L•102
Desk Office Base w/Full Height Doors	DO..FH	O•23
Diagonal Base w/Full Height Door & Lazy Susan	DAB..S	L•73
Diagonal Base w/Full Height Door & Super Lazy Susan	DAB..SLS	L•75
Diagonal Base w/Full Shelf	DAB..FS	L•70
Diagonal Corner Sink Base without Shelf	DAB	L•69
Diagonal Wall	DW, DW..D	J•66
Diagonal Wall Peninsula	DW..P	J•73
Diagonal Wall w/Appliance Garage & Lazy Susan Open Bottom	DW..DS	J•70
Diagonal Wall w/Appliance Garage Open Bottom	DW..D	J•69
Diagonal Wall w/Full Height Door	DW..FH	J•67
Diagonal Wall w/Lazy Susan	DW..DS, DW..S	J•70
Diagonal Wall w/Vertical-lift	DW..AG	J•71
Diagonal Wall w/Vertical-lift & Lazy Susan	DW..AGS	J•72
Dishwasher Panel	DWPWD	Q•20
Door Only	DOORONLY	H•1
Door Rail Material	CGRAIL, DRRAILCROSS, DRRAILEND, DRWRAILCROSS, DRWRAILEND, MUNTIN	O•23
Double Hook Black	EEHDB	O•8
Double Hook Nickel	EEHDN	O•8
Double Outlet Cover	DOC	R•50
Double Oven Trimmable Cabinet	OCD	N•35-N•36
Double Oven Trimmable Cabinet w/Deep Drawer	OCD..DD	N•51-N•52
Double Rocker Plate	DRP	R•50
Double Switch Plate	DSP	R•50
Double Vanity Sink Base	VSBD	P•37
Double Vanity Sink Base w/Four Drawers	4VSD	P•37-P•38
Drawer Front Flat 5-piece Inset Modification	DFF5PCINS	G•10
Drawer Front Flat 5-piece Modification	DFF5PC	G•10
Drawer Front Flat 5-piece w/Slab Top Modification	DFF5PCSLBT	G•10
Drawer Front Only	DRWFRTONLY	H•1
Drawer Front Raised 5-piece Inset Modification	DFR5PCINS	G•11
Drawer Front Raised 5-piece Modification	DFR5PC	G•11
Drawer Front Raised 5-piece w/Slab Top Modification	DFR5PCSLBT	G•11
Drawer Front Slab Modification	DFSLB	G•11
Drawer Front Slab Top Modification	DFSLBT	G•12
Ductless Conversion Kit	CONVERSION, FILTER	K•15
Easy Reach Wall Corner	ER	J•64
Edgebanding	BANDVEN	S•15
End Extended Back Modification	EXBK	G•25
End Panels - Full Overlay	BEPOF..WD, TEP..OF3WD, WEPOF..WD	Q•15
English Country Car Siding Paneling	BP..VG	Q•19
English Country Car Siding Skins	BEPS..VG, TEPS..VG, VEPS..VG, WEPS..VG	Q•19
English Country Island Column	ENGISLCOLUMN	R•44
English Country Island Quartered Column	ENGISLQTRCOL	R•44
English Country Leg	ENGCNTYLEG	R•37
Entertainment Base	EB	O•12
Entertainment Base, No Toekick	EB..NTK	O•12
Entertainment Base w/Drawers	EBDB	O•14
Entertainment Box Column Filler	EBCF	O•15
Entertainment Open Drawer	EOD	O•12
Entertainment Platform	EP	O•16
Entertainment Stacked Wall	ESTW	O•13
Entertainment Topper	ET	O•16
Entertainment Wall	EW	O•13
Entertainment Wood Tops w/Beveled Edge	1TWT..BE, 2TWT..BE, 3TWT..BE	O•16
Entertainment Wood Tops w/Ogee Edge	1TWT..OG, 2TWT..OG, 3TWT..OG	O•17
Entertainment Wood Tops w/Round Over Edge	1TWT..RO, 2TWT..RO, 3TWT..RO	O•17
Entertainment Wood Tops w/Square Edge	1TWT..SE, 2TWT..SE, 3TWT..SE	O•18
Entry Ensemble Drawer Base	EEDB	O•3
Entry Ensemble Open Base	EEOB	O•4
Entry Ensemble Stacked Wall	EESTW	O•6
Entry Ensemble Stacked Wall Message	EESTWM	O•7
Entry Ensemble Stacked Wall Open	EESTWO	O•5
Entry Ensemble Tall	EET	O•3
Estate Leg	ESTATE	R•38
Extended Stile w/Overlay Modification	EXBOL, EXLOL, EXROL	G•20
Extended Stiles Modification	EX	G•21
Face Frame and Door on End Modification	FFD	G•26
Finish Kit	FINKIT	F•12
Finished Blind Modification	FBF	G•21
Finished Bottom Modification	PFINBTMB	G•8
Finished Edges - All Modification	F.ALL	G•8
Finished Edges Modification	F.FRT	G•8
Finished Ends Modification	FL, FR	G•8
Floating Shelf	FS, SHELFIND	J•91, R•22
Flower Rosette	ROSETTEFLW	R•16
Flush Panel End Modification	FPE	G•26
Flush Toekick - Arch Modification	FTKAV	G•21
Flush Toekick Modification	FTK	G•21
Flute Leg	FLUTELEG	R•41
Fluted Island Leg	DISLEGFL	R•34
Fluting Modification	FLUT	G•38
Fluting on Fillers Modification	FLUT	G•38
Food Storage Container Organizer Kit	FSCO..KIT	S•2
Four Drawer Base	4DB	L•24
Four Drawer Base w/Bread Board	4DB..BB	L•25
Four Drawer Base w/Charging Drawer	4DB..CHGDRW	L•27
Four Drawer Base w/Cutlery Insert Wood Dividers	4DB..CIW	L•26
Four Drawer Base w/Wood Tiered Cutlery Divider	4DB..WTCD	L•25
Four Drawer Base w/Wood Tiered K-Cup Drawer	4DB..KCUP	L•26
Four Drawer Entertainment Base	4EDB	O•13
Four Drawer Entertainment Base, No Toekick	4EDB..NTK	O•14
Frame Rail Material	FFRAIL	Q•23
French Country Foot	FRNCNTYFOOT	R•31
French Country Leg	FRNCNTYLEG	R•38, R•39
French Country Reeded Leg	FRNCNTYRDLEG	R•39
French Country Square Leg	FRNCNTYSQLEG	R•39
Full Depth Shelf Modification	FD	G•39
Full Extension Drawer & Roll Tray Slides	DGK..FXSPG	S•15

Description	Code	Page Number
Full Height Base	B..FH	L•12-L•13
Full Height Base Angled Cabinet	BAC..FH	L•86
Full Height Base Corner Full Width	BCFW..FH	L•65
Full Height Base Corner Full Width w/Arched Pull-out	BCFWFH..CPO	L•64
Full Height Base Corner Full Width w/Curve Pull-out	BCFWFH..CRVPO	L•66
Full Height Base Peninsula	B..FHP	L•81
Full Height Base w/Roll Trays	B..FHRT	L•14-L•15
Full Height Base w/Tray Divider	TD..FH	L•83
Full Overlay Crown Moulding	FOLCROWN	R•3
Furniture Drawer	FD	L•103, L•104
Furniture Drawer Window Bench	FDWB	L•105
Gaelic Leg	GAELICLEG	R•41
Gallery Mullion Door Modification	GAMD	G•14
Glass Shelf Kits	GSK	S•7
Glaze Pen	GLAZEPEN	E•12
Grape Decorative Onlays/Overlays	GROVLY	R•21
Grape Rosette	GRO	R•16
Grommet	EEGRM	O•8
Hampton Pedestal Foot, Center	HAMPPEDFOOTCTR	R•31
Hampton Pedestal Foot, Corner	HAMPPEDFOOTC	R•31
Hampton Pedestal Foot, Left	HAMPPEDFOOTL	R•31
Hampton Pedestal Foot, Right	HAMPPEDFOOTR	R•31
Hearth Door Front Configurations	H..DF	K•24, K•25
Hearth Liner	HL	K•26
Hearth Mantel	HM	K•23
Hearth Overlay Fillers	HOF	K•26
Hearth Pier	HP	K•22
Hearth Pier Pull-out	HPP	K•23
Hearth Shelf	HS	K•25
Hearth Tower Pull-out Kit	HPPKIT	S•8
Hinge Angle Restriction Clip	HINGERESCLIP	S•15
Hinge Angle Restriction Clip Inset	HINGERESCLIPIN	S•15
Hinge Plates	HINGEISCPLT	S•16
Hinge Restriction Clip	WTH..CLIP	S•16
Hinge Spacers	HNGSPACER	S•14
Hinges	HINGE	S•15
Horizon Door Modification	HCG, HCP	G•15
Hutch Base	HB	L•106
Hutch End Panel	HE	Q•20
Increased Depths Modification	ID	G•39
Increased Heights Modification	IH	G•40
Increased Widths Modification	IW	G•46, G•48
Industrial Bracket, Loop	BRACKETIND	R•24
Industrial Bracket, Straight	STBRACKETIND	R•24
Industrial Foot	INDFOOT	R•33
Industrial Shelf	SHELFIND	R•22
Insert Crown Moulding	SWVCRM	R•3
Insert Panel Crown	INSCROWN	R•4
Inset Appliance Panels	IAPPLIANCE	Q•30
Inset Door Modification	NOBEAD	G•12
Inset Finial Hinges	HIF	S•16
Inset Finial Hinges Modification	IF	G•12
Inset Magnetic Catches	MAGCATCHINSET	S•15
Inset Panel Ends Modification	IPE	G•27
Inside Corner Moulding	ICM	R•8
Inside Corner Moulding (#2)	ICMA	R•8
Installation Hardware Parts	BRKOFFSCREW, BUMPERPADS	S•16
Integral End Modification	INTGE	G•28
Integrated Panels	DAINTEGRATEDDF, DAINTEGRATEDDR	Q•32
Inverted Frame Modification	INVFRM	G•21
Island Leg	SISLLEG	R•36
Island Leg, Square	SQISLLEG	R•36
Jumper Cables	BRIDGECABLE	T•1
Kensington Foot	KENSFOOT	R•31
Kensington Leg	KENSINGLEG	R•39
Keyboard Tray	KBT	O•25
Kit Components for BCOPP	BCOPPKIT	S•3
Kit Components for BTDPP	BTDPPKIT	S•2
Kit Components for BUPP	BUPPKIT	S•2
Kit Components for BUPPKB	BUPPKBKIT	S•2
Kitchen Island Leg	DISLLEG	R•34
Lacquer Spray Can	SSC	E•12
Large Batten Moulding	SM..LG	R•8
Large Bijou Corbel	CORBELBIJL	R•27
Large Crown Moulding	SWLCRM	R•3
Large Diamond Weaved Island Column	WEAVELEGL	R•46
Large Grape Shelf Support	LGGRPSUPPORT	R•23
Large Insert Crown	LRCROWN	R•3
Large Outside Corner	LOSC	R•9
Large Scribe Moulding	LSM	R•7
Large Shaker Crown Moulding	LSHAKER	R•3
Large Shelf Support	LGCORBEL	R•23
Large Straight Angle Crown Moulding	LSACROWN	R•3
Large Weaved Corbel	CORBELWEAVEL	R•28
Lazy Susan Base Panel	BLSBEPWD	Q•20
Lazy Susan Kit	BER..SKIT, BLSKIT, BRDB..KIT, DAB..KIT, DWLKIT, SLS..KIT, SLSCR..KIT	S•8
Lazy Susan Pole Kit	LSPOLEKIT	S•8
Lazy Susan Pull-out	LSP	L•78
Lexington Island Pedestal Kit	LEXISLKIT	R•43
Lexington Shelf Strap	LEXSHLFSTRP	R•24
Lexington Table Pedestal Kit	LEXTBLKIT	R•43
L-shaped Organizer	VLSO	G•50
Lid Organizer	LO	S•8
Lid Pull-out Kit	LH..KIT	S•13
Light Baffle	LB	R•5
Light Rail Moulding	LRM	R•5
Lille Fluted Foot	LIFLUTFOOT	R•29
Lille Foot	LIFOOT	R•29
Linen Closet	LC	P•50
Linen Closet w/Removable Hamper	LCRH	P•51
Linen Storage Cabinet	LT	P•51
Madeline Bun Foot	MADEFOOT	R•31
Madeline Post, Large	MADELINEPOSTL	R•37
Madison Foot	MADFOOT	R•31
Matching Interior Modification	MIP	G•9
Medium Straight Angle Crown Moulding	MSACROWN	R•3
Metro Bar Column	METBARCOLUMN	R•45
Metro Island Column	METISLCOLUMN	R•45
Metropolitan Foot	METROFOOT	R•32
Microwave & Single Oven Trimmable Cabinet	OMC	N•27-N•28
Microwave & Single Oven Trimmable Cabinet w/Deep Drawer	OMC..DD	N•29-N•30
Mid-Century Bracket	TRIBRKT	R•23
Mid-Century Foot, Medium	MCFOOTM	R•33
Mid-Century Foot, Short	MCFOOTS	R•32
Mid-Century Foot, Tall	MCFOOTT	R•33
Mid-Century Island Column	MCISLCOLUMN	R•47
Mid-Century Metal Foot	MCMFOOT	R•33
Mid-Century Table Leg	MCLEG	R•42
Mid-Century Vanity Column	MCVANCOLUMN	R•47
Mission Corbel	CORBELMIS	K•26, R•28
Mission Door Modification	MCG, MCP	G•15
Mission Leg	DLEGMISSION	R•35
Mission Rosette	ROSETTEMIS	R•16
Mixer Shelf w/Pop-Up Shelf	MIXKIT	S•8
Modern Corner Shelf	MDCCRNSHLF	R•22
Modern Floating Corner Shelf	MDFLCRNSHLF	R•22
Modified Full Overlay Modification	MFO	G•13
Moulding Location Modification	MLDG	G•36
Mullion Door Clips	MDCLIPS	S•14
Mullion Doors Modification	MD	G•16
Natural Material	NAT	Q•20
Natural Veneer	NATVEN	Q•21
Nickel Towel Bar Modification	TBN	G•24
No Hinge Cut Modification	NHC	G•16
Notched Mid-Century Foot, Medium	NMCFOOTM	R•33
Notched Mid-Century Foot, Tall	NMCFT	R•33
Notched Mid-Century Island Column	NMCILSCOLUMN	R•47
Notched Mid-Century Vanity Column	NMCVANCOLUMN	R•47
Office & Vanity Fillers	CFB, FBCO, FBCV	Q•3
Office & Vanity Overlay Fillers	OFO, OFV	Q•9
Office Fillers	FO	Q•2

Description Index

Description	Code	Page Number
Office Fluted Fillers	FFO	Q•5
Ogee Moulding	OGEEM	R•6
Old World Bracket	BRACKETOWD	R•24
Old World Corbel	CORBELOWD	K•26, R•28
Old World Corbel w/Strap	CORBELOWDSTR	K•26, R•28
Open Bottom Rail Base Modification	OBRB	G•22
Outside 135° Corner Moulding	OC	R•8
Outside Corner Moulding	OCM	R•8
Oven Microwave Trimmable Cabinet	TBMWB	N•20-N•21
Overlay Fillers	OFBC	Q•10
Overlay Panels	DAOVERLAY	Q•34
Overlay Valance	OSV	R•21
Pacific Rim Create A Column	PRCCOLUMN	R•47
Pacific Rim Island Column	PRISLCOLUMN	R•47
Pacific Rim Leg	PRLEG	R•42
Palladian Corbel	CORBELPALLA	R•25
Paneling	BP, WP	Q•19
Pantry Unit	PY	M•29-M•30
Peaked Large Rosette	ROSETTELGPK	R•16
Peaked Small Rosette	ROSETTESMPK	R•16
Pedestal Foot - Corner	PEDFOOTC	R•29
Pedestal Foot - No Return Left	PEDFOOTL	R•29
Pedestal Foot - No Return Right	PEDFOOTR	R•30
Pedestal Foot - Return Left	PEDFOOTRETL	R•30
Pedestal Foot - Return Right	PEDFOOTRETR	R•30
Pegged Dish Organizer	PDO, PDOPOSTS	S•8
Petite Acanthus Corbel	CORBELACAN5	R•27
Pilasters	PIL	Q•24, Q•25
Pinnacle Corbel	CORBELPINN	R•27
Pinnacle Rosette	ROSETTEPINN	R•21
Plain Nouveau Bar Column	NOULEGT	R•45
Plain Nouveau Island Column	NOULEG	R•45
Plain Nouveau Large Corbel	CORBELNOUL	R•27
Plain Nouveau Medium Corbel	CORBELNOUM	R•28
Plain Nouveau Small Corbel	CORBELNOUS	R•28
Plastic Shelf Clips	SHELFPEGS	S•14
Plastic Storage Bins	PSBKIT	S•8
Position Bridge on Bottom of Wall Cabinet	BRIDGE.BTM	T•2
Position Bridge on Top of Wall Cabinet	BRIDGE.TOP	T•2
Pots & Pans Pull-out Kit	PPH..KIT, PPP..KIT	S•9, S•13
Power Bridge	3ZONEPWRBRDG	T•1
Power Pod	PWRPOD	S•11
Power Strip	EEPWR	O•8
Prairie Mullion Doors Modification	PRMD	G•16
Premium Door Mechanism	PDM	S•16
Profile Edge Moulding	SHAPE	R•7
Profiled and Finished Edges - All Modification	PRO.ALL	G•9
Profiled and Finished Edges Modification	PRO	G•9
Push-to-Open Wastebasket Modification	PTOWB	G•13
Quart of Glaze	GLAZEQUART	E•12
Quart of Paint	PAINTQUART	E•12
Quart of Stain	STAINQUART	E•12
Quart of Toner	TONERQUART	E•12
Quarter Round Moulding	QRM	R•8
Queen Anne Buffet Column	QALEGT	R•46
Queen Anne Corner Acanthus Leg	QACRNRACALEG	R•40
Queen Anne Corner Fluted Leg	QACRNRFLUTLEG	R•40
Queen Anne Corner Leg	QACRNRLEG	R•40
Queen Anne Foot	QAFOOT	R•32
Queen Anne Leg	FRNLG	R•40
Queen Anne Scroll Foot	QASCROLLFOOT	R•32
Raised Panel Valance	RPV	R•18
Range Hood Stainless Steel Square	RHSS	K•13
Range Hood Stainless Steel Tapered	RHST	K•13
Range Panel	DRP	L•58
Range Platform w/Drawers	R..PD	L•58
Recessed Panel Valance	RCPV	R•18
Recessed Toekick – 6″ Modification	RECTK_6	G•29
Recessed Toekick Front – 6″ Modification	RECTKFRT6	G•30
Recessed Toekick Front Modification	RECTKFRT	G•30
Recessed Toekick Modification	RECTK	G•29
Recessed Vanity Wall Modification	REC	G•22
Reduced Depths Modification	RD	G•39
Reduced Heights Modification	RH	G•40
Reduced Widths Modification	RW	G•49
Reed Leg	RDLEG	R•34
Refrigerator Panel	TEP	Q•16-Q•18
Retainer Clips	RETAINER	S•14
Roll Tray Bottom w/Full Depth Shelf Modification	FDSRTBTM	G•31
Roll Tray Bumper Pads	BUMPERRT	S•15
Roll Tray Kit	DGK..FXSRTPG, RT..SP	S•9
Roll Trays Modification	RT	G•32
Rope Island Leg	DISLEGRP	R•35
Rope Leg	ROPELEG	R•40
Rope Moulding	RPM	R•6
Rose Fluting Modification	ROSFLUT	G•50
Rose Fluting on Fillers Modification	ROSFLUT	G•50
Round Base	ROUNDBASE	R•44
Round Countertop Moulding	RCTM	R•7
Rustic Corner Shelf	RSTCCRNSHLF	R•21
Rustic Floating Corner Shelf	RSTCFLTCRNSHLF	R•22
Scooped Drawers Modification	SCPDRW	G•32
Scooped Roll Tray Kit	SRT..SP	S•10
Scooped Roll Tray Modification	SRT	G•32
Secured Drawer featuring Master Lock Biometric Technology Modification	DRWSEC	G•51
Shaker Corbel	CORBELSHKR	R•27
Shaker Crown Moulding	SHKRCRM	R•3
Shaker Mullion Door Modification	SHMD	G•16
Shelving Material	SHELF	Q•22
Shoe Convex Inside Corner Moulding	SHM	R•8
Simplicity Crown	SIMCROWN	R•2
Single Bead Edge	SBE	R•6
Single Bead Moulding	SBM	R•6
Single Hook Black	EEHSB	O•8
Single Hook Nickel	EEHSN	O•8
Single Outlet Cover	SOC	R•50
Single Oven Trimmable Cabinet	OCS	N•43-N•44
Single Oven Trimmable Cabinet w/Deep Drawer	OCS..DD	N•45-N•46
Single Oven Trimmable Cabinet w/Drawers	OCSD	N•37-N•38
Single Panel Tall Door Modification	SGLPN	G•13
Single Rocker Plate	SRP	R•50
Single Switch Plate	SSP	R•50
Sink Base	SB	L•38, L•43
Sink Base Cleaning Caddy	SBCADDY, SBCADDYSM	S•14
Sink Base Cleaning Caddy Modification	SBCADDY	G•51
Sink Base Cleaning Caddy Small Modification	SBCADDYSM	G•51
Sink Base Double Door w/CabMat	SB..CM	L•39
Sink Base Double Door w/Caddy	SB..CDY	L•39
Sink Base SuperCabinet	SB..S	L•45
Sink Base SuperCabinet w/CabMat	SB..SCM	L•46
Sink Base SuperCabinet w/Caddy	SB..SCDY	L•45
Sink Base SuperCabinet w/Tilt-out Tray	SB..STS	L•46
Sink Base SuperCabinet w/Tilt-out Tray & Caddy	SB..STSCDY	L•47
Sink Base SuperCabinet w/Tilt-out Trays & CabMat	SB..STSCM	L•47
Sink Base w/Drawer Below	SB..D	L•50
Sink Base w/Tilt-out Tray	SB..ST	L•40-L•41, L•44
Sink Base w/Tilt-out Tray & Caddy	SB..STCDY	L•42
Sink Base w/Tilt-out Trays & CabMat	SB..STCM	L•42
Sink Front	SF	L•51, L•52
Sink Front Bottom	SFB	L•52
Six Drawer Base	6DB	L•24
Six Drawer Entertainment Base, No Toekick	6EDB	O•14
Skins	BEPS, TEPS, VEPS, WEPS	Q•18
Sliding Towel Bar	STR	S•10
Small Acanthus Corbel	CORBELACAN	R•27
Small Batten Moulding	SM	R•8
Small Bijou Corbel	CORBELBIJS	R•27
Small Cove Crown Moulding	SMCOVECROWN	R•2
Small Gaelic Rosette	ROSETTEGAE	R•16
Small Grape Shelf Support	SMGRPSUPPORT	R•23
Small Light Rail Moulding	SMLR	R•5

Description	Code	Page Number
Small Scribe Moulding	SSM	R•7
Small Shelf Support	SMCORBEL	R•23
Small Weaved Corbel	CORBELWEAVES	R•28
Soffit Filler Moulding	SFM	R•2
Soffit Scribe Crown Moulding	SCM	R•4
Soffit Trim Moulding	STM	R•5
Solid Wood	SOLID	Q•22
Solid Wood Tall Crown Moulding	SWTCRM	R•4
Spice Drawer	SD	S•10
Spice Pull-out	SPICE..PG	S•10
Split Doors Modification	SPLITDR	G•13
Split Drawers Modification	SPLITDRWS	G•13
Split Turning Acanthus	3SPTRINGACA	R•17
Split Turning Block	3SPTRINGBLK	R•17
Split Turning Capitol	3SPTRINGCAP	R•17
Split Turning Center	3SPTRINGCTR	R•16
Split Turning Spindle	3SPTRINGSPNDL	R•17
Split Turning Systems End	SPTRINGEND	R•17
Split Turning Systems Reed	SPTRINGREED	R•17
Split Turning Systems Rope	SPTRINGROPE	R•17
Split Turning Systems Spool	SPTRINGSPOOL	R•18
Split Turning Weaved	3SPTRINGWV	R•17
Spool Leg	SPLEG	R•34
Square Foot	SMSQFOOT	O•15, R•29
Square Island Leg	DISLEGSQ	R•35
Square Leg w/Sleeve	SQLEG	R•42, R•43
Stack Moulding Kits	STKMLD	R•10-R•15
Stacked Wall	STW	J•28-J•35
Stacked Wall Cabinet Heights Modification	STW	G•22
Stacked Wall End Cabinet Double Door	STWEC..D	J•41
Stacked Wall End Cabinet Single Door	STWEC	J•42
Stacked Wall Transition Cabinet	STWTC	J•43, J•44
Stacked Wall w/Appliance Garage	STWDAG	J•24-J•27
Stacked Wall w/Vertical-lift	STWAG	J•36-J•39
Stainless Hood Filter	KF	K•13
Standard Drivers	STAND	T•1
Starter Moulding	STR	R•2
Starter Shaker Moulding	STRS	R•2
Stem Bumper Pads	BUMPERSTEM	S•14
Stem Glass Holder	WGH	S•10
Storage Open Rail Base Modification	STORB	G•22
Straight Angle Crown Moulding	SACROWN	R•3
Straight Valance	VV	R•19
Stretcher Material	STRETCHERMAT	Q•22
Summit Foot	SUMFOOT	R•30
Sumter Island Column, Double Square	DBLSQSUMTER	R•48
Sumter Table Column, Double Square	DBLSQTBL	R•48
Super Lazy Susan	SLSW	L•74
Super Lazy Susan w/Chrome Rail	SLSCR	L•76
Super Lazy Susan w/Chrome Rail & Corner Drawer	SLSCR..CD	L•77
Super Lazy Susan w/Chrome Rail & Reduced Shelf	SLSCR..RS	L•72
Tablet Holder	TABLETHLDR	S•11
Tall Bookcase w/Arched Valance	T..BCAV	O•29-O•31
Tall Bookcase w/Doors & Arched Valance	TD..BCAV	O•32-O•34
Tall Bookcase w/Office Height Doors & Arched Valance	TDO..BCAV	O•38-O•40
Tall Bookcase w/Vanity Height Doors & Arched Valance	TDV..BCAV	O•35-O•37
Tall Built-in Microwave Cabinet	OCM..AC	N•17-N•19
Tall Crown Moulding	MTCROWN, TCROWNM, TLCROWN	R•4
Tall Fluted Fillers	FTF, TF	Q•5
Tall Pantry Pull-out	TPP	M•26-M•28
Tapered 4-Sided Leg	T4SLEG	R•30
Tapered Leg	TAPLG, TLEG	R•30
Tapered Vanity End Panel	VDL2130WD	Q•20
Tapered Wood Hood	TWH	K•12
Three Corner Drawer Base	3CDB	L•78
Three Drawer Base	3DB	L•27-L•28
Three Drawer Base Buffet	3DBB	L•28
Three Drawer Base Buffet w/Deep Drawer	3DBBDD	L•31
Three Drawer Base, Warming Drawer	3DB..WD	N•11
Three Drawer Base w/Bread Board	3DB..BB	L•30
Three Drawer Base w/Charging Drawer	3DB..CHGDRW	L•31
Three Drawer Base w/Deep Drawer	3DBDD	L•29
Three Drawer Base w/Wood Tiered Cutlery Divider	3DB..WTCD	L•29
Three Drawer Base w/Wood Tiered K-Cup Drawer	3DB..KCUP	L•30
Tilt-out Tray(s) Stainless Steel	TOTSSS	S•6
Toe Board Trim	TB8WD	Q•19
Toekick Caps	TKC	Q•19
Toekick Drawer Modification	DRWTK	G•30
Toekick Pedestal Modification	TKP	G•30
Toekick Tulip Foot	TKTLFOOT	R•29
Top Valance Rail Modification	TVR	G•23
Touch-up Kit	TUK	E•12
Traditional Batten Moulding	TBATM	R•8
Traditional Light Rail	TLR	R•5
Traditional Light Rail Moulding	JINSERTLRT	R•5
Traditional Open Corbel	CORBELTRADO	R•27
Traditional Rosette	TROSETTE	R•16
Traditional Soffit Trim Moulding	TSTM	R•4
Traditional Window Casing	WCT	R•9
Transom Doors Modification	TCG, TCP	G•17
Tray Divider	TDKIT	S•10
Tray Divider Modification	TD	G•52
Tray Divider Roll-out	TDRO, TDROHDWONLY	S•10
Triad Corbel	CORBELTRIAD	R•26
Triad Rosette	ROSETTETRIAD	R•21
Trim Moulding	TM	R•4
Triple Bead Moulding	TBEM	R•6
Tulip Foot	TLFOOT	R•29
Tulip Foot Square	FOOTTULIPSQ	R•29
Turnbuckles for False Drawer Fronts	FALSEPANELCLIP	S•15
Two Drawer Base	2DB	L•32, L•34
Two Drawer Base Corner Full Width w/Curve Pull-out	BCFW2D..CRVPO	L•66
Two Drawer Base w/Pegged Dish Organizer	2DB..PDO	L•32
Two Drawer Base w/Reduced Drawers, Drop-in Range	2DB..RDR	L•56
Two Drawer Base w/Roll Tray & Pegged Dish Organizer	2DB..RTPDO	L•33
Two Drawer Base w/Roll Trays	2DB..RT	L•33
Two Drawer Base, Drop-in Range	2DB..DR	L•55
Under Counter Drawer	UCD	P•46
Under Counter Drawer, Trimmable	UCD..T	P•46
Urban Island Column	URBISLCOLUMN	R•46
U-shaped Deep Roll Tray Kit	UDRT..SP	S•7
U-shaped Drawer Box Modification	UDBX	G•33
U-shaped Roll Tray Kit	URT..SP	S•7
U-shaped Roll Tray Modification	URT	G•34
Utility	U	M•3-M•15
Utility Fillers	TF	Q•3
Utility Inverted	UI	M•20-M•21
Utility Organizer Cabinet	UOC	M•31-M•38
Utility Organizer Drop Zone Cabinet	UOCDZ	M•39-M•40
Utility Organizer Drop Zone Cabinet w/Authentic End	UOCDZ..AE	M•41
Utility Overlay Fillers	OL	Q•9
Utility w/Four Drawers	U4D	M•18, M•19
Utility w/Roll Trays	U..RT	M•21-M•25
Utility w/Three Drawers	U3D	M•16, M•17
Valances	V	R•19-R•20
Valley Forge Moulding	VFR	R•5
Vanity Angled Corner Sink Front	VACSF	P•45
Vanity Base, Double Door w/Drawer	VB	P•8
Vanity Base Pull-out	VBP	P•13
Vanity Base Pull-out Kit	VBPKIT	S•11
Vanity Base, Single Door w/Drawer	VB	P•7
Vanity Base Single Door w/Shelf	V..S	P•9
Vanity Base Single Door without Shelf	V	P•11
Vanity Base w/Shelf	V..S	P•10
Vanity Base without Shelf	MV, V	P•12, P•13
Vanity Combination Drawer Base w/Four Drawers	4VCDB..D	P•29
Vanity Combination Drawer Base w/Three Drawers	VCDB..D	P•28
Vanity Console Drawer Base w/Eight Drawers	4-6VCDB	P•31
Vanity Console Drawer Base w/Six Drawers	6VCDB	P•30
Vanity Console Drawer Base w/Six Drawers & Wood Tiered Vanity Drawer	6VSDB..WTV	P•36
Vanity Fillers	FV	Q•2

Description Index

Description	Code	Page Number
Vanity Fluted Fillers	FFV	Q•5
Vanity Four Drawer Base	4VDB	P•44-P•45
Vanity Hamper Base Cabinet	VH..FH	P•38
Vanity Mirror	VM	P•5
Vanity Recessed Cabinet	VWR	P•4
Vanity Sink & Hamper Drawer Base	VSHDB..D	P•39
Vanity Sink & Hamper Drawer Base w/Four Drawers	4VSHDB..D	P•40
Vanity Sink & Two Drawer Base w/Extended Stiles	2VSD..FP	P•20
Vanity Sink Base SuperCabinet w/Tilt-out Trays	VSSB..ST	P•18
Vanity Sink Base w/False Panel	VSB	P•14-P•17
Vanity Sink Base w/Three Drawers	VS3D	P•25
Vanity Sink Base w/U-shaped Roll Trays	VSB..U	P•17
Vanity Sink Drawer Base	2VSD, 2VSD..FP	P•19
Vanity Sink Drawer Base w/Eight Drawers & False Panel	8VSD..FP	P•34-P•35
Vanity Sink Drawer Base w/False Panel	VSD..FP	P•21-P•22
Vanity Sink Drawer Base w/Four Drawers & False Panel	4VSD..FPD	P•26-P•27
Vanity Sink Drawer Base w/Six Drawers	6VSD..FP	P•32-P•33
Vanity Sink Drawer Base w/Three Drawers & False Panel	VCSD..FP	P•23-P•24
Vanity Sink Front	VSF	P•41
Vanity Three Drawer Base	VDB	P•42-P•43
Vanity Utility	UV	P•47-P•49
Vanity Utility w/Drawers	VUD	P•50
Vanity Wall	W	P•3, P•4
Vanity Wall Recessed Cabinet	VWR	P•5
Vanity Wastebasket Container	VWB	G•52
Veneer	VEN	Q•21
Victorian Countertop Support	VSBS	R•23
Void Toekick Modification	VTK	G•30
Wainscoting	WAIN	Q•27
Wall	W	J•3-J•19
Wall & Base Fillers	FB, FW	Q•3
Wall Base	WB	L•23
Wall, Base, Office, & Vanity 135° Overlay Fillers	135OF	Q•10
Wall Bookcase w/Arched Valance	W..BCAV	O•26-O•28
Wall Box Column Pull-out w/K-Cup	WBCPOKCUP	J•105
Wall Box Column Pull-out, Overlay	WBCPO..OL	J•104
Wall Box Column Pull-out, Plain	WBCPO	J•103
Wall Built-in Microwave Double Door Cabinet	WBMW, WBMW..AC	N•5-N•10
Wall Cabinet w/Wine Rack	WWR	J•92
Wall China Display	WCD	J•95
Wall Corner Double Door	WC	J•55-J•63
Wall Corner Single Door	WC	J•52-J•62
Wall Easy Access Storage Cabinet	WEAS	J•13
Wall End and Back Extended Down Modification	EXDN	G•28
Wall End Cabinet Double Door	WEC..D	J•86
Wall End Cabinet Single Door	WEC	J•87
Wall End Panel	WEPF	Q•13
Wall Fillers	F	Q•2
Wall Fluted Fillers	FF	Q•4
Wall Message Center	WMC	J•90
Wall Microwave Cabinet	MW	N•3
Wall Microwave Double Door Cabinet	MW	N•4-N•8
Wall Open Cabinet w/Car Siding Back	WOCB	J•51
Wall Open Cabinet w/Plain Back	WOCP	J•50
Wall Organizer	WORG	J•91
Wall Organizer & Bookshelf	WOBS	J•92
Wall Overlay Fillers	OL	Q•8
Wall Peninsula	W..P	J•74-J•77
Wall Quarter Round End Shelf	WQRES	J•98-J•101
Wall Refrigerator	W	J•45-J•48
Wall Refrigerator Pull-out Cabinet	W..PO	J•49
Wall Spice Drawer Horizontal	WSD	J•97
Wall Spice Drawer Vertical	WSDV	J•97
Wall Spice Pull-out Cabinet	WSP	J•101
Wall Spice Pull-out Kit	WSPKIT	S•11
Wall Spice Rack Cabinet	WSRC	J•102
Wall Top Hinge w/Bifold	WTH..BF	J•15
Wall Top Hinge w/Stay Lift	WTH..SL	J•9
Wall Top Hinge w/Vertical-lift & Stay Lift	WVL	J•5-J•6
Wall Transition Cabinet	WTC	J•40
Wall Wine Rack	WNR	J•93
Wall Wine Storage Cabinet	WSC	J•94
Wall w/Three Drawers	W3D	J•22-J•23
Wall w/Two Drawers	W2D	J•20-J•21
Wastebasket Assembly	BWB..FHKIT, BWB..KIT	S•11, S•12
Wastebasket Only	WASTEBIN	S•12
Water Closet	WCT	P•6
Weaved Bun Foot	WEAVEBUNFOOT	R•32
Weaved Island Column	WEAVELEG	R•46
Wide Scribe Moulding	WSCRIBE	R•7
Wide Stiles Modification	WS	G•24
Wide Top Rail Modification	WTR	G•24
Wine Cube Horizontal	W	J•96
Wine Cube Vertical	WCV	J•96
Wood Hood Arch Flat Panel	WHAFP	K•3
Wood Hood Artisan Straight	WHAS	K•12
Wood Hood Blower	BLOWER, TWHBLOWER	K•14
Wood Hood Canopy Arched	WHCA	K•5
Wood Hood Canopy Square	WHCS	K•6
Wood Hood Linear	JWHL	K•12
Wood Hood Nantucket Arch	WHNA	K•8
Wood Hood Nantucket Chimney	WHNC	K•8
Wood Hood Nantucket Straight	WHNS	K•8
Wood Hood Shiplap Straight	JWHSHIPSTR	K•9
Wood Hood Shiplap Straight w/Corbels	JWHSHIPSTRCB	K•9
Wood Hood Shiplap Tapered	JWHSHIPT	K•10
Wood Hood Shiplap Tapered Chimney	JWHSHIPCH	K•10
Wood Hood Shiplap Tapered w/Corbels	JWHSHIPTCB	K•10
Wood Hood Simple Chimney	WHSMC	K•11
Wood Hood Simple Tapered	WHSMT	K•11
Wood Hood Simple Tapered w/Corbels	WHSMTCB	K•11
Wood Hood Square Flat Panel	WHSFP	K•4
Wood Hood Straight Batten - Profiled	WHSBATTEN	K•7
Wood Tiered Cutlery Divider Drawer Modification	WTCD	G•52
Wood Tiered Cutlery Divider Drawer w/Installation Hardware	WTCD	S•5
Wood Tiered K-Cup Drawer Modification	WTKCUP	G•52
Wood Tiered K-Cup Drawer w/Installation Hardware	KCUP	S•6
Wood Tiered Vanity Drawer Kit	WTVD	S•6
Wood Top, Four Sided	4TWT	Q•7
Wood Top, One Sided	1TWT	Q•6
Wood Top, Three Sided	3TWT	Q•6
Wood Tops	WOODTOP	Q•6
Wood Tops for Angled & Base End Cabinets - Beveled Edge	WTOPBAC..BE	Q•7
Wood Tops for Angled & Base End Cabinets - Ogee Edge	WTOPBAC..OG	Q•7
Wood Tops for Angled & Base End Cabinets - Round Over	WTOPBAC..RO	Q•8
Wood Tops for Angled & Base End Cabinets - Square Edge	WTOPBAC..SE	Q•8
X-End Panel	XEND	R•50

Contents By Code

Code	Description	Page Number
135OF	Wall, Base, Office, & Vanity 135° Overlay Fillers	Q•10
1TWT	Wood Top, One Sided	Q•6
1TWT..BE	Entertainment Wood Tops w/Beveled Edge	O•16
1TWT..OG	Entertainment Wood Tops w/Ogee Edge	O•17
1TWT..RO	Entertainment Wood Tops w/Round Over Edge	O•17
1TWT..SE	Entertainment Wood Tops w/Square Edge	O•18
2DB	Two Drawer Base	L•32, L•34
2DB..DR	Two Drawer Base, Drop-in Range	L•55
2DB..PDO	Two Drawer Base w/Pegged Dish Organizer	L•32
2DB..RDR	Two Drawer Base w/Reduced Drawers, Drop-in Range	L•56
2DB..RT	Two Drawer Base w/Roll Trays	L•33
2DB..RTPDO	Two Drawer Base w/Roll Tray & Pegged Dish Organizer	L•33
2TWT..BE	Entertainment Wood Tops w/Beveled Edge	O•16
2TWT..OG	Entertainment Wood Tops w/Ogee Edge	O•17
2TWT..RO	Entertainment Wood Tops w/Round Over Edge	O•17
2TWT..SE	Entertainment Wood Tops w/Square Edge	O•18
2VSD	Vanity Sink Drawer Base	P•19
2VSD..FP	Vanity Sink & Two Drawer Base w/Extended Stiles	P•20
2VSD..FP	Vanity Sink Drawer Base	P•19
3CDB	Three Corner Drawer Base	L•78
3DB	Three Drawer Base	L•27-L•28
3DB..BB	Three Drawer Base w/Bread Board	L•30
3DB..CHGDRW	Three Drawer Base w/Charging Drawer	L•31
3DB..KCUP	Three Drawer Base w/Wood Tiered K-Cup Drawer	L•30
3DB..WD	Three Drawer Base, Warming Drawer	N•11
3DB..WTCD	Three Drawer Base w/Wood Tiered Cutlery Divider	L•29
3DBB	Three Drawer Base Buffet	L•28
3DBBDD	Three Drawer Base Buffet w/Deep Drawer	L•31
3DBDD	Three Drawer Base w/Deep Drawer	L•29
3SPTRINGACA	Split Turning Acanthus	R•17
3SPTRINGBLK	Split Turning Block	R•17
3SPTRINGCAP	Split Turning Capitol	R•17
3SPTRINGCTR	Split Turning Center	R•16
3SPTRINGSPNDL	Split Turning Spindle	R•17
3SPTRINGWV	Split Turning Weaved	R•17
3TWT	Wood Top, Three Sided	Q•6
3TWT..BE	Entertainment Wood Tops w/Beveled Edge	O•16
3TWT..OG	Entertainment Wood Tops w/Ogee Edge	O•17
3TWT..RO	Entertainment Wood Tops w/Round Over Edge	O•17
3TWT..SE	Entertainment Wood Tops w/Square Edge	O•18
3ZONEPWRBRDG	Power Bridge	T•1
4-6VCDB	Vanity Console Drawer Base w/Eight Drawers	P•31
4DB	Four Drawer Base	L•24
4DB..BB	Four Drawer Base w/Bread Board	L•25
4DB..CHGDRW	Four Drawer Base w/Charging Drawer	L•27
4DB..CIW	Four Drawer Base w/Cutlery Insert Wood Dividers	L•26
4DB..KCUP	Four Drawer Base w/Wood Tiered K-Cup Drawer	L•26
4DB..WTCD	Four Drawer Base w/Wood Tiered Cutlery Divider	L•25
4EDB	Four Drawer Entertainment Base	O•13
4EDB..NTK	Four Drawer Entertainment Base, No Toekick	O•14
4TWT	Wood Top, Four Sided	Q•7
4VCDB..D	Vanity Combination Drawer Base w/Four Drawers	P•29
4VDB	Vanity Four Drawer Base	P•44-P•45
4VSD	Double Vanity Sink Base w/Four Drawers	P•37-P•38
4VSD..FPD	Vanity Sink Drawer Base w/Four Drawers & False Panel	P•26-P•27
4VSHDB..D	Vanity Sink & Hamper Drawer Base w/Four Drawers	P•40
4ZONECON	4 Zone Wall Controller	T•1
4ZONEDIMREC	4 Zone Dimming Receiver	T•1
6DB	Six Drawer Base	L•24
6EDB	Six Drawer Entertainment Base, No Toekick	O•14
6VCDB	Vanity Console Drawer Base w/Six Drawers	P•30
6VSD..FP	Vanity Sink Drawer Base w/Six Drawers	P•32-P•33
6VSDB..WTV	Vanity Console Drawer Base w/Six Drawers & Wood Tiered Vanity Drawer	P•36
8VSD..FP	Vanity Sink Drawer Base w/Eight Drawers & False Panel	P•34-P•35
ABBEYCOLINS	Abbey Column Insert - Island	R•49
ABBEYCOLINST	Abbey Column Insert - Bar	R•49
ABBEYCORINSL	Abbey Corbel Insert - Large	R•28
ABBEYCORINSM	Abbey Corbel Insert - Medium	R•28
ABBEYCORINSS	Abbey Corbel Insert - Small	R•28
ABBEYINS	Abbey Crown Insert	R•7
ABBEYINSS	Abbey Light Rail Insert	R•7
ACANFOOT	Acanthus Foot	R•30
ACANTHUSLEG	Acanthus Leg	R•41
ACCNAIL	Accessory Nail	R•16
ACO	Acanthus Decorative Ornaments	R•21
ACOVLY	Acanthus Decorative Onlays/Overlays	R•21
ACS	Angled Corner Sink Base	L•53
ACS..ST	Angled Corner Sink Base w/Tilt-out Tray	L•54
ACSF	Angled Corner Sink Front	L•55
ACSFB	Angled Corner Sink Front Bottom	L•52
ADD..SHLF	Add Shelf Modification	G•37
ADDTK	Add Toekick Modification	G•29
ADRW	Add Drawer Below Wall Unit Modification	G•18
AEW	Angled End Wall Cabinet Double Door	J•80, J•84
AEW	Angled End Wall Cabinet Single Door	J•78, J•82
AEWFFD	Angled End Wall Cabinet Double Door w/Face Frame & Door on End	J•81, J•85
AEWFFD	Angled End Wall Cabinet Single Door w/Face Frame & Door on End	J•79, J•83
AF	Aluminum Door Modification	G•14
AOMACTSWITCH	Automatic Opening Mechanism Activation Switch	S•13
AOMBWB	Automatic Opening Mechanism for Wastebaskets Modification	G•9
AOMCABLE	Automatic Opening Mechanism Universal Cable	S•13
AOMCABLECLIP	Automatic Opening Mechanism Cable Clip	S•13
AOMCABLECONN	Automatic Opening Mechanism Cable Connector	S•13
AOMCABLEPROT	Automatic Opening Mechanism Cable End Protector	S•13
AOMD	Automatic Opening Mechanism for Lift Up Systems Modification	G•9
APEXLEG	Apex Leg	R•41
APEXSTRP	Corner Strap	R•24
ASTM	Angled Soffit Trim Moulding	R•5
ATTTK	Attach Toekick Modification	G•29
AUTH	Authentic Flush End Modification	G•25
AV	Arch Valance	R•18
B	Base	L•3
B..B	Base Buffet	L•4
B..BB	Base w/Bread Board	L•4
B..BCFP	Box Column Fillers, Base	Q•11
B..CHGDRW	Base w/Charging Drawer	L•5
B..CHGDRWRT	Base w/Roll Trays & Charging Drawer	L•7
B..CIW	Base w/Cutlery Insert Wood Dividers	L•9
B..DR	Base, Drop-in Range	L•56
B..FH	Full Height Base	L•12-L•13
B..FHMIXSC	Base w/Mixer Shelf	L•89
B..FHP	Full Height Base Peninsula	L•81
B..FHRT	Full Height Base w/Roll Trays	L•14-L•15
B..FSCO	Base w/Food Storage Container Organizer	L•11
B..KCUP	Base w/Wood Tiered K-Cup Drawer	L•10
B..KCUPRT	Base w/Wood Tiered K-Cup Drawer & Roll Trays	L•11
B..P	Base Peninsula	L•80
B..PSB	Base w/Plastic Storage Bins	L•89
B..RRTDR	Base w/Roll Trays, Drop-in Range	L•57
B..RT	Base w/Roll Trays	L•6
B..RTB	Base Buffet w/Roll Trays	L•20
B..RTCIW	Base w/Cutlery Insert Wood Dividers & Roll Trays	L•10
B..RTDR	Base w/Reduced Depth Roll Trays, Drop-in Range	L•57
B..RTLO	Base w/Drawer & Lid Organizer & Roll Trays	L•36
B..RTWTCD	Base w/Wood Tiered Cutlery Divider & Roll Trays	L•8
B..SD	Base w/Spice Drawer	L•94
B..SDI	Base Sliding Door Island Cabinet	L•79
B..SDIDSK	Base Sliding Door Island Cabinet w/Sliding Desk	L•79
B..TDRO	Base w/Roll-out Tray Divider	L•84
B..WTCD	Base w/Wood Tiered Cutlery Divider	L•7
B2D	Base w/Two Split Drawers	L•16
B2D..RT	Base w/Two Split Drawers & Roll Tray	L•17
B4D	Base Double Door w/Four Split Drawers	L•18-L•19
B4D..RT	Base Double Door w/Four Split Drawers & Roll Tray	L•18
B4D..RT	Base Double Door w/Four Split Drawers & Roll Trays	L•19
BAC	Base Angled Cabinet	L•86

Code Index

Code	Description	Page Number
BAC..FH	Full Height Base Angled Cabinet	L•86
BANDVEN	Edgebanding	S•15
BARISLCOLUMN	Baroque Column	R•45
BARV	Baroque Valance	R•18
BASKET	Base Open Basket Kits	S•3
BBCPO	Base Box Column Pull-out, Plain	L•90
BBCPO..OL	Base Box Column Pull-out, Overlay	L•91
BBM	Decorative Baseboard Moulding	R•9
BBMSC	Baseboard Moulding Sculpted	R•9
BBMSH	Baseboard Moulding Shaker	R•9
BBMWD	Base Built-in Microwave Cabinet w/Drawer	N•13
BBOARDKIT	Bread Board	S•3
BBS	Base w/Bottle Storage	L•101
BBSKIT18	Base Bottle Storage Kit	S•2
BC	Base Corner	L•59
BC..PO	Base Corner Pull-out	L•61
BC2DB	Bath Two Drawer Sink Base	P•59
BCB..NTK	Bath Base Cabinet	P•53
BCBCD	Bath Sink Base Cabinet w/Doors	P•55
BCBCO	Bath Sink Base Cabinet w/Shelf	P•54
BCBDT..NTK	Bath Drop Tray Sink Base	P•60
BCBH..D	Bath Hamper Sink Base	P•56
BCC..BB	Base Cooking Center w/Bread Board	L•37
BCCWM	Bath Channel Wall Mirror	P•66
BCD	Base Combination Drawer Cabinet	L•36
BCDB	Bath Drawer Sink Base	P•59
BCDRW	Bath Drawer Sink Vanity	P•60
BCFW	Base Corner Full Width	L•60
BCFW..CPO	Base Corner Full Width w/Arched Pull-out	L•63
BCFW..FH	Full Height Base Corner Full Width	L•65
BCFW..P	Base Corner Full Width Peninsula	L•67
BCFW..PO	Base Corner Full Width Pull-out	L•62
BCFW..SP	Base Corner Full Width w/Roll Trays & Swing-out	L•63
BCFW2D..CRVPO	Two Drawer Base Corner Full Width w/Curve Pull-out	L•66
BCFWFH..CPO	Full Height Base Corner Full Width w/Arched Pull-out	L•64
BCFWFH..CRVPO	Full Height Base Corner Full Width w/Curve Pull-out	L•66
BCFWM	Bath Framed Wall Mirror	P•66
BCOPP	Base Container Organization Pantry	L•94
BCOPPKIT	Kit Components for BCOPP	S•3
BCP	Base Corner Peninsula	L•82
BCPLATFORM	Bath Drawer Sink Vanity Platform	P•60
BCST	Bath Storage Tower	P•61
BCSTDRW	Bath Storage Tower Double Drawer	P•64
BCSTDRW	Bath Storage Tower Single Drawer	P•62-P•63
BCTT	Bath Tank Topper	P•65
BCTTOS	Bath Tank Topper Open Shelf	P•65
BCWHC	Bath Wall Hung Sink Console	P•52
BCWHDB	Bath Wall Hung Sink Drawer Base	P•56-P•57
BCWHDBPO..D	Bath Wall Hung Sink w/Grooming Pull-out	P•58
BCWT	Bath Sink Wall Tower	P•53
BDW	Base Dishwasher Cabinet	L•51
BEADED	Beaded Inset Door Modification	G•12
BEAS	Base Easy Access Storage	L•15
BEC	Base End Cabinet	L•85
BEP	Angled Base End Panel	Q•15
BEP	Corner End Panels	Q•23
BEPF..WD	Base End Panel	Q•14
BEPOF..WD	End Panels - Full Overlay	Q•15
BEPS	Skins	Q•18
BEPS..VG	English Country Car Siding Skins	Q•19
BEPWD	Base End Panel	Q•14
BER	Asymmetrical Base Easy Reach	L•69
BER	Base Easy Reach	L•70
BER..RS	Base Easy Reach w/Reduced Shelf	L•71
BER..S	Base Easy Reach w/Lazy Susan	L•73
BER..SKIT	Lazy Susan Kit	S•8
BFH..CIA	135° Corner Inside Base	L•88
BFH..COA	135° Corner Outside Base	L•87
BHRES	Base Half Round End Shelf	L•101
BIJBUNFOOT	Bijou Bun Foot	R•32
BLOWER	Wood Hood Blower	K•14
BLS	Base Lazy Susan	L•68
BLSBEPWD	Lazy Susan Base Panel	Q•20
BLSKIT	Lazy Susan Kit	S•8
BMC	Base Message Center	L•109
BMW..RT	Base Microwave Cabinet w/Roll Tray(s)	N•12
BMWD	Base Microwave Cabinet w/Drawer	N•13
BMWD..DD	Base Microwave Cabinet w/Deep Drawer	N•14
BND.ALL	Band All Edges Modification	G•8
BND.FRT	Banding Location Modification	G•8
BO	Base Oven Trimmable Cabinet	N•14
BO..AC	Base Oven Cabinet	N•15
BO..LD	Base Oven Cabinet w/Lower Drawer	N•16
BOB..AV	Base Open Basket w/Arched Valance	L•90
BOCB	Base Open Cabinet w/Car Siding Back	L•107
BOCP	Base Open Cabinet w/Plain Back	L•107
BODB	Base Open Cabinet w/Car Siding Back & Drawer	L•108
BODP	Base Open Cabinet w/Plain Back & Drawer	L•108
BP	Paneling	Q•19
BP..VG	English Country Car Siding Paneling	Q•19
BPCS	Base Pantry Can Storage	L•37
BPP	Base Pantry Pull-out	L•91
BPPKIT..PG	Base Can Storage Kit	S•2
BPPP	Base Pots & Pans Pull-out	L•35
BPS	Base Pots & Pans Storage	L•35
BPS..KIT	Base Pans Storage	S•3
BQRES	Base Quarter Round End Shelf	L•101
BRACKETBAROQUE	Baroque Bracket	R•24
BRACKETCELTIC	Celtic Bracket	R•24
BRACKETIND	Industrial Bracket, Loop	R•24
BRACKETOWD	Old World Bracket	R•24
BRAIDM	Braided Moulding	R•6
BRDB	Base Rotating Deep Bin	L•77
BRDB..KIT	Lazy Susan Kit	S•8
BRIDGE.BTM	Position Bridge on Bottom of Wall Cabinet	T•2
BRIDGE.TOP	Position Bridge on Top of Wall Cabinet	T•2
BRIDGECABLE	Jumper Cables	T•1
BRKOFFSCREW	Installation Hardware Parts	S•16
BSC30PR, R, RP, RS, SR	30″ SuperCabinet	L•20
BSC36PRP, PRS, SRP, SRS	36″ SuperCabinet	L•21
BSCG	Base SuperCabinet Gourmet	L•22
BSD	Base Spice Drawer	L•100
BSM	Base Shoe Moulding	R•9
BSP..PG	Base Spice Pull-out	L•92
BTC	Base Transition Cabinet	L•84
BTDPP	Base Tray Divider Pantry Pull-out	L•93
BTDPPKIT	Kit Components for BTDPP	S•2
BUMPERPADS	Installation Hardware Parts	S•16
BUMPERRT	Roll Tray Bumper Pads	S•15
BUMPERSTEM	Stem Bumper Pads	S•14
BUPP	Base Utensil Pantry Pull-out	L•92
BUPPKB	Base Utensil Pantry Pull-out w/Knife Block	L•93
BUPPKBKIT	Kit Components for BUPPKB	S•2
BUPPKIT	Kit Components for BUPP	S•2
BVR	Bottom Valance Rail Modification	G•18
BWB	Base Wastebasket	L•95
BWB..BB	Base Wastebasket w/Bread Board	L•97
BWB..CHGDRW	Base Wastebasket w/Charging Drawer	L•99
BWB..FH	Base Wastebasket Full Height	L•96
BWB..FHKIT	Wastebasket Assembly	S•11, S•12
BWB..FHRT2	Base Wastebasket Full Height w/Roll Tray	L•97
BWB..KCUP	Base Wastebasket w/Wood Tiered K-Cup Drawer	L•98
BWB..KIT	Wastebasket Assembly	S•11, S•12
BWB..WTCD	Base Wastebasket w/Wood Tiered Cutlery Divider	L•98
BWBFHLID	Base Wastebasket Lid	S•12
BWBLID	Base Wastebasket Lid	S•12
BWC	Base Wine Cubby	L•100
CABCLEANKIT	Cabinet Care Kit (PURE&SIMPLE™)	S•16
CABMAT	CabMat	S•13
CABMATV	CabMat Vanity	S•14
CAPM	Cap Moulding	R•4
CBEADM	Center Beaded Moulding	R•6

Code	Description	Page Number
CBO	Cabinet Box Only Modification	G•19
CCG	Craftsman Door Modification	G•14
CCO	Cabinet Case Only Modification	G•19
CCP	Craftsman Door Modification	G•14
CELTICFOOT	Celtic Foot	R•30
CFB	Office & Vanity Fillers	Q•3
CFNTO	Cabinet Front Only Modification	G•20
CFP	Cabinet False Panel Modification	G•31
CFRMO	Cabinet Frame Only Modification	G•20
CG	Cut-for-glass Modification	G•14
CGRAIL	Door Rail Material	Q•23
CHARLESESPED	Charleston Pedestal	R•44
CHGDRW	Charging Drawer	S•6
CHGDRW	Charging Drawer Modification	G•38
CIW	Cutlery Divider	S•5
CLBUNNFOOT	Classic Bun Foot	R•29
CLIP	Clipped Corner Modification	G•20
CLTCROWN	Classic Tall Crown Moulding	R•2
CMAT	CabMat Modification	G•37
CND	Cabinet No Door Modification	G•20
CNTYSB	Country Sink Base Cabinet	L•48
CNTYSB..CM	Country Sink Base w/CabMat	L•49
CNVLRAIL	Concave Light Rail Moulding	R•5
CONCAP	Contemporary Cap	R•48
CONVERSION	Ductless Conversion Kit	K•15
CORBELACAN	Small Acanthus Corbel	R•27
CORBELACAN5	Petite Acanthus Corbel	R•27
CORBELART	Art Corbel	R•26
CORBELART	Arts & Crafts Corbel	R•26
CORBELARTO	Arts & Crafts Open Corbel	R•26
CORBELBIJL	Large Bijou Corbel	R•27
CORBELBIJS	Small Bijou Corbel	R•27
CORBELCELTIC	Celtic Corbel	R•26
CORBELCLREV	Classic Revival Corbel	R•26
CORBELCRAFT	Craftsman Corbel	R•25
CORBELCRAFTO	Craftsman Corbel Open	R•24
CORBELMIS	Mission Corbel	K•26, R•28
CORBELNOUL	Plain Nouveau Large Corbel	R•27
CORBELNOUM	Plain Nouveau Medium Corbel	R•28
CORBELNOUS	Plain Nouveau Small Corbel	R•28
CORBELOWD	Old World Corbel	K•26, R•28
CORBELOWDSTR	Old World Corbel w/Strap	K•26, R•28
CORBELPALLA	Palladian Corbel	R•25
CORBELPINN	Pinnacle Corbel	R•27
CORBELSHKR	Shaker Corbel	R•27
CORBELTRADO	Traditional Open Corbel	R•27
CORBELTRIAD	Triad Corbel	R•26
CORBELWEAVEL	Large Weaved Corbel	R•28
CORBELWEAVES	Small Weaved Corbel	R•28
COSFOOT	Cosmo Foot	R•30
COTCROWN	Cornice Tall Crown Moulding	R•2
COVECROWN	Cove Crown Moulding	R•2
CPE	Cabinet Panel Edge	R•9
CPU	CPU Base	O•25
CRFTSMNBUNFOOT	Craftsman Bun Foot	R•32
CRFTSMNFOOT	Craftsman Foot	R•31
CRFTSMNFOOTC	Craftsman Foot, Corner	R•32
CS	Corner Sink Base without Shelf	L•68
CSDG	Car Siding	Q•21
CSDGBK	Car Siding Back Modification	G•37
CSFPE	Car Siding Flush Panel End Modification	G•25
CUD	Cooking Utensil Divider	S•4
CUDD	Cooking Utensil Divider	S•3
DAAUTHENTIC	Authentic Panels	Q•28
DAB	Diagonal Corner Sink Base without Shelf	L•69
DAB..FS	Diagonal Base w/Full Shelf	L•70
DAB..KIT	Lazy Susan Kit	S•8
DAB..S	Diagonal Base w/Full Height Door & Lazy Susan	L•73
DAB..SLS	Diagonal Base w/Full Height Door & Super Lazy Susan	L•75
DAINTEGRATEDDF	Integrated Panels	Q•32
DAINTEGRATEDDR	Integrated Panels	Q•32
DAOVERLAY	Overlay Panels	Q•34
DBLSQCHARLESTON	Charleston Bead Column, Double Square	R•48
DBLSQSUMTER	Sumter Island Column, Double Square	R•48
DBLSQTBL	Sumter Table Column, Double Square	R•48
DCM	Corner Tall Moulding	Q•23
DDGK..FXSRTPG	Deep Roll Tray Kit	S•9
DDO	Desk Door Drawer Base	O•22
DDR	Desk Drawer Base	O•24
DECOBBM	Deco Baseboard Moulding	R•9
DF3D	Desk File Drawer Base	O•24
DFD	Desk File Drawer Base	L•102
DFF5PC	Drawer Front Flat 5-piece Modification	G•10
DFF5PCINS	Drawer Front Flat 5-piece Inset Modification	G•10
DFF5PCSLBT	Drawer Front Flat 5-piece w/Slab Top Modification	G•10
DFR5PC	Drawer Front Raised 5-piece Modification	G•11
DFR5PCINS	Drawer Front Raised 5-piece Inset Modification	G•11
DFR5PCSLBT	Drawer Front Raised 5-piece w/Slab Top Modification	G•11
DFSLB	Drawer Front Slab Modification	G•11
DFSLBT	Drawer Front Slab Top Modification	G•12
DGK..FXSPG	Full Extension Drawer & Roll Tray Slides	S•15
DGK..FXSRTPG	Roll Tray Kit	S•9
DISLEGFL	Fluted Island Leg	R•34
DISLEGRP	Rope Island Leg	R•35
DISLEGSQ	Square Island Leg	R•35
DISLLEG	Kitchen Island Leg	R•34
DLEGMISSION	Mission Leg	R•35
DO..FH	Desk Office Base w/Full Height Doors	O•23
DOC	Double Outlet Cover	R•50
DOORONLY	Door Only	H•1
DRP	Double Rocker Plate	R•50
DRP	Range Panel	L•58
DRRAILCROSS	Door Rail Material	Q•23
DRRAILEND	Door Rail Material	Q•23
DRT	Deep Roll Trays Modification	G•31
DRT..SP	Deep Roll Tray Kit	S•9
DRWFRTONLY	Drawer Front Only	H•1
DRWRAILCROSS	Door Rail Material	Q•23
DRWRAILEND	Door Rail Material	Q•23
DRWSEC	Secured Drawer featuring Master Lock Biometric Technology Modification	G•51
DRWTK	Toekick Drawer Modification	G•30
DSP	Double Switch Plate	R•50
DW	Diagonal Wall	J•66
DW..AG	Diagonal Wall w/Vertical-lift	J•71
DW..AGS	Diagonal Wall w/Vertical-lift & Lazy Susan	J•72
DW..D	Diagonal Wall	J•66
DW..D	Diagonal Wall w/Appliance Garage Open Bottom	J•69
DW..DS	Diagonal Wall w/Appliance Garage & Lazy Susan Open Bottom	J•70
DW..DS	Diagonal Wall w/Lazy Susan	J•70
DW..FH	Diagonal Wall w/Full Height Door	J•67
DW..P	Diagonal Wall Peninsula	J•73
DW..S	Diagonal Wall w/Lazy Susan	J•70
DWLKIT	Lazy Susan Kit	S•8
DWPWD	Dishwasher Panel	Q•20
EB	Entertainment Base	O•12
EB..NTK	Entertainment Base, No Toekick	O•12
EBCF	Entertainment Box Column Filler	O•15
EBDB	Entertainment Base w/Drawers	O•14
EEDB	Entry Ensemble Drawer Base	O•3
EEGRM	Grommet	O•8
EEHDB	Double Hook Black	O•8
EEHDN	Double Hook Nickel	O•8
EEHSB	Single Hook Black	O•8
EEHSN	Single Hook Nickel	O•8
EEOB	Entry Ensemble Open Base	O•4
EEPWR	Power Strip	O•8
EESTW	Entry Ensemble Stacked Wall	O•6
EESTWM	Entry Ensemble Stacked Wall Message	O•7
EESTWO	Entry Ensemble Stacked Wall Open	O•5
EET	Entry Ensemble Tall	O•3
ENGCNTYLEG	English Country Leg	R•37
ENGISLCOLUMN	English Country Island Column	R•44

Code Index

Code	Description	Page Number
ENGISLQTRCOL	English Country Island Quartered Column	R•44
EOD	Entertainment Open Drawer	O•12
EP	Entertainment Platform	O•16
ER	Asymmetrical Easy Reach Wall Corner	J•64-J•65
ER	Easy Reach Wall Corner	J•64
ESTATE	Estate Leg	R•38
ESTW	Entertainment Stacked Wall	O•13
ET	Entertainment Topper	O•16
EW	Entertainment Wall	O•13
EX	Extended Stiles Modification	G•21
EXBK	End Extended Back Modification	G•25
EXBOL	Extended Stile w/Overlay Modification	G•20
EXDN	Wall End and Back Extended Down Modification	G•28
EXLOL	Extended Stile w/Overlay Modification	G•20
EXROL	Extended Stile w/Overlay Modification	G•20
EXT.BTM.LGT.C	Add Exterior Cool Light to Bottom of Wall Cabinet	T•3
EXT.BTM.LGT.W	Add Exterior Warm Light to Bottom of Wall Cabinet	T•3
F	Wall Fillers	Q•2
F.ALL	Finished Edges - All Modification	G•8
F.FRT	Finished Edges Modification	G•8
FALSEPANELCLIP	Turnbuckles for False Drawer Fronts	S•15
FB	Angled Fillers	Q•13
FB	Base Fillers	Q•2
FB	Wall & Base Fillers	Q•3
FBCO	Office & Vanity Fillers	Q•3
FBCV	Office & Vanity Fillers	Q•3
FBF	Finished Blind Modification	G•21
FD	Full Depth Shelf Modification	G•39
FD	Furniture Drawer	L•103, L•104
FDSRTBTM	Roll Tray Bottom w/Full Depth Shelf Modification	G•31
FDWB	Furniture Drawer Window Bench	L•105
FF	Wall Fluted Fillers	Q•4
FFB	Base Fluted Fillers	Q•4
FFD	Face Frame and Door on End Modification	G•26
FFO	Office Fluted Fillers	Q•5
FFRAIL	Frame Rail Material	Q•23
FFV	Vanity Fluted Fillers	Q•5
FILTER	Ductless Conversion Kit	K•15
FINKIT	Finish Kit	E•12
FL	Finished Ends Modification	G•8
FLUT	Fluting Modification	G•38
FLUT	Fluting on Fillers Modification	G•38
FLUTELEG	Flute Leg	R•41
FO	Angled Fillers	Q•13
FO	Office Fillers	Q•2
FOLCROWN	Full Overlay Crown Moulding	R•3
FOOTMETAL	Bath Feet	P•67
FOOTTULIPSQ	Tulip Foot Square	R•29
FPE	Flush Panel End Modification	G•26
FR	Finished Ends Modification	G•8
FRNCNTYFOOT	French Country Foot	R•31
FRNCNTYLEG	French Country Leg	R•38, R•39
FRNCNTYRDLEG	French Country Reeded Leg	R•39
FRNCNTYSQLEG	French Country Square Leg	R•39
FRNLG	Queen Anne Leg	R•40
FS	Floating Shelf	J•91, R•22
FSCO..KIT	Food Storage Container Organizer Kit	S•2
FTF	Tall Fluted Fillers	Q•5
FTK	Flush Toekick Modification	G•21
FTKAV	Flush Toekick - Arch Modification	G•21
FU	Angled Fillers	Q•13
FV	Angled Fillers	Q•13
FV	Vanity Fillers	Q•2
FW	Angled Fillers	Q•13
FW	Wall & Base Fillers	Q•3
GAELICLEG	Gaelic Leg	R•41
GAMD	Gallery Mullion Door Modification	G•14
GLAZEPEN	Glaze Pen	E•12
GLAZEQUART	Quart of Glaze	E•12
GPOKIT	Bath Grooming Pull-out Kit	P•67
GRO	Grape Rosette	R•16
GROVLY	Grape Decorative Onlays/Overlays	R•21
GSK	Bath Glass Shelf	S•7
GSK	Glass Shelf Kits	S•7
H..DF	Hearth Door Front Configurations	K•24, K•25
HAMPERKIT	Bath Hamper Kit	P•66
HAMPERKIT	Chrome Hamper	S•12
HAMPPEDFOOTC	Hampton Pedestal Foot, Corner	R•31
HAMPPEDFOOTCTR	Hampton Pedestal Foot, Center	R•31
HAMPPEDFOOTL	Hampton Pedestal Foot, Left	R•31
HAMPPEDFOOTR	Hampton Pedestal Foot, Right	R•31
HB	Hutch Base	L•106
HCG	Horizon Door Modification	G•15
HCP	Horizon Door Modification	G•15
HE	Hutch End Panel	Q•20
HIF	Inset Finial Hinges	S•16
HINGE	Hinges	S•15
HINGEISCPLT	Hinge Plates	S•16
HINGERESCLIP	Hinge Angle Restriction Clip	S•15
HINGERESCLIPIN	Hinge Angle Restriction Clip Inset	S•15
HL	Hearth Liner	K•26
HM	Hearth Mantel	K•23
HNGSPACER	Hinge Spacers	S•14
HOF	Hearth Overlay Fillers	K•26
HP	Hearth Pier	K•22
HPP	Hearth Pier Pull-out	K•23
HPPKIT	Hearth Tower Pull-out Kit	S•8
HS	Hearth Shelf	K•25
IAPPLIANCE	Inset Appliance Panels	Q•30
ICM	Inside Corner Moulding	R•8
ICMA	Inside Corner Moulding (#2)	R•8
ID	Increased Depths Modification	G•39
IF	Inset Finial Hinges Modification	G•12
IH	Increased Heights Modification	G•40
INDFOOT	Industrial Foot	R•33
INSCROWN	Insert Panel Crown	R•4
INSERTFRM	Create-A-Crown Insert	R•4
INT.ALL.LGT	Add Interior Light to All Openings of Cabinet	T•2
INT.BTM.LGT	Add Interior Light to Bottom Opening of Cabinet	T•3
INT.LGT	Add Interior Light to Single Opening Wall Cabinet or Corner Base Cabinet	T•2
INT.MID.BTM.LGT	Add Interior Light to Middle and Bottom Openings of Cabinet	T•3
INT.MID.LGT	Add Interior Light to Middle Opening of Cabinet	T•2
INT.TOP.BTM.LGT	Add Interior Light to Top and Bottom Openings of Cabinet	T•3
INT.TOP.LGT	Add Interior Light to Top Opening of Cabinet	T•2
INT.TOP.MID.LGT	Add Interior Light to Top and Middle Openings of Cabinet	T•3
INTGE	Integral End Modification	G•28
INVFRM	Inverted Frame Modification	G•21
IPE	Inset Panel Ends Modification	G•27
IW	Increased Widths Modification	G•46, G•48
JINSERTLRC	Contemporary Light Rail Moulding	R•5
JINSERTLRT	Traditional Light Rail Moulding	R•5
JWHL	Wood Hood Linear	K•12
JWHSHIPCH	Wood Hood Shiplap Tapered Chimney	K•10
JWHSHIPSTR	Wood Hood Shiplap Straight	K•9
JWHSHIPSTRCB	Wood Hood Shiplap Straight w/Corbels	K•9
JWHSHIPT	Wood Hood Shiplap Tapered	K•10
JWHSHIPTCB	Wood Hood Shiplap Tapered w/Corbels	K•10
KBT	Keyboard Tray	O•25
KCUP	Wood Tiered K-Cup Drawer w/Installation Hardware	S•6
KENSFOOT	Kensington Foot	R•31
KENSINGLEG	Kensington Leg	R•39
KF	Stainless Hood Filter	K•13
KNOB	Decorative Pulls & Knobs	S•17-S•18
LB	Light Baffle	R•5
LC	Linen Closet	P•50
LCRH	Linen Closet w/Removable Hamper	P•51
LEXISLKIT	Lexington Island Pedestal Kit	R•43
LEXSHLFSTRP	Lexington Shelf Strap	R•24
LEXTBLKIT	Lexington Table Pedestal Kit	R•43
LGCORBEL	Large Shelf Support	R•23
LGGRPSUPPORT	Large Grape Shelf Support	R•23
LH..KIT	Lid Pull-out Kit	S•13

Code	Description	Page Number
LIFLUTFOOT	Lille Fluted Foot	R•29
LIFOOT	Lille Foot	R•29
LO	Lid Organizer	S•8
LOSC	Large Outside Corner	R•9
LRCROWN	Large Insert Crown	R•3
LRM	Light Rail Moulding	R•5
LSACROWN	Large Straight Angle Crown Moulding	R•3
LSHAKER	Large Shaker Crown Moulding	R•3
LSM	Large Scribe Moulding	R•7
LSP	Lazy Susan Pull-out	L•78
LSPOLEKIT	Lazy Susan Pole Kit	S•8
LT	Linen Storage Cabinet	P•51
MADEFOOT	Madeline Bun Foot	R•31
MADELINEPOSTL	Madeline Post, Large	R•37
MADFOOT	Madison Foot	R•31
MAGCATCHINSET	Inset Magnetic Catches	S•15
MCFOOTM	Mid-Century Foot, Medium	R•33
MCFOOTS	Mid-Century Foot, Short	R•32
MCFOOTT	Mid-Century Foot, Tall	R•33
MCG	Mission Door Modification	G•15
MCISLCOLUMN	Mid-Century Island Column	R•47
MCLEG	Mid-Century Table Leg	R•42
MCMFOOT	Mid-Century Metal Foot	R•33
MCP	Mission Door Modification	G•15
MCVANCOLUMN	Mid-Century Vanity Column	R•47
MD	Mullion Doors Modification	G•16
MDCCRNSHLF	Modern Corner Shelf	R•22
MDCLIPS	Mullion Door Clips	S•14
MDENTIL8	Dentil Moulding	R•6
MDFLCRNSHLF	Modern Floating Corner Shelf	R•22
METBARCOLUMN	Metro Bar Column	R•45
METISLCOLUMN	Metro Island Column	R•45
METROFOOT	Metropolitan Foot	R•32
MFO	Modified Full Overlay Modification	G•13
MIP	Matching Interior Modification	G•9
MIXKIT	Mixer Shelf w/Pop-Up Shelf	S•8
MLDG	Moulding Location Modification	G•36
MSACROWN	Medium Straight Angle Crown Moulding	R•3
MTCROWN	Tall Crown Moulding	R•4
MUNTIN	Door Rail Material	Q•23
MV	Vanity Base without Shelf	P•13
MW	Wall Microwave Cabinet	N•3
MW	Wall Microwave Double Door Cabinet	N•4-N•8
NAT	Natural Material	Q•20
NATVEN	Natural Veneer	Q•21
NHC	No Hinge Cut Modification	G•16
NMCFOOTM	Notched Mid-Century Foot, Medium	R•33
NMCFT	Notched Mid-Century Foot, Tall	R•33
NMCILSCOLUMN	Notched Mid-Century Island Column	R•47
NMCVANCOLUMN	Notched Mid-Century Vanity Column	R•47
NOBEAD	Inset Door Modification	G•12
NOULEG	Plain Nouveau Island Column	R•45
NOULEGT	Plain Nouveau Bar Column	R•45
O..BCFP	Box Column Fillers, Office	Q•11
OBRB	Open Bottom Rail Base Modification	G•22
OC	Outside 135° Corner Moulding	R•8
OCD	Double Oven Trimmable Cabinet	N•35-N•36
OCD..AC	Built-in Double Oven Cabinet	N•47-N•50
OCD..DD	Double Oven Trimmable Cabinet w/Deep Drawer	N•51-N•52
OCM	Outside Corner Moulding	R•8
OCM..AC	Tall Built-in Microwave Cabinet	N•17-N•19
OCS	Single Oven Trimmable Cabinet	N•43-N•44
OCS..AC	Built-in Single Oven Cabinet	N•39-N•42
OCS..DD	Single Oven Trimmable Cabinet w/Deep Drawer	N•45-N•46
OCSD	Single Oven Trimmable Cabinet w/Drawers	N•37-N•38
OCSD..AC	Built-in Single Oven Cabinet w/Drawers	N•31-N•34
OFB	Base Overlay Fillers	Q•9
OFBC	Overlay Fillers	Q•10
OFO	Office & Vanity Overlay Fillers	Q•9
OFV	Office & Vanity Overlay Fillers	Q•9
OGEEM	Ogee Moulding	R•6
OL	Utility Overlay Fillers	Q•9
OL	Wall Overlay Fillers	Q•8
OMC	Microwave & Single Oven Trimmable Cabinet	N•27-N•28
OMC..AC	Built-in Oven Microwave Cabinet	N•22-N•26
OMC..DD	Microwave & Single Oven Trimmable Cabinet w/Deep Drawer	N•29-N•30
OSV	Overlay Valance	R•21
PAINTQUART	Quart of Paint	E•12
PDM	Premium Door Mechanism	S•16
PDO	Pegged Dish Organizer	S•8
PDOPOSTS	Pegged Dish Organizer	S•8
PEDFOOTC	Pedestal Foot - Corner	R•29
PEDFOOTL	Pedestal Foot - No Return Left	R•29
PEDFOOTR	Pedestal Foot - No Return Right	R•30
PEDFOOTRETL	Pedestal Foot - Return Left	R•30
PEDFOOTRETR	Pedestal Foot - Return Right	R•30
PFINBTMB	Finished Bottom Modification	G•8
PIL	Pilasters	Q•24, Q•25
PPH..KIT	Pots & Pans Pull-out Kit	S•9, S•13
PPP..KIT	Pots & Pans Pull-out Kit	S•9, S•13
PRCCOLUMN	Pacific Rim Create A Column	R•47
PRISLCOLUMN	Pacific Rim Island Column	R•47
PRLEG	Pacific Rim Leg	R•42
PRMD	Prairie Mullion Doors Modification	G•16
PRO	Profiled and Finished Edges Modification	G•9
PRO.ALL	Profiled and Finished Edges - All Modification	G•9
PSBKIT	Plastic Storage Bins	S•8
PTOWB	Push-to-Open Wastebasket Modification	G•13
PULL	Decorative Pulls & Knobs	S•17-S•18
PWRPOD	Power Pod	S•11
PY	Pantry Unit	M•29-M•30
QACRNRACALEG	Queen Anne Corner Acanthus Leg	R•40
QACRNRFLUTLEG	Queen Anne Corner Fluted Leg	R•40
QACRNRLEG	Queen Anne Corner Leg	R•40
QAFOOT	Queen Anne Foot	R•32
QALEGT	Queen Anne Buffet Column	R•46
QASCROLLFOOT	Queen Anne Scroll Foot	R•32
QRM	Quarter Round Moulding	R•8
R..PD	Range Platform w/Drawers	L•58
RCPV	Recessed Panel Valance	R•18
RCTM	Round Countertop Moulding	R•7
RD	Reduced Depths Modification	G•39
RDBUNNFOOT	Bunn Foot	R•29
RDLEG	Reed Leg	R•34
REC	Recessed Vanity Wall Modification	G•22
RECTK	Recessed Toekick Modification	G•29
RECTK_6	Recessed Toekick – 6″ Modification	G•29
RECTKFRT	Recessed Toekick Front Modification	G•30
RECTKFRT6	Recessed Toekick Front – 6″ Modification	G•30
RETAINER	Retainer Clips	S•14
RH	Reduced Heights Modification	G•40
RHSS	Range Hood Stainless Steel Square	K•13
RHST	Range Hood Stainless Steel Tapered	K•13
ROPELEG	Rope Leg	R•40
ROSETTEACA	Acanthus Rosette	R•16
ROSETTEFLW	Flower Rosette	R•16
ROSETTEGAE	Small Gaelic Rosette	R•16
ROSETTELGPK	Peaked Large Rosette	R•16
ROSETTEMIS	Mission Rosette	R•16
ROSETTEPINN	Pinnacle Rosette	R•21
ROSETTESMPK	Peaked Small Rosette	R•16
ROSETTETRIAD	Triad Rosette	R•21
ROSFLUT	Rose Fluting Modification	G•50
ROSFLUT	Rose Fluting on Fillers Modification	G•50
ROUNDBASE	Round Base	R•44
RPM	Rope Moulding	R•6
RPV	Raised Panel Valance	R•18
RSTCCRNSHLF	Rustic Corner Shelf	R•21
RSTCFLTCRNSHLF	Rustic Floating Corner Shelf	R•22
RT	Roll Trays Modification	G•32
RT..SP	Roll Tray Kit	S•9
RW	Reduced Widths Modification	G•49

Code Index

Code	Description	Page Number
SACROWN	Straight Angle Crown Moulding	R•3
SB	Sink Base	L•38, L•43
SB..CDY	Sink Base Double Door w/Caddy	L•39
SB..CM	Sink Base Double Door w/CabMat	L•39
SB..D	Sink Base w/Drawer Below	L•50
SB..S	Sink Base SuperCabinet	L•45
SB..SCDY	Sink Base SuperCabinet w/Caddy	L•45
SB..SCM	Sink Base SuperCabinet w/CabMat	L•46
SB..ST	Sink Base w/Tilt-out Tray	L•40-L•41, L•44
SB..STCDY	Sink Base w/Tilt-out Tray & Caddy	L•42
SB..STCM	Sink Base w/Tilt-out Trays & CabMat	L•42
SB..STS	Sink Base SuperCabinet w/Tilt-out Tray	L•46
SB..STSCDY	Sink Base SuperCabinet w/Tilt-out Tray & Caddy	L•47
SB..STSCM	Sink Base SuperCabinet w/Tilt-out Trays & CabMat	L•47
SBARLEG	Bar Leg	R•35
SBCADDY	Sink Base Cleaning Caddy	S•14
SBCADDY	Sink Base Cleaning Caddy Modification	G•51
SBCADDYSM	Sink Base Cleaning Caddy	S•14
SBCADDYSM	Sink Base Cleaning Caddy Small Modification	G•51
SBE	Single Bead Edge	R•6
SBM	Single Bead Moulding	R•6
SBS	Countertop Support	R•23
SCM	Soffit Scribe Crown Moulding	R•4
SCPDRW	Scooped Drawers Modification	G•32
SD	Spice Drawer	S•10
SF	Sink Front	L•51, L•52
SFB	Sink Front Bottom	L•52
SFM	Soffit Filler Moulding	R•2
SGLPN	Single Panel Tall Door Modification	G•13
SHAPE	Profile Edge Moulding	R•7
SHELF	Shelving Material	Q•22
SHELFIND	Floating Shelf	R•22
SHELFIND	Industrial Shelf	R•22
SHELFPEGS	Plastic Shelf Clips	S•14
SHKRCRM	Shaker Crown Moulding	R•3
SHM	Shoe Convex Inside Corner Moulding	R•8
SHMD	Shaker Mullion Door Modification	G•16
SIMCROWN	Simplicity Crown	R•2
SISLLEG	Island Leg	R•36
SLS..KIT	Lazy Susan Kit	S•8
SLSCR	Super Lazy Susan w/Chrome Rail	L•76
SLSCR..CD	Super Lazy Susan w/Chrome Rail & Corner Drawer	L•77
SLSCR..KIT	Lazy Susan Kit	S•8
SLSCR..RS	Super Lazy Susan w/Chrome Rail & Reduced Shelf	L•72
SLSW	Super Lazy Susan	L•74
SM	Small Batten Moulding	R•8
SM..LG	Large Batten Moulding	R•8
SMCORBEL	Small Shelf Support	R•23
SMCOVECROWN	Small Cove Crown Moulding	R•2
SMGRPSUPPORT	Small Grape Shelf Support	R•23
SMLR	Small Light Rail Moulding	R•5
SMSQFOOT	Square Foot	O•15, R•29
SOC	Single Outlet Cover	R•50
SOLID	Solid Wood	Q•22
SPICE..PG	Spice Pull-out	S•10
SPLEG	Spool Leg	R•34
SPLITDR	Split Doors Modification	G•13
SPLITDRWS	Split Drawers Modification	G•13
SPTRINGEND	Split Turning Systems End	R•17
SPTRINGREED	Split Turning Systems Reed	R•17
SPTRINGROPE	Split Turning Systems Rope	R•17
SPTRINGSPOOL	Split Turning Systems Spool	R•18
SQBARLEG	Bar Leg, Square	R•35
SQISLLEG	Island Leg, Square	R•36
SQLEG	Square Leg w/Sleeve	R•42, R•43
SRP	Single Rocker Plate	R•50
SRT	Scooped Roll Tray Modification	G•32
SRT..SP	Scooped Roll Tray Kit	S•10
SSC	Lacquer Spray Can	E•12
SSM	Small Scribe Moulding	R•7
SSP	Single Switch Plate	R•50

Code	Description	Page Number
STAINQUART	Quart of Stain	E•12
STAND	Standard Drivers	T•1
STBRACKETIND	Industrial Bracket, Straight	R•24
STKMLD	Stack Moulding Kits	R•10-R•15
STM	Soffit Trim Moulding	R•5
STORB	Storage Open Rail Base Modification	G•22
STR	Sliding Towel Bar	S•10
STR	Starter Moulding	R•2
STRETCHERMAT	Stretcher Material	Q•22
STRS	Starter Shaker Moulding	R•2
STW	Stacked Wall	J•28-J•35
STW	Stacked Wall Cabinet Heights Modification	G•22
STWAG	Stacked Wall w/Vertical-lift	J•36-J•39
STWDAG	Stacked Wall w/Appliance Garage	J•24-J•27
STWEC	Stacked Wall End Cabinet Single Door	J•42
STWEC..D	Stacked Wall End Cabinet Double Door	J•41
STWTC	Stacked Wall Transition Cabinet	J•43, J•44
SUMFOOT	Summit Foot	R•30
SWCRM	Crown Moulding	R•2
SWLCRM	Large Crown Moulding	R•3
SWTCRM	Solid Wood Tall Crown Moulding	R•4
SWVCRM	Insert Crown Moulding	R•3
T..BCAV	Tall Bookcase w/Arched Valance	O•29-O•31
T..BCFP	Box Column Fillers, Tall	Q•12
T4SLEG	Tapered 4-Sided Leg	R•30
TABLETHLDR	Tablet Holder	S•11
TAPLG	Tapered Leg	R•30
TB8WD	Toe Board Trim	Q•19
TBATM	Traditional Batten Moulding	R•8
TBEM	Triple Bead Moulding	R•6
TBMWB	Oven Microwave Trimmable Cabinet	N•20-N•21
TBN	Nickel Towel Bar Modification	G•24
TCEP	Corner End Panels	Q•23
TCG	Transom Doors Modification	G•17
TCM	Beveled Edge Moulding	R•7
TCP	Transom Doors Modification	G•17
TCROWNM	Tall Crown Moulding	R•4
TD	Base w/Tray Divider	L•83
TD	Tray Divider Modification	G•52
TD..BCAV	Tall Bookcase w/Doors & Arched Valance	O•32-O•34
TD..FH	Full Height Base w/Tray Divider	L•83
TDKIT	Tray Divider	S•10
TDO..BCAV	Tall Bookcase w/Office Height Doors & Arched Valance	O•38-O•40
TDRO	Tray Divider Roll-out	S•10
TDROHDWONLY	Tray Divider Roll-out	S•10
TDV..BCAV	Tall Bookcase w/Vanity Height Doors & Arched Valance	O•35-O•37
TEP	Angled Tall End Panels	Q•15
TEP	Refrigerator Panel	Q•16-Q•18
TEP..OF3WD	End Panels - Full Overlay	Q•15
TEPS	Skins	Q•18
TEPS..VG	English Country Car Siding Skins	Q•19
TF	Tall Fluted Fillers	Q•5
TF	Utility Fillers	Q•3
TKC	Toekick Caps	Q•19
TKP	Toekick Pedestal Modification	G•30
TKTLFOOT	Toekick Tulip Foot	R•29
TLCROWN	Tall Crown Moulding	R•4
TLEG	Tapered Leg	R•30
TLFOOT	Tulip Foot	R•29
TLR	Traditional Light Rail	R•5
TM	Trim Moulding	R•4
TONERQUART	Quart of Toner	E•12
TOTSSS	Tilt-out Tray(s) Stainless Steel	S•6
TPP	Tall Pantry Pull-out	M•26-M•28
TRIBRKT	Mid-Century Bracket	R•23
TROSETTE	Traditional Rosette	R•16
TSTM	Traditional Soffit Trim Moulding	R•4
TUK	Touch-up Kit	E•12
TVR	Top Valance Rail Modification	G•23
TWH	Tapered Wood Hood	K•12
TWHBLOWER	Wood Hood Blower	K•14

Code	Description	Page Number
U	Utility	M•3-M•15
U..RT	Utility w/Roll Trays	M•21-M•25
U3D	Utility w/Three Drawers	M•16, M•17
U4D	Utility w/Four Drawers	M•18, M•19
UCD	Under Counter Drawer	P•46
UCD..T	Under Counter Drawer, Trimmable	P•46
UDBX	U-shaped Drawer Box Modification	G•33
UDRT..SP	U-shaped Deep Roll Tray Kit	S•7
UI	Utility Inverted	M•20-M•21
UOC	Utility Organizer Cabinet	M•31-M•38
UOCDZ	Utility Organizer Drop Zone Cabinet	M•39-M•40
UOCDZ..AE	Utility Organizer Drop Zone Cabinet w/Authentic End	M•41
URBISLCOLUMN	Urban Island Column	R•46
URT	U-shaped Roll Tray Modification	G•34
URT..SP	U-shaped Roll Tray Kit	S•7
UV	Vanity Utility	P•47-P•49
V	Valances	R•19-R•20
V	Vanity Base Single Door without Shelf	P•11
V	Vanity Base without Shelf	P•12
V..BCFP	Box Column Fillers, Vanity	Q•11
V..S	Vanity Base Single Door w/Shelf	P•9
V..S	Vanity Base w/Shelf	P•10
VACSF	Vanity Angled Corner Sink Front	P•45
VB	Vanity Base, Double Door w/Drawer	P•8
VB	Vanity Base, Single Door w/Drawer	P•7
VBP	Vanity Base Pull-out	P•13
VBPKIT	Vanity Base Pull-out Kit	S•11
VCDB..D	Vanity Combination Drawer Base w/Three Drawers	P•28
VCSD..FP	Vanity Sink Drawer Base w/Three Drawers & False Panel	P•23-P•24
VDB	Vanity Three Drawer Base	P•42-P•43
VDL2130WD	Tapered Vanity End Panel	Q•20
VEN	Veneer	Q•21
VEPS	Skins	Q•18
VEPS..VG	English Country Car Siding Skins	Q•19
VFR	Valley Forge Moulding	R•5
VH..FH	Vanity Hamper Base Cabinet	P•38
VLSO	L-shaped Organizer	G•50
VM	Vanity Mirror	P•5
VMP	Bath Mirror Wall Pull-out	P•66
VS3D	Vanity Sink Base w/Three Drawers	P•25
VSB	Vanity Sink Base w/False Panel	P•14-P•17
VSB..U	Vanity Sink Base w/U-shaped Roll Trays	P•17
VSBD	Double Vanity Sink Base	P•37
VSBS	Victorian Countertop Support	R•23
VSD..FP	Vanity Sink Drawer Base w/False Panel	P•21-P•22
VSF	Vanity Sink Front	P•41
VSHDB..D	Vanity Sink & Hamper Drawer Base	P•39
VSSB..ST	Vanity Sink Base SuperCabinet w/Tilt-out Trays	P•18
VTK	Void Toekick Modification	G•30
VUD	Vanity Utility w/Drawers	P•50
VV	Straight Valance	R•19
VWB	Vanity Wastebasket Container	G•52
VWR	Vanity Recessed Cabinet	P•4
VWR	Vanity Wall Recessed Cabinet	P•5
W	Vanity Wall	P•3, P•4
W	Wall	J•3-J•19
W	Wall Refrigerator	J•45-J•48
W	Wine Cube Horizontal	J•96
W..BCAV	Wall Bookcase w/Arched Valance	O•26-O•28
W..BCFP	Box Column Fillers, Wall	Q•10
W..CIA	135° Corner Inside Wall	J•89
W..COA	135° Corner Outside Wall	J•88
W..P	Wall Peninsula	J•74-J•77
W..PO	Wall Refrigerator Pull-out Cabinet	J•49
W2D	Wall w/Two Drawers	J•20-J•21
W3D	Wall w/Three Drawers	J•22-J•23
WAIN	Wainscoting	Q•27
WASTEBIN	Wastebasket Only	S•12
WB	Wall Base	L•23
WBCPO	Wall Box Column Pull-out, Plain	J•103
WBCPO..OL	Wall Box Column Pull-out, Overlay	J•104
WBCPOKCUP	Wall Box Column Pull-out w/K-Cup	J•105
WBMW	Wall Built-in Microwave Double Door Cabinet	N•5-N•10
WBMW..AC	Wall Built-in Microwave Double Door Cabinet	N•5-N•10
WC	Wall Corner Double Door	J•55-J•63
WC	Wall Corner Single Door	J•52-J•62
WCD	Wall China Display	J•95
WCT	Traditional Window Casing	R•9
WCT	Water Closet	P•6
WCV	Wine Cube Vertical	J•96
WEAS	Wall Easy Access Storage Cabinet	J•13
WEAVEBUNFOOT	Weaved Bun Foot	R•32
WEAVELEG	Weaved Island Column	R•46
WEAVELEGL	Large Diamond Weaved Island Column	R•46
WEC	Wall End Cabinet Single Door	J•87
WEC..D	Wall End Cabinet Double Door	J•86
WEP	Angled Wall End Panel	Q•14
WEP	Corner End Panels	Q•23
WEPF	Wall End Panel	Q•13
WEPOF..WD	End Panels - Full Overlay	Q•15
WEPS	Skins	Q•18
WEPS..VG	English Country Car Siding Skins	Q•19
WFOOTCHARLESTON	Charleston Bead Column w/Foot	R•47
WGH	Stem Glass Holder	S•10
WHA	Classic Wood Hood Arch	K•3
WHAFP	Wood Hood Arch Flat Panel	K•3
WHAS	Wood Hood Artisan Straight	K•12
WHC	Classic Wood Hood Chimney	K•4
WHCA	Wood Hood Canopy Arched	K•5
WHCS	Wood Hood Canopy Square	K•6
WHNA	Wood Hood Nantucket Arch	K•8
WHNC	Wood Hood Nantucket Chimney	K•8
WHNS	Wood Hood Nantucket Straight	K•8
WHS	Classic Wood Hood Square	K•4
WHSBATTEN	Wood Hood Straight Batten - Profiled	K•7
WHSFP	Wood Hood Square Flat Panel	K•4
WHSMC	Wood Hood Simple Chimney	K•11
WHSMT	Wood Hood Simple Tapered	K•11
WHSMTCB	Wood Hood Simple Tapered w/Corbels	K•11
WMC	Wall Message Center	J•90
WNR	Wall Wine Rack	J•93
WNRMAT	Criss Cross Wine Rack Material	Q•20
WOBS	Wall Organizer & Bookshelf	J•92
WOCB	Wall Open Cabinet w/Car Siding Back	J•51
WOCP	Wall Open Cabinet w/Plain Back	J•50
WOODTOP	Wood Tops	Q•6
WORG	Wall Organizer	J•91
WP	Paneling	Q•19
WQRES	Wall Quarter Round End Shelf	J•98-J•101
WS	Wide Stiles Modification	G•24
WSC	Wall Wine Storage Cabinet	J•94
WSCRIBE	Wide Scribe Moulding	R•7
WSD	Wall Spice Drawer Horizontal	J•97
WSDV	Wall Spice Drawer Vertical	J•97
WSP	Wall Spice Pull-out Cabinet	J•101
WSPKIT	Wall Spice Pull-out Kit	S•11
WSRC	Wall Spice Rack Cabinet	J•102
WTC	Wall Transition Cabinet	J•40
WTCD	Wood Tiered Cutlery Divider Drawer Modification	G•52
WTCD	Wood Tiered Cutlery Divider Drawer w/Installation Hardware	S•5
WTCLIP	Clipped Corner Wood Tops Modification	G•35
WTH..BF	Wall Top Hinge w/Bifold	J•15
WTH..CLIP	Hinge Restriction Clip	S•16
WTH..SL	Wall Top Hinge w/Stay Lift	J•9
WTKCUP	Wood Tiered K-Cup Drawer Modification	G•52
WTOPBAC..BE	Wood Tops for Angled & Base End Cabinets - Beveled Edge	Q•7
WTOPBAC..OG	Wood Tops for Angled & Base End Cabinets - Ogee Edge	Q•7
WTOPBAC..RO	Wood Tops for Angled & Base End Cabinets - Round Over	Q•8
WTOPBAC..SE	Wood Tops for Angled & Base End Cabinets - Square Edge	Q•8
WTR	Wide Top Rail Modification	G•24
WTVD	Wood Tiered Vanity Drawer Kit	S•6
WVL	Wall Top Hinge w/Vertical-lift & Stay Lift	J•5-J•6
WWR	Wall Cabinet w/Wine Rack	J•92
XEND	X-End Panel	R•50

Notes

CONSTRUCTION OPTIONS

Consider exposed end options:

- ☐ Adding a veneer finished end (FL or FR) will age uniformly with the rest of the kitchen.
- ☐ Apply Flush End (FPEL/FPER). This will allow the ends to age uniformly with the rest of the kitchen and will make it flush.
- ☐ Upgrade exposed cabinet ends with Authentic Ends (AUTHL/AUTHR/AUTHB) Modification.

WOOD AND FINISH CHARACTERISTICS

Review specific details with the customer:

- ☐ Mineral Streaks, Birdseye Dots, Grain Variations (especially Rustic Alder).
- ☐ Color Variations/Darkening (especially Natural/Light Cherry).
- ☐ Finish Variations (Glazes are "consistently inconsistent"), hairline cracks may develop at frame joints on painted frame.
- ☐ Underside of cabinets are Natural Maple. Use light rail or PFINBTMB to hide, especially when designing with peninsula wall cabinets. For cabinets that are bridged between taller adjacent cabinets, specify PFINBTMB modification. See page G•8 for more details.

STORAGE SOLUTIONS

Review storage and usage needs with Customer. See chart on pages I•1-I•2 for more Storage Solutions.

- ☐ Storage Solutions:
  - SuperCabinet™
  - Base Rotating Deep Bin
  - Pegged Dish Organizer
  - Wall Message Center
- ☐ Clean-up Center:
  - Base Wastebasket

CLEARANCES

- ☐ Add fillers or extended stiles between end cabinets and walls on full overlay door styles.
- ☐ Allow space between door/window trim and end cabinets for countertop and top moulding overhang.
- ☐ Include refrigerator door hinges in overall refrigerator height when placing cabinets above it.

Maintain a minimum clearance of 3″ by pulling blind corners as follows:

- ☐ Full Overlay: 1 1/4″, Standard Overlay 1/2″. (More is needed in certain situations such as when adjacent to an appliance or when using oversized pulls or knobs.)
- ☐ Allow sufficient clearance (3″) on each side of accessory cabinets (such as roll-out trays, swing-out units, etc.). Doors on these cabinets must open fully for accessories to be functional.
- ☐ Ensure the height between the cooktop and range hood is 24″ to meet NKBA guidelines.

Qualify customer carefully on upper cabinet/microwave advantages/disadvantages as follows:

- ☐ Minimum of 18″ from cooktop to upper cabinet/above the range microwave which allows for easy access to either, but less room over back burner.
- ☐ Minimum of 21″ from cooktop to upper cabinet/microwave which allows for access to large pots on back burner of cooktop, but longer reach to microwave.

FILLERS

- ☐ Place fillers toward end of run where least conspicuous if needed.
- ☐ Attach overlay fillers on top of the base, wall, or tall fillers when using full overlay door styles to maintain a consistent reveal. Don't forget to include blind corner fillers.
- ☐ Add a filler at least 6″ wide to accommodate a decorative onlay when the filler is used as valance.

VARYING HEIGHTS AND DEPTHS

- ☐ Also increase the depth of a wall cabinet run when you increase the height (so moulding on adjacent cabinet will kill into the side of the taller cabinet).
- ☐ Skin the sides of tall cabinets to keep adjacent base and wall cabinets out from reveal of tall cabinet.
- ☐ Add increased depth on tall end panels for a built-in look for deep refrigerators.
- ☐ Account for the additional support needed for wall cabinets with a depth of 18″ or greater. This can be achieved by installing a soffit or end panels.

MATCHING INTERIOR CABINETS/GLASS OPTIONS

- ☐ Verify cut-for-glass or mullion door option is available on desired cabinet size. (See pages H•4-H•12 for available cut-for-glass/mullion door sizes.)
- ☐ Verify glass insert option is available for desired cut-for-glass door size chosen.
- ☐ Verify matching interior option has been selected for all open or glass cabinets.
- ☐ Use light rail and PFINBTMB to hide color variation between bottom of cabinets with and without matching interior.
- ☐ Verify mullion door lite grid matches customer expectations.

MOULDINGS

- ☐ Order rosettes and plinths in beaded or fluted styles to match fillers.
- ☐ Verify correct amount of crown moulding has been ordered.
- ☐ Order toekick caps.
- ☐ Order extra scribe.

ISLANDS AND PENINSULAS

- ☐ Consider standard height bars are 34 1/2″ tall and require 19″ knee space. Raised bars are 42″ tall.
- ☐ Consider base peninsula cabinets (B_P) are 24 1/4″ deep and require 12″ of knee space. Use back panels/doors to flush non B_P cabinets with B_P cabinets.
- ☐ Use recess toe on sides and back or BBM8 when using multiple base cabinets to create an island.
- ☐ Use outside corner moulding if a skin is exposed on the back of the island.

APPLIANCES

- ☐ Note for all consumers, appliances are not included with any cabinetry product.
- ☐ Do not place dishwashers next to diagonal front cabinet (interference) or next to a range (no countertop support).
- ☐ Verify refrigerator door has enough clearance to open beyond 90° so refrigerator drawers can be utilized. Refer to appliance manufacturer's specs.
- ☐ Order appliance panels.

SPECIAL CONSIDERATIONS

- ☐ Consider V-groove skins and/or decorative doors on exposed cabinet sides in glazed kitchen.

MISCELLANEOUS

- ☐ Order full size touch-up kit (mini touch-up kit included with standard sink base).

TIPS TO THE INSTALLER

#10 x 2 1/2″ installation screws are furnished and packaged inside all cabinets. Proper wall stud or ceiling joist installation is essential for Wall and Peninsula cabinets to support weight. Whenever possible, cabinets should be attached to each other for additional strength. Excessive weight should not be put on cabinets hung by themselves. Shimming may be required to ensure proper alignment. Wallboard alone is not strong enough to support the cabinets.

Our Warranty does not cover damage caused by improper installation. Please be sure to install cabinets properly. If you have questions, please contact your representative or customer service.

kitchen planning guidelines

DOOR/ENTRY
- Door opening should be at least 32″ wide, requiring a minimum 2′ 10″ wide door.

DOOR INTERFERENCE
- Entry door should not interfere with safe appliance operation or appliance doors.

DISTANCE BETWEEN WORK CENTERS
- With three work centers, the total distance traveled should not be more than 26′ with no single leg of the triangle less than 4′ or more than 9′.
- With more than three work centers, each additional travel distance to another work center should be no less than 4′ or more than 9′. Each leg is measured from the center-front of the appliance/sink. No work triangle leg should intersect an island/peninsula by more than 12″.

SEPARATING WORK CENTERS
- A tall obstacle should not separate two primary work centers. A properly recessed tall corner unit is acceptable.

WORK TRIANGLE TRAFFIC
- Major traffic patterns should not cross through the basic work triangle.

WORK AISLE
- The work aisle should be at least 42″ for one cook and at least 48″ for multiple cooks.

WALKWAY
- The walkway width should be at least 36″.

TRAFFIC CLEARANCE AT SEATING
- Allow 32″ of clearance from the table to wall/obstacle if no traffic passes behind a seated diner. If traffic passes behind the diner, allow at least 36″ to edge past or 44″ to walk past.

SEATING CLEARANCE
- 30″ high tables/counters should allow a 24″ wide by 18″ deep space for each seated diner and at least 18″ knee space.
- 36″ high counters should allow a 24″ wide by 15″ deep space for each seated diner and at least 15″ kneespace.
- 42″ high counters should allow a 24″ wide by 12″ deep space for each seated diner and at least 12″ kneespace.

CLEAN-UP/PREP SINK PLACEMENT
- With only one sink, locate it adjacent to or across from the cooking surface and refrigerator.

CLEAN-UP/PREP SINK LANDING AREA
- Include at least a 24″ wide landing space on one side of the sink and 18″ on the other.
- If all the countertop at the sink is not the same height, plan a 24″ landing space on one side of the sink and 3″ of countertop frontage on the other, both at the same height of the sink.

PREPARATION/WORK AREA
- Include a section of countertop at least 36″ wide x 24″ deep next to the sink for a work area.

DISHWASHER PLACEMENT
- Nearest edge of dishwasher should be within 36″ of nearest edge of sink. Provide at least 21″ of standing space between the edge of the dishwasher and countertop frontage/appliances/cabinets which are placed at a right angle to the dishwasher.

WASTE RECEPTACLES
- Include at least 2 waste receptacles, one near the sink and the other nearby for recycling.

AUXILIARY SINK
- Provide at least 3″ of countertop frontage on one side of the auxiliary sink and 18″ on the other side, both at the same height as the sink.

REFRIGERATOR LANDING AREA
- Include at least 15″ of landing area on the handle side of the refrigerator, 15″ on either side of a side-by-side refrigerator, 15″ of landing space which is no more than 48″ across from the front of the refrigerator, and 15″ above or adjacent to any under-counter style refrigerator.

COOKING SURFACE LANDING AREA
- Include a minimum of 12″ of landing area on one side of the cooking surface and 15″ on the other.
- If cooking surface is at a different countertop height than the rest of the kitchen, then the 12″ and 15″ landing areas must be the same height as the cooking surface.
- For safety reasons, in an island or peninsula situation, the countertop should extend a minimum of 9″ behind the cooking surface if the counter height is the same height as the cooking surface.

COOKING SURFACE CLEARANCE
- Allow 24″ between the cooking surface and a protected noncombustible surface above it.
- At least 30″ of clearance is required between the cooking surface and an unprotected/combustible surface above it.
- If a microwave/hood combination is used, then the manufacturer's specifications should be followed.

COOKING SURFACE VENTILATION
- A correctly sized, ducted ventilation system is recommended for all cooking surface appliances. The recommended minimum is 150 CFM.
- Code requires that the manufacturer's specifications be followed. Minimum exhaust rate for a ducted hood is 100 CFM and must be ducted to the outside.
- Make-up air may need to be provided. Refer to local codes.

COOKING SURFACE SAFETY
- Do not locate cooking surface under an operable window.
- Window treatments above cooking surface should not use flammable materials.
- Place a fire extinguisher near the kitchen exit away from cooking equipment.

MICROWAVE OVEN PLACEMENT
- The ideal location for the bottom of the microwave is 3″ below the principle user's shoulder, but no more than 54″ above the floor.

MICROWAVE LANDING AREA
- Provide at least 15″ above, below, or adjacent to the handle side of a microwave oven.

OVEN LANDING AREA
- Include at least 15″ next to or above the oven.
- A 15″ landing area that is not more than 48″ away is also acceptable as long as the oven does not open into a walkway.

COMBINING LANDING AREAS
- If two landing areas are adjacent to one another, determine a new minimum for the two by taking the longer of the two and adding 12″.

(cont'd)

kitchen planning guidelines (cont'd)

COUNTERTOP SPACE
- A total of 158″ of countertop frontage, 24″ deep, with at least 15″ clearance above is needed to accommodate all landing, preparation, work, and storage areas.

COUNTERTOP EDGES
- Clipped or round corners, rather than sharp edges, are recommended on all counters.

STORAGE
- The recommended total shelf/drawer frontage for a small kitchen (less than 150 square feet) is 1400″, for a medium kitchen (151 to 350 square feet) is 1700″, and for a large kitchen (greater than 350 square feet) is 2000″.

Sizes:	S	M	L
Wall	300″	360″	360″
Base	520″	615″	660″
Drawer	360″	400″	525″
Pantry	180″	230″	310″
Misc.	40″	95″	145″

- The totals for wall, base, drawer, and pantry shelf/drawer frontage can be adjusted upward or downward as long as the recommended total stays the same.

STORAGE AT CLEAN-UP/PREP SINK
- The recommended total for a small kitchen is 400″, a medium kitchen is 480″, a large kitchen is 560″, and should be located within 72″ of the centerline of the main clean-up/prep sink.

CORNER CABINET STORAGE
- At least one corner cabinet should include a functional storage device.

ELECTRICAL RECEPTACLES
- GFCI (Ground-Fault-Circuit-Interrupter) protection is required on all receptacles servicing countertop surfaces within the kitchen.

LIGHTING
- Every work surface should be well illuminated. At least one wall switch-controlled light must be placed at the entrance.
- Window/skylight area, equal to at least 8% of the total square footage of the kitchen, or a total living space which includes a kitchen, is required.

bathroom planning guidelines

DOOR/ENTRY
- Doorway opening should be at least 32″, requiring a minimum 2′ 10″ wide door.

DOOR INTERFERENCE
- The door area should include clear floor space for maneuvering which varies according to the type of door and the direction of the approach.

CEILING HEIGHT
- Bathroom floor to ceiling minimum height is 80″. A shower or tub with a shower head shall have a minimum floor to ceiling height of 80″ above a minimum area 30″ x 30″ at the shower head.

CLEAR SPACE
- Plan a clear space of 30″ from the front edge of all fixtures to any opposite bath fixture, wall, or obstacle.
- A minimum space of at least 21″ is required in front of a lavatory, toilet, bidet, and tub, with a 24″ minimum space in front of a shower entry.

SINGLE LAVATORY PLACEMENT
- The distance from the centerline of the lavatory to the sidewall/tall obstacle should be at least 20″.
- The minimum distance required is 15″. The minimum distance required between a wall and the edge of a lavatory is 4″.

DOUBLE LAVATORY PLACEMENT
- The distance between the centerlines of two lavatories should be at least 36″.
- The minimum distance required is 30″.
- The minimum distance required between the edges of two lavatories is 4″.

LAVATORY/VANITY HEIGHT
- The height for a lavatory varies from 32″ to 43″ to fit the user.

COUNTERTOP EDGES
- Clipped or round corners, rather than sharp edges, are recommended on all counters.

SHOWER SIZE
- The interior shower size should be at least 36″ x 36″. The minimum interior shower size required is 30″ x 30″.

STORAGE
- Provide adequate, accessible storage for toiletries, bath linens, grooming and general bathroom supplies.
- Storage of frequently used items should be 15″ to 48″ above floor.

ELECTRICAL RECEPTACLES
- All GFCI receptacles should be located at electrical appliance points of use.

Load bearing floors and shelves meet KCMA standards of 15 lbs. per square foot. Warranty does not cover overloading beyond this point.

To view a complete and updated list of the NKBA Guidelines, visit https://nkba.org/info/guidelines

© Copyright 2010 National Kitchen & Bath Association

Notes

Wood Specifications

When choosing a finish, one needs to consider the substrate or material that is to be used in the cabinet construction. The substrate material is the first characteristic to affect finish. Since no two trees produce the same type of grain pattern or mineral characteristic, the wood grain is unique to a tree (i.e., fingerprints). The amount of allowable mineral and natural variation is outlined by the NHLA (National Hardwood Lumber Association). The type and color of mineral and grain are greatly dependent on the location of where the tree grew in the United States, type of soil and location in the forest. Kemper Emerge does not sort product for certain color, grain or mineral variation. Unique characteristics of wood enhance the beauty of every kitchen. As hardwood ages, it will darken when exposed to different types of light. Color differences or changes in wood can also be caused by exposure to harsh chemicals, extreme heat or other contributing external conditions. Additionally, wood species exhibit other defining characteristics, such as mineral deposits/streaks, knots, sap runs, pin holes and wormholes. These markings make the wood unique and contribute to its enduring beauty. Neither Kemper Emerge nor your Kemper Emerge dealer can be responsible for the type or degree of variations which may actually characterize your cabinetry.

- Alder has a straight fine textured grain similar to Cherry and Maple. Although classified as a hardwood, it is moderately light in weight and considerably softer than other species. Therefore, care must be taken as it will dent and mar easily. Alder may exhibit grain and color variations, sapwood can be distinguishable from the heartwood, tight pin knots are sometimes present.

- Rustic Alder is characterized by its light brown and reddish undertones and may contain a variety of pin holes, open and closed knots of various sizes and colors, small cracks, bird pecks, mineral streaks, and grain variation. Some knots may have small holes through the panel. Larger holes will not be filled. In addition, the wood will contain color difference caused by variations in minerals found in the soil, creating visible mineral tracks.



A. Sound Closed Knot (not moveable) – Expected in Rustic Alder up to approximately 3″ diameter.
B. Sound Knot with Cracks – Expect sound knots with open cracks up to approximately 1″ in length.
C. Open Knot (through door) – Expected in Rustic Alder with open area up to approximately 3/4″ diameter. Note: 3/4″ diameter is about the size of a penny. Holes created by open knots pass completely through the door and are desirable for this rustic look.
D. Unsound Knot (moveable core) – Not to be expected.
E. Knot Cluster (cluster of tight sound knots) – To be expected in Rustic Alder.
F. Worm Holes/Pin Holes (can go through door) – Can be expected on Rustic Alder up to approximately 1/4″ diameter.
G. Worm Tracks – Can be expected on Rustic Alder in sizes up to approximately 1/8″ wide by 8″ long.

NOTE: Doors, drawer fronts, and certain mouldings will utilize Rustic Alder while other parts may utilize Alder or other materials. For mouldings/embellishments and wood hood availability see respective sections.

✍ Signed agreement required with Rustic Alder wood type; see page V•7.

- Cherry is characterized by its red undertones, but may vary in color from white to a deep, rich brown. This color variation can occur in a single door panel. Cherry is a close-grained wood with fairly uniform texture, revealing pin knots and curly graining. All wood will age with time and the finish will darken. This is especially true for Cherry. This is a sought-after quality in Cherry cabinetry, and those who select it expect this evolution.

- Maple is a close-grained hardwood that is predominately white to creamy-white in color, with occasional reddish-brown tones. While Maple typically features uniform graining as compared to other wood species, characteristic markings may include fine brown lines, wavy or curly graining, bird's eye dots and mineral streaks. These traits are natural and serve to enhance Maple's natural beauty.

- MDF (Medium Density Fiberboard) is an engineered wood product composed of wood fibers and resin compressed to create a smooth uniform surface with a consistent core. MDF features no naturally occurring wood characteristics (grain patterns, knots or mineral streaks) and when painted, is more resistant than solid hardwoods to environmentally-induced warping, expansion and contraction. MDF door and drawer front components will be MDF. Face frames and box parts utilize Maple paint material, and trim and panels utilize Maple species. Timeworn, Extra Timeworn, Hewn, and Extra Hewn finish techniques are not available.

- Quartersawn Oak features a tight grain or "comb grain". This grain will reveal a fairly straight pattern that can range from very close together to quite far apart, displaying a slight curve in the grain on the verge of creating a cathedral pattern similar to that of flat cut Oak. Medullary rays, sometimes called "tiger striping" or "flecking" may occur. These rays are a common characteristic of Oak and are evident as shiny patches or scars which cut across the grain of the wood. They reflect light differently than the general grain, especially when finished. They are not usually seen in standard Oak. These medullary rays will occur at random and are not considered a defect.

- Walnut wood features smooth grain, with color variation that can range from deep chocolate, to lighter tones of red/gray/brown. Sapwood areas will be present within Walnut and are lighter in hue, from yellow to light brown. Walnut ages opposite of expectation, becoming lighter and more mellow in color over time and with exposure to light.

No matter which species you choose for your new kitchen or bath cabinetry, please keep in mind that no two pieces of wood are exactly the same. Stains are likely to exaggerate the difference between open and closed grains and other markings in wood. Grain variation and color change should be expected. As hardwood ages, it will darken when exposed to different types of light. Color differences or changes in wood can also be caused by exposure to harsh chemicals, extreme heat or other contributing external conditions. Additionally, wood species exhibit other defining characteristics, such as mineral deposits/streaks, knots, sap runs, pin holes and wormholes. These markings make the wood unique and contribute to its enduring beauty.

In keeping with our practice of continuous product improvement, Kemper Cabinetry may adjust specifications in design and materials as conditions require. Some components may utilize differing materials to ensure a high-quality product in all applications.

Notes

Profile Selection

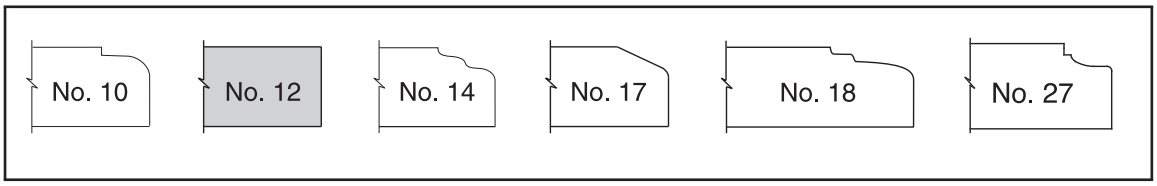

#12 Profile Design Tip

It is not required to specify 1/8″ EXL and/or EXR on cabinets with the #12 profile unless it meets the criteria as shown below.

For full function and access, always use 1/8″ EXL and/or EXR in the following design applications:

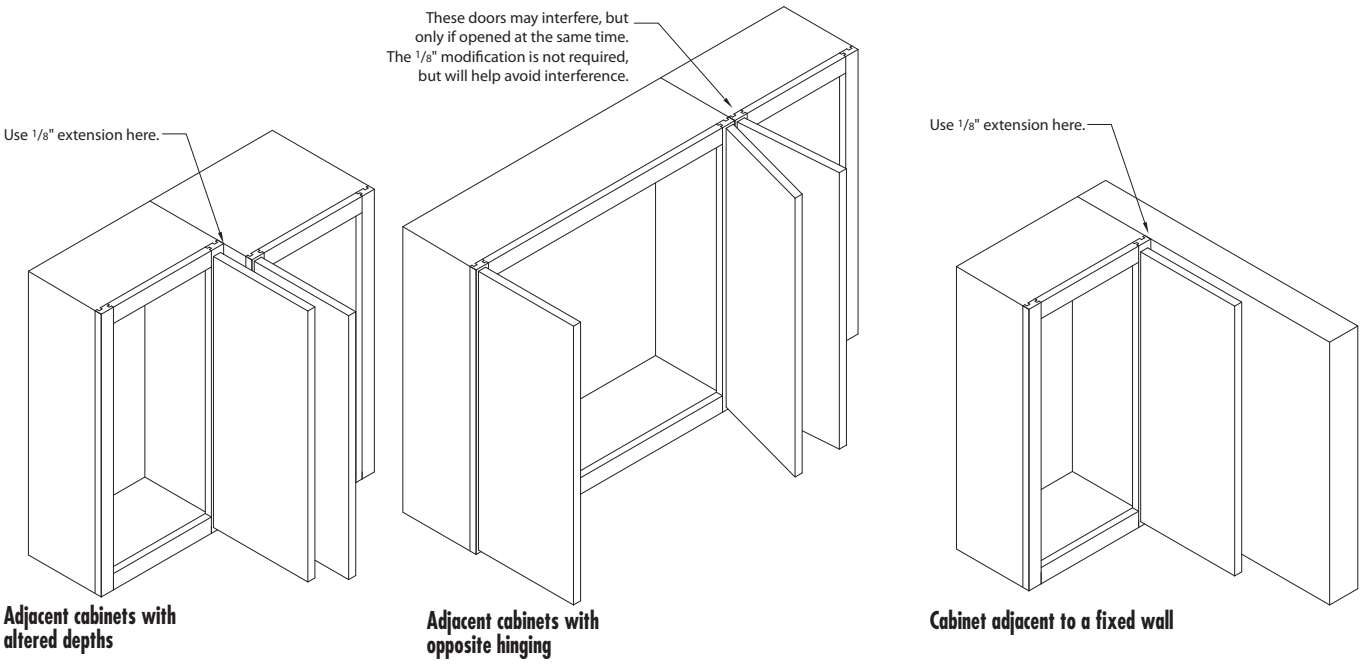

Other applications may require the 1/8″ EXL/EXR modification. For example, when cabinets are installed adjacent to a wall.

Full Overlay Styles


Amstead NEW

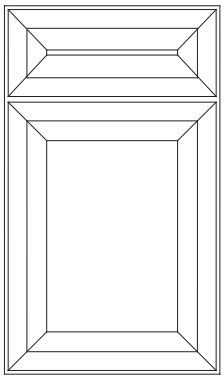
Burke

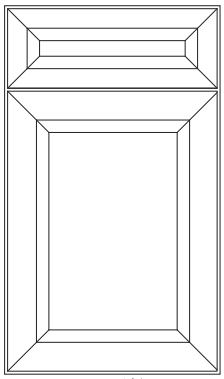
Butler NEW


Caprice NEW


Decker


Gordon


Kirby


Landry

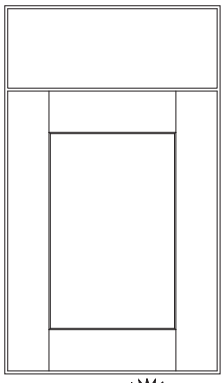
Northrope NEW

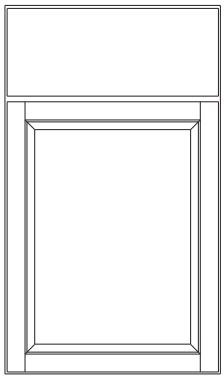
Shanley


Tate


Vinson


Whitman NEW

Amstead Collection*

NEW Full Overlay Door Styles



Square Base Cabinet

Square Wall Cabinet

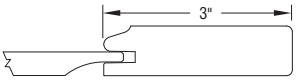

Door Rail/Center Panel Detail

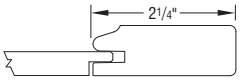

Drawer Rail/Center Panel Detail < 7 1/4″

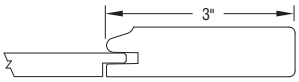

Drawer Rail/Center Panel Detail ≥ 7 1/4″

Wood Species	Price Column
Alder	3
Cherry	5
Maple	3
Quartersawn Oak	5
Rustic Alder	3
Walnut	6

Outside Profile Selections*

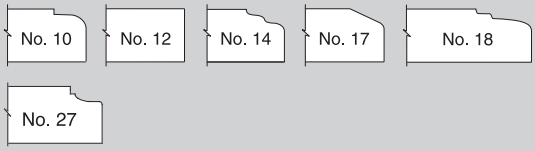

*Profile No. 12 shown

Special Notes

- 5-piece flat center panel drawer front
- Drawer fronts smaller than 5 3/4″ high will have slab front
- Doors smaller than 9 25/32″ wide require a 2 29/32″ end rail
- Doors under 8 9/16″ will be a slab
- Solid reverse raised panel door

Design Notes

- Solid slab drawer front (DFSLB) available. See page G•11.
- Solid slab drawer front top (DFSLBT) available. See page G•12.
- 1/8″ EXL and/or EXR options may be required. See page D•1 for details.

Burke Collection*

Full Overlay Door Styles

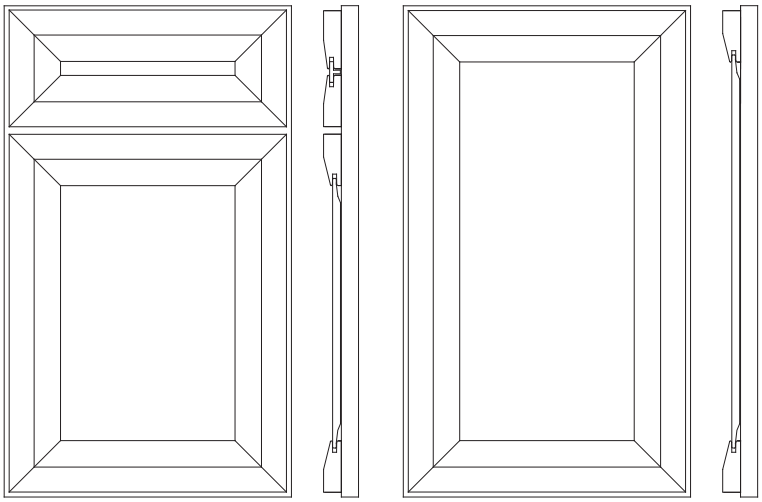

Square Base Cabinet

Square Wall Cabinet

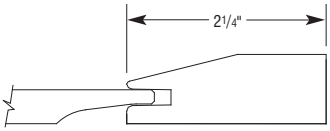

Door Rail/Center Panel Detail

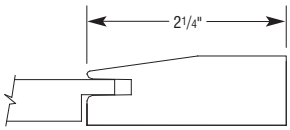

Drawer Rail/Center Panel Detail

Wood Species	Price Column
Alder	3
Cherry	5
Maple	3
Quartersawn Oak	5
Rustic Alder	3
Walnut	6

Outside Profile Selections

Special Notes

- 5-piece mitered drawer front with flat center panel
- Drawer fronts smaller than 5 3/4″ high will have slab front
- 5-piece mitered solid reverse raised panel door

Design Notes

- Solid slab drawer front (DFSLB) available. See page G•11.
- Solid slab drawer front top (DFSLBT) available. See page G•12.
- Mullion doors and Prairie Mullion doors not available.
- 1/8″ EXL and/or EXR options may be required. See page D•1 for details.

*When Maple painted finishes (Paints, Sherwin-Williams or Brushed Technique) are specified, the center panels of the selected style may be constructed of Medium Density Fiberboard (MDF). MDF provides a smoother finish when painted, and is more resistant to warping, expansion, and contraction.

Butler Collection*

NEW Full Overlay Door Styles



Square Base Cabinet



Square Wall Cabinet

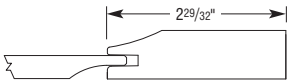

Door Rail/Center Panel Detail

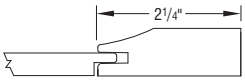

Drawer Rail/Center Panel Detail < 7 1/4″

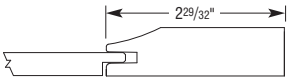

Drawer Rail/Center Panel Detail ≥ 7 1/4″

Wood Species / Price Column

Wood Species	Price Column
Alder	4
Cherry	6
Maple	4
Quartersawn Oak	6
Rustic Alder	4
Walnut	7

Outside Profile Selections

No. 12

Special Notes

- 5-piece mitered flat center panel drawer front
- Drawer fronts smaller than 5 3/4″ high will have slab front
- 5-piece mitered solid reverse raised panel door
- Mullion doors and Prairie Mullion doors not available

Design Notes

- Solid slab drawer front (DFSLB) available. See page G•11.
- Solid slab drawer front top (DFSLBT) available. See page G•12.
- 1/8″ EXL and/or EXR options may be required. See page D•1 for details.

Caprice Collection*

NEW Full Overlay Door Styles



Square Base Cabinet



Square Wall Cabinet

Wood Species / Price Column

Wood Species	Price Column
Alder	4
Cherry	6
Maple	4
MDF	1
Quartersawn Oak	6
Walnut	7

Outside Profile Selections

No. 12

Special Notes

- Veneer slab drawer front, except when selected with MDF species
- Veneer slab door, except when selected with MDF species
- Grain direction is vertical on doors and horizontal on drawer fronts
- Not available with Hewn, Extra Hewn, Timeworn, or Extra Timeworn
- There will be an additional 2 week lead time on all species except MDF
- Mullion doors and Prairie Mullion doors not available
- MDF door and drawer front components will be MDF. Face frame and box parts utilize maple paint material, and trim and panels utilize maple species.

Design Notes

- 1/8″ EXL and/or EXR options may be required. See page D•1 for details.

*When Maple painted finishes (Paints, Sherwin-Williams or Brushed Technique) are specified, the center panels of the selected style may be constructed of Medium Density Fiberboard (MDF). MDF provides a smoother finish when painted, and is more resistant to warping, expansion, and contraction.

Decker Collection*

Full Overlay Door Styles

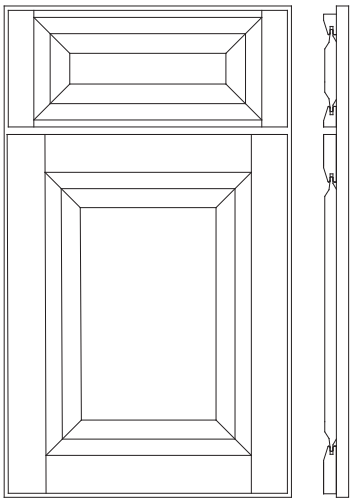

Square Base Cabinet

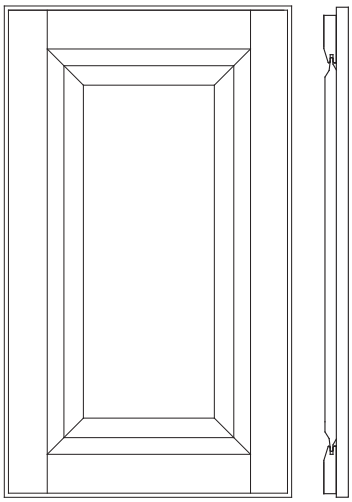

Square Wall Cabinet

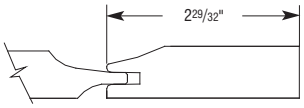

Door Rail/Center Panel Detail

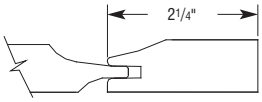

Drawer Side Rail/Center Panel Detail

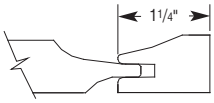

Drawer Top/Bottom Rail/Center Panel Detail

Wood Species	Price Column
Alder	2
Cherry	4
Maple	2
Quartersawn Oak	4
Rustic Alder	2
Walnut	6

Outside Profile Selections

Special Notes

- 5-piece raised center panel drawer front
- Drawer end rails are 2 1/4″ and crossrails are 1 1/4″ (finished width). This rule will apply on all 4 1/4″, 4 1/2″, and 5″ high drawer openings.
- Any drawer openings larger than 4 1/2″ high will utilize 2 1/4″ end rails and crossrails
- Drawer fronts smaller than 5 3/4″ high will have slab front
- Solid double raised center panel door

Design Notes

- Solid slab drawer front (DFSLB) available. See page G•11.
- Solid slab drawer front top (DFSLBT) available. See page G•12.
- Mullion doors and Prairie Mullion doors not available
- 1/8″ EXL and/or EXR options may be required. See page D•1 for details.

Gordon Collection*

Full Overlay Door Styles



Square Base Cabinet

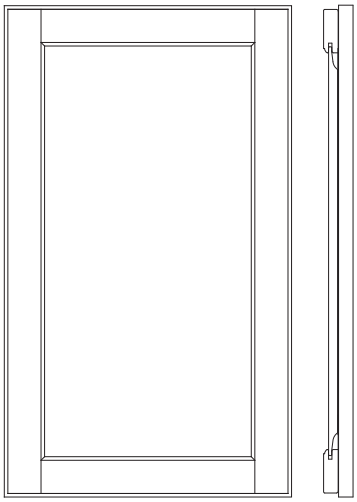

Square Wall Cabinet

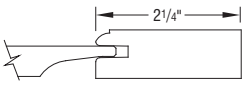

Door Rail/Center Panel Detail

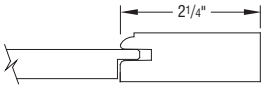

Drawer Rail/Center Panel Detail

Wood Species	Price Column
Alder	1
Cherry	3
Maple	1
Quartersawn Oak	3
Rustic Alder	1
Walnut	5

Outside Profile Selections*

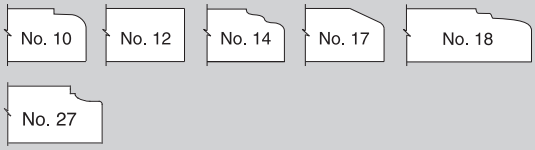

*Profile No. 12 shown

Special Notes

- 5-piece flat center panel drawer front
- Drawer fronts smaller than 5 3/4″ high will have slab front
- 5-piece solid reverse raised panel door

Design Notes

- Solid slab drawer front (DFSLB) available. See page G•11.
- Solid slab drawer front top (DFSLBT) available. See page G•12.
- 1/8″ EXL and/or EXR options may be required. See page D•1 for details.

*When Maple painted finishes (Paints, Sherwin-Williams or Brushed Technique) are specified, the center panels of the selected style may be constructed of Medium Density Fiberboard (MDF). MDF provides a smoother finish when painted, and is more resistant to warping, expansion, and contraction.

Kirby Collection*

Full Overlay Door Styles



Square Base Cabinet

Square Wall Cabinet

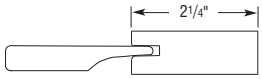

Door Rail/Center Panel Detail

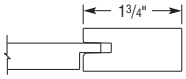

Drawer Top/Bottom Rail/
Center Panel Detail

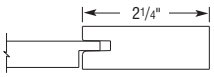

Drawer Side Rail/
Center Panel Detail

Wood Species	Price Column
Alder	1
Cherry	3
Maple	1
Quartersawn Oak	3
Rustic Alder	1
Walnut	5

Outside Profile Selections*

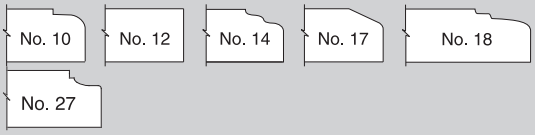

*Profile No. 12 shown

Special Notes

- Drawer fronts smaller than 4 1/2″ high will have slab front
- 5-piece flat center panel drawer front
- 5-piece drawer front will utilize a 1 3/4″ wide top and bottom rail
- Solid reverse raised panel door

Design Notes

- Solid slab drawer front (DFSLB) available. See page G•11.
- Solid slab drawer front top (DFSLBT) available. See page G•12.
- 1/8″ EXL and/or EXR options may be required. See page D•1 for details.

Landry Collection*

Full Overlay Door Styles



Square Base Cabinet

Square Wall Cabinet

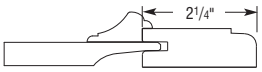

Door Rail/Center Panel Detail

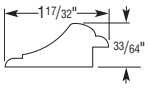

Door Onlay/Moulding Detail

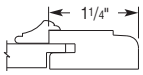

Drawer Top/Bottom Rail/
Center Panel Detail

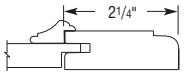

Drawer Side Rail/
Center Panel Detail

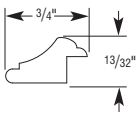

Drawer Onlay/
Moulding Detail

Wood Species	Price Column
Alder	5
Cherry	6
Maple	5
Quartersawn Oak	6
Rustic Alder	5
Walnut	7

Outside Profile Selections*

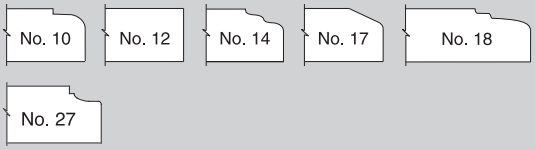

*Profile No. 10 shown

Special Notes

- Bold onlay moulding applied to door; larger than drawer
- 9-piece flat center panel drawer front with onlay moulding
- 9-piece solid reverse raised panel door
- Drawer fronts smaller than 5 3/4″ high or drop front applications will have slab front

Design Notes

- Solid slab drawer front (DFSLB) available. See page G•11.
- Solid slab drawer front top (DFSLBT) available. See page G•11.
- Mullion doors and Prairie Mullion doors not available
- 1/8″ EXL and/or EXR options may be required. See page D•1 for details.

*When Maple painted finishes (Paints, Sherwin-Williams or Brushed Technique) are specified, the center panels of the selected style may be constructed of Medium Density Fiberboard (MDF). MDF provides a smoother finish when painted, and is more resistant to warping, expansion, and contraction.

Northrope Collection*

NEW Full Overlay Door Styles



Square Base Cabinet

Square Wall Cabinet

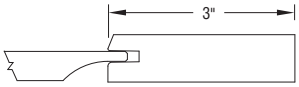

Door Rail/Center Panel Detail

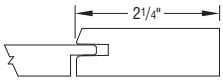

Option: DFF5PC Drawer Rail/
Center Panel Detail < 7 1/4″

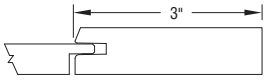

Option: DFF5PC Drawer Rail/
Center Panel Detail ≥7 1/4″

Wood Species	Price Column
Alder	3
Cherry	5
Maple	3
Quartersawn Oak	5
Rustic Alder	3
Walnut	6

Outside Profile Selections*

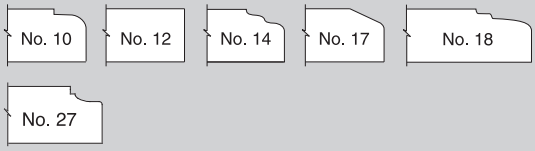

*Profile No. 12 shown

Special Notes

- Solid slab drawer front
- Doors smaller than 8 9/16″ wide require a 2 1/4″ end rail
- Solid reverse raised panel door
- Wide-rail design

Design Notes

- 5-piece flat center panel drawer front (DFF5PC) available. Some exceptions may apply. See page G•10 for details.
- 5-piece flat center panel drawer front with slab top (DFF5PCSLBT) available. Some exceptions may apply. See page G•11 for details.
- 1/8″ EXL and/or EXR options may be required. See page D•1 for details.

Shanley Collection*

Full Overlay Door Styles



Square Base Cabinet

Square Wall Cabinet

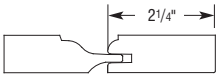

Door Side Rail/Center Panel Detail

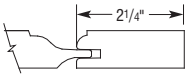

Option: DFR5PC Drawer Side Rail/
Center Panel Detail

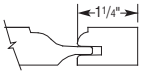

Option: DFR5PC Drawer Top/
Bottom Rail/Center Panel Detail

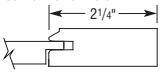

Option: DFF5PC Drawer Rail/
Center Panel Detail

Wood Species	Price Column
Alder	1
Cherry	3
Maple	1
Quartersawn Oak	3
Rustic Alder	1
Walnut	5

Outside Profile Selections*

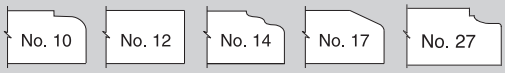

*Profile No. 12 shown

Special Notes

- Solid slab drawer front
- 5-piece solid double raised panel door

Design Notes

- 5-piece flat center panel drawer front (DFF5PC) available. Some exceptions may apply. See page G•10 for details.
- 5-piece flat center panel drawer front with slab top (DFF5PCSLBT) available. Some exceptions may apply. See page G•11 for details.
- 5-piece double raised panel drawer front (DFR5PC) available. Some exceptions may apply. See page G•11 for details.
- 5-piece double raised panel drawer front with slab top (DFR5PCSLBT) available. Some exceptions may apply. See page G•10 for details.
- 1/8″ EXL and/or EXR options may be required. See page D•1 for details.

*When Maple painted finishes (Paints, Sherwin-Williams or Brushed Technique) are specified, the center panels of the selected style may be constructed of Medium Density Fiberboard (MDF). MDF provides a smoother finish when painted, and is more resistant to warping, expansion, and contraction.

Tate Collection*

Full Overlay Door Styles



Square Base Cabinet



Square Wall Cabinet

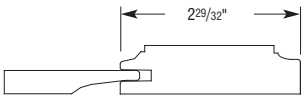

Door Side Rail/Center Panel Detail

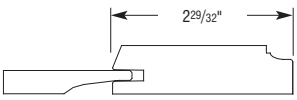

Door Top/Bottom Rail/Center Panel Detail

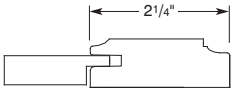

Drawer Side Rail/Center Panel Detail

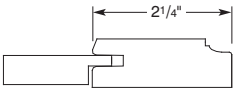

Drawer Top/Bottom Rail/Center Panel Detail

Wood Species	Price Column
Alder	2
Cherry	4
Maple	2
Quartersawn Oak	4
Rustic Alder	2
Walnut	6

Outside Profile Selections*

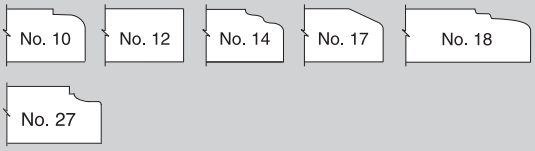

*Profile No. 27 shown

Special Notes

- 5-piece flat center panel drawer front
- Drawer fronts smaller than 5 3/4″ high will have slab front
- 5-piece solid reverse raised panel door

Design Notes

- Solid slab drawer front (DFSLB) available. See page G•11.
- Solid slab drawer front top (DFSLBT) available. See page G•11.
- Mullion doors and Prairie Mullion doors not available
- 1/8″ EXL and/or EXR options may be required. See page D•1 for details.

Vinson Collection*

Full Overlay Door Styles



Square Base Cabinet

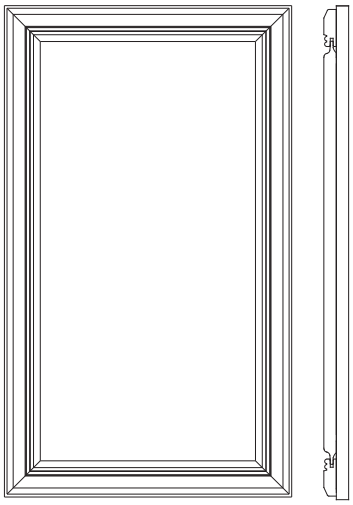

Square Wall Cabinet

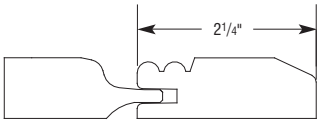

Door Rail/Center Panel Detail

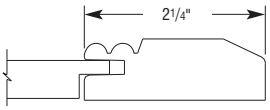

Drawer Rail/Center Panel Detail

Wood Species	Price Column
Alder	2
Cherry	4
Maple	2
Quartersawn Oak	4
Rustic Alder	2
Walnut	6

Outside Profile Selections*

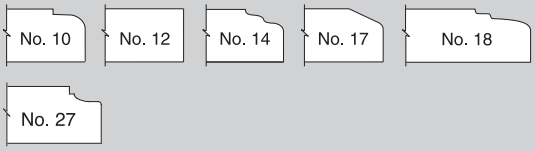

*Profile No. 17 shown

Special Notes

- Double bead door and drawer rails
- 5-piece mitered drawer front with flat center panel
- Drawer fronts smaller than 5 3/4″ high will have slab front
- 5-piece mitered door with solid double raised center panel

Design Notes

- Solid slab drawer front (DFSLB) available. See page G•11.
- Solid slab drawer front top (DFSLBT) available. See page G•12.
- 1/8″ EXL and/or EXR options may be required. See page D•1 for details.

*When Maple painted finishes (Paints, Sherwin-Williams or Brushed Technique) are specified, the center panels of the selected style may be constructed of Medium Density Fiberboard (MDF). MDF provides a smoother finish when painted, and is more resistant to warping, expansion, and contraction.

Whitman Collection*

NEW Full Overlay Door Styles



Square Base Cabinet

Square Wall Cabinet

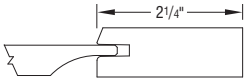

Door Rail/Center Panel Detail

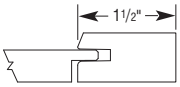

Drawer Top/Bottom Rail/
Center Panel Detail

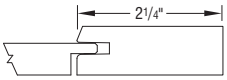

Drawer Side Rail/
Center Panel Detail

Wood Species	Price Column
Alder	1
Cherry	3
Maple	1
Quartersawn Oak	3
Rustic Alder	1
Walnut	5

Outside Profile Selections*

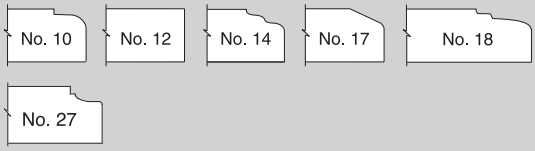

*Profile No. 12 shown

Special Notes

- 5-piece flat center panel drawer front
- Drawer fronts smaller than 5 3/4″ high will have slab front
- Solid reverse raised panel door

Design Notes

- Solid slab drawer front (DFSLB) available. See page G•11.
- Solid slab drawer front top (DFSLBT) available. See page G•12.
- 1/8″ EXL and/or EXR options may be required. See page D•1 for details.

*When Maple painted finishes (Paints, Sherwin-Williams or Brushed Technique) are specified, the center panels of the selected style may be constructed of Medium Density Fiberboard (MDF). MDF provides a smoother finish when painted, and is more resistant to warping, expansion, and contraction.

Inset and Beaded Inset Door Styles

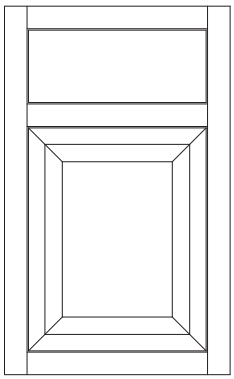

Burke
Inset



Caprice NEW
Inset

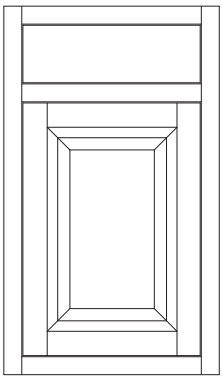

Decker
Inset

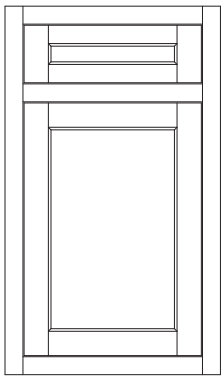

Gordon
Inset

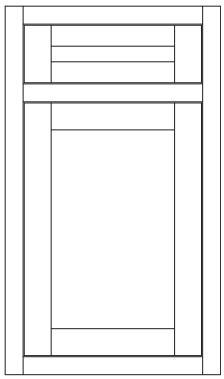

Kirby
Inset

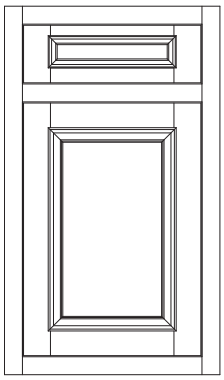

Landry
Inset

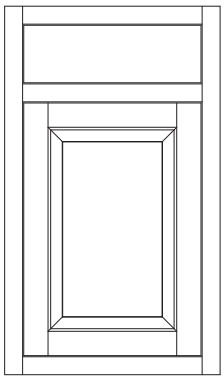

Shanley
Inset

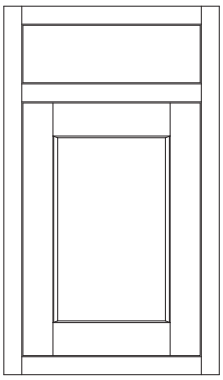

Tate
Inset

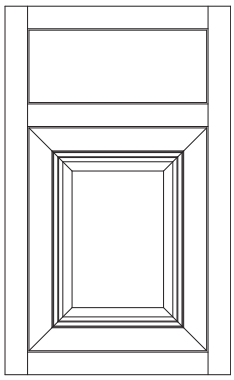

Vinson
Inset

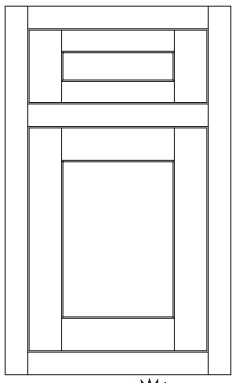

Whitman NEW
Inset



Burke
Beaded Inset

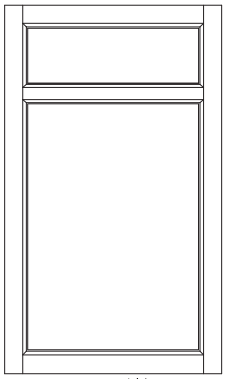

Caprice NEW
Beaded Inset

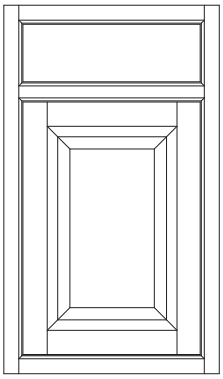

Decker
Beaded Inset

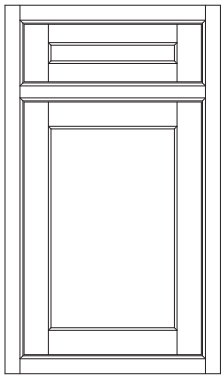

Gordon
Beaded Inset

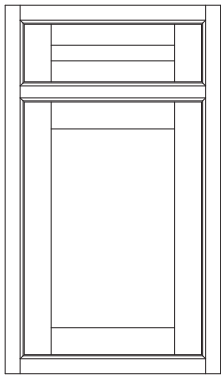

Kirby
Beaded Inset

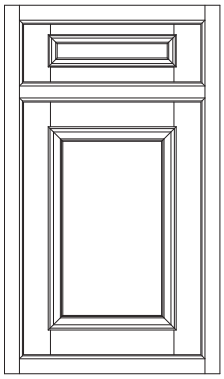

Landry
Beaded Inset

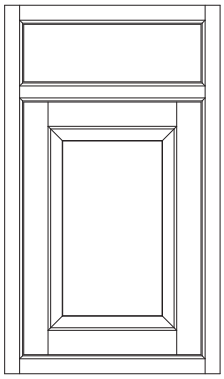

Shanley
Beaded Inset

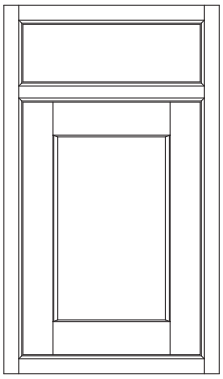

Tate
Beaded Inset

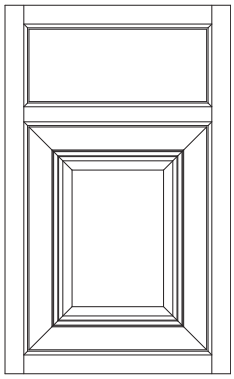

Vinson
Beaded Inset

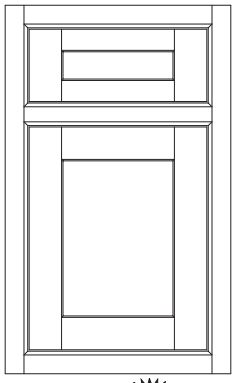

Whitman NEW
Beaded Inset

Burke Collection

Inset Door Styles*



Square Base Cabinet

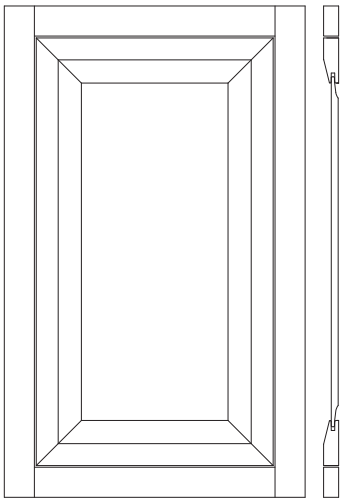

Square Wall Cabinet

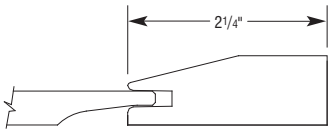

Door Rail/Center Panel Detail

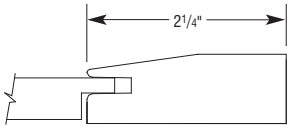

Option: DFF5PCINS Drawer Rail/Center Panel Detail

Wood Species	Price Column
Alder	3+15%
Cherry	5+15%
Maple	3+15%
Quartersawn Oak	5+15%
Rustic Alder	3+15%
Walnut	6+15%

Outside Profile Selections

No. 12

Special Notes

- Solid slab drawer front
- Solid reverse raised center panel door

Design Notes

- Mullion and Prairie Mullion doors not available.
- Finial Hinges (IFAB, IFBN, IFMB, IFORB) available on Profile #12 only. See page G•12 for details.
- Drawer Front Flat 5-piece Inset (DFF5PCINS) available. Some exceptions may apply. See page G•10 for details.

Beaded Inset Door Styles*



Square Base Cabinet

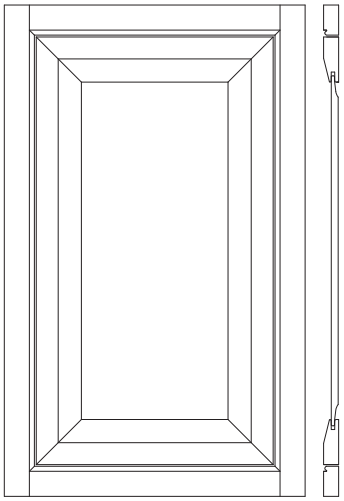

Square Wall Cabinet

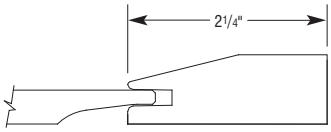

Door Rail/Center Panel Detail

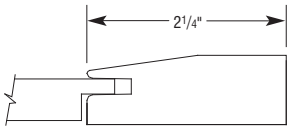

Option: DFF5PCINS Drawer Rail/Center Panel Detail

Wood Species	Price Column
Alder	3+15%
Cherry	5+15%
Maple	3+15%
Quartersawn Oak	5+15%
Rustic Alder	3+15%
Walnut	6+15%

Outside Profile Selections

No. 12

Special Notes

- Solid slab drawer front
- Solid reverse raised center panel door

Design Notes

- Mullion and Prairie Mullion doors not available.
- Finial Hinges (IFAB, IFBN, IFMB, IFORB) available on Profile #12 only. See page G•12 for details.
- Drawer Front Flat 5-piece Inset (DFF5PCINS) available. Some exceptions may apply. See page G•10 for details.

*When Maple painted finishes (Paints, Sherwin-Williams or Brushed Technique) are specified, the center panels of the selected style may be constructed of Medium Density Fiberboard (MDF). MDF provides a smoother finish when painted, and is more resistant to warping, expansion, and contraction.

Caprice Collection

NEW Inset Door Styles*



Square Base Cabinet



Square Wall Cabinet

Wood Species
MDF

Price Column
1+15%

Outside Profile Selections

No. 12

Special Notes
- Slab drawer front
- Slab door
- Not available with Hewn, Extra Hewn, Timeworn, or Extra Timeworn
- MDF door and drawer front components will be MDF. Face frame and box parts utilize maple paint material, and trim and panels utilize maple species.

Design Notes
- Mullion doors and Prairie Mullion doors not available.
- Finial Hinges (IFAB, IFBN, IFMB, IFORB) available on Profile #12 only. See page G•12 for details.

NEW Beaded Inset Door Styles*

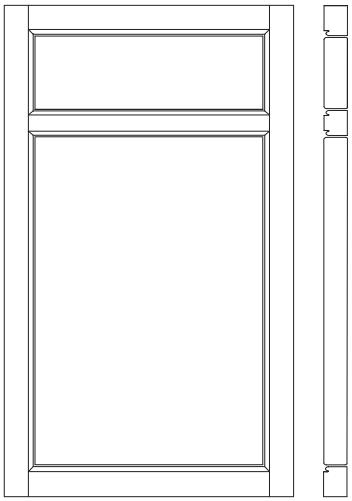

Square Base Cabinet



Square Wall Cabinet

Wood Species
MDF

Price Column
1+15%

Outside Profile Selections

No. 12

Special Notes
- Slab drawer front
- Slab door
- Not available with Hewn, Extra Hewn, Timeworn, or Extra Timeworn
- MDF door and drawer front components will be MDF. Face frame and box parts utilize maple paint material, and trim and panels utilize maple species.

Design Notes
- Mullion doors and Prairie Mullion doors not available.
- Finial Hinges (IFAB, IFBN, IFMB, IFORB) available on Profile #12 only. See page G•12 for details.

*When Maple painted finishes (Paints, Sherwin-Williams or Brushed Technique) are specified, the center panels of the selected style may be constructed of Medium Density Fiberboard (MDF). MDF provides a smoother finish when painted, and is more resistant to warping, expansion, and contraction.

Decker Collection

Inset Door Styles*

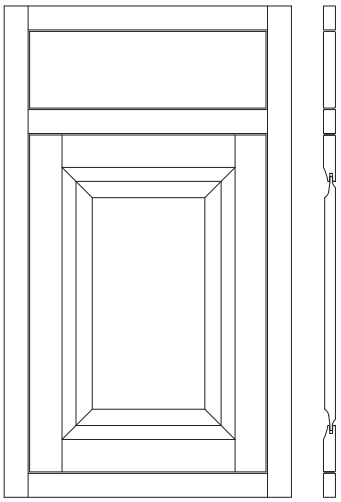

Square Base Cabinet

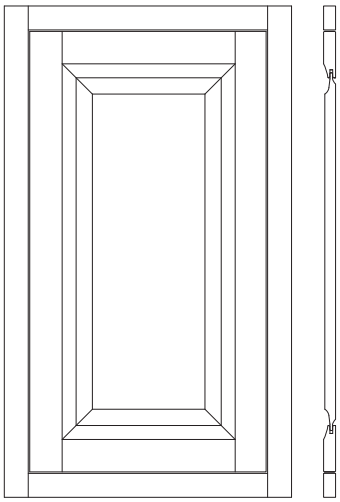

Square Wall Cabinet

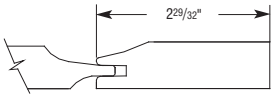

Door Rail/Center Panel Detail

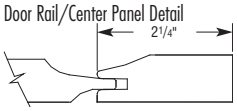

Option: DFR5PCINS Drawer Side Rail/Center Panel Detail

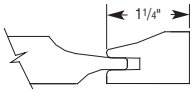

Option: DFR5PCINS Drawer Top/Bottom Rail/Center Panel Detail

Wood Species	Price Column
Alder	2+15%
Cherry	4+15%
Maple	2+15%
Quartersawn Oak	4+15%
Rustic Alder	2+15%
Walnut	6+15%

Outside Profile Selections

No. 12

Special Notes

- Solid slab drawer front
- Solid double raised center panel door

Design Notes

- Mullion and Prairie Mullion doors not available
- Finial Hinges (IFAB, IFBN, IFMB, IFORB) available on Profile #12 only. See page G•12 for details.
- Drawer Front Raised 5-piece Inset (DFR5PCINS) available. Some exceptions may apply. See page G•11 for details.

Beaded Inset Door Styles*



Square Base Cabinet

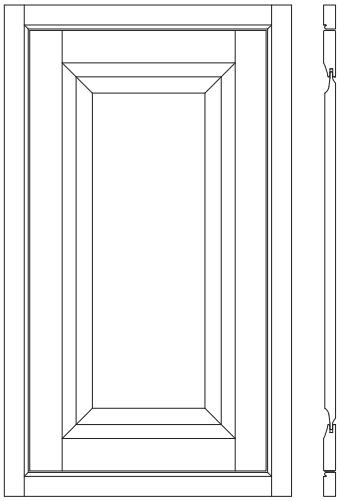

Square Wall Cabinet

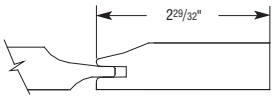

Door Rail/Center Panel Detail

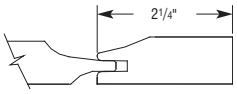

Option: DFR5PCINS Drawer Side Rail/Center Panel Detail

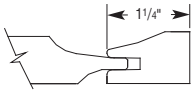

Option: DFR5PCINS Drawer Top/Bottom Rail/Center Panel Detail

Wood Species	Price Column
Alder	2+15%
Cherry	4+15%
Maple	2+15%
Quartersawn Oak	4+15%
Rustic Alder	2+15%
Walnut	6+15%

Outside Profile Selections

No. 12

Special Notes

- Solid slab drawer front
- Solid double raised center panel door

Design Notes

- Mullion and Prairie Mullion doors not available
- Finial Hinges (IFAB, IFBN, IFMB, IFORB) available on Profile #12 only. See page G•12 for details.
- Drawer Front Raised 5-piece Inset (DFR5PCINS) available. Some exceptions may apply. See page G•11 for details.

*When Maple painted finishes (Paints, Sherwin-Williams or Brushed Technique) are specified, the center panels of the selected style may be constructed of Medium Density Fiberboard (MDF). MDF provides a smoother finish when painted, and is more resistant to warping, expansion, and contraction.

Gordon Collection

Inset Door Styles*



Square Base Cabinet

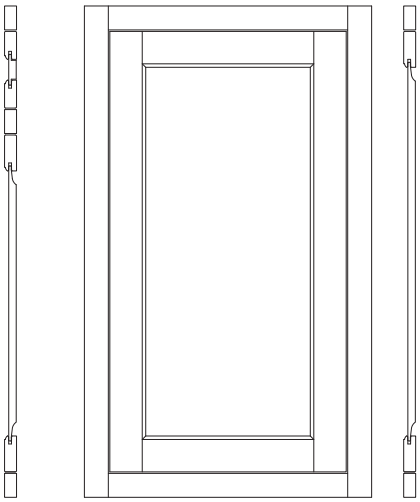

Square Wall Cabinet

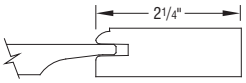

Door Rail/Center Panel Detail

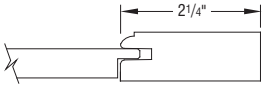

Drawer Side Rail/Center Panel Detail

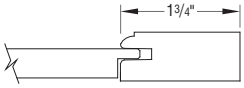

Drawer Top/Bottom Rail/ Center Panel Detail

Wood Species	Price Column
Alder	1+15%
Cherry	3+15%
Maple	1+15%
Quartersawn Oak	3+15%
Rustic Alder	1+15%
Walnut	5+15%

Outside Profile Selections*

*Profile No. 12 shown

Special Notes

- 5-piece flat center panel drawer front
- Drawer fronts smaller than 4 13/16″ high will have slab front
- 5-piece solid reverse raised panel door
- 5-piece drawer front will utilize a 1 3/4″ wide top and bottom rail

Design Notes

- Solid slab drawer front (DFSLB) available. See page G•11.
- Solid slab drawer front top (DFSLBT) available. See page G•12.
- Finial Hinges (IFAB, IFBN, IFMB, IFORB) available on Profile #12 only. See page G•12 for details.

Beaded Inset Door Styles*

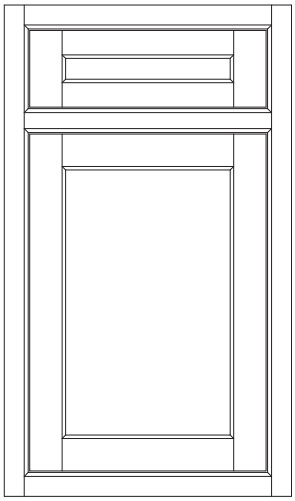

Square Base Cabinet

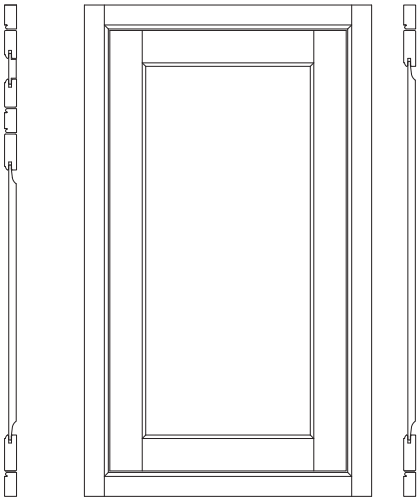

Square Wall Cabinet

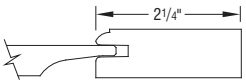

Door Rail/Center Panel Detail

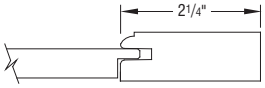

Drawer Side Rail/Center Panel Detail

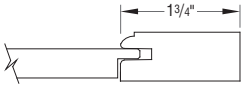

Drawer Top/Bottom Rail/ Center Panel Detail

Wood Species	Price Column
Alder	1+15%
Cherry	3+15%
Maple	1+15%
Quartersawn Oak	3+15%
Rustic Alder	1+15%
Walnut	5+15%

Outside Profile Selections*

*Profile No. 12 shown

Special Notes

- 5-piece flat center panel drawer front
- Drawer fronts smaller than 4 13/16″ high will have slab front
- 5-piece solid reverse raised panel door
- 5-piece drawer front will utilize a 1 3/4″ wide top and bottom rail

Design Notes

- Solid slab drawer front (DFSLB) available. See page G•11.
- Solid slab drawer front top (DFSLBT) available. See page G•12.
- Finial Hinges (IFAB, IFBN, IFMB, IFORB) available on Profile #12 only. See page G•12 for details.

*When Maple painted finishes (Paints, Sherwin-Williams or Brushed Technique) are specified, the center panels of the selected style may be constructed of Medium Density Fiberboard (MDF). MDF provides a smoother finish when painted, and is more resistant to warping, expansion, and contraction.

Kirby Collection

Inset Door Styles*

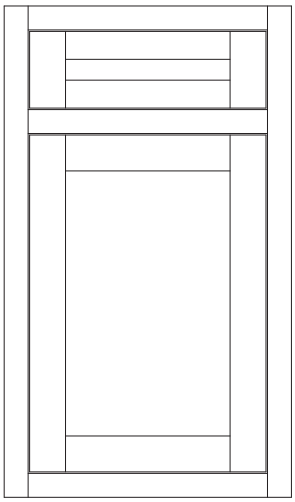

Square Base Cabinet

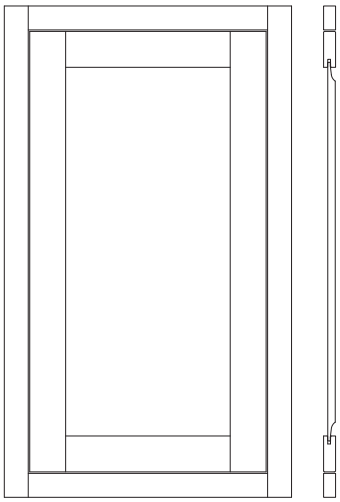

Square Wall Cabinet

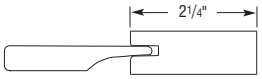

Door Rail/Center Panel Detail

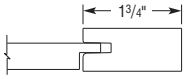

Drawer Top/Bottom Rail/
Center Panel Detail

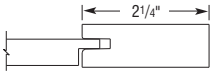

Drawer Side Rail/
Center Panel Detail

Wood Species / Price Column

Wood Species	Price Column
Alder	1+15%
Cherry	3+15%
Maple	1+15%
Quartersawn Oak	3+15%
Rustic Alder	1+15%
Walnut	5+15%

Outside Profile Selections*

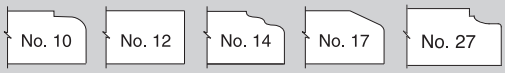

*Profile No. 12 shown

Special Notes

- Drawer fronts smaller than 4 13/16″ high will have slab front
- 5-piece flat center panel drawer front
- Solid reverse raised panel door

Design Notes

- Solid slab drawer front (DFSLB) available. See page G•11.
- Solid slab drawer front top (DFSLBT) available. See page G•11.
- Finial Hinges (IFAB, IFBN, IFMB, IFORB) available on Profile #12 only. See page G•12 for details.

Beaded Inset Door Styles*

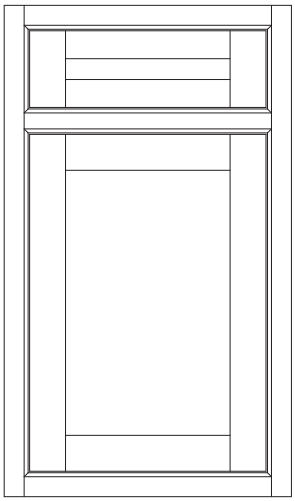

Square Base Cabinet

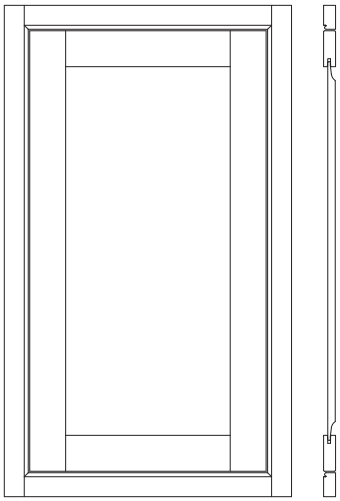

Square Wall Cabinet

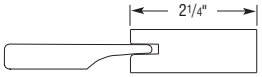

Door Rail/Center Panel Detail

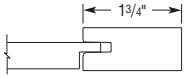

Drawer Top/Bottom Rail/
Center Panel Detail

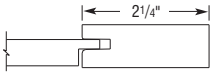

Drawer Side Rail/
Center Panel Detail

Wood Species / Price Column

Wood Species	Price Column
Alder	1+15%
Cherry	3+15%
Maple	1+15%
Quartersawn Oak	3+15%
Rustic Alder	1+15%
Walnut	5+15%

Outside Profile Selections*

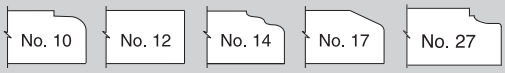

*Profile No. 12 shown

Special Notes

- Drawer fronts smaller than 4 13/16″ high will have slab front
- 5-piece flat center panel drawer front
- Solid reverse raised panel door

Design Notes

- Solid slab drawer front (DFSLB) available. See page G•11.
- Solid slab drawer front top (DFSLBT) available. See page G•11.
- Finial Hinges (IFAB, IFBN, IFMB, IFORB) available on Profile #12 only. See page G•12 for details.

*When Maple painted finishes (Paints, Sherwin-Williams or Brushed Technique) are specified, the center panels of the selected style may be constructed of Medium Density Fiberboard (MDF). MDF provides a smoother finish when painted, and is more resistant to warping, expansion, and contraction.

Landry Collection

Inset Door Styles*

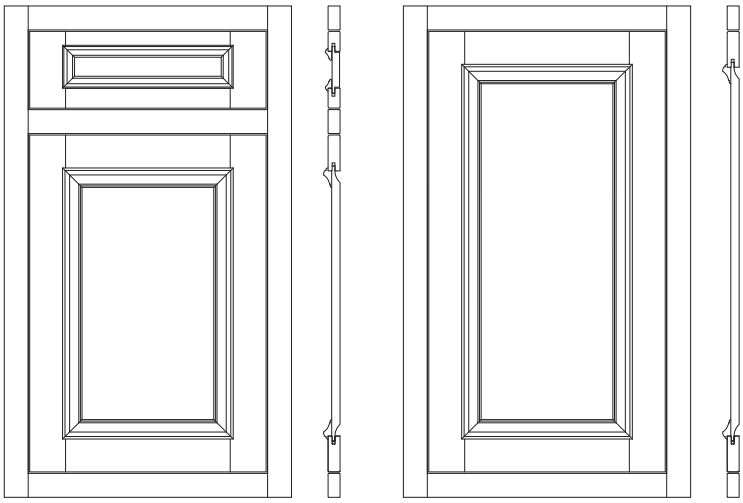

Square Base Cabinet

Square Wall Cabinet

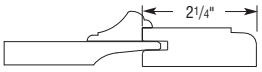

Door Rail/Center Panel Detail

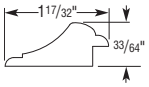

Door Onlay/Moulding Detail

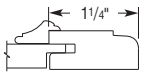

Drawer Top/Bottom Rail/
Center Panel Detail

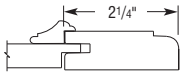

Drawer Side Rail/
Center Panel Detail

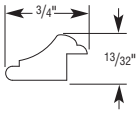

Drawer Onlay/
Moulding Detail

Wood Species	Price Column
Alder	5+15%
Cherry	6+15%
Maple	5+15%
Quartersawn Oak	6+15%
Rustic Alder	5+15%
Walnut	7+15%

Outside Profile Selections*

*Profile No. 12 shown

Special Notes

- Bold onlay moulding applied to door; larger than drawer
- 9-piece flat center panel drawer front with onlay moulding
- 9-piece solid reverse raised panel door
- Drawer fronts smaller than 4 13/16″ high will have slab front

Design Notes

- Solid slab drawer front (DFSLB) available. See page G•11.
- Solid slab drawer front top (DFSLBT) available. See page G•12.
- Mullion doors and Prairie Mullion doors not available
- Finial Hinges (IFAB, IFBN, IFMB, IFORB) available on Profile #12 only. See page G•12 for details.

Beaded Inset Door Styles*



Square Base Cabinet

Square Wall Cabinet

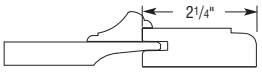

Door Rail/Center Panel Detail

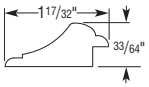

Door Onlay/Moulding Detail

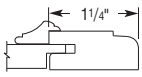

Drawer Top/Bottom Rail/
Center Panel Detail

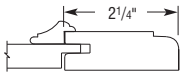

Drawer Side Rail/
Center Panel Detail

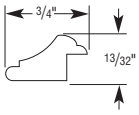

Drawer Onlay/
Moulding Detail

Wood Species	Price Column
Alder	5+15%
Cherry	6+15%
Maple	5+15%
Quartersawn Oak	6+15%
Rustic Alder	5+15%
Walnut	7+15%

Outside Profile Selections*

*Profile No. 12 shown

Special Notes

- Bold onlay moulding applied to door; larger than drawer
- 9-piece flat center panel drawer front with onlay moulding
- 9-piece solid reverse raised panel door
- Drawer fronts smaller than 4 13/16″ high will have slab front

Design Notes

- Solid slab drawer front (DFSLB) available. See page G•11.
- Solid slab drawer front top (DFSLBT) available. See page G•12.
- Mullion doors and Prairie Mullion doors not available
- Finial Hinges (IFAB, IFBN, IFMB, IFORB) available on Profile #12 only. See page G•12 for details.

*When Maple painted finishes (Paints, Sherwin-Williams or Brushed Technique) are specified, the center panels of the selected style may be constructed of Medium Density Fiberboard (MDF). MDF provides a smoother finish when painted, and is more resistant to warping, expansion, and contraction.

Shanley Collection

Inset Door Styles*



Square Base Cabinet

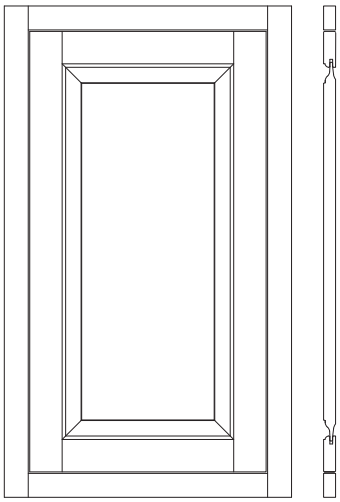

Square Wall Cabinet

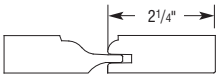

Door Side Rail/Center Panel Detail

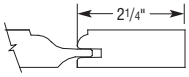

Option: DFR5PCINS Drawer Side Rail/Center Panel Detail

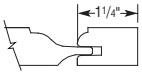

Option: DFR5PCINS Drawer Top/Bottom Rail/Center Panel Detail

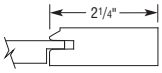

Option: DFF5PCINS Drawer Rail/Center Panel Detail

Wood Species / Price Column

Wood Species	Price Column
Alder	1+15%
Cherry	3+15%
Maple	1+15%
Quartersawn Oak	3+15%
Rustic Alder	1+15%
Walnut	5+15%

Outside Profile Selections*

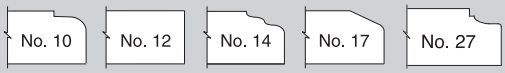

*Profile No. 12 shown

Special Notes

- Solid slab drawer front
- 5-piece solid double raised panel door

Design Notes

- Finial Hinges (IFAB, IFBN, IFMB, IFORB) available on Profile #12 only. See page G•12 for details.
- Drawer Front Flat 5-piece Inset (DFF5PCINS) available. Some exceptions may apply. See page G•10 for details.
- Drawer Front Raised 5-piece Inset (DFR5PCINS) available. Some exceptions may apply. See page G•11 for details.

Beaded Inset Door Styles*



Square Base Cabinet

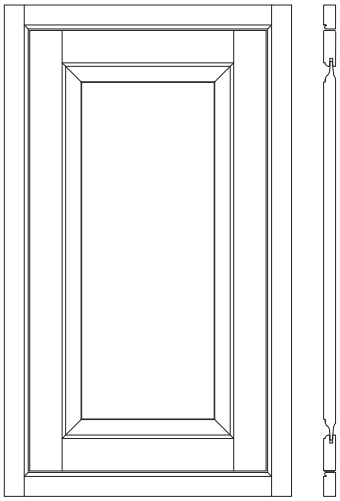

Square Wall Cabinet

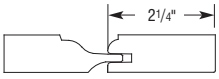

Door Side Rail/Center Panel Detail

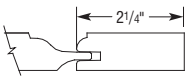

Option: DFR5PCINS Drawer Side Rail/Center Panel Detail

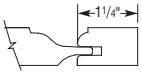

Option: DFR5PCINS Drawer Top/ Bottom Rail/Center Panel Detail

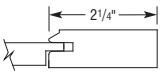

Option: DFF5PCINS Drawer Rail/Center Panel Detail

Wood Species / Price Column

Wood Species	Price Column
Alder	1+15%
Cherry	3+15%
Maple	1+15%
Quartersawn Oak	3+15%
Rustic Alder	1+15%
Walnut	5+15%

Outside Profile Selections*

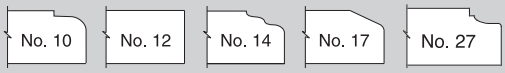

*Profile No. 12 shown

Special Notes

- Solid slab drawer front
- 5-piece solid double raised panel door

Design Notes

- Finial Hinges (IFAB, IFBN, IFMB, IFORB) available on Profile #12 only. See page G•12 for details.
- Drawer Front Flat 5-piece Inset (DFF5PCINS) available. Some exceptions may apply. See page G•10 for details.
- Drawer Front Raised 5-piece Inset (DFR5PCINS) available. Some exceptions may apply. See page G•11 for details.

*When Maple painted finishes (Paints, Sherwin-Williams or Brushed Technique) are specified, the center panels of the selected style may be constructed of Medium Density Fiberboard (MDF). MDF provides a smoother finish when painted, and is more resistant to warping, expansion, and contraction.

Tate Collection

Inset Door Styles*

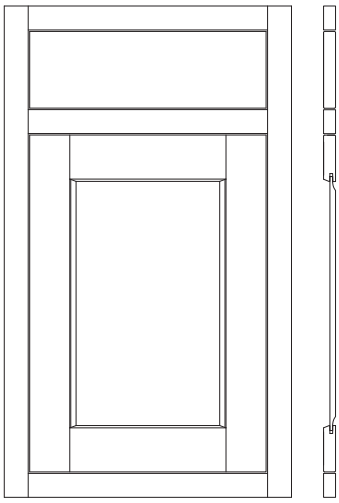

Square Base Cabinet

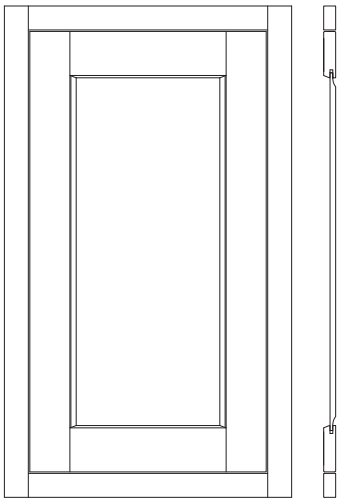

Square Wall Cabinet

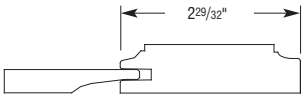

Door Side Rail/Center Panel Detail

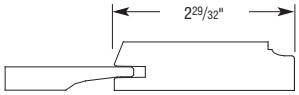

Door Top/Bottom Rail/Center Panel Detail

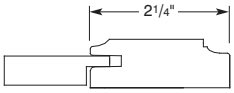

Option: DFF5PCINS Drawer Side Rail/Center Panel Detail

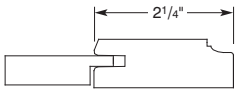

Option: DFF5PCINS Drawer Top/Bottom Rail/Center Panel Detail

Wood Species	Price Column
Alder	2+15%
Cherry	4+15%
Maple	2+15%
Quartersawn Oak	4+15%
Rustic Alder	2+15%
Walnut	6+15%

Outside Profile Selections*

*Profile No. 12 shown

Special Notes

- Solid slab drawer front
- 5-piece solid reverse raised panel door

Design Notes

- Mullion and Prairie Mullion doors not available
- Finial Hinges (IFAB, IFBN, IFMB, IFORB) available on Profile #12 only. See page G•12 for details.
- Drawer Front Flat 5-piece Inset (DFF5PCINS) available. Some exceptions may apply. See page G•10 for details.

Beaded Inset Door Styles*

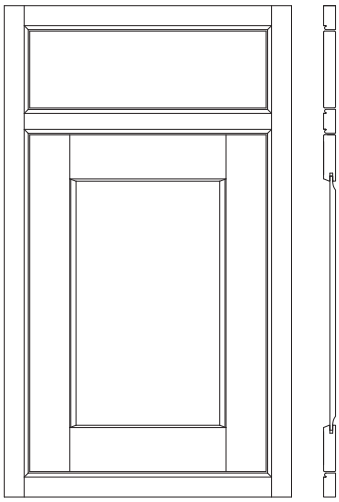

Square Base Cabinet

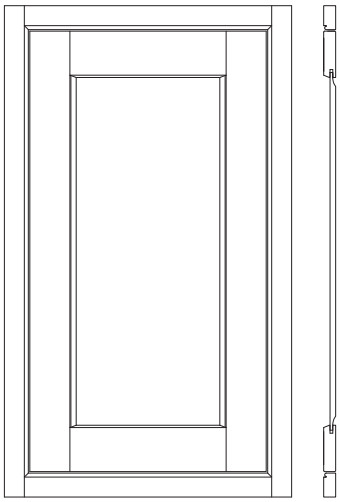

Square Wall Cabinet

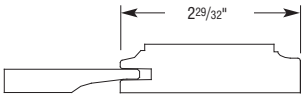

Door Side Rail/Center Panel Detail

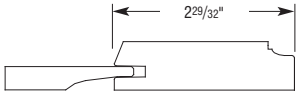

Door Top/Bottom Rail/Center Panel Detail

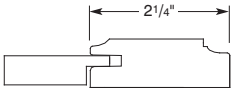

Option: DFF5PCINS Drawer Side Rail/Center Panel Detail

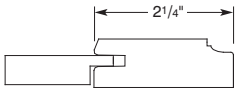

Option: DFF5PCINS Drawer Top/Bottom Rail/Center Panel Detail

Wood Species	Price Column
Alder	2+15%
Cherry	4+15%
Maple	2+15%
Quartersawn Oak	4+15%
Rustic Alder	2+15%
Walnut	6+15%

Outside Profile Selections*

*Profile No. 12 shown

Special Notes

- Solid slab drawer front
- 5-piece solid reverse raised panel door

Design Notes

- Mullion and Prairie Mullion doors not available
- Finial Hinges (IFAB, IFBN, IFMB, IFORB) available on Profile #12 only. See page G•12 for details.
- Drawer Front Flat 5-piece Inset (DFF5PCINS) available. Some exceptions may apply. See page G•10 for details.

*When Maple painted finishes (Paints, Sherwin-Williams or Brushed Technique) are specified, the center panels of the selected style may be constructed of Medium Density Fiberboard (MDF). MDF provides a smoother finish when painted, and is more resistant to warping, expansion, and contraction.

Vinson Collection

Inset Door Styles*

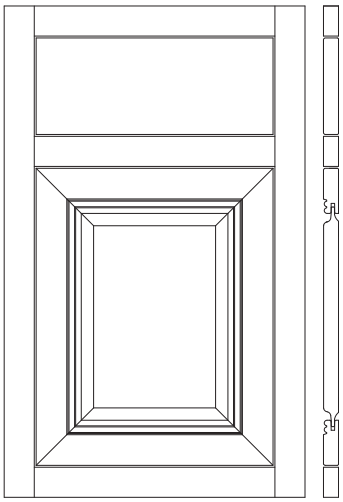

Square Base Cabinet

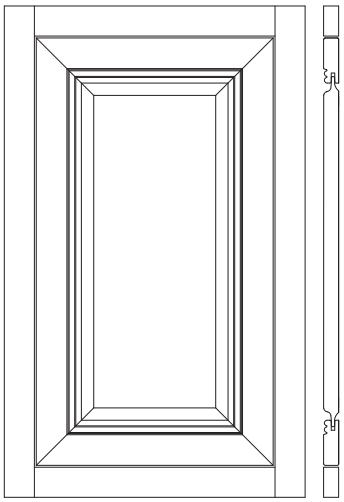

Square Wall Cabinet

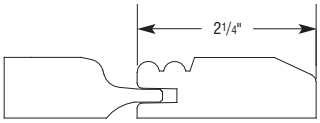

Door Rail/Center Panel Detail

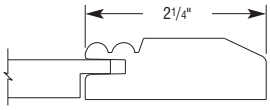

Option: DFF5PCINS Drawer Rail/Center Panel Detail

Wood Species	Price Column
Alder	2+15%
Cherry	4+15%
Maple	2+15%
Quartersawn Oak	4+15%
Rustic Alder	2+15%
Walnut	6+15%

Outside Profile Selections*

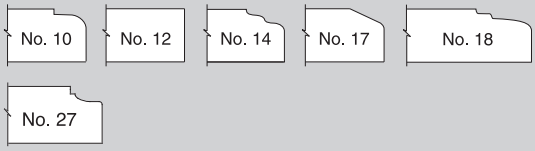

*Profile No. 12 shown

Special Notes

- Solid slab drawer front
- Solid double raised center panel door

Design Notes

- Mullion and Prairie Mullion doors not available.
- Finial Hinges (IFAB, IFBN, IFMB, IFORB) available on Profile #12 only. See page G•12 for details.
- Drawer Front Flat 5-piece Inset (DFF5PCINS) available. Some exceptions may apply. See page G•10 for details.

Beaded Inset Door Styles*



Square Base Cabinet

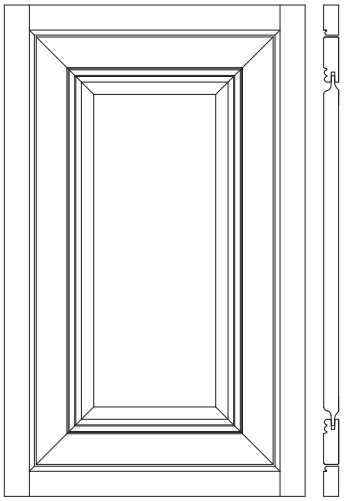

Square Wall Cabinet

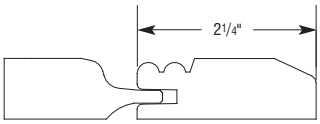

Door Rail/Center Panel Detail

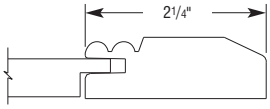

Option: DFF5PCINS Drawer Rail/Center Panel Detail

Wood Species	Price Column
Alder	2+15%
Cherry	4+15%
Maple	2+15%
Quartersawn Oak	4+15%
Rustic Alder	2+15%
Walnut	6+15%

Outside Profile Selections*

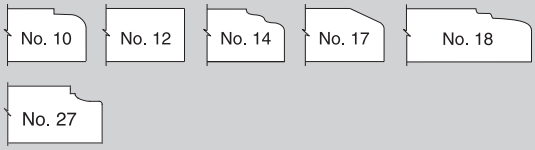

*Profile No. 12 shown

Special Notes

- Solid slab drawer front
- Solid double raised center panel door

Design Notes

- Mullion and Prairie Mullion doors not available.
- Finial Hinges (IFAB, IFBN, IFMB, IFORB) available on Profile #12 only. See page G•12 for details.
- Drawer Front Flat 5-piece Inset (DFF5PCINS) available. Some exceptions may apply. See page G•10 for details.

*When Maple painted finishes (Paints, Sherwin-Williams or Brushed Technique) are specified, the center panels of the selected style may be constructed of Medium Density Fiberboard (MDF). MDF provides a smoother finish when painted, and is more resistant to warping, expansion, and contraction.

Whitman Collection

NEW Inset Door Styles*

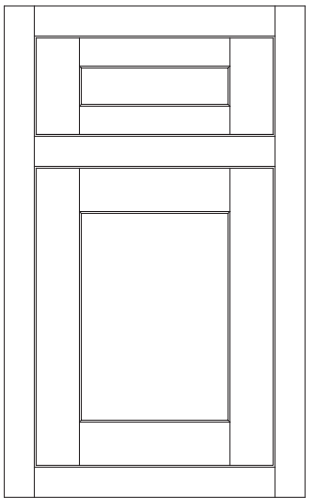

Square Base Cabinet



Square Wall Cabinet

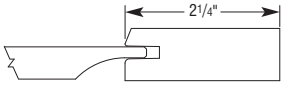

Door Rail/Center Panel Detail

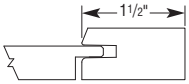

Drawer Top/Bottom Rail/
Center Panel Detail

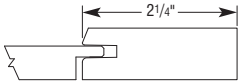

Drawer Side Rail/
Center Panel Detail

Wood Species	Price Column
Alder	1+15%
Cherry	3+15%
Maple	1+15%
Quartersawn Oak	3+15%
Rustic Alder	1+15%
Walnut	5+15%

Outside Profile Selections*

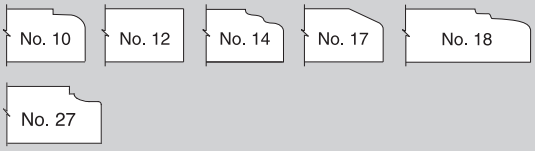

*Profile No. 12 shown

Special Notes

- 5-piece flat center panel drawer front
- Drawer fronts smaller than 5 3/4″ high will have slab front
- Solid reverse raised panel door

Design Notes

- Solid slab drawer front (DFSLB) available. See page G•11.
- Solid slab drawer front top (DFSLBT) available. See page G•12.
- Finial Hinges (IFAB, IFBN, IFMB, IFORB) available on Profile #12 only. See page G•12 for details.

NEW Beaded Inset Door Styles*

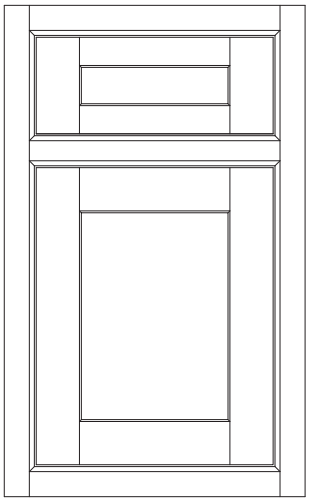

Square Base Cabinet



Square Wall Cabinet

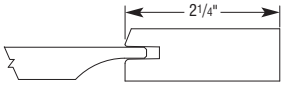

Door Rail/Center Panel Detail

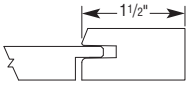

Drawer Top/Bottom Rail/
Center Panel Detail

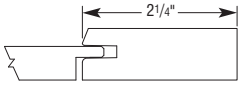

Drawer Side Rail/
Center Panel Detail

Wood Species	Price Column
Alder	1+15%
Cherry	3+15%
Maple	1+15%
Quartersawn Oak	3+15%
Rustic Alder	1+15%
Walnut	5+15%

Outside Profile Selections*

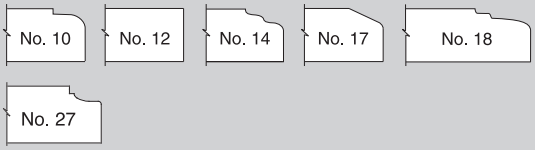

*Profile No. 12 shown

Special Notes

- 5-piece flat center panel drawer front
- Drawer fronts smaller than 5 3/4″ high will have slab front
- Solid reverse raised panel door

Design Notes

- Solid slab drawer front (DFSLB) available. See page G•11.
- Solid slab drawer front top (DFSLBT) available. See page G•12.
- Finial Hinges (IFAB, IFBN, IFMB, IFORB) available on Profile #12 only. See page G•12 for details.

*When Maple painted finishes (Paints, Sherwin-Williams or Brushed Technique) are specified, the center panels of the selected style may be constructed of Medium Density Fiberboard (MDF). MDF provides a smoother finish when painted, and is more resistant to warping, expansion, and contraction.

Kemper Emerge's Door Applications

Kemper Emerge proudly offers multiple finishes and techniques to provide limitless looks for you and your customers.

Finishes

- Stains
- Specialties
- Paints
- Sherwin-Williams® Color Palette
- Brushed Finish
- Ceruse Finish

Sheens

- Standard Sheen
- Matte Sheen Option

Glazes

- Penned Glazes
- Flooded Glazes

Techniques

- Hewn
- Extra Hewn
- Timeworn
- Extra Timeworn

Finishes

Stains

Stained finishes highlight the inherent qualities of genuine wood to create a truly beautiful product. Shadings of white, red, black and even green may be visible. Mineral streaks may also add to the distinctive appearance, reflecting the tree "life history" as it absorbed minerals differently in one region or another. Grain and apparent texture may range from even and consistent to varied and dramatic. The natural variations will be present throughout Kemper Emerge cabinetry, resulting in unique character marking on adjacent cabinets, on pairs of doors, and even within the same panel. These variations will also appear on edges of hardwood doors where solid lumber cores are exposed in certain Kemper Emerge styles (those featuring flush doors and drawer fronts). These unique characteristics of Natural finishes point out that each piece of wood is different; varied effect of finished cabinetry in a complete installation may be different from that represented by a smaller display or finish sample. The variations are broad, and that is where the beauty of wood lies. A stained finish uses both the toner and the wipe stain to achieve the final color. The toner is applied to the door and allowed to dry. A wipe stain is hand-applied to achieve the final color. All standard finishes will exhibit some degree of Natural characteristics.

Specialty Finishes

Alpaca
Developed to introduce a neutral color that works well with a wide variety of complements. The muted green tones were pulled into this finish to allow it to work as an accent color or a stand alone finish. The base color for Alpaca is an off white or creamy colored paint. This finish has a green glaze applied to the total product as a "Flooded Glaze" which allows the glaze to have an effect on the overall color. Some faint rag marks on the surface may be left to simulate the look of 'brush strokes', but no heavy streaks.

Balsamic and Cordial Ombres
A new look to an old style; Kemper Emerge is refreshing the classics by providing the Ombre collection, a duel toned sunburst effect of a golden amber or shadowed ruby, eclipsed by a dark chocolate hue. This finish seamlessly blends the characteristics of the lighter stains with a dark, semi-transparent toner. This is accomplished by a skilled spraying technique of two different toners with a wiped stain to help blend the two colors into one unique finish.
There may be a dark chocolate glazed effect left in some profiles and especially highlighted within the lighter tones of this finish. This will show grain patterns, as well as pick up the lighter and darker tones within the wood itself. The exact placement of the fade transition will vary from one door style to another. The Ombre effect is only applicable on doors, drawer fronts, overlays, authentic ends, inset panel ends, integral ends, and select accessories.

Beachglass
Developed as a naturally worn accent color, complementary to the Kemper Emerge palette, the base color for Beachglass is a turquoise toner with the Toasted Almond glaze applied as a "Flooded Glaze". The glaze will be completely flooded on the product and wiped to leave hang up in profiles as well as allowing rag marks along the surface. This finish is not intended to be cleaned up with mineral, but rather, allowed to look very dirty so the glaze has an effect on the overall color. A brown "spattering" material is also applied to the overall product in varying sizes. This technique should allow for some clustering as well as a few, small blank areas. Inconsistencies should be expected.

Black Canyon
This finish has a black surface finish with a brownish red undercoat. As the product is chemically distressed to achieve its weathered or well worn appearance, the red undercoat will be seen beneath the top Black toner to accentuate the two colors. The complement of the red and black expands the choices within the color palette and allows for a bold risk on a minimal scale. Canyon effect only applicable on doors, drawer fronts, overlays, authentic ends, inset panel ends, integral ends, and select accessories.

Cigar Box
Refined finish. This hue incorporates deep rich reds, oranges and browns with a black glaze that shadows the profiles and helps define the grain and enhance the natural beauty of the wood tones. This multi-tonal finish has added definition with the introduction of speckling to the overall surface of the doors, face frames, accessories and panels. This is a transparent stain with all the depth of fine aged whiskey.

Driftwood
A whisper of cloudy white translucence plays with natural wood tones in Kemper Emerge's Driftwood finish. This color was developed to introduce a neutral color that works well with a wide variety of complements. The black tones were pulled into this finish to allow it to work as an accent color or a stand lone finish, and the base color is an off white or creamy colored transparent toner. Minimal grain and minerals will be visible under the finish, which will allow wood characteristics to have play in the overall look. This finish has a black "flooded" glaze applied to the total product which allows the glaze to have an effect on the overall color creating a veiling effect. Some faint rag marks on the surface may be left to enhance the character of this finish.

Dunes
The beautiful, matte, beach-washed look of Dunes is achieved by overlaying a soft white toner with a warm gray contrasting stain. Though the stain is wiped away, it collects in the profiles of the door style, and depending on the graininess of the wood species selected, catches in the grain on the door surface as well. This semi-translucent finish provides depth and dimension, making it an interesting addition or alternative to paint.

Poppyseed
This finish allows Kemper Emerge to incorporate the natural beauty of raw wood with the realistic hues of stone. This is a semi-transparent slate gray toner that is accented with a dark brown glaze which provides the overall look of a historic stone floor. The finish will show grain patterns, as well as pick up the light and dark tones in the wood color itself. By integrating stone and wood, Kemper Emerge has provided a beautiful complement to the existing finish palette.

Thicket
The layering of dark, cool, gray-brown stain over soft white toner creates an intriguing veil of finish causing Thicket to ride the line between dark and light. Though the stain is wiped away, it collects in the profiles of the door style, and depending on the graininess of the wood species selected, catches in the grain on the door surface as well. This semi-translucent finish showcases wood's natural beauty which allows it to pair handsomely with other stains and paints.

Finishes

Worn Beachglass
Developed as a naturally worn accent color, complementary to the Kemper Emerge palette, the base color for Worn Beachglass is a turquoise toner with the Toasted Almond glaze applied as a "Flooded Glaze". The glaze will be completely flooded on the product and wiped to leave hang up in profiles as well as allowing rag marks along the surface. This finish is not intended to be cleaned up with mineral, but rather, allowed to look very dirty so the glaze has an effect on the overall color. A sand-through process is involved with a chemical wipe down of the toner to create bare wood areas that fade out to simulate natural wear. Most if not all corners should be hit in varying degrees, as well as "hit and miss" inside and outside profiles. A brown "spattering" material is also applied to the overall product in varying sizes. This technique should allow for some clustering as well as a few, small blank areas. Inconsistencies should be expected.

Worn Black
This black finish combines the aged surface of a higher degree of distressing with the appealing imperfections of our Timeworn technique. Worn Black utilizes the same chemical distressing process of Black Canyon but will reveal the underlying wood color only.

Paints

An interactive collection that is hand-picked and in step with today's most popular fashions and emerging trends, Kemper Emerge has a palette of 30 custom hues. This colorful collection is readily available without a color sample request, nor the requirement of a signed door, allowing for order placement and fulfillment within current lead times. You'll find a wealth of popular neutral tones from light to dark, as well as a chart-topping offering of gray pigmentations. Pops of trend-centric colors are also included, allowing the design statement your customer craves. While some colors may remain constant for several selling cycles, you'll find this collection to be carefully curated with colors that are relevant to homes today.

A painted finish is a full color hiding finish. When using a painted finish on a tight grain wood surface, the surface will be smooth and no wood grain should be seen.

Available on Maple, MDF and Quartersawn Oak species with Amaretto Crème, Grey Stone, Meringue, Nougat, Smoked Caviar, and Toasted Almond penned glazes available on Maple only. These penned glaze options are not available on the Caprice door style. Black not available with Smoked Caviar penned glaze.

When Maple painted finishes (Paints, Sherwin-Williams or Brushed Technique) are specified, the center panels of the selected style may be constructed of Medium Density Fiberboard (MDF). MDF provides a smoother finish when painted, and is more resistant to warping, expansion, and contraction.

Please note: Sherwin-Williams paints with the same color name as your cabinetry color name will not be an exact match. When seeking to match your Kemper Emerge cabinetry paint color, have a cabinet door color-matched at a nearby Sherwin-Williams® paint store to reduce the likelihood and/or significance of color variation. Exact color matching is not guaranteed, and MasterBrand Cabinets will not replace cabinetry or refund money due to color discrepancies.

Sherwin-Williams® Color Palette

Kemper Emerge has partnered with Sherwin-Williams to bring thousands of paint color options to our customers in search of the perfect option to suit their vision. The Sherwin-Williams Color Palette offers paint colors found at Sherwin-Williams Paint stores or online at www.sherwin-williams.com. Valid paint options begin with the code SW_ _ _.

This broad palette is available on Maple, MDF and Quartersawn Oak species, and can be paired with Amaretto Crème, Grey Stone, Meringue, Nougat, Smoked Caviar, and Toasted Almond penned glazes on Maple. (Penned glaze options are not available on the Caprice door style. Smoked Caviar penned glaze is not available on Black paint.) An additional 2 week lead time is required for all cabinet orders featuring Sherwin-Williams paint colors.

Please note: Sherwin-Williams paints with the same paint color name as your cabinetry will not be an exact match. When seeking to match your Kemper Emerge cabinetry paint color, have a cabinet door color-matched at a nearby Sherwin-Williams paint store to reduce the likelihood and/or significance of color variation. Exact color matching is not guaranteed, and MasterBrand Cabinets will not replace cabinetry or refund money due to color discrepancies.

When Maple painted finishes (Paints, Sherwin-Williams or Brushed Technique) are specified, the center panels of the selected style may be constructed of Medium Density Fiberboard (MDF). MDF provides a smoother finish when painted, and is more resistant to warping, expansion, and contraction.

One PAINTPEN will come with original order. PAINTPEN-ADD will allow up to 2 additional pens to be ordered with the original order only.

Code	Description	Price Per Pen
PAINTPEN	Paint Pen	Free with Original Order
PAINTPEN-ADD	Paint Pen Additional	$71 per Additional Paint Pen

We highly recommend ordering a sample to see the true color as presented on wood. To order a sample you must:

1. Submit a "Sample Door Order Form", found on www.mbci1touch.com. Please include the Sherwin-Williams finish number (SW_ _ _) along with the door style, species, and profile selection.

2. Upon receiving the "Sample Door Order Form", a sample door in the style, species and profile requested will be produced. One half of the door will be sent to the customer for review and the other half will be retained by Kemper Emerge to verify color match.

Code	Description
CCSMPL	Sherwin-Williams Color Sample

3. The customer will review and approve the door sample. Submit the cabinet order and include the following: "Sherwin-Williams Color Sample Waiver" form (received with the 1/2 CCSMPL from Kemper Emerge), Purchase Order Number (PO#) and Finish Number.

To ensure understanding, we will require completion of the "Sherwin-Williams Color Sample Waiver" form when a sample is not desired (see page V•5).

Brushed Finish

This program allows for flexibility to choose any painted finish or Sherwin-Williams® Color Palette and combine with one of three choices: Brushed Lakeshore, Brushed Nightfall or Brushed Timber, to create a one of a kind look. Available on Maple and MDF species only. The techniques of Extra Hewn, Extra Timeworn, Hewn, or Timeworn are not available in combination with brushed finish.

When Maple painted finishes (Paints, Sherwin-Williams or Brushed Technique) are specified, the center panels of the selected style may be constructed of Medium Density Fiberboard (MDF). MDF provides a smoother finish when painted, and is more resistant to warping, expansion, and contraction.

1. A sample is **required** before purchasing any product in a brushed finish option. A "Sample Door Order Form", found on www.mbci1touch.com, must be submitted. Please include the door style and profile selection.

2. Upon receiving the "Sample Door Order Form", a sample door in the finish, style and profile requested will be produced, labeled, and reference the order number. One half of the door will be sent to the customer for approval and the other half will be retained by Kemper Emerge. After 90 days, a new custom color sample (CCSMPL) is required.

Code	Description
CCSMPL	Brushed Sample

3. The customer will review and approve the door sample. A Brushed Finish Agreement Form is required (received with the 1/2 CCSMPL from Kemper Emerge). Submit the cabinet order and include the following: "Brushed Finish Agreement" Form and Purchase Order Number (PO#).

Brushed Lakeshore
Brushed Lakeshore is a soft gray, toned color applied to the selected base color.

Brushed Nightfall
Brushed Nightfall is a rich, black toned color applied to the selected base color.

Brushed Timber
Brushed Timber is a lush brown toned color applied to the selected base color.

The hand-brushed application is designed to give depth and movement to the base color. Depending on the combination selected, the finished look can range from an aged, weathered appearance to a modern contemporary look. Brushed Lakeshore, Nightfall and Timber are only available on painted finishes on Maple and MDF.

Brushed Finish Application Details

	Front of Door	Back of Door	Face Frame	Ends	Fixed Door on End	Recessed/Raised Panel End	Interior of Open & Glass Door Cabinetry (if matching interior mod is specified)
Brushed Finish	YES	NO	YES	YES	YES	YES	YES

Direction of brush stroke with Brushed Finishes.

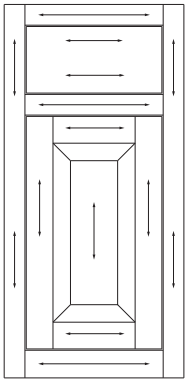

Ceruse Finish

Ceruse, also known as "limed", is a pigmented grain filler that adds contrast against the open pores of the grain of stained Quartersawn Oak wood species. This creates an effect evoking a bygone era of craftsmanship and style that has made a comeback today. Ceruse is available on Buckskin, Morel and Seal in two colorways.

Brindle
The contrasting qualities of white ceruse against stained finishes offer an aesthetic that reads vintage just as easily as modern styling.

Roan
Dark ceruse plays off of stained finishes, lending a moody vibe and a furniture feel that complements any style décor.

Sheens, Glazes and Techniques

Sheens

Kemper Emerge products are enhanced with a predetermined furniture sheen level, complementing the natural beauty of the selected wood and finish combination.

Standard Sheen

Kemper Emerge's standard sheen, non-pigmented top coat accentuates the beauty of a variety of finishes, adding a soft patina to selected wood/finish combinations as well as all painted products.

Matte Sheen Option

The Matte Sheen option is a low sheen, non-pigmented top coat available on all paints and stains except Ceruse finishes. The average degree of sheen is 5°.

Glazes

Kemper Emerge has multiple door style selections that represent many of the trends and fashions found in today's kitchens and baths. Each door style will uniquely change the appearance of your kitchen. For example, a glaze product is not usually favored for door styles that have limited areas on the profile for glazes to hang up. Doors designed with greater detail will have a heavily shadowed appearance due to the increased amount of glaze hang up.

Flooded Glaze

All flooded glazes will have a rustic appearance. This finish technique involves flooding the wood component with the glaze material and then hand-wiping the excess material into and off of the component. The glaze material is not completely wiped from the corners of the door and it is left to accumulate in the corners and along the profiles of the component. The uniqueness of the materials and the process of hand-wiping will cause a variation from door to door and within the same component. Depending on the color of glaze applied, the mineral or natural wood characteristics of the door may become more accentuated.

Penned Glaze

After the product is finished, it is removed from the finish line and transferred to the penned operation. The penned glaze is hand-applied in areas of the door, drawer front, and select mouldings to highlight distinct profiles. Face frames, ends, matching interior, panels, and selected mouldings will not have penned glaze applied. The color on penned glaze is not dependent on the penned glaze to achieve the desired color, therefore the penned glaze is not applied or flooded on the entire part. The moulding and embellishment pieces that do not receive penned glaze do not have profiled areas for the penned glaze to be applied, and will match the base color of the doors.

Techniques

As with normal aging, the distressed areas can vary within individual doors and throughout the entire room. The effect can vary based on the door or drawer front profile and technique selected. Each combination of finish, species and door style will provide a unique look. The areas that are distressed may be enhanced with glazes or specialty finishes, while they may appear more muted with lighter colors, stains and finishes. It is recommended that a sample door and drawer front be ordered to illustrate these unique characteristics. Due to the organic and artistic nature of the hand application of these techniques, Kemper Emerge is not responsible for variability on parts within and among orders that meet specifications.

Timeworn

This light distressing technique features random worm holes, tiny dents and light signs of wear to mimic the appearance of imperfections similar to those found on antiques. The technique will be applied to doors, drawer fronts, face frames, fillers, overlay fillers, valances, solid wood portions of wood tops, turnings, embellishments, integrated end panels, solid wood areas of wood hoods, and mouldings. Plywood cabinet box panels including ends, tops/bottoms, backs, shelves, and accessory panels will NOT get the application. Additional inclusions or exclusions may apply. Not available with the brushed finish technique.

Extra Timeworn

This more aggressive technique includes random rasped corners and edges, worm holes, mars, splits, gouges, small dings and dents for an authentically worn look. The technique will be applied to doors, drawer fronts, overlay fillers, valances, solid wood portions of wood tops, turnings, embellishments, integrated end panels, solid wood areas of wood hoods, and mouldings. Face frames and fillers will receive only Timeworn characteristics. Plywood cabinet box panels including ends, tops/bottoms, backs, shelves, and accessory panels will NOT get the application. Additional inclusions or exclusions may apply. Not available with the brushed finish technique.

Hewn

This subtle technique mimics finish wear that naturally develops over time, and features a continuous but light sand-through along the sharp profiles to highlight the distinctive details of each door and drawer front. Sand-through may vary in thickness around the perimeter of a single door and throughout the kitchen. The technique will be applied to doors, drawer fronts, overlays, mouldings, and embellishments where sharp profiles are applicable. Face frames, panels, straight fillers, and plywood will NOT get the application. Additional inclusions or exclusions may apply. Hewn is not available on Unfinished, Natural, Natural Amaretto Crème Penned, Natural Toasted Almond Penned, Alpaca, Black Canyon, Worn Beachglass, or Worn Black. Not available with the brushed finish technique.

Extra Hewn

This more aggressive technique features burnished sand-through on corners and raised profiles along with sanding on sharp profiles to expose underlying wood for all species and colors in the Kemper Emerge line. Unlike Hewn, Extra Hewn is a RANDOM sand-through technique varying the number of corners and raised profiles receiving burnished sand-through and the sanding of sharp profiles. As with normal aging, the worn edges will vary within individual doors and throughout the entire room. The technique will be applied to doors, drawer fronts, overlays, mouldings, and embellishments where corners and sharp profiles are applicable. Face frames, panels, straight fillers, and plywood will NOT get the application. Additional inclusions or exclusions may apply. Extra Hewn is not available on Unfinished, Natural, Natural Amaretto Crème Penned, Natural Toasted Almond Penned, Alpaca, Black Canyon, Worn Beachglass, or Worn Black. Not available with the brushed finish technique.

Available combinations are Extra Timeworn with Extra Hewn and Timeworn with Hewn.

Stain Finish Process

1. Kemper Emerge's craftspeople carefully inspect each cabinet piece to ensure that the wood is in excellent condition and ready for finish application.
2. Multiple sanding processes prepare selected woods for a quality finish. Sanding steps include shaping, jitter sanding, wide belt sanding, and cross grain sanding.
3. Toner is applied. Toner is a base coat that provides initial color and helps to equalize the surface of the wood.
4. Skilled craftspeople carefully apply the selected stain.
5. The stain is hand-wiped into the wood's surface, highlighting the beauty of the grain patterns.
6.* The wood enters the oven for the first time to seal the stain.
7.* Sealer is applied, ensuring that the toner and stain are locked in, protecting the rich wood tones.
8.* The wood enters the oven for the second time in the finish process, adding greater finish durability.
9. The sealer is sanded to ensure a completely smooth surface for the top coat application.
10. The wood is wiped down with a tack cloth to make sure that the wood surface is exceptionally clean.
11. The wood enters the oven for the third time in the finish process, adding greater finish durability.
12. After the third surface preparation, the final protective top coat of catalyzed conversion varnish is applied.
13. Finally, the piece is ready for the last step in the finish process, where it travels through the oven for the fourth time, ensuring years of carefree beauty.

An unfinished door receives the normal white wood sanding process, but is re-sanded in the field just prior to finish application. Kemper Emerge does not warranty finish on cabinets that have been finished by an outside source.

*Does not apply for natural finish.

Door Style & Finish Availability Chart

		Standard Sheen	Matte Sheen Option†	Upcharge	Alder Door Styles	Cherry Door Styles	Maple Door Styles ✍[1]	NEW MDF Door Styles ✍[1]	Quartersawn Oak Door Styles ✍[1]	Rustic Alder Door Styles ✍[2]	NEW Walnut Door Styles
Stains	Boardwalk	15°	5°	0%	✓^	✓^	✓^		✓	✓^	✓^
	Boulder	15°	5°	0%	✓^	✓^	✓^		✓	✓^	✓^
	Buckskin	15°	5°	0%	✓^	✓^	✓^		✓	✓^	✓^
	Cattail	15°	5°	0%	✓^	✓^	✓^		✓	✓^	✓^
	Chocolate	15°	5°	0%	✓^	✓^	✓^		✓	✓^	✓^
	Colt NEW	15°	5°	0%	✓^	✓^	✓^		✓	✓^	✓^
	Havana	15°	5°	0%	✓^	✓^	✓^		✓	✓^	✓^
	Henna	15°	5°	0%	✓^	✓^	✓^		✓	✓^	✓^
	Marsala	35°	5°	0%	✓^	✓^				✓^	✓^
	Morel	15°	5°	0%	✓^	✓^	✓^		✓	✓^	✓^
	Mustang	35°	5°	0%	✓^	✓^				✓^	✓^
	Natural	35°	5°	0%	✓^	✓^	✓^		✓	✓^	✓^
	Rodeo	15°	5°	0%	✓^	✓^	✓^		✓	✓^	✓^
	Sahara	15°	5°	0%	✓^	✓^	✓^		✓	✓^	✓^
	Sandpiper	35°	5°	0%	✓^	✓^	✓^		✓	✓^	✓^
	Seal	15°	5°	0%	✓^	✓^			✓	✓^	✓^
	Single Malt	35°	5°	0%	✓^	✓^	✓^		✓	✓^	✓^
	Stout	35°	5°	0%	✓^	✓^	✓^		✓	✓^	✓^
	Thatch	15°	5°	0%	✓^	✓^	✓^		✓	✓^	✓^
	Tundra	15°	5°	0%	✓^	✓^	✓^		✓	✓^	✓^
	Unfinished			0%	✓	✓	✓		✓	✓	✓
Flooded Glazes	Marsala Amaretto Crème	35°	5°	12%	✓	✓			✓	✓	✓
	Natural Toasted Almond	35°	5°	12%	✓	✓	✓			✓	✓
	Ruddy Toasted Almond	35°	5°	12%	✓	✓				✓	✓
	Rye Amaretto Crème	35°	5°	12%		✓					✓
	Rye Toasted Almond	35°	5°	12%	✓	✓	✓		✓	✓	✓
	Sandpiper Amaretto Crème	35°	5°	12%	✓	✓				✓	✓
Paints	Paints***	15°	5°	12%			✓*	✓	✓		
Sherwin-Williams® Color	Sherwin-Williams® Color Palette NEW	15°	5°	15%			✓*	✓	✓		
Specialties	Alpaca	15°	5°	12%			✓		✓		✓
	Balsamic Ombre	15°	5°	12%	✓	✓				✓	✓
	Beachglass	15°	5°	12%			✓		✓		
	Black Canyon	15°	5°	12%			✓**				
	Cigar Box	15°	5°	12%	✓	✓			✓	✓	✓
	Cordial Ombre	15°	5°	12%	✓	✓				✓	✓
	Driftwood	15°	5°	15%	✓	✓	✓		✓	✓	✓
	Dunes NEW	5°		15%	✓	✓			✓	✓	✓
	Poppyseed	15°	5°	15%			✓^				✓^
	Thicket NEW	5°		15%	✓	✓			✓	✓	✓
	Worn Beachglass	15°	5°	12%			✓		✓		
	Worn Black	15°	5°	12%			✓**				
Cerused Finishes	Buckskin Brindle	5°		12%					✓		✓
	Buckskin Roan	5°		12%					✓		✓
	Morel Brindle	5°		12%					✓		✓
	Morel Roan	5°		12%					✓		✓
	Seal Brindle	5°		12%					✓		✓
	Seal Roan	5°		12%					✓		✓

For Finish Descriptions and availability details, see pages E•1 through E•4.

***Available with Amaretto Crème, Grey Stone, Meringue, Nougat, Smoked Caviar, and Toasted Almond penned glazes at an additional 15% upcharge. These highlight options are not available on the Caprice door style.**

****Not available on Caprice.**

*****Smoked Caviar penned glaze not available with Black.**

†All 5° matte sheens are available as a no charge option.

^Available with Amaretto Crème or Toasted Almond penned glaze at an additional 12% upcharge. These highlight options are not available on the Caprice door style.

✍[1] Signed finish agreement required, see page V•6.

✍[2] Signed Rustic Alder agreement required, see page V•7.

		Standard Sheen	Matte Sheen Option†	Upcharge	Alder Door Styles	Cherry Door Styles	Maple Door Styles ✍1	NEW MDF Door Styles ✍1	Quartersawn Oak Door Styles ✍1	Rustic Alder Door Styles ✍2	NEW Walnut Door Styles
Techniques	Hewn**			5%	✓	✓	✓		✓	✓	✓
	Extra Hewn**			5%	✓	✓	✓		✓	✓	✓
	Timeworn**			5%	✓	✓	✓		✓	✓	✓
	Extra Timeworn**			5%	✓	✓	✓		✓	✓	✓
Paints	Abyss	15°	5°	12%			✓*	✓	✓		
	Agreeable Gray	15°	5°	12%			✓*	✓	✓		
	Black***	15°	5°	12%			✓*	✓	✓		
	Cloud	15°	5°	12%			✓*	✓	✓		
	Coastal Plain	15°	5°	12%			✓*	✓	✓		
	Coconut	15°	5°	12%			✓*	✓	✓		
	Distance	15°	5°	12%			✓*	✓	✓		
	Dover	15°	5°	12%			✓*	✓	✓		
	Egret	15°	5°	12%			✓*	✓	✓		
	Escape Gray	15°	5°	12%			✓*	✓	✓		
	Forest Floor	15°	5°	12%			✓*	✓	✓		
	Foxhall Green NEW	15°	5°	12%			✓*	✓	✓		
	Icy Avalanche	15°	5°	12%			✓*	✓	✓		
	Interesting Aqua	15°	5°	12%			✓*	✓	✓		
	Juniper Berry	15°	5°	12%			✓*	✓	✓		
	Lambswool	15°	5°	12%			✓*	✓	✓		
	Limestone	15°	5°	12%			✓*	✓	✓		
	Living Greige	15°	5°	12%			✓*	✓	✓		
	Maritime	15°	5°	12%			✓*	✓	✓		
	Mindful Gray	15°	5°	12%			✓*	✓	✓		
	Moonstone	15°	5°	12%			✓*	✓	✓		
	Naval	15°	5°	12%			✓*	✓	✓		
	North Star	15°	5°	12%			✓*	✓	✓		
	Peppercorn	15°	5°	12%			✓*	✓	✓		
	Retreat	15°	5°	12%			✓*	✓	✓		
	Sea Salt	15°	5°	12%			✓*	✓	✓		
	Seaside	15°	5°	12%			✓*	✓	✓		
	Serious Gray NEW	15°	5°	12%			✓*	✓	✓		
	Sterling White	15°	5°	12%			✓*	✓	✓		
	White	15°	5°	12%			✓*	✓	✓		
Sherwin-Williams® Color	Sherwin-Williams® Color Palette NEW	15°	5°	15%			✓*	✓	✓		
Brushed Finishes	Brushed Lakeshore	15°	5°	20%			✓	✓			
	Brushed Nightfall	15°	5°	20%			✓	✓			
	Brushed Timber	15°	5°	20%			✓	✓			

For Finish Descriptions and availability details, see pages E•1 through E•4.
Signed Finish Agreement forms required for Paints and Brushed Finishes. Sample door sign off required for Brushed Finishes. See page V•6.
Brushed Finishes must be ordered along with a painted finish as the base color. Example: Coconut (12%) plus Brushed Nightfall (20%).
***Available with Amaretto Crème, Grey Stone, Meringue, Nougat, Smoked Caviar, and Toasted Almond penned glazes at an additional 15% upcharge. These highlight options are not available on the Caprice door style.**
****Not available on Caprice.**
*****Smoked Caviar penned glaze not available with Black.**
†All 5° matte sheens are available as a no charge option.
✍1 Signed finish agreement required, see page V•6.
✍2 Signed Rustic Alder agreement required, see page V•7.

Finish Accessories

FINISH / GLAZE NAME	Toner	Stain	Glaze	Paint	Glaze Pen	Spray Can*	Touch-up Kit
Stains							
Boardwalk	(1) TONERQUART	(1) STAINQUART				(1) SSC15**	(1) TUK
Boardwalk Amaretto Crème	(1) TONERQUART	(1) STAINQUART			(1) GLAZEPEN	(1) SSC15**	(1) TUK
Boardwalk Toasted Almond	(1) TONERQUART	(1) STAINQUART			(1) GLAZEPEN	(1) SSC15**	(1) TUK
Boulder	(1) TONERQUART	(1) STAINQUART				(1) SSC15**	(1) TUK
Boulder Amaretto Crème	(1) TONERQUART	(1) STAINQUART			(1) GLAZEPEN	(1) SSC15**	(1) TUK
Boulder Toasted Almond	(1) TONERQUART	(1) STAINQUART			(1) GLAZEPEN	(1) SSC15**	(1) TUK
Buckskin	(1) TONERQUART	(1) STAINQUART				(1) SSC15**	(1) TUK
Buckskin Amaretto Crème	(1) TONERQUART	(1) STAINQUART			(1) GLAZEPEN	(1) SSC15**	(1) TUK
Buckskin Toasted Almond	(1) TONERQUART	(1) STAINQUART			(1) GLAZEPEN	(1) SSC15**	(1) TUK
Cattail	(1) TONERQUART	(1) STAINQUART				(1) SSC15**	(1) TUK
Cattail Amaretto Crème	(1) TONERQUART	(1) STAINQUART			(1) GLAZEPEN	(1) SSC15**	(1) TUK
Cattail Toasted Almond	(1) TONERQUART	(1) STAINQUART			(1) GLAZEPEN	(1) SSC15**	(1) TUK
Chocolate	(1) TONERQUART	(1) STAINQUART				(1) SSC15**	(1) TUK
Chocolate Amaretto Crème	(1) TONERQUART	(1) STAINQUART			(1) GLAZEPEN	(1) SSC15**	(1) TUK
Chocolate Toasted Almond	(1) TONERQUART	(1) STAINQUART			(1) GLAZEPEN	(1) SSC15**	(1) TUK
Colt	(1) TONERQUART	(1) STAINQUART				(1) SSC15**	(1) TUK
Colt Amaretto Crème	(1) TONERQUART	(1) STAINQUART			(1) GLAZEPEN	(1) SSC15**	(1) TUK
Colt Toasted Almond	(1) TONERQUART	(1) STAINQUART			(1) GLAZEPEN	(1) SSC15**	(1) TUK
Havana	(1) TONERQUART	(1) STAINQUART				(1) SSC15**	(1) TUK
Havana Amaretto Crème	(1) TONERQUART	(1) STAINQUART			(1) GLAZEPEN	(1) SSC15**	(1) TUK
Havana Toasted Almond	(1) TONERQUART	(1) STAINQUART			(1) GLAZEPEN	(1) SSC15**	(1) TUK
Henna	(1) TONERQUART	(1) STAINQUART				(1) SSC15**	(1) TUK
Henna Amaretto Crème	(1) TONERQUART	(1) STAINQUART			(1) GLAZEPEN	(1) SSC15**	(1) TUK
Henna Toasted Almond	(1) TONERQUART	(1) STAINQUART			(1) GLAZEPEN	(1) SSC15**	(1) TUK
Marsala	(1) TONERQUART	(1) STAINQUART				(1) SSC35**	(1) TUK
Marsala Amaretto Crème	(1) TONERQUART	(1) STAINQUART			(1) GLAZEPEN	(1) SSC35**	(1) TUK
Marsala Toasted Almond	(1) TONERQUART	(1) STAINQUART			(1) GLAZEPEN	(1) SSC35**	(1) TUK
Morel	(1) TONERQUART	(1) STAINQUART				(1) SSC15**	(1) TUK
Morel Amaretto Crème	(1) TONERQUART	(1) STAINQUART			(1) GLAZEPEN	(1) SSC15**	(1) TUK
Morel Toasted Almond	(1) TONERQUART	(1) STAINQUART			(1) GLAZEPEN	(1) SSC15**	(1) TUK
Mustang	(1) TONERQUART	(1) STAINQUART				(1) SSC35**	(1) TUK
Mustang Amaretto Crème	(1) TONERQUART	(1) STAINQUART			(1) GLAZEPEN	(1) SSC35**	(1) TUK
Mustang Toasted Almond	(1) TONERQUART	(1) STAINQUART			(1) GLAZEPEN	(1) SSC35**	(1) TUK
Natural						(1) SSC35**	(1) TUK
Natural Amaretto Crème					(1) GLAZEPEN	(1) SSC35**	(1) TUK
Natural Toasted Almond					(1) GLAZEPEN	(1) SSC35**	(1) TUK
Rodeo	(1) TONERQUART	(1) STAINQUART				(1) SSC15**	(1) TUK
Rodeo Amaretto Crème	(1) TONERQUART	(1) STAINQUART			(1) GLAZEPEN	(1) SSC15**	(1) TUK
Rodeo Toasted Almond	(1) TONERQUART	(1) STAINQUART			(1) GLAZEPEN	(1) SSC15**	(1) TUK
Sahara	(1) TONERQUART	(1) STAINQUART				(1) SSC15**	(1) TUK
Sahara Amaretto Crème	(1) TONERQUART	(1) STAINQUART			(1) GLAZEPEN	(1) SSC15**	(1) TUK
Sahara Toasted Almond	(1) TONERQUART	(1) STAINQUART			(1) GLAZEPEN	(1) SSC15**	(1) TUK
Sandpiper		(1) STAINQUART				(1) SSC35**	(1) TUK
Sandpiper Amaretto Crème		(1) STAINQUART			(1) GLAZEPEN	(1) SSC35**	(1) TUK
Sandpiper Toasted Almond		(1) STAINQUART			(1) GLAZEPEN	(1) SSC35**	(1) TUK
Seal	(1) TONERQUART	(1) STAINQUART				(1) SSC15**	(1) TUK
Seal Amaretto Crème	(1) TONERQUART	(1) STAINQUART			(1) GLAZEPEN	(1) SSC15**	(1) TUK
Seal Toasted Almond	(1) TONERQUART	(1) STAINQUART			(1) GLAZEPEN	(1) SSC15**	(1) TUK
Single Malt	(1) TONERQUART	(1) STAINQUART				(1) SSC35**	(1) TUK
Single Malt Amaretto Crème	(1) TONERQUART	(1) STAINQUART			(1) GLAZEPEN	(1) SSC35**	(1) TUK
Single Malt Toasted Almond	(1) TONERQUART	(1) STAINQUART			(1) GLAZEPEN	(1) SSC35**	(1) TUK
Stout	(1) TONERQUART	(1) STAINQUART				(1) SSC35**	(1) TUK
Stout Amaretto Crème	(1) TONERQUART	(1) STAINQUART			(1) GLAZEPEN	(1) SSC35**	(1) TUK
Stout Toasted Almond	(1) TONERQUART	(1) STAINQUART			(1) GLAZEPEN	(1) SSC35**	(1) TUK
Thatch	(1) TONERQUART	(1) STAINQUART				(1) SSC15**	(1) TUK
Thatch Amaretto Crème	(1) TONERQUART	(1) STAINQUART			(1) GLAZEPEN	(1) SSC15**	(1) TUK
Thatch Toasted Almond	(1) TONERQUART	(1) STAINQUART			(1) GLAZEPEN	(1) SSC15**	(1) TUK
Tundra	(1) TONERQUART	(1) STAINQUART				(1) SSC15**	(1) TUK
Tundra Amaretto Crème	(1) TONERQUART	(1) STAINQUART			(1) GLAZEPEN	(1) SSC15**	(1) TUK
Tundra Toasted Almond	(1) TONERQUART	(1) STAINQUART			(1) GLAZEPEN	(1) SSC15**	(1) TUK

*Spray Can accessory is a clear coat material.
**If matte sheen option is selected, then spray can code SSC5 will need to be selected instead of the spray can code listed in chart.

FINISH / GLAZE NAME	Toner	Stain	Glaze	Paint	Glaze Pen	Spray Can*	Touch-up Kit
Flooded Glazes							
Marsala Amaretto Crème	(1) TONERQUART		(1) GLAZEQUART			(1) SSC35**	(1) TUK
Natural Toasted Almond	(1) TONERQUART		(1) GLAZEQUART			(1) SSC35**	(1) TUK
Ruddy Toasted Almond	(1) TONERQUART		(1) GLAZEQUART			(1) SSC35**	(1) TUK
Rye Amaretto Crème	(1) TONERQUART		(1) GLAZEQUART			(1) SSC35**	(1) TUK
Rye Toasted Almond	(1) TONERQUART		(1) GLAZEQUART			(1) SSC35**	(1) TUK
Sandpiper Amaretto Crème	(1) TONERQUART		(1) GLAZEQUART			(1) SSC35**	(1) TUK
Paints							
Abyss				(1) PAINTQUART		(1) SSC15**	(1) TUK
Abyss Amaretto Crème				(1) PAINTQUART	(1) GLAZEPEN	(1) SSC15**	(1) TUK
Abyss Grey Stone				(1) PAINTQUART	(1) GLAZEPEN	(1) SSC15**	(1) TUK
Abyss Meringue				(1) PAINTQUART	(1) GLAZEPEN	(1) SSC15**	(1) TUK
Abyss Nougat				(1) PAINTQUART	(1) GLAZEPEN	(1) SSC15**	(1) TUK
Abyss Smoked Caviar				(1) PAINTQUART	(1) GLAZEPEN	(1) SSC15**	(1) TUK
Abyss Toasted Almond				(1) PAINTQUART	(1) GLAZEPEN	(1) SSC15**	(1) TUK
Agreeable Gray				(1) PAINTQUART		(1) SSC15**	(1) TUK
Agreeable Gray Amaretto Crème				(1) PAINTQUART	(1) GLAZEPEN	(1) SSC15**	(1) TUK
Agreeable Gray Grey Stone				(1) PAINTQUART	(1) GLAZEPEN	(1) SSC15**	(1) TUK
Agreeable Gray Meringue				(1) PAINTQUART	(1) GLAZEPEN	(1) SSC15**	(1) TUK
Agreeable Gray Nougat				(1) PAINTQUART	(1) GLAZEPEN	(1) SSC15**	(1) TUK
Agreeable Gray Smoked Caviar				(1) PAINTQUART	(1) GLAZEPEN	(1) SSC15**	(1) TUK
Agreeable Gray Toasted Almond				(1) PAINTQUART	(1) GLAZEPEN	(1) SSC15**	(1) TUK
Black	(1) TONERQUART					(1) SSC15**	(1) TUK
Black Amaretto Crème	(1) TONERQUART				(1) GLAZEPEN	(1) SSC15**	(1) TUK
Black Grey Stone	(1) TONERQUART				(1) GLAZEPEN	(1) SSC15**	(1) TUK
Black Meringue	(1) TONERQUART				(1) GLAZEPEN	(1) SSC15**	(1) TUK
Black Nougat	(1) TONERQUART				(1) GLAZEPEN	(1) SSC15**	(1) TUK
Black Toasted Almond	(1) TONERQUART				(1) GLAZEPEN	(1) SSC15**	(1) TUK
Cloud				(1) PAINTQUART		(1) SSC15**	(1) TUK
Cloud Amaretto Crème				(1) PAINTQUART	(1) GLAZEPEN	(1) SSC15**	(1) TUK
Cloud Grey Stone				(1) PAINTQUART	(1) GLAZEPEN	(1) SSC15**	(1) TUK
Cloud Meringue				(1) PAINTQUART	(1) GLAZEPEN	(1) SSC15**	(1) TUK
Cloud Nougat				(1) PAINTQUART	(1) GLAZEPEN	(1) SSC15**	(1) TUK
Cloud Smoked Caviar				(1) PAINTQUART	(1) GLAZEPEN	(1) SSC15**	(1) TUK
Cloud Toasted Almond				(1) PAINTQUART	(1) GLAZEPEN	(1) SSC15**	(1) TUK
Coastal Plain				(1) PAINTQUART		(1) SSC15**	(1) TUK
Coastal Plain Amaretto Crème				(1) PAINTQUART	(1) GLAZEPEN	(1) SSC15**	(1) TUK
Coastal Plain Grey Stone				(1) PAINTQUART	(1) GLAZEPEN	(1) SSC15**	(1) TUK
Coastal Plain Meringue				(1) PAINTQUART	(1) GLAZEPEN	(1) SSC15**	(1) TUK
Coastal Plain Nougat				(1) PAINTQUART	(1) GLAZEPEN	(1) SSC15**	(1) TUK
Coastal Plain Smoked Caviar				(1) PAINTQUART	(1) GLAZEPEN	(1) SSC15**	(1) TUK
Coastal Plain Toasted Almond				(1) PAINTQUART	(1) GLAZEPEN	(1) SSC15**	(1) TUK
Coconut				(1) PAINTQUART		(1) SSC15**	(1) TUK
Coconut Amaretto Crème				(1) PAINTQUART	(1) GLAZEPEN	(1) SSC15**	(1) TUK
Coconut Grey Stone				(1) PAINTQUART	(1) GLAZEPEN	(1) SSC15**	(1) TUK
Coconut Meringue				(1) PAINTQUART	(1) GLAZEPEN	(1) SSC15**	(1) TUK
Coconut Nougat				(1) PAINTQUART	(1) GLAZEPEN	(1) SSC15**	(1) TUK
Coconut Smoked Caviar				(1) PAINTQUART	(1) GLAZEPEN	(1) SSC15**	(1) TUK
Coconut Toasted Almond				(1) PAINTQUART	(1) GLAZEPEN	(1) SSC15**	(1) TUK
Distance				(1) PAINTQUART		(1) SSC15**	(1) TUK
Distance Amaretto Crème				(1) PAINTQUART	(1) GLAZEPEN	(1) SSC15**	(1) TUK
Distance Grey Stone				(1) PAINTQUART	(1) GLAZEPEN	(1) SSC15**	(1) TUK
Distance Meringue				(1) PAINTQUART	(1) GLAZEPEN	(1) SSC15**	(1) TUK
Distance Nougat				(1) PAINTQUART	(1) GLAZEPEN	(1) SSC15**	(1) TUK
Distance Smoked Caviar				(1) PAINTQUART	(1) GLAZEPEN	(1) SSC15**	(1) TUK
Distance Toasted Almond				(1) PAINTQUART	(1) GLAZEPEN	(1) SSC15**	(1) TUK
Dover				(1) PAINTQUART		(1) SSC15**	(1) TUK
Dover Amaretto Crème				(1) PAINTQUART	(1) GLAZEPEN	(1) SSC15**	(1) TUK
Dover Grey Stone				(1) PAINTQUART	(1) GLAZEPEN	(1) SSC15**	(1) TUK
Dover Meringue				(1) PAINTQUART	(1) GLAZEPEN	(1) SSC15**	(1) TUK
Dover Nougat				(1) PAINTQUART	(1) GLAZEPEN	(1) SSC15**	(1) TUK
Dover Smoked Caviar				(1) PAINTQUART	(1) GLAZEPEN	(1) SSC15**	(1) TUK
Dover Toasted Almond				(1) PAINTQUART	(1) GLAZEPEN	(1) SSC15**	(1) TUK

*Spray Can accessory is a clear coat material.
**If matte sheen option is selected, then spray can code SSC5 will need to be selected instead of the spray can code listed in chart.

Finish Accessories

FINISH / GLAZE NAME	Toner	Stain	Glaze	Paint	Glaze Pen	Spray Can*	Touch-up Kit
Egret				(1) PAINTQUART		(1) SSC15**	(1) TUK
Egret Amaretto Crème				(1) PAINTQUART	(1) GLAZEPEN	(1) SSC15**	(1) TUK
Egret Grey Stone				(1) PAINTQUART	(1) GLAZEPEN	(1) SSC15**	(1) TUK
Egret Meringue				(1) PAINTQUART	(1) GLAZEPEN	(1) SSC15**	(1) TUK
Egret Nougat				(1) PAINTQUART	(1) GLAZEPEN	(1) SSC15**	(1) TUK
Egret Smoked Caviar				(1) PAINTQUART	(1) GLAZEPEN	(1) SSC15**	(1) TUK
Egret Toasted Almond				(1) PAINTQUART	(1) GLAZEPEN	(1) SSC15**	(1) TUK
Escape Gray				(1) PAINTQUART		(1) SSC15**	(1) TUK
Escape Gray Amaretto Crème				(1) PAINTQUART	(1) GLAZEPEN	(1) SSC15**	(1) TUK
Escape Gray Grey Stone				(1) PAINTQUART	(1) GLAZEPEN	(1) SSC15**	(1) TUK
Escape Gray Meringue				(1) PAINTQUART	(1) GLAZEPEN	(1) SSC15**	(1) TUK
Escape Gray Nougat				(1) PAINTQUART	(1) GLAZEPEN	(1) SSC15**	(1) TUK
Escape Gray Smoked Caviar				(1) PAINTQUART	(1) GLAZEPEN	(1) SSC15**	(1) TUK
Escape Gray Toasted Almond				(1) PAINTQUART	(1) GLAZEPEN	(1) SSC15**	(1) TUK
Forest Floor				(1) PAINTQUART		(1) SSC15**	(1) TUK
Forest Floor Amaretto Crème				(1) PAINTQUART	(1) GLAZEPEN	(1) SSC15**	(1) TUK
Forest Floor Grey Stone				(1) PAINTQUART	(1) GLAZEPEN	(1) SSC15**	(1) TUK
Forest Floor Meringue				(1) PAINTQUART	(1) GLAZEPEN	(1) SSC15**	(1) TUK
Forest Floor Nougat				(1) PAINTQUART	(1) GLAZEPEN	(1) SSC15**	(1) TUK
Forest Floor Smoked Caviar				(1) PAINTQUART	(1) GLAZEPEN	(1) SSC15**	(1) TUK
Forest Floor Toasted Almond				(1) PAINTQUART	(1) GLAZEPEN	(1) SSC15**	(1) TUK
Foxhall Green				(1) PAINTQUART		(1) SSC15**	(1) TUK
Foxhall Green Amaretto Crème				(1) PAINTQUART	(1) GLAZEPEN	(1) SSC15**	(1) TUK
Foxhall Green Grey Stone				(1) PAINTQUART	(1) GLAZEPEN	(1) SSC15**	(1) TUK
Foxhall Green Meringue				(1) PAINTQUART	(1) GLAZEPEN	(1) SSC15**	(1) TUK
Foxhall Green Nougat				(1) PAINTQUART	(1) GLAZEPEN	(1) SSC15**	(1) TUK
Foxhall Green Smoked Caviar				(1) PAINTQUART	(1) GLAZEPEN	(1) SSC15**	(1) TUK
Foxhall Green Toasted Almond				(1) PAINTQUART	(1) GLAZEPEN	(1) SSC15**	(1) TUK
Icy Avalanche				(1) PAINTQUART		(1) SSC15**	(1) TUK
Icy Avalanche Amaretto Crème				(1) PAINTQUART	(1) GLAZEPEN	(1) SSC15**	(1) TUK
Icy Avalanche Grey Stone				(1) PAINTQUART	(1) GLAZEPEN	(1) SSC15**	(1) TUK
Icy Avalanche Meringue				(1) PAINTQUART	(1) GLAZEPEN	(1) SSC15**	(1) TUK
Icy Avalanche Nougat				(1) PAINTQUART	(1) GLAZEPEN	(1) SSC15**	(1) TUK
Icy Avalanche Smoked Caviar				(1) PAINTQUART	(1) GLAZEPEN	(1) SSC15**	(1) TUK
Icy Avalanche Toasted Almond				(1) PAINTQUART	(1) GLAZEPEN	(1) SSC15**	(1) TUK
Interesting Aqua				(1) PAINTQUART		(1) SSC15**	(1) TUK
Interesting Aqua Amaretto Crème				(1) PAINTQUART	(1) GLAZEPEN	(1) SSC15**	(1) TUK
Interesting Aqua Grey Stone				(1) PAINTQUART	(1) GLAZEPEN	(1) SSC15**	(1) TUK
Interesting Aqua Meringue				(1) PAINTQUART	(1) GLAZEPEN	(1) SSC15**	(1) TUK
Interesting Aqua Nougat				(1) PAINTQUART	(1) GLAZEPEN	(1) SSC15**	(1) TUK
Interesting Aqua Smoked Caviar				(1) PAINTQUART	(1) GLAZEPEN	(1) SSC15**	(1) TUK
Interesting Aqua Toasted Almond				(1) PAINTQUART	(1) GLAZEPEN	(1) SSC15**	(1) TUK
Juniper Berry				(1) PAINTQUART		(1) SSC15**	(1) TUK
Juniper Berry Amaretto Crème				(1) PAINTQUART	(1) GLAZEPEN	(1) SSC15**	(1) TUK
Juniper Berry Grey Stone				(1) PAINTQUART	(1) GLAZEPEN	(1) SSC15**	(1) TUK
Juniper Berry Meringue				(1) PAINTQUART	(1) GLAZEPEN	(1) SSC15**	(1) TUK
Juniper Berry Nougat				(1) PAINTQUART	(1) GLAZEPEN	(1) SSC15**	(1) TUK
Juniper Berry Smoked Caviar				(1) PAINTQUART	(1) GLAZEPEN	(1) SSC15**	(1) TUK
Juniper Berry Toasted Almond				(1) PAINTQUART	(1) GLAZEPEN	(1) SSC15**	(1) TUK
Lambswool				(1) PAINTQUART		(1) SSC15**	(1) TUK
Lambswool Amaretto Crème				(1) PAINTQUART	(1) GLAZEPEN	(1) SSC15**	(1) TUK
Lambswool Grey Stone				(1) PAINTQUART	(1) GLAZEPEN	(1) SSC15**	(1) TUK
Lambswool Meringue				(1) PAINTQUART	(1) GLAZEPEN	(1) SSC15**	(1) TUK
Lambswool Nougat				(1) PAINTQUART	(1) GLAZEPEN	(1) SSC15**	(1) TUK
Lambswool Smoked Caviar				(1) PAINTQUART	(1) GLAZEPEN	(1) SSC15**	(1) TUK
Lambswool Toasted Almond				(1) PAINTQUART	(1) GLAZEPEN	(1) SSC15**	(1) TUK
Limestone				(1) PAINTQUART		(1) SSC15**	(1) TUK
Limestone Amaretto Crème				(1) PAINTQUART	(1) GLAZEPEN	(1) SSC15**	(1) TUK
Limestone Grey Stone				(1) PAINTQUART	(1) GLAZEPEN	(1) SSC15**	(1) TUK
Limestone Meringue				(1) PAINTQUART	(1) GLAZEPEN	(1) SSC15**	(1) TUK
Limestone Nougat				(1) PAINTQUART	(1) GLAZEPEN	(1) SSC15**	(1) TUK
Limestone Smoked Caviar				(1) PAINTQUART	(1) GLAZEPEN	(1) SSC15**	(1) TUK
Limestone Toasted Almond				(1) PAINTQUART	(1) GLAZEPEN	(1) SSC15**	(1) TUK

*Spray Can accessory is a clear coat material.
**If matte sheen option is selected, then spray can code SSC5 will need to be selected instead of the spray can code listed in chart.

FINISH / GLAZE NAME	Toner	Stain	Glaze	Paint	Glaze Pen	Spray Can*	Touch-up Kit
Living Greige				(1) PAINTQUART		(1) SSC15**	(1) TUK
Living Greige Amaretto Crème				(1) PAINTQUART	(1) GLAZEPEN	(1) SSC15**	(1) TUK
Living Greige Grey Stone				(1) PAINTQUART	(1) GLAZEPEN	(1) SSC15**	(1) TUK
Living Greige Meringue				(1) PAINTQUART	(1) GLAZEPEN	(1) SSC15**	(1) TUK
Living Greige Nougat				(1) PAINTQUART	(1) GLAZEPEN	(1) SSC15**	(1) TUK
Living Greige Smoked Caviar				(1) PAINTQUART	(1) GLAZEPEN	(1) SSC15**	(1) TUK
Living Greige Toasted Almond				(1) PAINTQUART	(1) GLAZEPEN	(1) SSC15**	(1) TUK
Maritime				(1) PAINTQUART		(1) SSC15**	(1) TUK
Maritime Amaretto Crème				(1) PAINTQUART	(1) GLAZEPEN	(1) SSC15**	(1) TUK
Maritime Grey Stone				(1) PAINTQUART	(1) GLAZEPEN	(1) SSC15**	(1) TUK
Maritime Meringue				(1) PAINTQUART	(1) GLAZEPEN	(1) SSC15**	(1) TUK
Maritime Nougat				(1) PAINTQUART	(1) GLAZEPEN	(1) SSC15**	(1) TUK
Maritime Smoked Caviar				(1) PAINTQUART	(1) GLAZEPEN	(1) SSC15**	(1) TUK
Maritime Toasted Almond				(1) PAINTQUART	(1) GLAZEPEN	(1) SSC15**	(1) TUK
Mindful Gray				(1) PAINTQUART		(1) SSC15**	(1) TUK
Mindful Gray Amaretto Crème				(1) PAINTQUART	(1) GLAZEPEN	(1) SSC15**	(1) TUK
Mindful Gray Grey Stone				(1) PAINTQUART	(1) GLAZEPEN	(1) SSC15**	(1) TUK
Mindful Gray Meringue				(1) PAINTQUART	(1) GLAZEPEN	(1) SSC15**	(1) TUK
Mindful Gray Nougat				(1) PAINTQUART	(1) GLAZEPEN	(1) SSC15**	(1) TUK
Mindful Gray Smoked Caviar				(1) PAINTQUART	(1) GLAZEPEN	(1) SSC15**	(1) TUK
Mindful Gray Toasted Almond				(1) PAINTQUART	(1) GLAZEPEN	(1) SSC15**	(1) TUK
Moonstone				(1) PAINTQUART		(1) SSC15**	(1) TUK
Moonstone Amaretto Crème				(1) PAINTQUART	(1) GLAZEPEN	(1) SSC15**	(1) TUK
Moonstone Grey Stone				(1) PAINTQUART	(1) GLAZEPEN	(1) SSC15**	(1) TUK
Moonstone Meringue				(1) PAINTQUART	(1) GLAZEPEN	(1) SSC15**	(1) TUK
Moonstone Nougat				(1) PAINTQUART	(1) GLAZEPEN	(1) SSC15**	(1) TUK
Moonstone Smoked Caviar				(1) PAINTQUART	(1) GLAZEPEN	(1) SSC15**	(1) TUK
Moonstone Toasted Almond				(1) PAINTQUART	(1) GLAZEPEN	(1) SSC15**	(1) TUK
Naval				(1) PAINTQUART		(1) SSC15**	(1) TUK
Naval Amaretto Crème				(1) PAINTQUART	(1) GLAZEPEN	(1) SSC15**	(1) TUK
Naval Grey Stone				(1) PAINTQUART	(1) GLAZEPEN	(1) SSC15**	(1) TUK
Naval Meringue				(1) PAINTQUART	(1) GLAZEPEN	(1) SSC15**	(1) TUK
Naval Nougat				(1) PAINTQUART	(1) GLAZEPEN	(1) SSC15**	(1) TUK
Naval Smoked Caviar				(1) PAINTQUART	(1) GLAZEPEN	(1) SSC15**	(1) TUK
Naval Toasted Almond				(1) PAINTQUART	(1) GLAZEPEN	(1) SSC15**	(1) TUK
North Star				(1) PAINTQUART		(1) SSC15**	(1) TUK
North Star Amaretto Crème				(1) PAINTQUART	(1) GLAZEPEN	(1) SSC15**	(1) TUK
North Star Grey Stone				(1) PAINTQUART	(1) GLAZEPEN	(1) SSC15**	(1) TUK
North Star Meringue				(1) PAINTQUART	(1) GLAZEPEN	(1) SSC15**	(1) TUK
North Star Nougat				(1) PAINTQUART	(1) GLAZEPEN	(1) SSC15**	(1) TUK
North Star Smoked Caviar				(1) PAINTQUART	(1) GLAZEPEN	(1) SSC15**	(1) TUK
North Star Toasted Almond				(1) PAINTQUART	(1) GLAZEPEN	(1) SSC15**	(1) TUK
Peppercorn				(1) PAINTQUART		(1) SSC15**	(1) TUK
Peppercorn Amaretto Crème				(1) PAINTQUART	(1) GLAZEPEN	(1) SSC15**	(1) TUK
Peppercorn Grey Stone				(1) PAINTQUART	(1) GLAZEPEN	(1) SSC15**	(1) TUK
Peppercorn Meringue				(1) PAINTQUART	(1) GLAZEPEN	(1) SSC15**	(1) TUK
Peppercorn Nougat				(1) PAINTQUART	(1) GLAZEPEN	(1) SSC15**	(1) TUK
Peppercorn Smoked Caviar				(1) PAINTQUART	(1) GLAZEPEN	(1) SSC15**	(1) TUK
Peppercorn Toasted Almond				(1) PAINTQUART	(1) GLAZEPEN	(1) SSC15**	(1) TUK
Retreat				(1) PAINTQUART		(1) SSC15**	(1) TUK
Retreat Amaretto Crème				(1) PAINTQUART	(1) GLAZEPEN	(1) SSC15**	(1) TUK
Retreat Grey Stone				(1) PAINTQUART	(1) GLAZEPEN	(1) SSC15**	(1) TUK
Retreat Meringue				(1) PAINTQUART	(1) GLAZEPEN	(1) SSC15**	(1) TUK
Retreat Nougat				(1) PAINTQUART	(1) GLAZEPEN	(1) SSC15**	(1) TUK
Retreat Smoked Caviar				(1) PAINTQUART	(1) GLAZEPEN	(1) SSC15**	(1) TUK
Retreat Toasted Almond				(1) PAINTQUART	(1) GLAZEPEN	(1) SSC15**	(1) TUK
Sea Salt				(1) PAINTQUART		(1) SSC15**	(1) TUK
Sea Salt Amaretto Crème				(1) PAINTQUART	(1) GLAZEPEN	(1) SSC15**	(1) TUK
Sea Salt Grey Stone				(1) PAINTQUART	(1) GLAZEPEN	(1) SSC15**	(1) TUK
Sea Salt Meringue				(1) PAINTQUART	(1) GLAZEPEN	(1) SSC15**	(1) TUK
Sea Salt Nougat				(1) PAINTQUART	(1) GLAZEPEN	(1) SSC15**	(1) TUK
Sea Salt Smoked Caviar				(1) PAINTQUART	(1) GLAZEPEN	(1) SSC15**	(1) TUK
Sea Salt Toasted Almond				(1) PAINTQUART	(1) GLAZEPEN	(1) SSC15**	(1) TUK

*Spray Can accessory is a clear coat material.
**If matte sheen option is selected, then spray can code SSC5 will need to be selected instead of the spray can code listed in chart.

Finish Accessories

FINISH / GLAZE NAME	Toner	Stain	Glaze	Paint	Glaze Pen	Spray Can*	Touch-up Kit
Seaside				(1) PAINTQUART		(1) SSC15**	(1) TUK
Seaside Amaretto Crème				(1) PAINTQUART	(1) GLAZEPEN	(1) SSC15**	(1) TUK
Seaside Grey Stone				(1) PAINTQUART	(1) GLAZEPEN	(1) SSC15**	(1) TUK
Seaside Meringue				(1) PAINTQUART	(1) GLAZEPEN	(1) SSC15**	(1) TUK
Seaside Nougat				(1) PAINTQUART	(1) GLAZEPEN	(1) SSC15**	(1) TUK
Seaside Smoked Caviar				(1) PAINTQUART	(1) GLAZEPEN	(1) SSC15**	(1) TUK
Seaside Toasted Almond				(1) PAINTQUART	(1) GLAZEPEN	(1) SSC15**	(1) TUK
Serious Gray				(1) PAINTQUART		(1) SSC15**	(1) TUK
Serious Gray Amaretto Crème				(1) PAINTQUART	(1) GLAZEPEN	(1) SSC15**	(1) TUK
Serious Gray Grey Stone				(1) PAINTQUART	(1) GLAZEPEN	(1) SSC15**	(1) TUK
Serious Gray Meringue				(1) PAINTQUART	(1) GLAZEPEN	(1) SSC15**	(1) TUK
Serious Gray Nougat				(1) PAINTQUART	(1) GLAZEPEN	(1) SSC15**	(1) TUK
Serious Gray Smoked Caviar				(1) PAINTQUART	(1) GLAZEPEN	(1) SSC15**	(1) TUK
Serious Gray Toasted Almond				(1) PAINTQUART	(1) GLAZEPEN	(1) SSC15**	(1) TUK
Sterling White				(1) PAINTQUART		(1) SSC15**	(1) TUK
Sterling White Amaretto Crème				(1) PAINTQUART	(1) GLAZEPEN	(1) SSC15**	(1) TUK
Sterling White Grey Stone				(1) PAINTQUART	(1) GLAZEPEN	(1) SSC15**	(1) TUK
Sterling White Meringue				(1) PAINTQUART	(1) GLAZEPEN	(1) SSC15**	(1) TUK
Sterling White Nougat				(1) PAINTQUART	(1) GLAZEPEN	(1) SSC15**	(1) TUK
Sterling White Smoked Caviar				(1) PAINTQUART	(1) GLAZEPEN	(1) SSC15**	(1) TUK
Sterling White Toasted Almond				(1) PAINTQUART	(1) GLAZEPEN	(1) SSC15**	(1) TUK
White				(1) PAINTQUART		(1) SSC15**	(1) TUK
White Amaretto Crème				(1) PAINTQUART	(1) GLAZEPEN	(1) SSC15**	(1) TUK
White Grey Stone				(1) PAINTQUART	(1) GLAZEPEN	(1) SSC15**	(1) TUK
White Meringue				(1) PAINTQUART	(1) GLAZEPEN	(1) SSC15**	(1) TUK
White Nougat				(1) PAINTQUART	(1) GLAZEPEN	(1) SSC15**	(1) TUK
White Smoked Caviar				(1) PAINTQUART	(1) GLAZEPEN	(1) SSC15**	(1) TUK
White Toasted Almond				(1) PAINTQUART	(1) GLAZEPEN	(1) SSC15**	(1) TUK
Specialties							
Alpaca				(1) FINKIT		(1) SSC15**	(1) TUK
Balsamic Ombre	(2) TONERQUART		(1) GLAZEQUART			(1) SSC15**	(1) TUK
Beachglass	(1) TONERQUART	(1) STAINQUART				(1) SSC15**	(1) TUK
Black Canyon	(2) TONERQUART					(1) SSC15**	(1) TUK
Cigar Box	(1) TONERQUART		(1) GLAZEQUART			(1) SSC15**	(1) TUK
Cordial Ombre	(1) TONERQUART	(1) STAINQUART				(1) SSC15**	(1) TUK
Driftwood	(1) TONERQUART	(1) STAINQUART				(1) SSC15**	(1) TUK
Dunes	(1) TONERQUART	(1) STAINQUART				(1) SSC5	(1) TUK
Poppyseed	(1) TONERQUART		(1) GLAZEQUART			(1) SSC15**	(1) TUK
Poppyseed Amaretto Crème	(1) TONERQUART		(1) GLAZEQUART		(1) GLAZEPEN	(1) SSC15**	(1) TUK
Poppyseed Toasted Almond	(1) TONERQUART	(1) STAINQUART			(1) GLAZEPEN	(1) SSC15**	(1) TUK
Thicket	(1) TONERQUART	(1) STAINQUART				(1) SSC5	(1) TUK
Worn Beachglass	(1) TONERQUART	(1) STAINQUART				(1) SSC15**	(1) TUK
Worn Black	(1) TONERQUART					(1) SSC15**	(1) TUK
Cerused Finishes							
Buckskin Brindle	(1) TONERQUART	(1) STAINQUART				(1) SSC5	(1) TUK
Buckskin Roan	(1) TONERQUART	(1) STAINQUART				(1) SSC5	(1) TUK
Morel Brindle	(1) TONERQUART	(1) STAINQUART				(1) SSC5	(1) TUK
Morel Roan	(1) TONERQUART	(1) STAINQUART				(1) SSC5	(1) TUK
Seal Brindle	(1) TONERQUART	(1) STAINQUART				(1) SSC5	(1) TUK
Seal Roan	(1) TONERQUART	(1) STAINQUART				(1) SSC5	(1) TUK

***Spray Can accessory is a clear coat material.**
****If matte sheen option is selected, then spray can code SSC5 will need to be selected instead of the spray can code listed in chart.**

- To order stains, refer to above chart and specify material and color.
- For example, to order Cigar Box, specify (1) TONERQUART Cigar Box and (1) GLAZEQUART Cigar Box.
- All finishes intended for field repair. Not to be used for full cabinet application.
- FINKIT contains 1 pint paint, 1 pint glaze, 1 pint clear top coat and instructions for application.

- To order paints, refer to above chart and specify material and color.
- For example, to order Sterling White, specify (1) PAINTQUART Sterling White.
- To order paints with glaze, refer to above chart and specify material and color. For example, to order Sterling White Toasted Almond, specify (1) PAINTQUART Sterling White and (1) GLAZEPEN Toasted Almond.

DESCRIPTION	CODE	LIST PRICE
Quart of Toner	TONERQUART	98
Quart of Stain	STAINQUART	104
Quart of Glaze	GLAZEQUART	104
Quart of Paint	PAINTQUART	104
Finish Kit	FINKIT	257
Lacquer Spray Can - 5°	SSC5	67
Lacquer Spray Can - 15°	SSC15	67
Lacquer Spray Can - 35°	SSC35	67
Touch-up Kit	TUK	70
Glaze Pen	GLAZEPEN	34

5 DAY EXPRESS RESPONSE

Cabinet Construction Specifications

1. Cabinet Interiors

Natural wood interior is durable interior and highly resistant to water and most common household chemicals. It's easy-care with a rich, attractive appearance.

2. Shelves

Standard shelves are 3/4″ thick Natural plywood with edgebanding on all exposed edges matches the standard interior of the cabinet. All standard shelves are fully adjustable for added customer convenience. (Cabinets ordered with matching interiors feature 3/4″ wood veneered shelves.)

3. End Panels

End panels are 1/2″ thick Natural plywood. End panels fit into the 1/2″ groove on the back side of the face frame and are secured with furniture staples. Flush ends optional.

4. Tops and Bottoms

Tops and bottoms of wall and base cabinets are 1/2″ thick Natural plywood. Base bottoms and wall tops and bottoms are dadoed into the end panels and into a groove on the back side of the face frame and are secured with furniture staples.

5. Backs

Backs on all standard base and wall cabinets are 3/16″ thick Natural plywood. The back is held securely in a partially-captive groove in the end panel, then furniture stapled and hot melt glued to provide an outstanding, durable joint. For ease of installation, wall cabinets include 3/8″ plywood hanger rails, and base cabinets feature an 11/16″ pine hanger rail at the top and a 3/8″ plywood hanger rail at the bottom. The hanger rails and back are secured to the tops and bottoms with hot melt glue and furniture staples.

(Backs on special corner units and angled units, such as the AEW units, CS units, DW units, and ER units, are constructed of 3/8″ furniture core. This material and construction technique adds structural stability to these special units.)

6. Toekicks

A 1/2 ″ plywood sub-toekick is attached between the end panels in all units with a toekick space. The sub-toekick is secured in a 1/8″ deep by 17/32″ wide groove on the bottom and stapled to the bottom and end panels to hold in place . Toekick skins are available in 8-foot lengths for application to the toekick space after installation for a custom appearance.

7. Corner Blocks

Plywood corner blocks are glued into the grooves on base cabinet face frames and glued and stapled into the grooves in pine hanger rails and end panels. These supports help keep the cabinet square and sturdy and provide a method to attach countertops.

8. Face Frames

Face frames are constructed of 3/4″ solid wood using the glue and screw joinery technique. The glue and screw method provides a more consistent joint and has been proven stronger in extensive testing. The "reveal" on the exterior back side of the face frame stile is 9/64″, allowing the creation of a flush end when applying 3/32″ finished panels for a custom look.

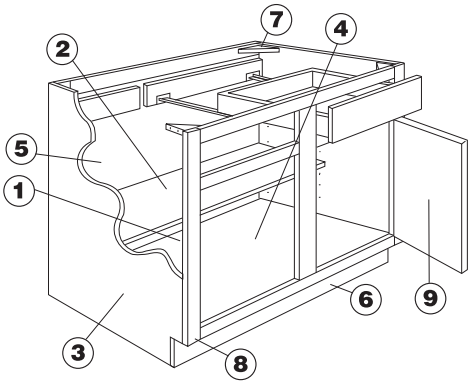

9. Door and Drawer Fronts

Depending upon the style selected, door and drawer fronts may be 3/4″ thick solid double raised panels, solid flat panels or one-piece seamless MDF. When Maple painted finishes (Paints, Sherwin-Williams or Brushed Technique) are specified, the center panels of the selected style may be constructed of Medium Density Fiberboard (MDF). MDF provides a smoother finish when painted, and is more resistant to warping, expansion, and contraction. MDF door and drawer front components will be MDF. Face frame and box parts utilize maple paint material, and trim and panels utilize maple species. All door styles include drilled stemmed bumper pads.

10. Hinges

All cabinets use standard concealed hinges, they will vary per door style. Full overlay door styles use a 110 degree 1 5/16″ overlay Smart Stop concealed hinge and Inset and Beaded Inset door styles use an inset clip top 110 degree Smart Stop concealed hinge. For all corner type units (i.e. Corner Walls (ER), Base Rotating Deep Bin (BRDB), Lazy Susan Base Cabinets (BLS), Base SuperCabinets™ (BSC), Square Base Corner Cabinets (CS), Square Lazy Susan Base Cabinets (BER), Super Space Savers (SLS)), 170 degree hinges (non Smart Stop) are used in place of the standard hinge. For Inset and Beaded Inset door styles, there is an option to use finial hinges; see modification section for more details.

NOTE: Kemper Emerge is committed to offering solutions that meet or exceed air emissions rules and regulations. All-plywood used in the construction of our cabinets for end panels, shelves, tops, bottoms, backs, toekicks, and corner blocks is compliant to the California Air Resources Board (CARB) current requirements.

When Maple painted finishes (Paints, Sherwin-Williams or Brushed Technique) are specified, the center panels of the selected style may be constructed of Medium Density Fiberboard (MDF). MDF provides a smoother finish when painted, and is more resistant to warping, expansion, and contraction.

All-plywood components meet ANSI/HPVA HP-1 standards, and may contain MDF or particleboard.

Styles, product availability and construction may vary slightly from those shown in this book due to material availability and/or design evolution. Specifications are subject to change without notice. Customer Service is available if your design requires verification of product availability and specifications.

Dovetailed Drawer & Roll Tray Construction Specifications

Drawer and Roll Tray Construction

Drawer and roll tray box sides, backs and fronts are thick solid wood with dovetailed corner construction. Kemper Emerge's uses a four-sided drawer and dovetail joinery for superior stability and drawer box strength. Kemper Emerge applies an advanced synthetic-based glue to the tenons of all dovetails for even greater stability and box strength. The drawer bottom is 5.2mm veneer plywood and is fully captured within the four sides of the drawer box. Capturing the bottom on four sides provides "solid" drawers and roll trays for optimum load capacity.

Kemper Emerge drawer sides, backs and fronts, and bottoms receive a high quality appearance resulting from fine sanding, sealer application, sealer sanding, and top coat application. The result is a smooth, protective shield for the drawer box.

Full Extension Drawer/Roll Tray Slides with Smart Stop™ Feature

Advanced, lifetime-guaranteed, zinc-coated steel drawer slides are manufactured of sturdy Class I cold rolled steel. Bottom mounting adds to strength, with the result being a drawer suspension system rated at 90 pounds capacity. Locking devices provide automatic latching, easy release for drawer removal and tool-free height adjustment. Quiet gliding permanently lubricated, synthetic rollers deliver a lifetime of smooth, trouble-free operation.

The drawer/roll tray system's Smart Stop feature adds an extra measure of convenience. The Smart Stop feature engages when the drawer/roll tray is 2″ from closing. Resistance is applied to the self-closing mechanism, giving a gentle, controlled closing. Parallel-closing design ensures proper alignment.

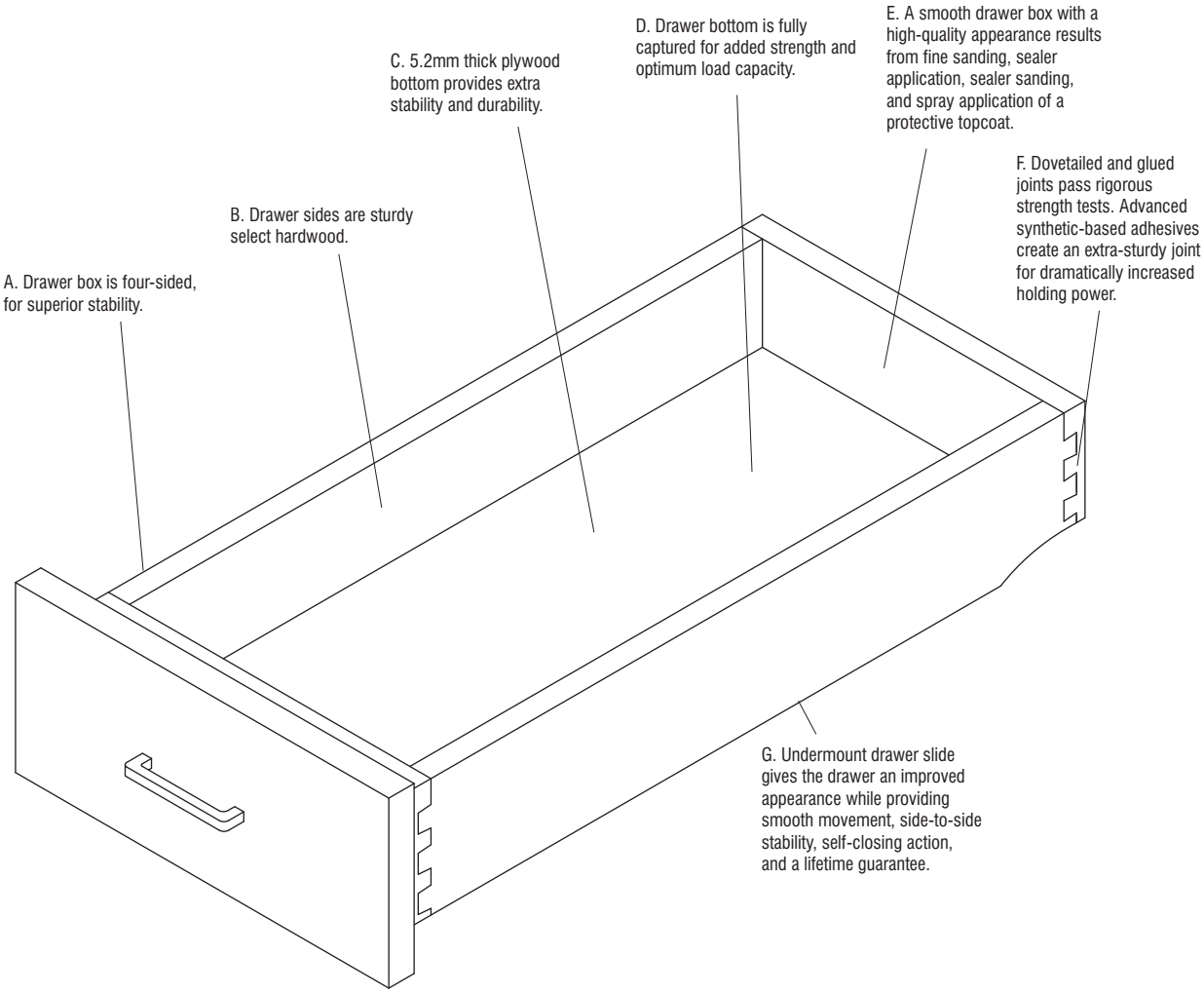

Inset and Beaded Inset Specifications

- Customers should be aware that Inset cabinetry is very different than standard overlay cabinetry, as it is not as tolerant or forgiving. Since the doors and drawer fronts are made to fit inside the frame with tight tolerances, inset cabinets are much more vulnerable to dimensional changes and racking than standard overlay cabinetry.
- Dimensional changes primarily occur when environmental conditions, such as temperature and humidity, are not controlled at an acceptable level. This causes the wood to expand and contract. This is something that cannot be avoided . It is very important that inset cabinets are never stored or installed in an environment where temperature and humidity reach extreme levels. Humidity levels should be kept between 30 to 55% for optimal results. Customers living in areas where these extremes cannot be controlled should avoid inset cabinets.
  - Too much humidity will cause the wood to expand, potentially leading to binding and nonfunctional doors/ drawers.
  - Too little humidity will cause the wood to contract, which could lead to larger gaps around the perimeter.
  - Doors / drawers that have been impacted by exposure to extreme environmental changes will usually return to their normal size over time once acceptable environmental levels have been implemented.
- If the style selected is inset, all standard 12″ deep Wall cabinets will be converted to 13″ deep at no upcharge. This additional depth makes up for the interior space lost by placing the door inside the face frame opening.
- Inset doors and drawers are manufactured with an approximate reveal of 3/32″ on all sides. Changes in temperature and humidity may cause this gap to fluctuate over time. This is normal when using inset cabinets and should be expected.
- Designers suggest working with cabinets 15″ wide or wider to ensure aesthetic balance throughout the kitchen. In cases where this is not possible, customers should be aware that cabinets less than 12″ wide (9″ opening) will use slab doors .
- Designers also suggest using one large cabinet versus multiple smaller cabinets to reduce the amount of visible face frame rails and seams. For example, the preference would be to use a W4530 instead of three W1530 L or R cabinets.
- Inset cabinets are available with standard concealed hinges or optional finial hinges. There are some noticeable differences between the two hinge types:
  - Concealed hinges are six-way adjustable (in/out, left/right, up/down). These hinges include the standard Smart Stop feature found on Kemper Emerge's existing hinges. They allow for a 110-degree opening.
  - Finial hinges provide limited four-way adjustability (left/right, up/down), as they do not feature any in/out adjustment. These hinges do not include any type of Smart Stop feature (PDM add-ons are not available on Inset), therefore they swing freely when not held closed by the magnets. They offer a 180-degree opening. Finial hinges come in four colors: Antique Brass, Brushed Nickel, Matte Black, and Oil Rubbed Bronze.
- Finial hinges can only be used with Profile #12.
- The only valance available on beaded cabinets is the Straight valance. If the Arched, style B, style D, style E, style H, style J, style K, or style L are desired, it can be ordered as a loose accessory, but will not feature the beaded detail.
- When ordering Oven/Microwave cabinets in beaded inset, the cabinet should be ordered to the appropriate width using the 1/4″ width modification instead of using piece-in or cut-out applications.
- Racking can occur if a cabinet is not installed properly. If the cabinet is installed out of square, it is possible to make the unit nonfunctional, as the doors and drawers will bind. Inset cabinets should be installed by experienced and patient installers. Inset cabinets require additional time to install and adjust components to the correct positioning.

Wall Cabinet Dimensions (without doors)

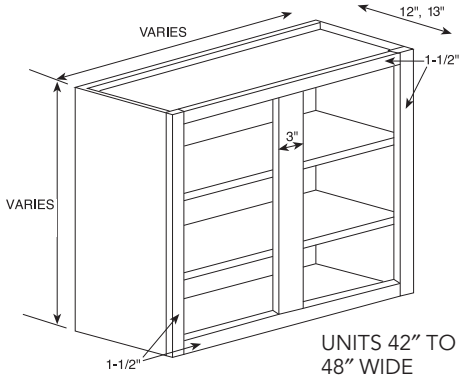

UNITS 42″ TO 48″ WIDE (FRONT VIEW)

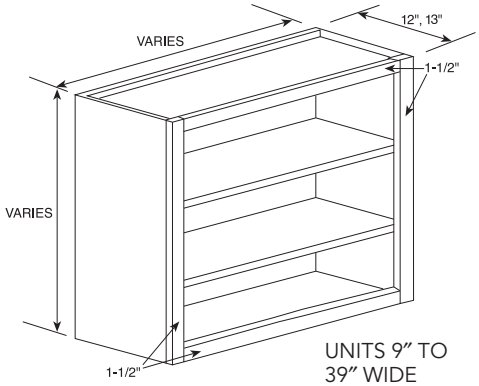

UNITS 9″ TO 39″ WIDE (FRONT VIEW)

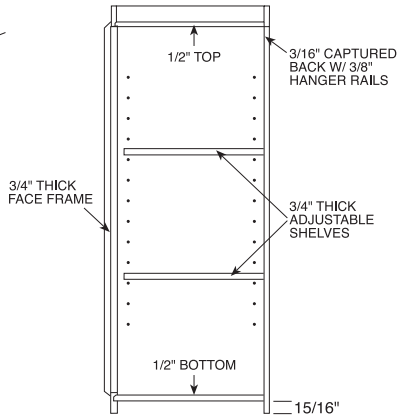

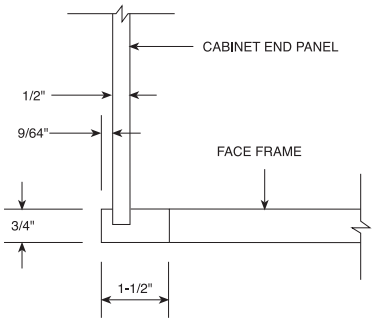

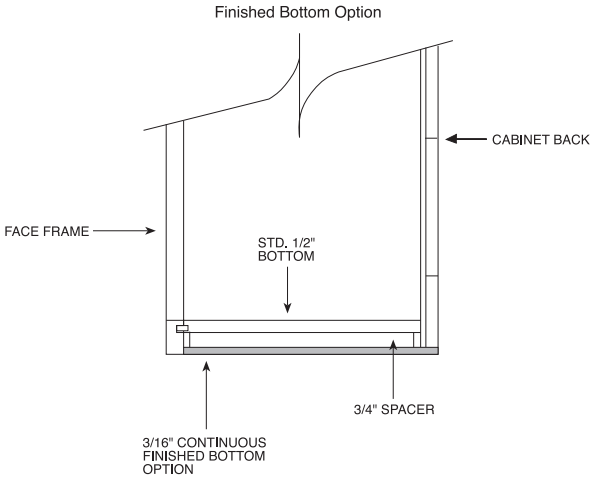

Base Cabinet Dimensions (without doors)

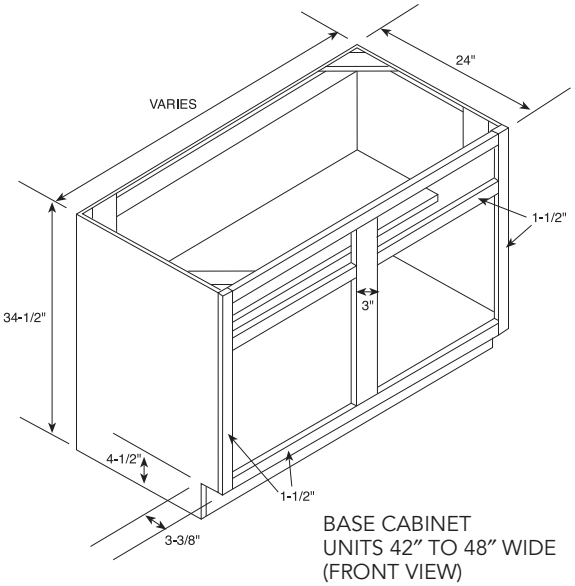

BASE CABINET
UNITS 42″ TO 48″ WIDE
(FRONT VIEW)

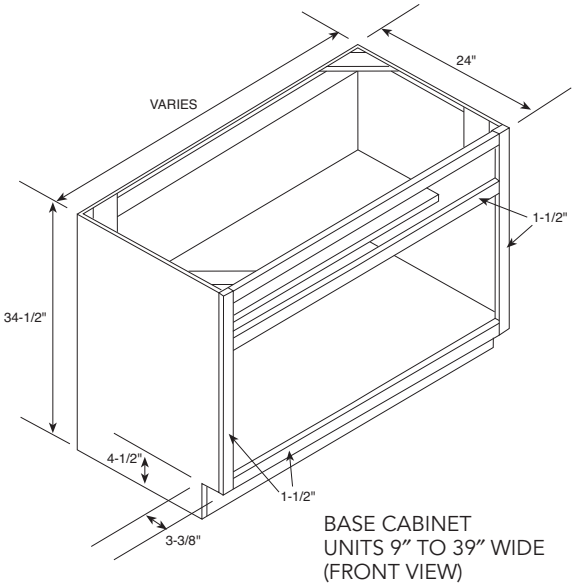

BASE CABINET
UNITS 9″ TO 39″ WIDE
(FRONT VIEW)

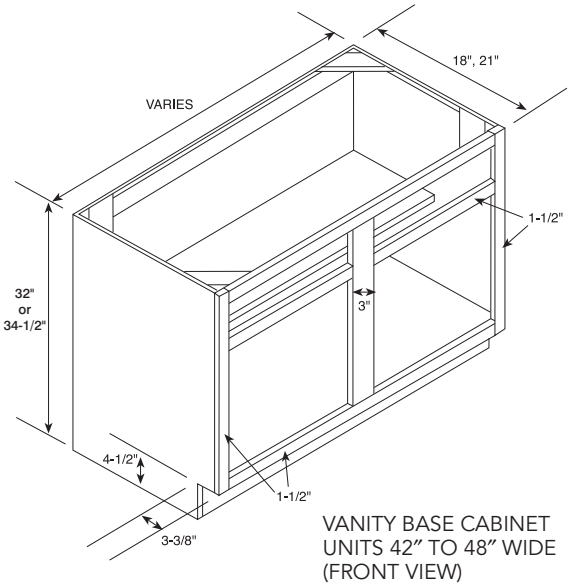

VANITY BASE CABINET
UNITS 42″ TO 48″ WIDE
(FRONT VIEW)

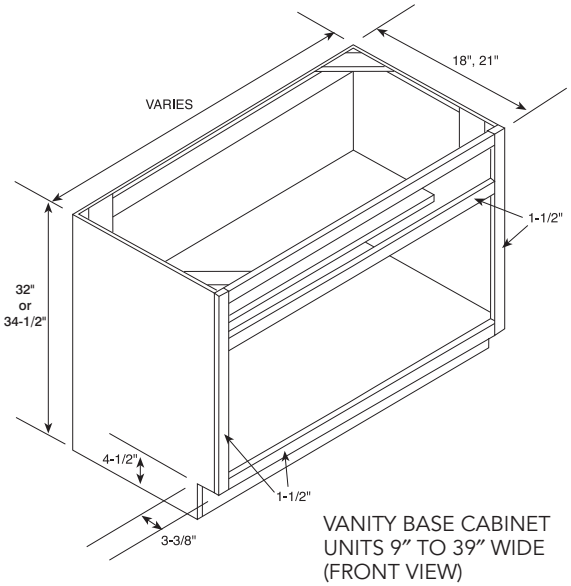

VANITY BASE CABINET
UNITS 9″ TO 39″ WIDE
(FRONT VIEW)

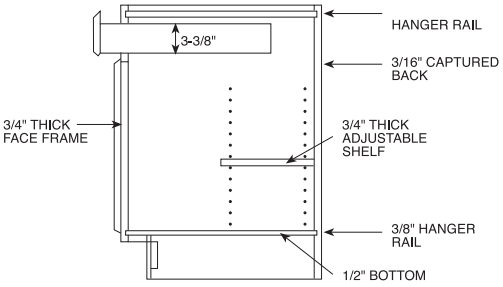

BASE AND
VANITY BASE
CABINET

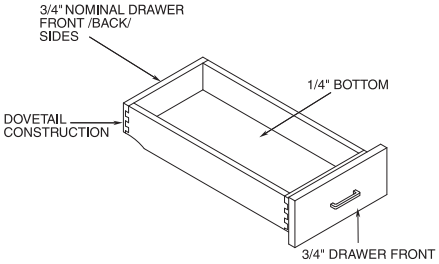

Utility Cabinet Dimensions (without doors)

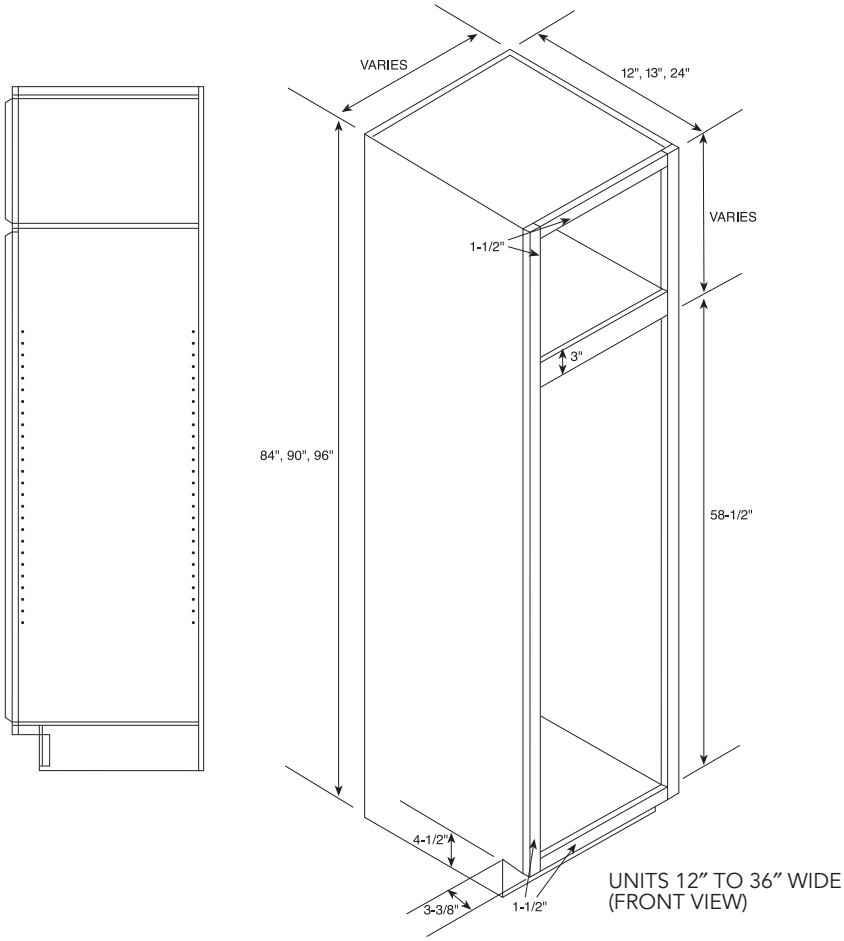

*Includes adjustable shelves.

Cabinet Reveals

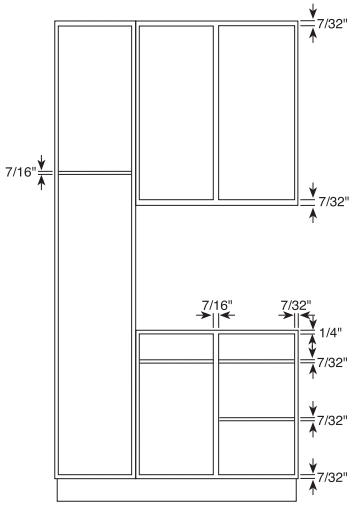

Reveals for Full Overlay Door Styles

Shown is the amount of face frame that is exposed (revealed) with full overlay door styling.

- Reveal between butt door cabinets is 1/8″.

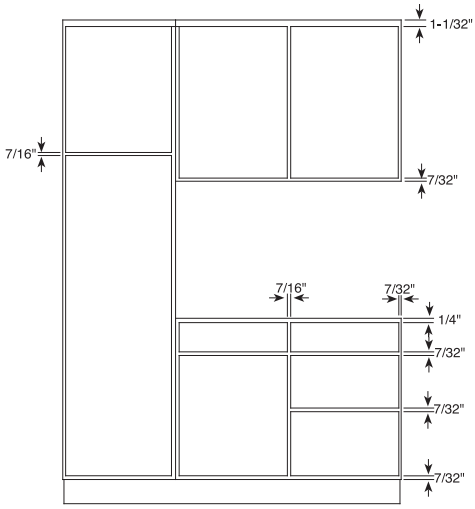

Modified Full Overlay

Shown is the amount of face frame that is exposed (revealed) with modified full overlay door styling.

- Reveal between butt door cabinets is 1/8″.

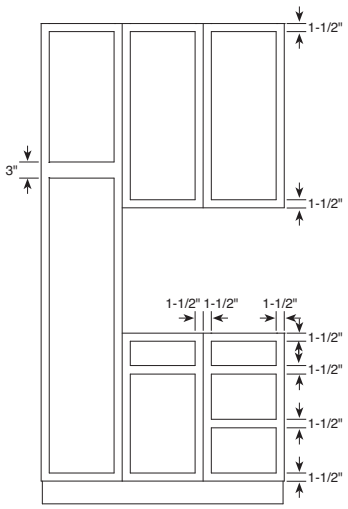

Inset and Beaded Inset Doors

Shown is the amount of face frame that is exposed (revealed) with Inset and Beaded Inset door styling.

Standard Opening Sizes

Wall Cabinets

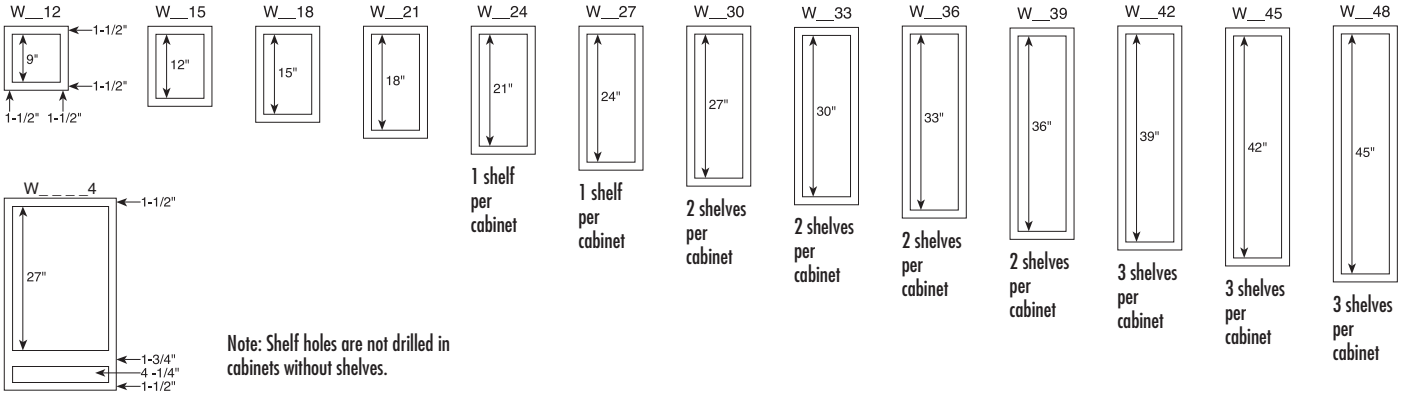

Note: Shelf holes are not drilled in cabinets without shelves.

Base Cabinets

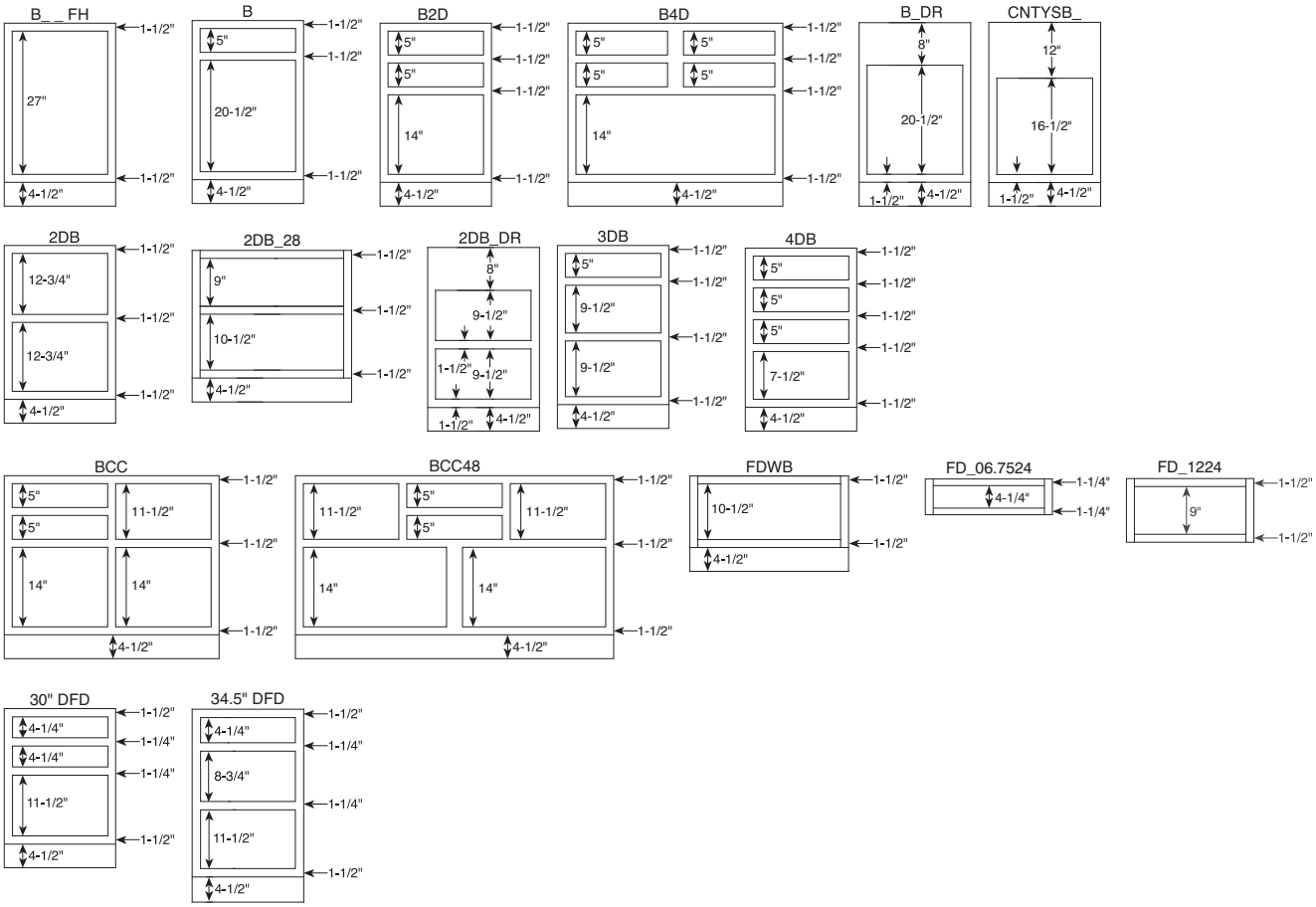

Standard Opening Sizes

Vanity Base Cabinets

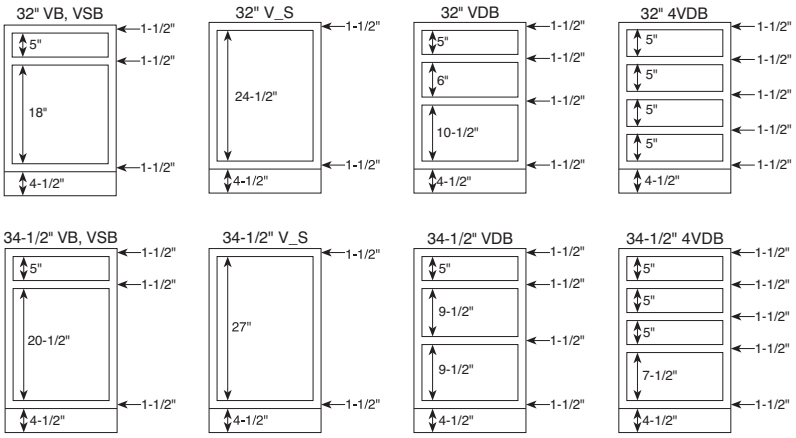

Bath Collection



Standard Opening Sizes

Bath Collection

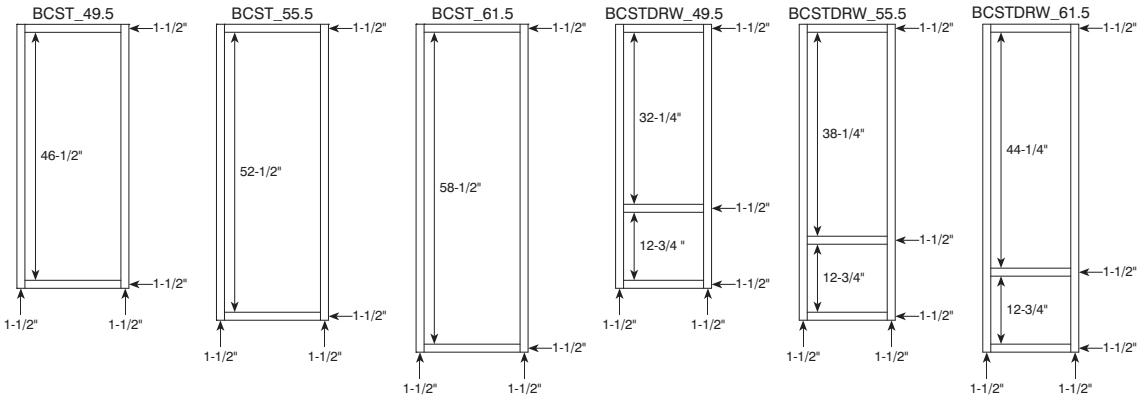

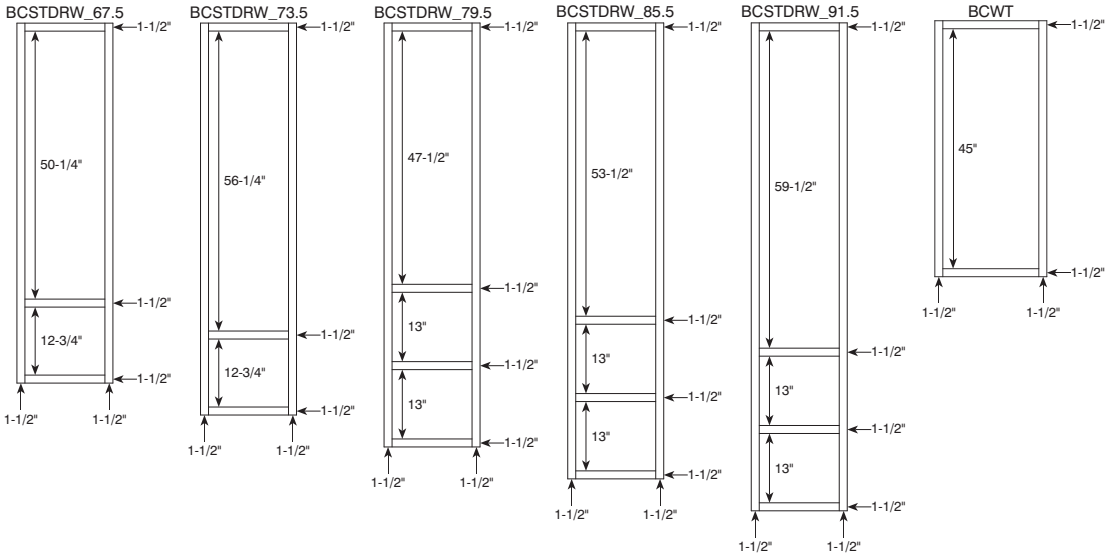

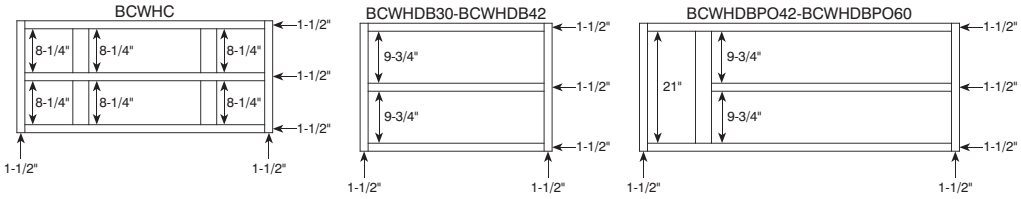

Standard Opening Sizes

Utility Cabinets

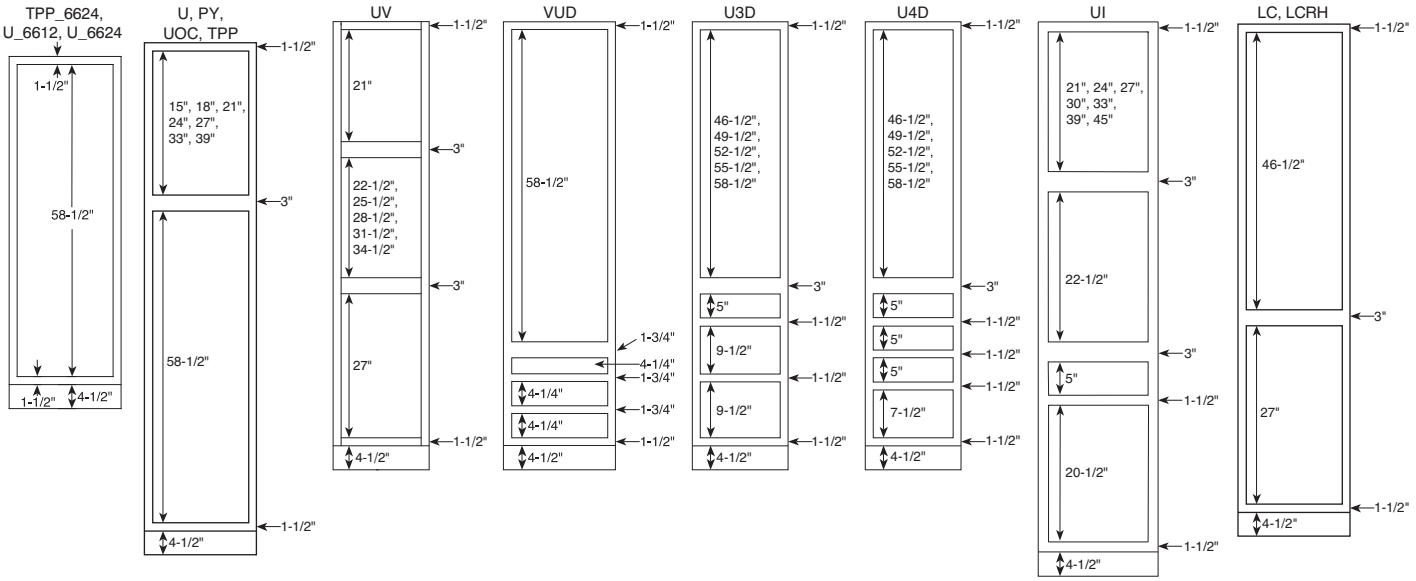

Hearth Cabinets

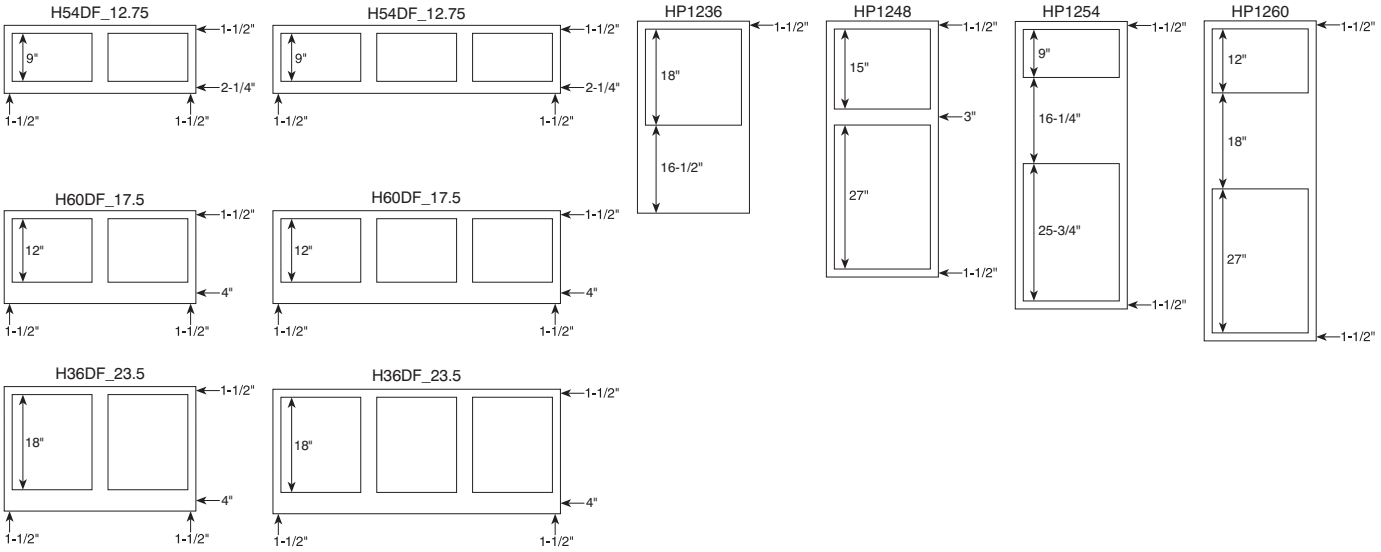

Standard Opening Sizes

Entertainment Cabinets

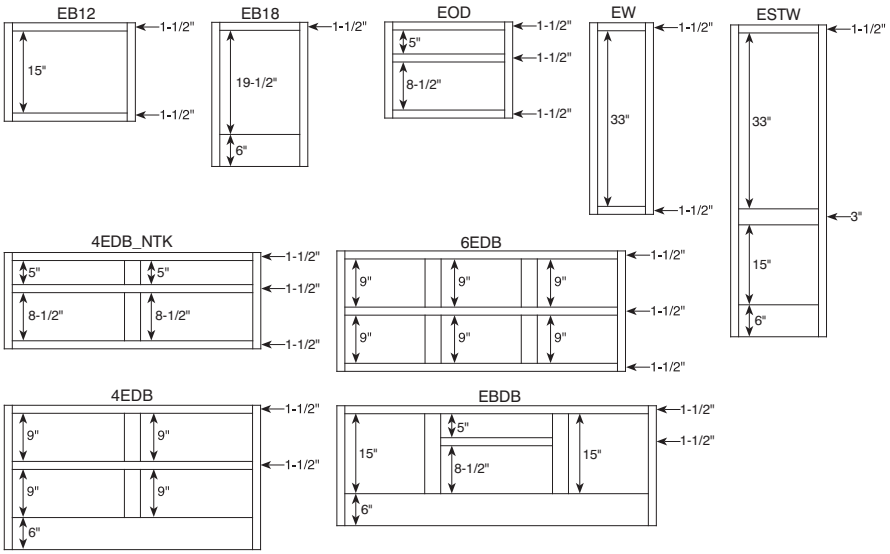

Home Office Cabinets

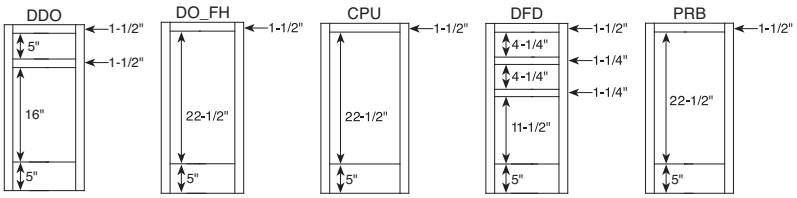

Standard Opening Sizes

Entry Ensembles

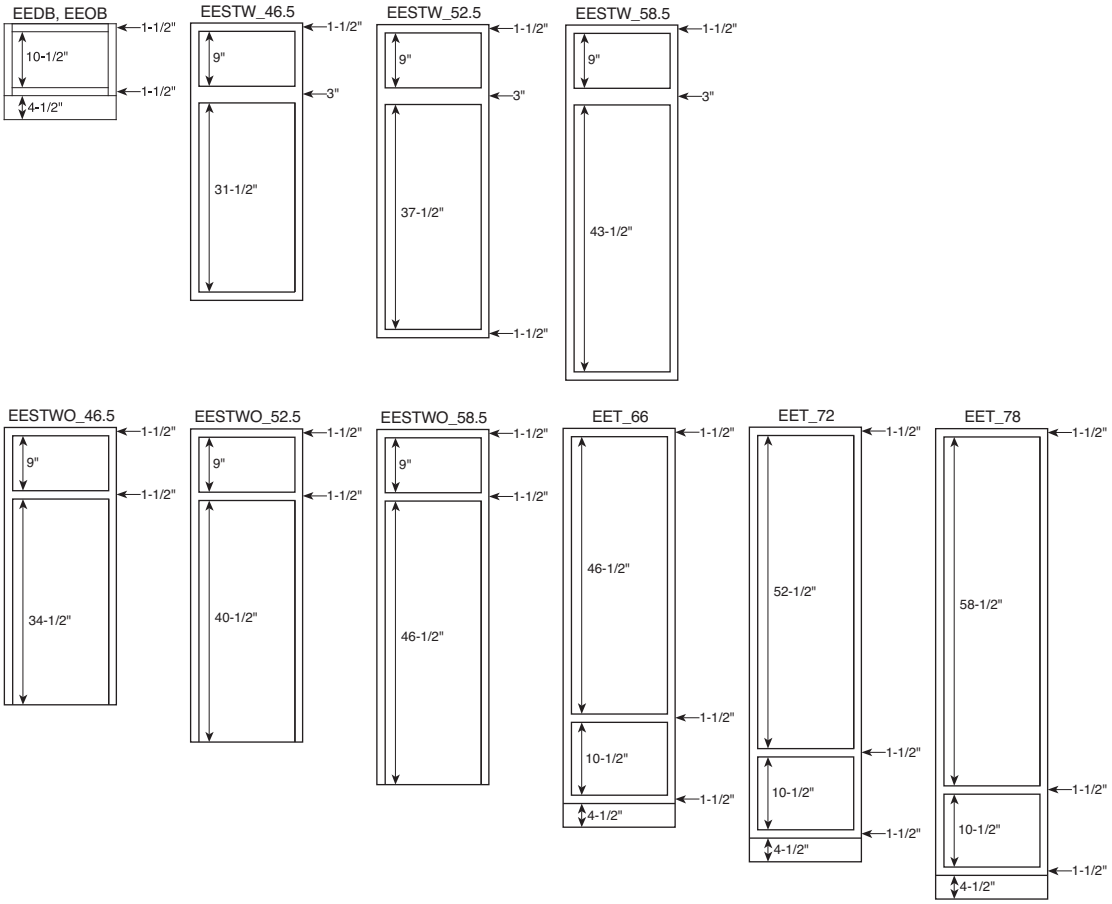

Dimensions for Corner Installations (45° Diagonal)

Wall Cabinets

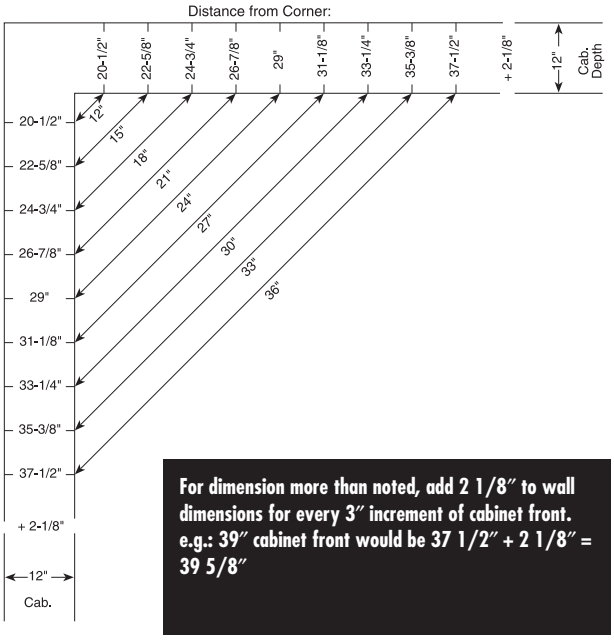

For dimension more than noted, add 2 1/8″ to wall dimensions for every 3″ increment of cabinet front. e.g.: 39″ cabinet front would be 37 1/2″ + 2 1/8″ = 39 5/8″

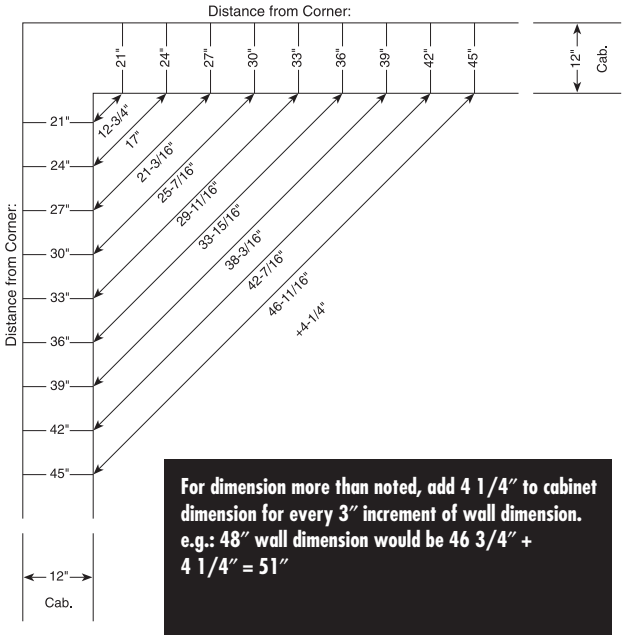

For dimension more than noted, add 4 1/4″ to cabinet dimension for every 3″ increment of wall dimension. e.g.: 48″ wall dimension would be 46 3/4″ + 4 1/4″ = 51″

Base Cabinets

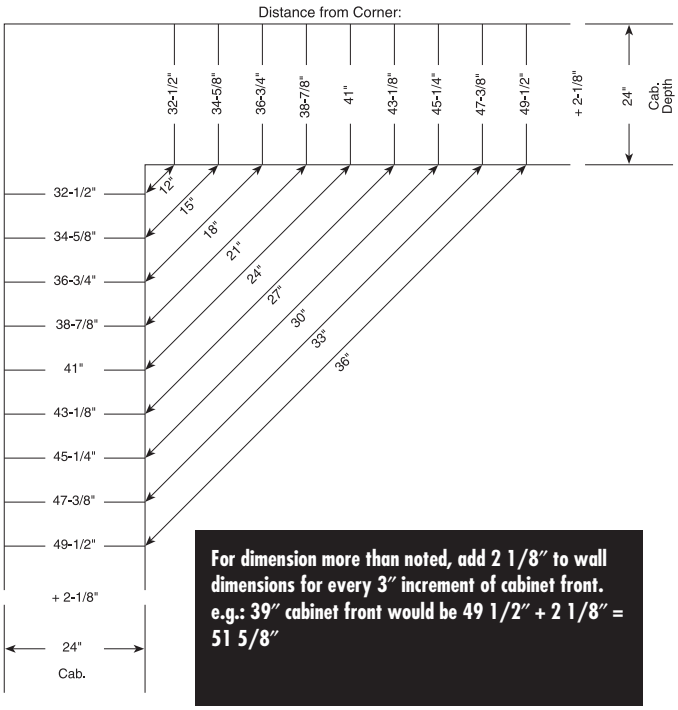

For dimension more than noted, add 2 1/8″ to wall dimensions for every 3″ increment of cabinet front. e.g.: 39″ cabinet front would be 49 1/2″ + 2 1/8″ = 51 5/8″

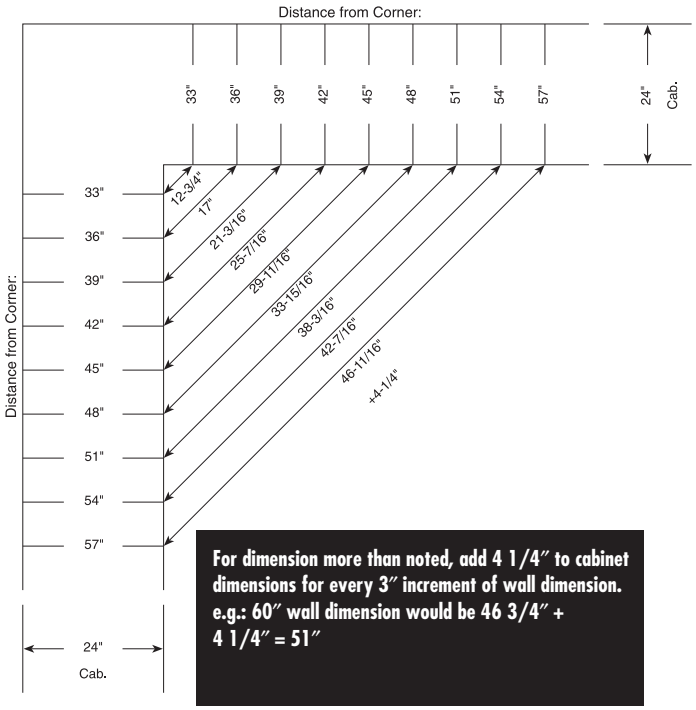

For dimension more than noted, add 4 1/4″ to cabinet dimensions for every 3″ increment of wall dimension. e.g.: 60″ wall dimension would be 46 3/4″ + 4 1/4″ = 51″

Modifications Quick Reference Sheet

Modification	Page	Code	Price: Wall	Price: Base	Price: Tall	Price: Filler	Price: Panel	
Add 1 Drawer Below Wall Unit	G•18	ADRW	280	N/A	N/A	N/A	N/A	(per cabinet)
Add 2 Drawers Below Wall Unit	G•18	A2DRW	540	N/A	N/A	N/A	N/A	(per cabinet)
Add 2 Drawers Below Wall Unit Increases Height by 18"	G•18	A2DRW18	540	N/A	N/A	N/A	N/A	(per cabinet)
Add 3 Drawers Below Wall Unit	G•18	A3DRW	820	N/A	N/A	N/A	N/A	(per cabinet)
Add Shelf	G•37	ADD_SHLF	80	140	N/A	N/A	N/A	(per shelf)
Add Toekick	G•29	ADDTK	0	N/A	N/A	N/A	N/A	(per cabinet)
Aluminum Door	G•14	Profile AF003, Profile AF006, Profile AF007	see Specialty Doors for details					
Attach Toekick	G•29	ATTTK	N/A	N/A	0	N/A	N/A	(per cabinet)
Authentic Flush End	G•25	AUTHL, AUTHR	340	480	952	N/A	35%	(per end)
		AUTHB	340	480	952	N/A	N/A	(per end)
Automatic Opening Mechanism for Lift Up Systems	G•9	AOMD	3265	3265	3265	N/A	N/A	(per cabinet)
Automatic Opening Mechanism for Wastebaskets	G•9	AOMBWB	N/A	2245	N/A	N/A	N/A	(per cabinet)
Band All Edges	G•8	BND.ALL	N/A	N/A	N/A	0	0	(per part)
Banding Location	G•8	BND.FRT, BND.FRT.L, BND.FRT.R, BND.FRT.L.R, BND.FRT.BK	N/A	N/A	N/A	N/A	0	(per part)
Beaded Inset Door	G•12	BEADED	15%	15%	15%	N/A	N/A	(per cabinet)
Bottom Valance Rail	G•18	BVR_	165	N/A	N/A	25%	25%	(per cabinet)
Cabinet Box Only	G•19	CBO	-15%	-15%	15%	N/A	N/A	(per cabinet)
Cabinet Case Only	G•19	CCO	-15%	-15%	15%	N/A	N/A	(per cabinet)
Cabinet False Panel	G•31	CFP, CFPL, CFPR, CFPB	N/A	0	0	N/A	N/A	(per cabinet)
Cabinet Frame Only	G•20	CFRMO	-75%	-75%	-75%	N/A	N/A	(per cabinet)
Cabinet Front Only	G•20	CFNTO	-25%	-25%	-25%	N/A	N/A	(per cabinet)
Cabinet No Door	G•20	CND, CND.TOP, CND.MID, CND.BTM, CND.P	-15%	-15%	-15%	N/A	N/A	(per cabinet)
CabMat™ (Base)	G•37	CMAT1	N/A	300	N/A	N/A	N/A	(per cabinet)
CabMat™ (Vanity)	G•37	CMAT2	N/A	605	N/A	N/A	N/A	(per cabinet)
Car Siding Back	G•37	CSDGBK	280	280	410	N/A	N/A	(per cabinet)
Car Siding Flush Panel End	G•25	CSFPEL, CSFPER	140	200	410	N/A	35%	(per end)
Charging Drawer	G•38	CHGDRW, CHGDRWL, CHGDRWR	N/A	1250	N/A	N/A	N/A	(per cabinet)
		CHGDRWB	N/A	2500	N/A	N/A	N/A	(per cabinet)
3″ Clipped Corner	G•20	CLIP3L, CLIP3R, etc.	410	480	540	N/A	N/A	(per side)
Craftsman Door	G•14	CCG, CCP, etc.	see Specialty Doors for details					
Cut-for-glass	G•14	CG	0	0	0	N/A	N/A	(per door)
Deep Roll Trays	G•31	DRT	N/A	140	140	N/A	N/A	(per roll tray)
Drawer Front Flat 5-piece	G•10	DFF5PC	60	60	60	N/A	N/A	(per drawer)
Drawer Front Flat 5-piece Inset	G•10	DFF5PCINS	60	60	60	N/A	N/A	(per drawer)
Drawer Front Flat 5-piece with Slab Top	G•10	DFF5PCSLBT	60	60	60	N/A	N/A	(per drawer)
Drawer Front Raised 5-piece	G•11	DFR5PC	60	60	60	N/A	N/A	(per drawer)
Drawer Front Raised 5-piece Inset	G•11	DFR5PCINS	60	60	60	N/A	N/A	(per drawer)
Drawer Front Raised 5-piece with Slab Top	G•11	DFR5PCSLBT	60	60	60	N/A	N/A	(per drawer)
Drawer Front Slab	G•11	DFSLB	0	0	0	N/A	N/A	(per drawer)
Drawer Front Slab Top	G•12	DFSLBT	0	0	0	N/A	N/A	(per drawer)
End Extended Back	G•25	EXBKL, EXBKR	140	170	200	N/A	N/A	(per end)
Extended Stile with Overlay	G•20	EXLOL, EXROL, EXBOL, EXLOL.P, EXROL.P, EXBOL.P	0	0	0	N/A	0	(per stile)
Extended Stiles	G•21	EXL, EXR, EXL.P, EXR.P	0	0	0	N/A	N/A	(per stile)
Face Frame and Door on End	G•26	FFDL, FFDR, etc.	280	410	680	N/A	N/A	(per end)
Finished Blind	G•21	FBFL, FBFR	140	140	N/A	N/A	N/A	(per cabinet)
Finished Bottom	G•8	PFINBTMB	140	N/A	N/A	N/A	N/A	(per cabinet)
Finished Edges	G•8	F.FRT, F.FRT.L, F.FRT.R, F.FRT.L.R, F.FRT.BK	N/A	N/A	N/A	0	0	(per part)
Finished Edges – All	G•8	F.ALL	N/A	N/A	N/A	10%	10%	(per part)
Finished Ends	G•8	FL, FR	95	155	395	N/A	N/A	(per end)
Flush Panel End	G•26	FPEL, FPER	140	170	280	N/A	280	(per end)
Flush Toekick	G•21	FTK, FTK.P	0	0	0	0	0	(per cabinet)
Flush Toekick – Arch	G•21	FTKAV, FTKAV.P	0	0	0	0	0	(per cabinet)
Flush Toekick – Style B NEW	G•21	FTKB, FTKB.P	0	0	0	0	0	(per cabinet)
Flush Toekick – Style D NEW	G•21	FTKD, FTKD.P	0	0	0	0	0	(per cabinet)

Custom Modifications

Modification	Page	Code	Price: Wall	Base	Tall	Filler	Panel	
Flush Toekick – Style E NEW	G•21	FTKE, FTKE.P	0	0	0	0	0	(per cabinet)
Flush Toekick – Style H NEW	G•21	FTKH, FTKH.P	0	0	0	0	0	(per cabinet)
Flush Toekick – Style J NEW	G•21	FTKJ, FTKJ.P	0	0	0	0	0	(per cabinet)
Flush Toekick – Style K NEW	G•21	FTKK, FTKK.P	0	0	0	0	0	(per cabinet)
Flush Toekick – Style L NEW	G•21	FTKL, FTKL.P	0	0	0	0	0	(per cabinet)
Fluting – 3″ parts	G•38	FLUT3L, FLUT3R, FLUT3B, etc.	50	50	50	N/A	N/A	(per part)
Fluting – 6″ parts	G•38	FLUT6L, FLUT6R, FLUT6B, etc.	50	50	50	N/A	N/A	(per part)
Fluting on Fillers – 3″ parts	G•39	FLUT3	N/A	N/A	N/A	50	50	(per part)
Fluting on Fillers – 6″ parts	G•39	FLUT6, FLUT3CTR	N/A	N/A	N/A	95	95	(per part)
Full Depth Shelf	G•39	FD	N/A	50	N/A	N/A	N/A	(per cabinet)
Gallery Mullion Door	G•14	GAMD, GAMD.TOP, GAMD.MID, GAMD.BTM, GAMD.P	see Specialty Doors for details					
Horizon Door	G•15	HCG, HCGCP, HCP, etc.	see Specialty Doors for details					
Increased Depths	G•39	ID	0	0	0	N/A	0	(per cabinet)
Increased Heights	G•40	IH	0	0	N/A	0	0	(per cabinet)
Increased Widths	G•48	IW	0	0	0	N/A	N/A	(per cabinet)
Increased Widths in 1/4″ Increments	G•46	IW__. __.	0	0	0	0	0	(per cabinet)
Inset Door	G•12	NOBEAD	15%	15%	15%	N/A	N/A	(per cabinet)
Inset Finial Hinges	G•12	IFAB, IFBN, IFMB, IFORB	0	0	0	N/A	N/A	(per hinge)
Inset Panel Ends	G•27	IPEL, IPER	410	540	680	N/A	680	(per end)
Integral End	G•28	INTGEL, INTGER	410	540	680	N/A	680	(per end)
Inverted Frame	G•21	INVFRM	0	0	N/A	N/A	N/A	(per cabinet)
L-shaped Organizer	G•50	VLSOL, VLSOR	N/A	700	N/A	N/A	N/A	(per cabinet)
		VLSOB	N/A	1400	N/A	N/A	N/A	(per cabinet)
Matching Interior	G•9	MIP	25%	25%	25%	N/A	N/A	(per cabinet)
Mission Door	G•15	MCG, MCGCP, MCP, etc.	see Specialty Doors for details					
Modified Full Overlay	G•13	MFO	0	N/A	0	N/A	N/A	(per cabinet)
Moulding Location	G•36	MLDG	N/A	0	N/A	N/A	N/A	(per part)
Mullion Doors	G•16	MD, MD.TOP, MD.MID, MD.BTM, MD.P	see Specialty Doors for details					
Nickel Towel Bar	G•24	TBN	140	N/A	N/A	N/A	N/A	(per part)
No Hinge Cut	G•16	NHC	0	0	0	N/A	N/A	(per door)
Open Bottom Rail Base	G•22	OBRB, OBRB.P	0	0	0	N/A	N/A	(per cabinet)
Prairie Mullion Doors	G•16	PRMD, PRMD.TOP, PRMD.MID, PRMD.BTM, PRMD.P	see Specialty Doors for details					
Profiled and Finished Edges	G•9	PRO.FRT, PRO.FRT.BK, PRO.FRT.L, PRO.FRT.R, PRO.FRT.L.R, PRO.FRT.L.BK, PRO.FRT.R.BK, PRO.L.R	N/A	N/A	N/A	0	0	(per part)
Profiled and Finished Edges – All	G•9	PRO.ALL	N/A	N/A	N/A	15%	15%	(per part)
Push-to-Open Wastebasket	G•13	PTOWB	N/A	525	N/A	N/A	N/A	(per cabinet)
Recessed Toekick	G•29	RECTKL, RECTKR, RECTKBK, etc.	0	0	0	N/A	N/A	(per side)
Recessed Toekick – 6″ NEW	G•29	RECTKL6, RECTKR6, RECTKBK6	N/A	166	N/A	N/A	N/A	(per cabinet)
		RECTKL.R6, RECTKL.BK6, RECTKR.BK6, RECTKFRT.BK6, RECTKFRT.L6, RECTKFRT.R6	N/A	330	N/A	N/A	N/A	(per cabinet)
		RECTKL.R.BK6, RECTKFRT.L.R6, RECTKFRT.L.BK6, RECTKFRT.R.BK6	N/A	495	N/A	N/A	N/A	(per cabinet)
		RECTKALL6	N/A	666	N/A	N/A	N/A	(per cabinet)
Recessed Toekick Front	G•30	RECTKFRT	N/A	N/A	0	N/A	N/A	(per cabinet)
Recessed Toekick Front – 6″ NEW	G•30	RECTKFRT6	N/A	166	N/A	N/A	N/A	(per cabinet)
Recessed Vanity Wall	G•22	REC	15%	N/A	N/A	N/A	N/A	(per cabinet)
Reduced Depths	G•39	RD	0	0	0	N/A	0	(per cabinet)
Reduced Heights	G•40	RH	0	0	N/A	0	0	(per cabinet)
Reduced Widths	G•49	RW	0	0	0	0	N/A	(per cabinet)
Roll Tray Bottom with Full Depth Shelf (12″ to 39″)	G•31	FDSRTBTM	N/A	325	N/A	N/A	N/A	(per cabinet)
Roll Tray Bottom with Full Depth Shelf (39 1/4″ to 48″)	G•31	FDSRTBTM	N/A	650	N/A	N/A	N/A	(per cabinet)
Roll Trays (12″ to 24″)	G•32	_RT, _RTL, _RTR, etc.	265	265	265	N/A	N/A	(per roll tray)
Roll Trays (27″ to 36″)	G•32	_RT, _RTL, _RTR, etc.	325	325	325	N/A	N/A	(per roll tray)
Rose Fluting – 3″ parts	G•50	ROSFLUT3L, ROSFLUT3R, ROSFLUT3B, etc.	50	50	50	N/A	N/A	(per part)
Rose Fluting on Fillers – 3″ parts	G•50	ROSFLUT3	N/A	N/A	N/A	50	50	(per part)
Rose Fluting on Fillers – 6″ parts	G•50	ROSFLUT3CTR	N/A	N/A	N/A	95	95	(per part)

Modification	Page	Code	Price Wall	Base	Tall	Filler	Panel	
Scooped Drawer	G•32	SCPDRW, SCPDRWL, SCPDRWR	N/A	60	N/A	N/A	N/A	(per drawer)
		SCPDRWB	N/A	60	N/A	N/A	N/A	(per drawer)
Scooped Roll Tray NEW	G•32	SRT	N/A	5%	5%	N/A	N/A	(per cabinet)
Secured Drawer featuring Master Lock Biometric Technology NEW	G•51	DRWSEC, DRWSECL, DRWSECR	N/A	590	N/A	N/A	N/A	(per cabinet)
		DRWSECB	N/A	1180	N/A	N/A	N/A	(per cabinet)
Shaker Mullion Door	G•16	SHMD, SHMD.TOP, SHMD.MID, SHMD.BTM, SHMD.P	see Specialty Doors for details					
Single Panel Tall Door NEW	G•13	SGLPN	N/A	N/A	0	N/A	N/A	(per door)
Sink Base Cleaning Caddy	G•51	SBCADDYL, SBCADDYR	N/A	1225	N/A	N/A	N/A	(per cabinet)
Sink Base Cleaning Caddy Small	G•51	SBCADDYSML, SBCADDYSMR	N/A	950	N/A	N/A	N/A	(per cabinet)
Split Doors	G•13	SPLITDR, SPLITDR.LL, SPLITDR.RR, SPLITDR.P, SPLITDR.LL.P, SPLITDR.RR.P	0	0	0	N/A	N/A	(per cabinet)
Split Drawers	G•13	SPLITDRWS	N/A	0	0	N/A	N/A	(per cabinet)
Stacked Wall Cabinet Heights	G•22	STW.TOP_, STW.BTM_	0	N/A	N/A	N/A	N/A	(per cabinet)
Storage Open Rail Base	G•22	STORB	N/A	100	100	N/A	N/A	(per cabinet)
Toekick Drawer	G•30	DRWTK	N/A	720	720	N/A	N/A	(per cabinet)
Toekick Pedestal	G•30	TKP	0	0	0	N/A	N/A	(per cabinet)
Top Valance Rail – Arch	G•23	TVRAV, TVRAVBTM, TVRAVMID, TVRAVTOP, TVRAV.P	0	0	0	N/A	N/A	(per cabinet)
Top Valance Rail – Straight	G•23	TVRVV, TVRVVBTM, TVRVVMID, TVRVVTOP, TVRVV.P	0	0	0	N/A	N/A	(per cabinet)
Top Valance Rail – Style B NEW	G•23	TVRB, TVRBTOP, TVRBMID, TVRBBTM, TVRB.P	0	0	0	N/A	N/A	(per cabinet)
Top Valance Rail – Style D NEW	G•23	TVRD, TVRDTOP, TVRDMID, TVRDBTM, TVRD.P	0	0	0	N/A	N/A	(per cabinet)
Top Valance Rail – Style E NEW	G•23	TVRE, TVRETOP, TVREMID, TVREBTM, TVRE.P	0	0	0	N/A	N/A	(per cabinet)
Top Valance Rail – Style H NEW	G•23	TVRH, TVRHTOP, TVRHMID, TVRHBTM, TVRH.P	0	0	0	N/A	N/A	(per cabinet)
Top Valance Rail – Style J NEW	G•23	TVRJ, TVRJTOP, TVRJMID, TVRJBTM, TVRJ.P	0	0	0	N/A	N/A	(per cabinet)
Top Valance Rail – Style K NEW	G•23	TVRK, TVRKTOP, TVRKMID, TVRKBTM, TVRK.P	0	0	0	N/A	N/A	(per cabinet)
Top Valance Rail – Style L NEW	G•23	TVRL, TVRLTOP, TVRLMID, TVRLBTM, TVRL.P	0	0	0	N/A	N/A	(per cabinet)
Transom Doors – Center Panel	G•17	TCP, TCPCG, TCP.TOP, TCPCG.TOP, TCP.P, TCPCG.P	140	N/A	N/A	N/A	N/A	(per door)
Transom Doors – Cut-for-glass	G•17	TCG, TCGCG, TCG.TOP, TCGCG.TOP, TCG.P, TCGCG.P	140	N/A	N/A	N/A	N/A	(per door)
Tray Divider	G•52	_TD, etc.	140	140	140	N/A	N/A	(per divider)
U-shaped Drawer Box	G•33	UDBX, UDBXL, UDBXR, UDBXB, UDBX1, UDBX2, UDBX1L, UDBX2L, UDBX1R, UDBX2R, UDBX1B, UDBX2B, UDBX3, UDBX4	N/A	85	85	N/A	N/A	(per drawer box)
U-shaped Roll Tray	G•34	URT, URTL, URTR, URTB	N/A	85	85	N/A	N/A	(per roll tray)
		URT_	N/A	355	355	N/A	N/A	(per roll tray)
Vanity Wastebasket Container	G•52	VWBL, VWBR	N/A	1200	N/A	N/A	N/A	(per cabinet)
Void Toekick	G•30	VTK	N/A	0	0	N/A	N/A	(per cabinet)
Wall End and Back Extended Down	G•28	EXDNL, EXDNR, EXDNLRB	140	N/A	N/A	N/A	N/A	(per end)
Wide Stiles	G•24	WSL1.5, WSR1.5, WSL3, WSR3, WSB1.5, WSB3	60	60	60	N/A	N/A	(per side)
Wide Top Rail	G•24	WTR	60	60	60	60	60	(per cabinet)
Wood Tiered Cutlery Divider Drawer	G•52	WTCD, WTCDL, WTCDR	N/A	430	430	N/A	N/A	(per cabinet)
		WTCDB	N/A	850	850	N/A	N/A	(per cabinet)
Wood Tiered K-Cup Drawer	G•52	WTKCUP, WTKCUPL, WTKCUPR	N/A	670	670	N/A	N/A	(per cabinet)
		WTKCUPB	N/A	1340	1340	N/A	N/A	(per cabinet)
3″ Wood Top Clipped Corner	G•35	WTCLIP3L, WTCLIP3R, WTCLIP3B, WTCLIP3LFRT.LBK, WTCLIP3RFRT.RBK	30	30	N/A	N/A	N/A	(per side)
6″ Wood Top Clipped Corner	G•35	WTCLIP6L, WTCLIP6R, WTCLIP6B, WTCLIP6LFRT.LBK, WTCLIP6RFRT.RBK	30	30	N/A	N/A	N/A	(per side)

Custom Modifications

MODIFICATION / UPGRADE	OPTION NAME	BAND	BND	FL/FR	F.ALL	F.FRT	MIP	PFINBTMB	PRO	PRO.ALL	AOMBWB	AOMD	IFHG	MFO	PTOWB	SGLPN	SPLITDR	SPLITDRWS	AF	CC	CG	GAMD	HC	MC	MD	PRMD	SHMD	TCG	TCP	ADRW	BVR	CBO	CCO	CFNTO	CFRMO	CLIP	CND	EX	EX_OL	FBF	FTK	INVFRM	OBRB	REC	STORB	STW	TBN	TVR	WS	WTR
Finish Modifications	BAND															✓																																			
	BND															✓																																			
	FL/FR						✓	✓			✓	✓	✓	✓	✓	✓	✓	✓	✓	✓	✓	✓	✓	✓	✓	✓	✓	✓	✓	✓	✓	✓			✓	✓	✓	✓	✓	✓	✓	✓	✓	✓	✓	✓	✓	✓	✓	✓
	F.ALL					✓	✓		✓	✓	✓	✓		✓	✓	✓	✓	✓		✓	✓	✓	✓	✓	✓	✓	✓	✓	✓	✓	✓	✓	✓	✓	✓	✓	✓	✓	✓	✓	✓	✓	✓	✓	✓	✓	✓	✓	✓
	F.FRT				✓		✓		✓	✓	✓	✓		✓	✓	✓	✓	✓		✓	✓	✓	✓	✓	✓	✓	✓	✓	✓	✓	✓	✓	✓	✓	✓	✓	✓	✓	✓	✓	✓	✓	✓	✓	✓	✓	✓	✓	✓
	MIP			✓	✓	✓		✓	✓	✓	✓	✓	✓	✓	✓	✓	✓	✓	✓	✓	✓	✓	✓	✓	✓	✓	✓	✓	✓	✓	✓	✓			✓	✓	✓	✓	✓	✓	✓	✓	✓	✓	✓	✓	✓	✓	✓
	PFINBTMB						✓					✓	✓	✓	✓	✓	✓	✓	✓	✓	✓	✓	✓	✓	✓	✓	✓	✓		✓	✓	✓			✓	✓	✓	✓	✓	✓	✓	✓	✓	✓		✓		✓	✓	✓
	PRO				✓	✓	✓			✓	✓	✓		✓	✓	✓	✓	✓		✓	✓	✓	✓	✓	✓	✓	✓	✓	✓	✓	✓	✓	✓	✓	✓	✓	✓	✓	✓	✓	✓	✓	✓		✓		✓	✓	✓	✓
	PRO.ALL				✓	✓	✓		✓		✓	✓		✓	✓	✓	✓	✓		✓	✓	✓	✓	✓	✓	✓	✓	✓	✓	✓	✓	✓	✓	✓	✓	✓	✓	✓	✓	✓	✓	✓	✓		✓		✓	✓	✓	✓
Door and Drawer Front Modifications	AOMBWB			✓	✓	✓	✓		✓	✓		✓	✓	✓	✓	✓	✓	✓		✓	✓	✓	✓	✓	✓	✓	✓	✓	✓	✓	✓	✓	✓	✓	✓	✓	✓	✓	✓	✓	✓	✓	✓		✓	✓	✓	✓	✓	✓
	AOMD			✓	✓	✓	✓	✓	✓	✓	✓			✓	✓	✓	✓	✓	✓	✓	✓	✓	✓	✓	✓	✓	✓	✓	✓	✓	✓	✓	✓	✓	✓	✓	✓	✓	✓	✓	✓	✓	✓		✓	✓	✓	✓	✓	✓
	IFHG			✓			✓	✓			✓				✓	✓	✓	✓	✓	✓	✓	✓	✓	✓	✓	✓	✓	✓	✓	✓	✓	✓	✓	✓	✓	✓	✓	✓		✓	✓	✓	✓	✓	✓	✓	✓	✓	✓	✓
	MFO			✓	✓	✓	✓	✓	✓	✓	✓	✓			✓	✓	✓	✓	✓	✓	✓	✓	✓	✓	✓	✓	✓	✓	✓	✓	✓	✓	✓		✓	✓	✓	✓	✓	✓	✓	✓	✓	✓	✓	✓	✓	✓	✓
	PTOWB			✓	✓	✓	✓	✓	✓	✓	✓	✓	✓	✓		✓	✓	✓		✓	✓	✓	✓	✓	✓	✓	✓	✓	✓	✓	✓	✓	✓	✓	✓	✓	✓	✓	✓	✓	✓	✓		✓	✓	✓	✓	✓	✓
	SGLPN	✓	✓	✓	✓	✓	✓	✓	✓	✓	✓	✓	✓	✓	✓		✓	✓			✓									✓	✓	✓	✓	✓	✓	✓	✓	✓	✓	✓	✓	✓	✓	✓	✓	✓	✓	✓	✓	✓
	SPLITDR			✓	✓	✓	✓	✓	✓	✓	✓	✓	✓	✓	✓	✓		✓	✓	✓	✓	✓	✓	✓	✓	✓	✓	✓	✓	✓	✓			✓		✓	✓	✓	✓	✓	✓	✓		✓	✓	✓	✓	✓	✓	✓
	SPLITDRWS			✓	✓	✓	✓	✓	✓	✓	✓	✓	✓	✓	✓	✓	✓			✓	✓	✓	✓	✓	✓	✓	✓	✓	✓		✓					✓	✓	✓	✓	✓	✓	✓	✓	✓	✓	✓	✓	✓	✓	✓
Specialty Door Modifications	AF			✓			✓	✓				✓	✓	✓			✓													✓	✓	✓	✓	✓	✓	✓	✓	✓	✓	✓	✓	✓	✓		✓	✓	✓	✓	✓	✓
	CC			✓	✓	✓	✓	✓	✓	✓	✓	✓	✓	✓	✓		✓	✓			✓	✓	✓	✓	✓	✓	✓	✓	✓	✓			✓		✓	✓	✓	✓	✓	✓	✓	✓		✓	✓	✓	✓	✓	✓
	CG			✓	✓	✓	✓	✓	✓	✓	✓	✓	✓	✓	✓	✓	✓	✓		✓		✓	✓	✓	✓	✓	✓	✓	✓	✓			✓		✓	✓	✓	✓	✓	✓	✓	✓	✓	✓	✓	✓	✓	✓	✓
	GAMD			✓	✓	✓	✓	✓	✓	✓	✓	✓	✓	✓	✓		✓	✓		✓	✓		✓	✓	✓	✓	✓	✓	✓	✓	✓	✓	✓	✓	✓	✓	✓	✓	✓	✓	✓	✓		✓	✓	✓	✓	✓	✓
	HC			✓	✓	✓	✓	✓	✓	✓	✓	✓	✓	✓	✓		✓	✓		✓	✓	✓		✓	✓	✓	✓	✓	✓	✓	✓			✓		✓	✓	✓	✓	✓	✓	✓	✓		✓	✓	✓	✓	✓	✓
	MC			✓	✓	✓	✓	✓	✓	✓	✓	✓	✓	✓	✓		✓	✓		✓	✓	✓	✓		✓	✓	✓	✓	✓	✓	✓			✓		✓	✓	✓	✓	✓	✓	✓	✓		✓	✓	✓	✓	✓	✓
	MD			✓	✓	✓	✓	✓	✓	✓	✓	✓	✓	✓	✓		✓	✓		✓	✓	✓	✓	✓		✓	✓	✓	✓	✓	✓	✓	✓	✓	✓	✓	✓	✓	✓	✓	✓	✓	✓	✓	✓	✓	✓	✓	✓	✓
	PRMD			✓	✓	✓	✓	✓	✓	✓	✓	✓	✓	✓	✓		✓	✓		✓	✓	✓	✓	✓	✓		✓	✓	✓	✓	✓			✓		✓	✓	✓	✓	✓	✓	✓		✓	✓	✓	✓	✓	✓	✓
	SHMD			✓	✓	✓	✓	✓	✓	✓	✓	✓	✓	✓	✓		✓	✓		✓	✓	✓	✓	✓	✓	✓		✓	✓	✓	✓	✓	✓	✓	✓	✓	✓	✓	✓	✓	✓	✓	✓		✓	✓	✓	✓	✓	✓
	TCG			✓	✓	✓	✓	✓	✓	✓	✓	✓	✓	✓	✓		✓	✓		✓	✓	✓	✓	✓	✓	✓	✓		✓	✓	✓			✓	✓	✓	✓	✓	✓	✓	✓	✓	✓		✓	✓	✓	✓	✓	✓
	TCP			✓	✓	✓	✓	✓	✓	✓	✓	✓	✓	✓	✓		✓	✓		✓	✓	✓	✓	✓	✓	✓	✓	✓		✓	✓			✓	✓	✓	✓	✓	✓	✓	✓	✓	✓		✓	✓	✓	✓	✓	✓
Cabinet Box Frame Modifications	ADRW			✓	✓	✓	✓		✓	✓	✓	✓	✓	✓	✓	✓	✓		✓	✓	✓	✓	✓	✓	✓	✓	✓	✓		✓	✓	✓			✓	✓	✓	✓	✓	✓	✓	✓		✓	✓	✓	✓	✓	✓	✓
	BVR			✓	✓	✓	✓	✓	✓	✓	✓	✓	✓	✓	✓	✓	✓	✓	✓	✓	✓	✓	✓	✓	✓	✓	✓	✓	✓	✓		✓	✓	✓	✓	✓	✓	✓	✓	✓	✓	✓			✓	✓	✓	✓	✓	✓
	CBO			✓	✓	✓	✓	✓	✓	✓	✓	✓	✓	✓	✓	✓			✓			✓			✓		✓		✓	✓					✓		✓	✓	✓	✓	✓	✓	✓	✓	✓	✓	✓	✓	✓	✓
	CCO			✓	✓	✓	✓	✓	✓	✓	✓	✓	✓	✓	✓	✓			✓			✓			✓		✓		✓	✓					✓		✓	✓	✓	✓	✓	✓	✓	✓	✓	✓	✓	✓	✓	✓
	CFNTO				✓	✓			✓	✓	✓	✓	✓	✓	✓	✓	✓		✓	✓	✓	✓	✓	✓	✓	✓	✓	✓			✓					✓	✓	✓	✓	✓	✓	✓	✓	✓		✓	✓	✓	✓	✓
	CFRMO				✓	✓			✓	✓	✓	✓	✓		✓	✓			✓			✓			✓		✓	✓	✓		✓					✓	✓	✓	✓	✓	✓	✓	✓	✓	✓	✓	✓	✓	✓	✓
	CLIP			✓	✓	✓	✓	✓	✓	✓	✓	✓	✓	✓	✓	✓	✓	✓	✓	✓	✓	✓	✓	✓	✓	✓	✓	✓	✓	✓	✓	✓	✓	✓	✓		✓	✓	✓	✓	✓	✓	✓		✓	✓	✓	✓	✓	✓
	CND			✓	✓	✓	✓	✓	✓	✓	✓	✓	✓	✓	✓	✓	✓	✓	✓	✓	✓	✓	✓	✓	✓	✓	✓	✓	✓	✓	✓			✓	✓	✓		✓	✓	✓	✓	✓	✓	✓	✓	✓	✓	✓	✓	✓
	EX			✓	✓	✓	✓	✓	✓	✓	✓	✓	✓	✓	✓	✓	✓	✓	✓	✓	✓	✓	✓	✓	✓	✓	✓	✓	✓	✓	✓	✓	✓	✓	✓	✓	✓		✓	✓	✓	✓	✓	✓	✓	✓	✓	✓	✓	✓
	EX_OL			✓	✓	✓	✓	✓	✓	✓	✓	✓		✓	✓	✓	✓	✓	✓	✓	✓	✓	✓	✓	✓	✓	✓	✓	✓	✓	✓	✓	✓	✓	✓	✓	✓	✓		✓	✓	✓	✓	✓	✓	✓	✓	✓	✓	✓
	FBF			✓	✓	✓	✓	✓	✓	✓	✓	✓	✓	✓	✓	✓	✓	✓	✓	✓	✓	✓	✓	✓	✓	✓	✓	✓	✓	✓	✓	✓	✓	✓	✓	✓	✓	✓	✓		✓	✓	✓	✓	✓	✓	✓	✓	✓	✓
	FTK			✓	✓	✓	✓	✓	✓	✓	✓	✓	✓	✓	✓	✓	✓	✓	✓	✓	✓	✓	✓	✓	✓	✓	✓	✓	✓	✓	✓	✓	✓	✓	✓	✓	✓	✓	✓	✓		✓	✓	✓	✓	✓	✓	✓	✓	✓
	INVFRM			✓	✓	✓	✓	✓	✓	✓	✓	✓	✓	✓	✓	✓	✓	✓	✓	✓	✓	✓	✓	✓	✓	✓	✓	✓	✓	✓	✓	✓	✓	✓	✓	✓	✓	✓	✓	✓	✓		✓		✓	✓	✓	✓	✓	✓
	OBRB			✓	✓	✓	✓	✓	✓	✓	✓	✓	✓	✓	✓	✓		✓	✓	✓	✓	✓	✓	✓	✓	✓	✓	✓	✓	✓		✓	✓	✓	✓	✓	✓	✓	✓	✓		✓	✓		✓	✓	✓	✓	✓	✓
	REC						✓	✓					✓	✓		✓	✓	✓	✓		✓				✓	✓						✓	✓	✓	✓		✓	✓	✓	✓								✓	✓	✓
	STORB			✓	✓	✓	✓		✓	✓	✓	✓	✓	✓	✓	✓	✓	✓	✓	✓	✓	✓	✓	✓	✓	✓	✓	✓	✓	✓	✓	✓	✓		✓	✓	✓	✓	✓	✓	✓	✓	✓			✓	✓	✓	✓	✓
	STW			✓			✓	✓			✓	✓	✓	✓	✓	✓	✓	✓	✓	✓	✓	✓	✓	✓	✓	✓	✓	✓	✓	✓	✓	✓	✓	✓	✓	✓	✓	✓	✓	✓	✓		✓		✓		✓	✓	✓	✓
	TBN			✓	✓	✓	✓		✓	✓	✓	✓	✓	✓	✓	✓	✓	✓	✓	✓	✓	✓	✓	✓	✓	✓	✓	✓	✓	✓	✓	✓	✓	✓	✓	✓	✓	✓	✓	✓	✓	✓	✓		✓	✓		✓	✓	✓
	TVR			✓	✓	✓	✓	✓	✓	✓	✓	✓	✓	✓	✓	✓	✓	✓	✓	✓	✓	✓	✓	✓	✓	✓	✓	✓	✓	✓	✓	✓	✓	✓	✓	✓	✓	✓	✓	✓	✓	✓	✓	✓	✓	✓	✓		✓	✓
	WS			✓	✓	✓	✓	✓	✓	✓	✓	✓	✓	✓	✓	✓	✓	✓	✓	✓	✓	✓	✓	✓	✓	✓	✓	✓	✓	✓	✓	✓	✓	✓	✓	✓	✓	✓	✓	✓	✓	✓	✓	✓	✓	✓	✓	✓		✓
	WTR			✓	✓	✓	✓	✓	✓	✓	✓	✓	✓	✓	✓	✓	✓	✓	✓	✓	✓	✓	✓	✓	✓	✓	✓	✓	✓	✓	✓	✓	✓	✓	✓	✓	✓	✓	✓	✓	✓	✓	✓	✓	✓	✓	✓	✓	✓	

Orders for cabinets with non-compatible modifications will not be processed.
Some exceptions may apply.
✓ Represents compatible modification and upgrade.

MODIFICATION/ UPGRADE	OPTION NAME	AUTH	CSFPE	EXBK	EXDN	FFD	FPE	INTGE	IPE	ADDTK	ATTTK	DRWTK	RECTK	RECTK_6	RECTKFRT	RECTKFRT6	TKP	VTK	CFP	DRT	FDSRTBTM	RT	SCPDRW	SRT	UDBX	URT	MLDG	MLDG-ALL	NOMLDG	WTCLIP	ADD_SHLF	CHGDRW	CMAT	CSDGBK	DRWSEC	FD	FLUT	ID	IH	IW	LIGHT	RD	RH	ROSFLUT	RW	SBCADDY	SBCADDYSM	TD	VLSO	VWB	WTCD	WTKCUP
Finish Modifications	BAND																																																				
	BND																																																				
	FL/FR	✓		✓	✓				✓	✓	✓	✓	✓	✓	✓	✓	✓	✓	✓	✓	✓	✓	✓	✓	✓					✓	✓	✓	✓	✓	✓	✓	✓	✓	✓	✓	✓	✓	✓	✓	✓	✓	✓			✓	✓
	F.ALL	✓	✓	✓	✓	✓	✓	✓	✓	✓	✓	✓	✓				✓	✓	✓	✓		✓	✓	✓	✓	✓	✓	✓	✓	✓				✓		✓	✓	✓	✓	✓		✓	✓	✓	✓			✓				
	F.FRT	✓	✓	✓	✓	✓	✓	✓	✓	✓	✓	✓	✓				✓	✓	✓	✓		✓	✓	✓	✓	✓	✓	✓	✓	✓				✓		✓	✓	✓	✓	✓		✓	✓	✓	✓			✓				
	MIP	✓	✓	✓	✓	✓	✓	✓	✓	✓	✓	✓	✓	✓	✓	✓	✓	✓	✓	✓	✓	✓	✓	✓	✓	✓	✓	✓	✓	✓	✓	✓	✓	✓	✓	✓	✓	✓	✓	✓	✓	✓	✓	✓	✓	✓	✓	✓	✓	✓	✓	✓
	PFINBTMB	✓	✓	✓	✓	✓	✓	✓	✓				✓		✓						✓	✓				✓					✓				✓		✓	✓	✓	✓	✓	✓	✓	✓	✓			✓				
	PRO	✓	✓	✓	✓	✓	✓	✓	✓	✓	✓	✓	✓				✓	✓	✓	✓		✓	✓	✓	✓	✓	✓	✓	✓	✓				✓		✓	✓	✓	✓	✓		✓	✓	✓	✓			✓				
	PRO.ALL	✓	✓	✓	✓	✓	✓	✓	✓	✓	✓	✓	✓				✓	✓	✓	✓		✓	✓	✓	✓	✓	✓	✓	✓	✓				✓		✓	✓	✓	✓	✓		✓	✓	✓	✓			✓				
Door and Drawer Front Modifications	AOMBWB	✓	✓	✓	✓	✓	✓	✓	✓	✓	✓	✓	✓				✓	✓	✓	✓		✓	✓	✓	✓	✓	✓	✓	✓	✓		✓		✓	✓	✓	✓	✓	✓	✓		✓	✓	✓	✓	✓	✓	✓		✓		
	AOMD	✓	✓	✓	✓	✓	✓	✓	✓	✓	✓	✓	✓				✓	✓	✓	✓		✓	✓	✓	✓	✓	✓	✓	✓	✓	✓	✓		✓	✓	✓	✓	✓	✓	✓	✓	✓	✓	✓	✓	✓	✓	✓		✓		
	IFHG	✓	✓	✓	✓		✓		✓	✓	✓	✓	✓	✓	✓	✓	✓	✓	✓	✓	✓	✓	✓	✓	✓					✓	✓	✓	✓		✓	✓	✓	✓	✓	✓	✓	✓	✓	✓	✓	✓	✓	✓	✓	✓	✓	✓
	MFO	✓	✓	✓	✓	✓	✓	✓	✓		✓	✓	✓				✓	✓	✓	✓		✓	✓	✓	✓	✓	✓	✓	✓	✓	✓		✓	✓	✓	✓	✓	✓	✓	✓	✓	✓	✓	✓	✓	✓	✓			✓	
	PTOWB	✓	✓	✓	✓	✓	✓	✓	✓	✓	✓	✓	✓	✓		✓	✓	✓	✓	✓			✓	✓	✓	✓	✓	✓	✓	✓	✓	✓		✓	✓	✓	✓	✓	✓	✓		✓	✓	✓	✓	✓	✓				✓	
	SGLPN	✓	✓	✓	✓	✓	✓	✓	✓	✓	✓	✓	✓		✓		✓	✓	✓	✓	✓	✓	✓	✓	✓	✓	✓	✓	✓	✓	✓	✓	✓	✓	✓	✓	✓	✓	✓	✓	✓	✓	✓	✓	✓	✓	✓	✓	✓	✓	✓	✓
	SPLITDR	✓	✓	✓	✓	✓	✓	✓	✓	✓	✓	✓	✓	✓	✓	✓	✓	✓	✓	✓	✓	✓	✓	✓	✓	✓	✓	✓	✓	✓	✓	✓	✓	✓	✓	✓	✓	✓	✓		✓	✓	✓	✓	✓	✓	✓	✓			✓	✓
	SPLITDRWS	✓	✓	✓	✓	✓	✓	✓	✓	✓	✓	✓	✓	✓	✓	✓	✓	✓		✓	✓	✓	✓	✓	✓	✓	✓	✓	✓	✓	✓		✓	✓		✓	✓	✓	✓			✓	✓	✓	✓		✓	✓	✓				✓
Specialty Door Modifications	AF	✓	✓	✓	✓	✓	✓	✓	✓	✓	✓	✓	✓				✓	✓	✓	✓		✓		✓		✓					✓	✓	✓	✓	✓	✓	✓	✓	✓	✓		✓	✓	✓	✓	✓	✓	✓			✓	✓
	CC	✓	✓	✓	✓	✓	✓	✓	✓	✓	✓	✓	✓				✓	✓	✓	✓		✓	✓	✓	✓	✓	✓	✓	✓	✓	✓	✓	✓	✓	✓	✓	✓	✓	✓	✓	✓	✓	✓	✓	✓	✓	✓			✓	✓
	CG	✓	✓	✓	✓	✓	✓	✓	✓	✓	✓	✓	✓	✓	✓	✓	✓	✓	✓	✓	✓	✓	✓	✓	✓	✓	✓	✓	✓	✓	✓	✓	✓	✓	✓	✓	✓	✓	✓	✓	✓	✓	✓	✓	✓	✓	✓	✓	✓	✓	✓	✓
	GAMD	✓	✓	✓	✓	✓	✓	✓	✓	✓	✓	✓	✓				✓	✓	✓	✓		✓	✓	✓	✓	✓	✓	✓	✓	✓	✓	✓	✓	✓	✓	✓	✓	✓		✓	✓	✓	✓	✓	✓	✓	✓	✓	✓	✓		
	HC	✓	✓	✓	✓	✓	✓	✓	✓	✓	✓	✓	✓				✓	✓	✓	✓		✓	✓	✓	✓	✓	✓	✓	✓	✓	✓	✓	✓	✓	✓	✓	✓	✓	✓	✓	✓	✓	✓	✓	✓	✓	✓			✓	✓
	MC	✓	✓	✓	✓	✓	✓	✓	✓	✓	✓	✓	✓				✓	✓	✓	✓		✓	✓	✓	✓	✓	✓	✓	✓	✓	✓	✓	✓	✓	✓	✓	✓	✓	✓	✓	✓	✓	✓	✓	✓	✓	✓			✓	✓
	MD	✓	✓	✓	✓	✓	✓	✓	✓	✓	✓	✓	✓	✓	✓	✓	✓	✓	✓	✓		✓	✓	✓	✓	✓	✓	✓	✓	✓	✓	✓	✓	✓	✓	✓	✓	✓		✓	✓	✓	✓	✓	✓	✓	✓	✓	✓	✓	✓	
	PRMD	✓	✓	✓	✓	✓	✓	✓	✓	✓	✓	✓	✓	✓	✓	✓	✓	✓	✓	✓		✓	✓	✓	✓	✓	✓	✓	✓	✓	✓	✓	✓	✓	✓	✓	✓	✓	✓	✓	✓	✓	✓	✓	✓	✓	✓	✓	✓	✓	✓	
	SHMD	✓	✓	✓	✓	✓	✓	✓	✓	✓	✓	✓	✓				✓	✓	✓	✓		✓	✓	✓	✓	✓	✓	✓	✓	✓	✓	✓	✓	✓	✓	✓	✓	✓		✓	✓	✓	✓	✓	✓	✓	✓	✓	✓	✓	✓	
	TCG	✓	✓	✓	✓	✓	✓	✓	✓	✓	✓	✓	✓				✓	✓	✓	✓		✓	✓	✓	✓	✓	✓	✓	✓	✓	✓	✓		✓	✓	✓	✓	✓	✓		✓	✓	✓	✓				✓			✓	
	TCP	✓	✓	✓	✓	✓	✓	✓	✓	✓	✓	✓	✓				✓	✓	✓	✓		✓	✓	✓	✓	✓	✓	✓	✓	✓	✓	✓		✓	✓	✓	✓	✓	✓	✓	✓	✓	✓	✓				✓			✓	
Cabinet Box Frame Modifications	ADRW	✓	✓	✓	✓	✓	✓	✓	✓	✓			✓				✓				✓	✓	✓		✓	✓	✓	✓	✓	✓	✓	✓		✓	✓	✓	✓	✓	✓	✓	✓	✓	✓	✓	✓			✓			✓	
	BVR	✓	✓	✓	✓	✓	✓	✓	✓										✓			✓	✓		✓	✓	✓	✓	✓	✓	✓	✓		✓	✓	✓	✓	✓	✓	✓	✓	✓	✓	✓				✓			✓	
	CBO	✓	✓	✓	✓	✓	✓	✓	✓	✓		✓	✓	✓	✓	✓	✓	✓		✓	✓	✓	✓	✓	✓	✓	✓	✓	✓	✓	✓	✓		✓	✓	✓	✓	✓	✓	✓	✓	✓	✓	✓	✓	✓	✓	✓			✓	✓
	CCO	✓	✓	✓	✓	✓	✓	✓	✓	✓			✓		✓		✓	✓		✓	✓			✓			✓	✓	✓	✓	✓	✓		✓	✓	✓	✓	✓	✓		✓	✓	✓	✓	✓	✓				✓	
	CFNTO													✓	✓	✓			✓								✓	✓	✓	✓							✓		✓	✓			✓	✓	✓				✓	✓		
	CFRMO														✓												✓	✓	✓	✓				✓		✓	✓	✓	✓	✓		✓	✓	✓	✓				✓	✓		
	CLIP	✓	✓	✓	✓	✓	✓			✓	✓		✓		✓		✓	✓	✓	✓	✓	✓	✓	✓	✓	✓	✓	✓	✓	✓	✓			✓		✓	✓	✓	✓	✓	✓	✓	✓	✓	✓	✓	✓	✓				✓
	CND	✓	✓	✓	✓	✓	✓	✓	✓	✓	✓	✓	✓	✓	✓	✓	✓	✓	✓	✓	✓	✓	✓	✓	✓	✓	✓	✓	✓	✓	✓	✓	✓	✓	✓	✓	✓	✓	✓	✓	✓	✓	✓	✓	✓	✓	✓	✓	✓	✓	✓	✓
	EX	✓	✓	✓	✓	✓	✓	✓	✓	✓	✓	✓	✓	✓	✓	✓	✓	✓	✓	✓	✓	✓	✓	✓	✓	✓	✓	✓	✓	✓	✓	✓	✓	✓	✓	✓	✓	✓	✓	✓	✓	✓	✓	✓	✓	✓	✓	✓	✓	✓	✓	✓
	EX_OL	✓	✓	✓	✓	✓	✓	✓	✓	✓	✓	✓	✓	✓	✓	✓	✓	✓	✓	✓	✓	✓	✓	✓	✓	✓	✓	✓	✓	✓	✓	✓	✓	✓	✓	✓	✓	✓	✓	✓	✓	✓	✓	✓	✓	✓	✓	✓	✓	✓	✓	✓
	FBF	✓	✓	✓	✓	✓	✓	✓	✓	✓	✓	✓	✓	✓	✓	✓	✓	✓	✓			✓	✓		✓	✓	✓	✓	✓	✓	✓	✓		✓	✓	✓	✓	✓	✓	✓	✓	✓	✓	✓	✓			✓			✓	
	FTK	✓	✓	✓	✓	✓	✓	✓	✓		✓	✓	✓				✓		✓	✓	✓	✓	✓	✓	✓	✓	✓	✓	✓	✓	✓	✓	✓	✓	✓	✓	✓	✓	✓	✓	✓	✓	✓	✓	✓	✓	✓	✓	✓	✓	✓	✓
	INVFRM	✓	✓	✓	✓	✓	✓	✓	✓	✓	✓	✓	✓	✓		✓	✓	✓	✓	✓		✓	✓	✓	✓	✓	✓	✓	✓	✓	✓	✓		✓	✓	✓	✓	✓	✓	✓	✓	✓	✓	✓				✓			✓	
	OBRB	✓	✓	✓	✓	✓	✓	✓	✓										✓	✓	✓	✓	✓	✓	✓	✓	✓	✓	✓	✓	✓	✓	✓	✓	✓	✓	✓	✓	✓		✓	✓	✓	✓	✓	✓	✓			✓	✓
	REC	✓	✓				✓	✓							✓						✓										✓			✓		✓	✓	✓	✓	✓	✓	✓	✓	✓							
	STORB	✓	✓	✓	✓	✓	✓	✓	✓		✓								✓			✓	✓		✓	✓	✓	✓	✓	✓	✓	✓		✓	✓	✓	✓	✓	✓		✓	✓	✓	✓			✓			✓	
	STW	✓	✓	✓	✓	✓	✓	✓	✓	✓	✓		✓				✓	✓	✓			✓	✓								✓			✓		✓	✓	✓	✓	✓		✓	✓	✓	✓			✓				
	TBN	✓	✓	✓	✓	✓	✓	✓	✓	✓	✓	✓	✓	✓		✓	✓	✓	✓	✓		✓	✓	✓	✓	✓	✓	✓	✓	✓	✓	✓		✓	✓	✓	✓	✓	✓	✓		✓	✓	✓	✓	✓	✓	✓			✓	
	TVR	✓	✓	✓	✓	✓	✓	✓	✓	✓	✓	✓	✓	✓	✓	✓	✓	✓	✓	✓		✓	✓	✓	✓	✓	✓	✓	✓	✓	✓	✓		✓	✓	✓	✓	✓	✓	✓	✓	✓	✓	✓			✓	✓	✓	✓	✓
	WS	✓	✓	✓	✓	✓	✓	✓	✓	✓	✓	✓	✓	✓	✓	✓	✓	✓	✓	✓	✓	✓	✓	✓	✓	✓	✓	✓	✓	✓	✓		✓	✓		✓	✓	✓	✓	✓	✓	✓	✓	✓	✓	✓	✓	✓				✓
	WTR	✓	✓	✓	✓	✓	✓	✓	✓	✓	✓	✓	✓	✓	✓	✓	✓	✓	✓	✓	✓	✓	✓	✓	✓	✓	✓	✓	✓	✓	✓	✓	✓	✓	✓	✓	✓	✓	✓	✓	✓	✓	✓	✓	✓	✓	✓	✓	✓	✓	✓	✓

Orders for cabinets with non-compatible modifications will not be processed.
Some exceptions may apply.
✓ Represents compatible modification and upgrade.

Custom Modifications

MODIFICATION / UPGRADE	OPTION NAME	BAND	BND	FL/FR	F.ALL	F.FRT	MIP	PFINBTMB	PRO	PRO.ALL	AOMBWB	AOMD	IFHG	MFO	PTOWB	SGLPN	SPLITDR	SPLITDRWS	AF	CC	CG	GAMD	HC	MC	MD	PRMD	SHMD	TCG	TCP	ADRW	BVR	CBO	CCO	CFNTO	CFRMO	CLIP	CND	EX	EX_OL	FBF	FTK	INVFRM	OBRB	REC	STORB	STW	TBN	TVR	WS	WTR
End Modifications	AUTH			✓	✓	✓	✓	✓	✓	✓	✓	✓	✓	✓	✓	✓	✓	✓	✓	✓	✓	✓	✓	✓	✓	✓	✓	✓	✓	✓	✓	✓	✓			✓	✓	✓	✓	✓	✓	✓	✓	✓	✓	✓	✓	✓	✓	✓
	CSFPE				✓	✓	✓	✓	✓	✓	✓	✓	✓	✓	✓	✓	✓	✓	✓	✓	✓	✓	✓	✓	✓	✓	✓	✓	✓	✓	✓	✓	✓			✓	✓	✓	✓	✓	✓	✓	✓	✓	✓	✓	✓	✓	✓	✓
	EXBK			✓	✓	✓	✓	✓	✓	✓	✓	✓	✓	✓	✓	✓	✓	✓	✓	✓	✓	✓	✓	✓	✓	✓	✓	✓	✓	✓	✓	✓	✓			✓	✓	✓	✓	✓	✓	✓	✓		✓	✓	✓	✓	✓	✓
	EXDN			✓	✓	✓	✓	✓	✓	✓	✓	✓	✓	✓	✓	✓	✓	✓	✓	✓	✓	✓	✓	✓	✓	✓	✓	✓	✓	✓	✓	✓	✓			✓	✓	✓	✓	✓	✓	✓	✓		✓	✓	✓	✓	✓	✓
	FFD				✓	✓	✓	✓	✓	✓	✓	✓		✓	✓	✓	✓	✓	✓	✓	✓	✓	✓	✓	✓	✓	✓	✓	✓	✓	✓	✓	✓			✓	✓	✓	✓	✓	✓	✓	✓		✓	✓	✓	✓	✓	✓
	FPE				✓	✓	✓	✓	✓	✓	✓	✓	✓	✓	✓	✓	✓	✓	✓	✓	✓	✓	✓	✓	✓	✓	✓	✓	✓	✓	✓	✓	✓			✓	✓	✓	✓	✓	✓	✓	✓	✓	✓	✓	✓	✓	✓	✓
	INTGE				✓	✓	✓	✓	✓	✓	✓	✓		✓	✓	✓	✓	✓	✓	✓	✓	✓	✓	✓	✓	✓	✓	✓	✓	✓	✓	✓	✓				✓	✓	✓	✓	✓	✓	✓	✓	✓	✓	✓	✓	✓	✓
	IPE			✓			✓	✓			✓		✓		✓	✓	✓	✓	✓	✓	✓	✓	✓	✓	✓	✓	✓	✓	✓	✓	✓	✓	✓				✓	✓	✓	✓	✓	✓	✓		✓	✓	✓	✓	✓	✓
Toekick Modifications	ADDTK			✓	✓	✓	✓		✓	✓	✓	✓	✓		✓	✓	✓	✓	✓	✓	✓	✓	✓	✓	✓	✓	✓	✓	✓	✓		✓	✓			✓	✓	✓	✓	✓		✓				✓	✓	✓	✓	✓
	ATTTK			✓	✓	✓	✓		✓	✓	✓	✓	✓	✓	✓	✓	✓	✓	✓	✓	✓	✓	✓	✓	✓	✓	✓	✓	✓							✓	✓	✓	✓	✓	✓	✓			✓	✓	✓	✓	✓	✓
	DRWTK			✓	✓	✓	✓		✓	✓	✓	✓	✓	✓	✓	✓	✓	✓	✓	✓	✓	✓	✓	✓	✓	✓	✓	✓	✓			✓					✓	✓	✓	✓	✓	✓					✓	✓	✓	✓
	RECTK			✓	✓	✓	✓	✓	✓	✓	✓	✓	✓	✓	✓	✓	✓	✓	✓	✓	✓	✓	✓	✓	✓	✓	✓	✓	✓	✓		✓	✓			✓	✓	✓	✓	✓	✓	✓				✓	✓	✓	✓	✓
	RECTK_6			✓			✓						✓		✓		✓	✓			✓				✓	✓						✓		✓			✓	✓	✓	✓		✓					✓	✓	✓	✓
	RECTKFRT						✓	✓					✓			✓	✓	✓	✓		✓				✓	✓						✓	✓	✓	✓	✓	✓	✓	✓	✓				✓				✓	✓	✓
	RECTKFRT6			✓			✓						✓		✓		✓	✓			✓				✓	✓						✓		✓			✓	✓	✓	✓		✓					✓	✓	✓	✓
	TKP			✓	✓	✓	✓		✓	✓	✓	✓	✓	✓	✓	✓	✓	✓	✓	✓	✓	✓	✓	✓	✓	✓	✓	✓	✓			✓	✓			✓	✓	✓	✓	✓	✓	✓				✓	✓	✓	✓	✓
	VTK			✓	✓	✓	✓		✓	✓	✓	✓	✓	✓	✓	✓	✓	✓	✓	✓	✓	✓	✓	✓	✓	✓	✓	✓	✓			✓	✓			✓	✓	✓	✓	✓		✓				✓	✓	✓	✓	✓
Drawer and Roll Tray Modifications	CFP			✓	✓	✓	✓		✓	✓	✓	✓	✓	✓	✓	✓	✓		✓	✓	✓	✓	✓	✓	✓	✓	✓	✓	✓		✓			✓		✓	✓	✓	✓	✓	✓	✓	✓		✓	✓	✓	✓	✓	✓
	DRT			✓	✓	✓	✓		✓	✓	✓	✓	✓	✓	✓	✓	✓	✓	✓	✓	✓	✓	✓	✓	✓	✓	✓	✓	✓			✓	✓			✓	✓	✓	✓		✓	✓	✓				✓	✓	✓	✓
	FDSRTBTM						✓	✓					✓			✓	✓	✓	✓		✓									✓		✓	✓			✓	✓	✓	✓		✓		✓	✓					✓	✓
	RT			✓	✓	✓	✓	✓	✓	✓	✓	✓	✓	✓		✓	✓	✓	✓	✓	✓	✓	✓	✓	✓	✓	✓	✓	✓	✓	✓				✓	✓	✓	✓	✓	✓	✓	✓		✓	✓	✓	✓	✓	✓
	SCPDRW			✓	✓	✓	✓		✓	✓	✓	✓	✓	✓	✓	✓	✓	✓		✓	✓	✓	✓	✓	✓	✓	✓	✓	✓	✓	✓	✓				✓	✓	✓	✓	✓	✓	✓	✓		✓	✓	✓	✓	✓	✓
	SRT			✓	✓	✓	✓		✓	✓	✓	✓	✓	✓	✓	✓	✓	✓	✓	✓	✓	✓	✓	✓	✓	✓	✓	✓	✓			✓	✓			✓	✓	✓	✓		✓	✓	✓				✓	✓	✓	✓
	UDBX			✓	✓	✓	✓		✓	✓	✓	✓	✓	✓	✓	✓	✓	✓		✓	✓	✓	✓	✓	✓	✓	✓	✓	✓	✓	✓	✓				✓	✓	✓	✓	✓	✓	✓	✓		✓	✓	✓	✓	✓	✓
	URT			✓	✓	✓	✓	✓	✓	✓	✓	✓	✓	✓	✓	✓	✓	✓	✓	✓	✓	✓	✓	✓	✓	✓	✓	✓	✓	✓	✓	✓				✓	✓	✓	✓	✓	✓	✓	✓		✓	✓	✓	✓	✓	✓
Wood Top Modifications	MLDG				✓	✓	✓		✓	✓	✓	✓		✓	✓	✓	✓	✓		✓	✓	✓	✓	✓	✓	✓	✓	✓	✓	✓	✓	✓	✓	✓	✓	✓	✓	✓	✓	✓	✓	✓	✓		✓		✓	✓	✓	✓
	MLDG.ALL				✓	✓	✓		✓	✓	✓	✓		✓	✓	✓	✓	✓		✓	✓	✓	✓	✓	✓	✓	✓	✓	✓	✓	✓	✓	✓	✓	✓	✓	✓	✓	✓	✓	✓	✓	✓		✓		✓	✓	✓	✓
	NOMLDG				✓	✓	✓		✓	✓	✓	✓		✓	✓	✓	✓	✓		✓	✓	✓	✓	✓	✓	✓	✓	✓	✓	✓	✓	✓	✓	✓	✓	✓	✓	✓	✓	✓	✓	✓	✓		✓		✓	✓	✓	✓
	WTCLIP				✓	✓	✓		✓	✓	✓	✓		✓	✓	✓	✓	✓		✓	✓	✓	✓	✓	✓	✓	✓	✓	✓	✓	✓	✓	✓	✓	✓	✓	✓	✓	✓	✓	✓	✓	✓		✓		✓	✓	✓	✓
General Cabinet Modifications	ADD_SHLF			✓			✓	✓				✓	✓	✓	✓	✓	✓	✓	✓	✓	✓	✓	✓	✓	✓	✓	✓	✓	✓	✓	✓	✓			✓	✓	✓	✓	✓	✓	✓	✓	✓	✓	✓	✓	✓	✓	✓
	CHGDRW			✓			✓				✓	✓	✓	✓	✓	✓	✓		✓	✓	✓	✓	✓	✓	✓	✓	✓	✓	✓	✓	✓	✓	✓				✓	✓	✓	✓	✓	✓	✓		✓		✓	✓		✓
	CMAT			✓			✓						✓			✓	✓	✓	✓	✓	✓	✓	✓	✓	✓	✓										✓	✓	✓		✓		✓						✓	✓
	CSDGBK			✓	✓	✓	✓	✓	✓	✓	✓	✓	✓	✓	✓	✓	✓	✓	✓	✓	✓	✓	✓	✓	✓	✓	✓	✓	✓	✓	✓	✓		✓	✓	✓	✓	✓	✓	✓	✓	✓	✓	✓	✓	✓	✓	✓	✓
	DRWSEC			✓			✓				✓	✓		✓	✓	✓	✓		✓	✓	✓	✓	✓	✓	✓	✓	✓	✓	✓	✓	✓	✓				✓	✓	✓	✓	✓	✓	✓		✓		✓	✓		✓
	FD			✓	✓	✓	✓	✓	✓	✓	✓	✓	✓	✓	✓	✓	✓	✓	✓	✓	✓	✓	✓	✓	✓	✓	✓	✓	✓	✓	✓	✓		✓	✓	✓	✓	✓	✓	✓	✓	✓	✓	✓	✓	✓	✓	✓	✓
	FLUT			✓	✓	✓	✓	✓	✓	✓	✓	✓	✓	✓	✓	✓	✓	✓	✓	✓	✓	✓	✓	✓	✓	✓	✓	✓	✓	✓	✓	✓	✓	✓	✓	✓	✓	✓	✓	✓	✓	✓	✓	✓	✓	✓	✓	✓	✓
	ID			✓	✓	✓	✓	✓	✓	✓	✓	✓	✓	✓	✓	✓	✓	✓	✓	✓	✓	✓	✓	✓	✓	✓	✓	✓	✓	✓	✓	✓		✓	✓	✓	✓	✓	✓	✓	✓	✓	✓	✓	✓	✓	✓	✓	✓
	IH			✓	✓	✓	✓	✓	✓	✓	✓	✓	✓	✓	✓	✓	✓	✓	✓	✓	✓	✓	✓	✓	✓	✓	✓	✓	✓	✓	✓	✓	✓	✓	✓	✓	✓	✓	✓	✓	✓	✓	✓	✓	✓	✓	✓	✓	✓
	IW			✓	✓	✓	✓	✓	✓	✓	✓	✓	✓	✓	✓	✓			✓	✓	✓		✓	✓		✓		✓	✓	✓	✓	✓	✓	✓	✓	✓	✓	✓	✓	✓	✓	✓	✓	✓	✓	✓	✓	✓	✓
	LIGHT						✓	✓				✓	✓	✓		✓	✓		✓	✓	✓	✓	✓	✓	✓	✓	✓		✓	✓	✓				✓	✓	✓	✓	✓	✓	✓		✓				✓	✓	✓
	RD			✓	✓	✓	✓	✓	✓	✓	✓	✓	✓	✓	✓	✓	✓	✓	✓	✓	✓	✓	✓	✓	✓	✓	✓	✓	✓	✓	✓	✓		✓	✓	✓	✓	✓	✓	✓	✓	✓	✓	✓	✓	✓	✓	✓	✓
	RH			✓	✓	✓	✓	✓	✓	✓	✓	✓	✓	✓	✓	✓	✓	✓	✓	✓	✓	✓	✓	✓	✓	✓	✓	✓	✓	✓	✓	✓	✓	✓	✓	✓	✓	✓	✓	✓	✓	✓	✓	✓	✓	✓	✓	✓	✓
	ROSFLUT			✓	✓	✓	✓	✓	✓	✓	✓	✓	✓	✓	✓	✓	✓	✓	✓	✓	✓	✓	✓	✓	✓	✓	✓	✓	✓	✓	✓	✓	✓	✓	✓	✓	✓	✓	✓	✓	✓	✓	✓	✓	✓	✓	✓	✓	✓
	RW			✓	✓	✓	✓	✓	✓	✓	✓	✓	✓	✓	✓	✓	✓		✓	✓	✓	✓	✓	✓	✓	✓	✓	✓	✓	✓	✓	✓	✓	✓	✓	✓	✓	✓	✓	✓	✓	✓	✓	✓	✓	✓	✓	✓	✓
	SBCADDY			✓			✓				✓	✓	✓	✓	✓	✓	✓	✓	✓	✓	✓	✓	✓	✓	✓	✓					✓	✓			✓	✓	✓	✓		✓		✓				✓		✓	✓
	SBCADDYSM			✓			✓				✓	✓	✓	✓	✓	✓	✓	✓	✓	✓	✓	✓	✓	✓	✓	✓					✓	✓			✓	✓	✓	✓		✓		✓				✓		✓	✓
	TD			✓	✓	✓	✓	✓	✓	✓	✓	✓	✓	✓		✓	✓	✓	✓	✓	✓	✓	✓	✓	✓	✓	✓	✓	✓	✓	✓				✓	✓	✓	✓	✓	✓	✓	✓		✓	✓	✓	✓	✓	✓
	VLSO						✓						✓			✓					✓	✓			✓	✓	✓						✓	✓		✓	✓	✓		✓							✓		✓
	VWB						✓						✓			✓					✓	✓			✓	✓	✓						✓	✓		✓	✓	✓		✓							✓		✓
	WTCD			✓			✓				✓	✓	✓	✓	✓	✓	✓		✓	✓	✓	✓	✓	✓	✓	✓	✓	✓	✓	✓	✓	✓				✓	✓	✓	✓	✓	✓	✓	✓		✓	✓	✓	✓		✓
	WTKCUP			✓			✓						✓			✓	✓	✓	✓	✓	✓		✓	✓							✓				✓	✓	✓	✓		✓		✓					✓	✓	✓

Orders for cabinets with non-compatible modifications will not be processed.
Some exceptions may apply.
✓ Represents compatible modification and upgrade.

MODIFICATION/ UPGRADE	OPTION NAME	AUTH	CSFPE	EXBK	EXDN	FFD	FPE	INTGE	IPE	ADDTK	ATTTK	DRWTK	RECTK	RECTK_6	RECTKFRT	RECTKFRT6	TKP	VTK	CFP	DRT	FDSRTBTM	RT	SCPDRW	SRT	UDBX	URT	MLDG	MLDG.ALL	NOMLDG	WTCLIP	ADD_SHLF	CHGDRW	CMAT	CSDGBK	DRWSEC	FD	FLUT	ID	IH	IW	LIGHT	RD	RH	ROSFLUT	RW	SBCADDY	SBCADDYSM	TD	VLSO	VWB	WTCD	WTKCUP
End Modifications	AUTH			✓	✓	✓	✓	✓	✓	✓	✓	✓	✓	✓	✓	✓	✓	✓	✓	✓	✓	✓	✓	✓	✓	✓	✓	✓	✓	✓	✓	✓	✓	✓	✓	✓	✓	✓	✓	✓	✓	✓	✓	✓	✓	✓	✓	✓	✓	✓	✓	✓
	CSFPE			✓	✓	✓	✓	✓	✓	✓	✓	✓	✓	✓	✓	✓	✓	✓	✓	✓	✓	✓	✓	✓	✓	✓	✓	✓	✓	✓	✓	✓	✓	✓	✓	✓	✓	✓	✓	✓	✓	✓	✓	✓	✓	✓	✓	✓	✓	✓	✓	✓
	EXBK	✓	✓		✓		✓	✓	✓	✓	✓	✓	✓	✓	✓	✓	✓	✓	✓	✓	✓	✓	✓	✓	✓	✓	✓	✓	✓	✓	✓	✓	✓	✓	✓	✓	✓	✓	✓	✓	✓	✓	✓	✓	✓	✓	✓	✓	✓	✓	✓	✓
	EXDN	✓	✓	✓			✓	✓	✓										✓			✓	✓		✓	✓	✓	✓	✓	✓	✓	✓		✓	✓	✓	✓	✓	✓	✓	✓	✓	✓	✓	✓			✓			✓	
	FFD	✓	✓				✓			✓	✓		✓	✓		✓	✓	✓	✓	✓		✓	✓	✓	✓	✓	✓	✓	✓	✓	✓	✓	✓	✓	✓	✓	✓	✓	✓	✓	✓	✓	✓	✓	✓	✓	✓	✓	✓	✓	✓
	FPE	✓	✓	✓	✓	✓		✓	✓	✓	✓	✓	✓	✓	✓	✓	✓	✓	✓	✓	✓	✓	✓	✓	✓	✓	✓	✓	✓	✓	✓	✓	✓	✓	✓	✓	✓	✓	✓	✓	✓	✓	✓	✓	✓	✓	✓	✓	✓	✓	✓	✓
	INTGE	✓	✓	✓	✓		✓		✓				✓	✓	✓	✓		✓	✓	✓	✓	✓	✓	✓	✓	✓	✓	✓	✓	✓	✓	✓	✓	✓	✓	✓	✓	✓	✓	✓	✓	✓	✓	✓	✓			✓	✓	✓	✓	✓
	IPE	✓	✓	✓	✓		✓			✓	✓	✓	✓	✓		✓	✓	✓	✓	✓	✓	✓	✓	✓	✓	✓					✓	✓	✓	✓		✓	✓	✓	✓	✓	✓	✓	✓	✓	✓	✓	✓	✓	✓	✓	✓
Toekick Modifications	ADDTK	✓	✓	✓		✓	✓						✓				✓	✓	✓			✓	✓		✓	✓	✓	✓	✓	✓	✓	✓		✓	✓	✓	✓	✓	✓	✓		✓	✓	✓	✓			✓			✓	
	ATTTK	✓	✓	✓		✓	✓				✓						✓		✓			✓	✓		✓	✓	✓	✓	✓	✓	✓		✓	✓	✓	✓	✓	✓	✓	✓	✓	✓	✓	✓			✓			✓	✓
	DRWTK	✓	✓	✓			✓				✓		✓					✓	✓	✓	✓	✓	✓	✓	✓	✓	✓	✓	✓	✓	✓	✓	✓	✓	✓	✓	✓	✓	✓	✓	✓	✓	✓	✓	✓	✓	✓			✓	✓
	RECTK	✓	✓	✓		✓	✓	✓	✓	✓		✓					✓	✓	✓	✓	✓	✓	✓	✓	✓	✓	✓	✓	✓	✓	✓	✓	✓	✓	✓	✓	✓	✓	✓	✓	✓	✓	✓	✓			✓			✓	✓
	RECTK_6	✓	✓	✓		✓	✓	✓	✓							✓	✓	✓	✓	✓	✓	✓	✓	✓	✓	✓						✓	✓	✓	✓	✓	✓	✓	✓	✓	✓	✓	✓		✓	✓	✓	✓	✓	✓	✓
	RECTKFRT	✓	✓	✓			✓	✓													✓										✓			✓		✓	✓	✓	✓	✓	✓	✓	✓	✓							
	RECTKFRT6	✓	✓	✓		✓	✓	✓	✓					✓			✓	✓	✓	✓	✓	✓	✓	✓	✓	✓						✓	✓	✓	✓	✓	✓	✓	✓	✓	✓	✓	✓		✓	✓	✓	✓	✓	✓	✓
	TKP	✓	✓	✓		✓	✓			✓	✓		✓	✓		✓			✓	✓	✓	✓	✓	✓	✓	✓	✓	✓	✓	✓	✓	✓	✓	✓	✓	✓	✓	✓	✓	✓	✓	✓	✓	✓	✓	✓	✓	✓	✓	✓	✓
	VTK	✓	✓	✓		✓	✓	✓	✓	✓		✓	✓	✓		✓			✓	✓		✓	✓	✓	✓	✓	✓	✓	✓	✓	✓	✓	✓	✓	✓	✓	✓	✓	✓	✓	✓	✓	✓	✓	✓	✓	✓			✓	✓
Drawer and Roll Tray Modifications	CFP	✓	✓	✓	✓	✓	✓	✓	✓	✓	✓	✓	✓	✓		✓	✓	✓		✓	✓	✓		✓			✓	✓	✓	✓	✓			✓		✓	✓	✓	✓	✓	✓	✓	✓	✓	✓	✓	✓	✓	✓	✓		✓
	DRT	✓	✓	✓		✓	✓	✓	✓			✓	✓	✓		✓	✓	✓	✓				✓		✓		✓	✓	✓	✓		✓		✓	✓		✓	✓	✓	✓		✓	✓	✓	✓			✓			✓	✓
	FDSRTBTM	✓	✓	✓			✓	✓	✓			✓	✓	✓	✓	✓	✓		✓				✓		✓						✓	✓		✓	✓		✓		✓	✓	✓	✓	✓	✓						✓	✓
	RT	✓	✓	✓	✓	✓	✓	✓	✓	✓	✓	✓	✓	✓		✓	✓	✓	✓				✓		✓	✓	✓	✓	✓	✓		✓		✓	✓	✓	✓	✓	✓	✓		✓	✓	✓	✓			✓			✓	✓
	SCPDRW	✓	✓	✓	✓	✓	✓	✓	✓	✓	✓	✓	✓	✓		✓	✓	✓		✓	✓	✓		✓	✓	✓	✓	✓	✓	✓	✓	✓		✓	✓	✓	✓	✓	✓	✓	✓	✓	✓	✓	✓	✓	✓	✓	✓	✓	✓	✓
	SRT	✓	✓	✓		✓	✓	✓	✓			✓	✓	✓		✓	✓	✓	✓				✓	✓	✓		✓	✓	✓	✓		✓		✓	✓		✓	✓	✓	✓		✓	✓	✓	✓			✓			✓	✓
	UDBX	✓	✓	✓	✓	✓	✓	✓	✓	✓	✓	✓	✓	✓		✓	✓	✓		✓	✓	✓	✓	✓			✓	✓	✓		✓			✓		✓	✓	✓	✓		✓	✓	✓	✓	✓	✓	✓	✓				
	URT	✓	✓	✓	✓	✓	✓	✓	✓	✓	✓	✓	✓	✓		✓	✓	✓				✓	✓				✓	✓	✓					✓		✓	✓	✓	✓	✓		✓	✓	✓	✓	✓	✓	✓				
Wood Top Modifications	MLDG	✓	✓	✓	✓	✓	✓	✓	✓	✓	✓	✓	✓				✓	✓	✓	✓		✓	✓	✓	✓	✓		✓	✓	✓				✓		✓	✓	✓	✓	✓		✓	✓	✓	✓			✓				
	MLDG.ALL	✓	✓	✓	✓	✓	✓	✓	✓	✓	✓	✓	✓				✓	✓	✓	✓		✓	✓	✓	✓	✓	✓		✓	✓				✓		✓	✓	✓	✓	✓		✓	✓	✓	✓			✓				
	NOMLDG	✓	✓	✓	✓	✓	✓	✓	✓	✓	✓	✓	✓				✓	✓	✓	✓		✓	✓	✓	✓	✓	✓	✓		✓				✓		✓	✓	✓	✓	✓		✓	✓	✓	✓			✓				
	WTCLIP	✓	✓	✓	✓	✓	✓	✓	✓	✓	✓	✓	✓				✓	✓	✓	✓		✓	✓	✓			✓	✓	✓					✓		✓	✓	✓	✓	✓		✓	✓	✓	✓			✓				
General Cabinet Modifications	ADD_SHLF	✓	✓	✓	✓	✓	✓	✓	✓	✓	✓	✓	✓		✓		✓	✓	✓		✓		✓		✓							✓		✓	✓	✓	✓	✓	✓	✓	✓	✓	✓	✓						✓	✓
	CHGDRW	✓	✓	✓	✓	✓	✓	✓	✓	✓	✓	✓	✓	✓		✓	✓	✓		✓	✓	✓	✓	✓							✓			✓		✓	✓	✓	✓			✓	✓	✓				✓				
	CMAT	✓	✓	✓		✓	✓	✓	✓			✓	✓	✓		✓	✓	✓															✓			✓	✓	✓				✓	✓									
	CSDGBK	✓	✓	✓	✓	✓	✓	✓	✓	✓	✓	✓	✓	✓	✓	✓	✓	✓	✓	✓	✓	✓	✓	✓	✓	✓	✓	✓	✓	✓	✓	✓	✓		✓	✓	✓	✓	✓	✓	✓	✓	✓	✓	✓	✓	✓	✓	✓	✓	✓	✓
	DRWSEC	✓	✓	✓	✓	✓	✓		✓	✓	✓	✓	✓		✓	✓	✓		✓	✓	✓	✓	✓	✓							✓			✓		✓	✓	✓	✓			✓	✓	✓				✓				
	FD	✓	✓	✓	✓	✓	✓	✓	✓	✓	✓	✓	✓	✓	✓	✓	✓	✓	✓			✓	✓		✓	✓	✓	✓	✓	✓	✓	✓	✓	✓		✓	✓	✓	✓	✓	✓	✓	✓	✓	✓			✓			✓	✓
	FLUT	✓	✓	✓	✓	✓	✓	✓	✓	✓	✓	✓	✓	✓	✓	✓	✓	✓	✓	✓	✓	✓	✓	✓	✓	✓	✓	✓	✓	✓	✓	✓	✓	✓	✓		✓	✓	✓	✓	✓	✓	✓	✓	✓	✓	✓	✓		✓	✓
	ID	✓	✓	✓	✓	✓	✓	✓	✓	✓	✓	✓	✓	✓	✓	✓	✓	✓	✓	✓		✓	✓	✓	✓	✓	✓	✓	✓	✓	✓	✓	✓	✓	✓	✓		✓	✓	✓		✓	✓	✓	✓	✓	✓	✓	✓	✓	✓	
	IH	✓	✓	✓	✓	✓	✓	✓	✓	✓	✓	✓	✓	✓	✓	✓	✓	✓	✓	✓	✓	✓	✓	✓	✓	✓	✓	✓	✓	✓	✓	✓	✓	✓	✓	✓	✓		✓	✓	✓		✓	✓			✓	✓	✓	✓	✓
	IW	✓	✓	✓	✓	✓	✓	✓	✓	✓	✓	✓	✓	✓	✓	✓	✓	✓	✓	✓	✓	✓	✓	✓	✓	✓	✓	✓	✓	✓	✓			✓		✓	✓	✓	✓			✓	✓	✓				✓				
	LIGHT	✓	✓	✓	✓	✓	✓	✓	✓		✓	✓	✓	✓	✓	✓	✓	✓	✓		✓		✓								✓			✓		✓	✓	✓	✓			✓	✓	✓				✓				
	RD	✓	✓	✓	✓	✓	✓	✓	✓	✓	✓	✓	✓	✓	✓	✓	✓	✓	✓	✓	✓	✓	✓	✓	✓	✓	✓	✓	✓	✓	✓	✓		✓	✓	✓		✓	✓	✓		✓	✓	✓	✓	✓	✓	✓			✓	
	RH	✓	✓	✓	✓	✓	✓	✓	✓	✓	✓	✓	✓	✓	✓	✓	✓	✓	✓	✓	✓	✓	✓	✓	✓	✓	✓	✓	✓	✓	✓	✓	✓	✓	✓	✓	✓		✓	✓	✓		✓	✓			✓				✓	✓
	ROSFLUT	✓	✓	✓	✓	✓	✓	✓	✓	✓	✓	✓	✓	✓	✓	✓	✓	✓	✓	✓	✓	✓	✓	✓	✓	✓	✓	✓	✓	✓	✓	✓	✓	✓	✓	✓	✓	✓	✓	✓	✓	✓		✓	✓	✓	✓			✓	✓
	RW	✓	✓	✓	✓	✓	✓	✓	✓	✓	✓	✓	✓		✓		✓	✓	✓	✓		✓	✓	✓	✓	✓	✓	✓	✓	✓	✓			✓		✓	✓	✓	✓	✓		✓	✓	✓				✓				
	SBCADDY	✓	✓	✓		✓	✓					✓		✓		✓	✓	✓	✓				✓											✓			✓	✓				✓		✓								✓
	SBCADDYSM	✓	✓	✓		✓	✓					✓		✓		✓	✓	✓	✓				✓											✓			✓	✓		✓		✓		✓								✓
	TD	✓	✓	✓	✓	✓	✓	✓	✓	✓	✓	✓	✓	✓		✓	✓	✓	✓	✓		✓	✓	✓	✓	✓	✓	✓	✓	✓		✓		✓	✓	✓	✓	✓	✓	✓	✓	✓	✓	✓						✓	✓
	VLSO	✓	✓	✓		✓	✓	✓	✓					✓		✓	✓		✓				✓											✓				✓	✓										✓			
	VWB	✓	✓	✓		✓	✓	✓	✓					✓		✓	✓		✓				✓											✓				✓	✓											✓		
	WTCD	✓	✓	✓	✓	✓	✓	✓	✓	✓	✓	✓	✓	✓		✓	✓	✓		✓	✓	✓	✓	✓							✓			✓		✓	✓	✓	✓			✓	✓	✓			✓	✓	✓			✓
	WTKCUP	✓	✓	✓		✓	✓	✓	✓		✓	✓	✓	✓		✓	✓	✓	✓	✓	✓	✓	✓	✓							✓			✓		✓	✓		✓				✓	✓		✓	✓	✓				✓

Orders for cabinets with non-compatible modifications will not be processed.
Some exceptions may apply.
✓ Represents compatible modification and upgrade.

Finish Modifications

	Wall	Base	Tall	Filler	Panel	
Band All Edges	N/A	N/A	N/A	0	0	per part

Band All Edges

Specify BND.ALL (Band All Edges)

- Available on:
  - SHELFMI, SHELFNAT, 1/2NAT2S, 3/4NAT2S, 3/4VEN2S, and 1/2VEN2S. See filler and panel section for more detail.

Banding Location	N/A	N/A	N/A	N/A	0	per part

Banding Location

Specify BND.FRT (Band Front), BND.FRT.L (Band Front & Left), BND.FRT.R (Band Front & Right), BND.FRT.L.R (Band Front, Left & Right), BND.FRT.BK (Band Front & Back)

- Available on:
  - SHELFMI and SHELFNAT. See filler and panel section for more detail.

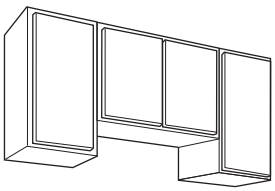

Finished Bottom	140	N/A	N/A	N/A	N/A	per cabinet

Finished Bottom

Specify PFINBTMB (Finished Bottom)

Wall cabinets can be ordered with this option, which provides an attractive uniform appearance for the bottom of a run of wall cabinets. Cabinets are prepared with pre-installed spacer blocks.

- The designer must order a 3/16VEN1S to fit the run of the cabinets which will need to be attached by the installer.
- The designer will need to add the correct number of panels required for all depths of Finished Bottom cabinets on the order.
- Additional blocking in field may be required when ordered in conjunction with BVR_ options.
- For use with Diagonal Wall & Diagonal Wall Peninsula Wall Cabinets, Wall Refrigerator Cabinets, and straight cabinet runs (different depths can be ordered in a cabinet run, but a different 3/16VEN1S will need to be ordered for each depth).
  - Finished Bottom Diagonal Wall Dimensions: 24″ W x 24″ D
  - Finished Bottom Diagonal Wall Peninsula Dimensions: 27″ W x 27″ D
  - Finished Bottom Wall Refrigerator Dimensions: 23 1/4″ W x 48″ D
  - Straight Cabinet Run Finished Bottom Dimensions: W (Cabinet Depth - 3/4″) x 96″ D
- Not available on:
  - Flush Toekick - Arch, Add Drawer, Flush Toekick - Style B, Flush Toekick - Style D, Flush Toekick - Style E, Flush Toekick - Style H, Flush Toekick - Style J, Flush Toekick - Style K, and Flush Toekick - Style L.

Finished Front, Left and Right Shown

Finished Edges	N/A	N/A	N/A	0	0	per part
F.ALL	N/A	N/A	N/A	10%	10%	per part

Finished Edges

Specify F.FRT (Finished Front), F.FRT.L (Finished Front and Left), F.FRT.R (Finished Front and Right), F.FRT.L.R (Finished Front, Left and Right), F.FRT.BK (Finished Front and Back), or F.ALL (Finished All Edges)

With this option, the finished edge selected on the order will be applied to the specified sides.

- Finished All Edges (F.ALL) is available on all mouldings but the two ends are not finished.
- Available on:
  - 3/4SOLID and SHELFSLD material. See page Q•22.



Finished Ends	95	155	395	N/A	N/A	per end

Finished Ends

Specify FL (Finished End Left) or FR (Finished End Right)

Finished Ends should be specified on any cabinet end that will be exposed after installation.

- Finished Ends standard on:
  - Authentic End, Flush Panel End, Car Siding Flush Panel End, or Face Frame and Door on End.

Finish Modifications (cont'd)

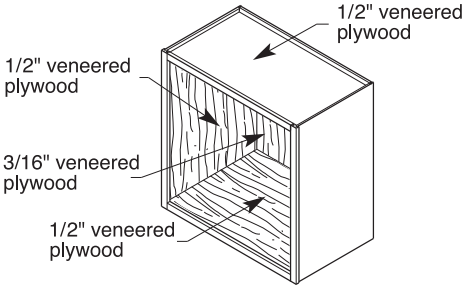

Matching Interior

Wall	Base	Tall	Filler	Panel	
25%	25%	25%	N/A	N/A	per cabinet

Specify MIP (Matching Interior)

With this option, the cabinet interior is stained to match the exterior of the cabinet. The cabinet shelf, top and bottom exteriors are also stained to match with this option.

- Pull-out options such as drawer boxes, roll trays, swing-outs, etc., remain in the Natural wood color.
- On all cabinets with a white painted finish, Matching Interior (MIP) option must be used if white interior finish is desired.
- When a decorative door option is chosen in 20/20, Matching Interior Plywood (MIP) is a preselected option. If MIP is not desired, it can be deselected by choosing NOTMIP.
- Cabinets ordered with matching interiors feature 3/4″ wood veneered shelves.
- See individual cabinets for details.



Profiled and Finished Front, Left and Right Shown

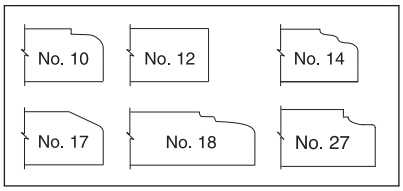

Profiled and Finished Edges

	N/A	N/A	N/A	0	0	per part
PRO.ALL	N/A	N/A	N/A	15%	15%	per part

Specify PRO.FRT (Profiled and Finished Front), PRO.FRT.L (Profiled and Finished Front and Left), PRO.FRT.R (Profiled and Finished Front and Right), PRO.FRT.BK (Profiled and Finished Front and Back), PRO.FRT.L.R (Profiled and Finished Front, Left and Right), PRO.FRT.L.BK (Profiled and Finished Front, Left and Back), PRO.FRT.R.BK (Profiled and Finished Front, Right and Back), PRO.L.R (Profiled and Finished Left and Right), or PRO.ALL (Profiled and Finished All Edges)

With this option, finish will match the finish selected on the order. This will be applied to the specified sides.

- Material must follow specifications below to be available with this option:
  - Minimum length: 3″, maximum length: 96″.
  - Minimum width: 1 1/2″, maximum width: 23 3/4″.
  - Edge profile will match door profile selected (#10, #12, #14, #17, #18, #27).
- Available on:
  - 3/4SOLID, SHELFSLD, Hearth Shelf and Straight Valance.

Door and Drawer Front Modifications

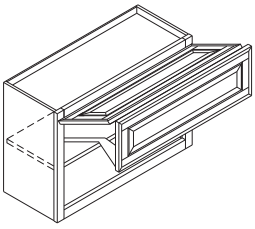

Automatic Opening Mechanism for Lift Up System

Wall	Base	Tall	Filler	Panel	
3265	3265	3265	N/A	N/A	per cabinet

Specify AOMD (Automatic Opening Mechanism for Lift Up Systems)

A light touch on the front using your hand or elbow is all that's required to open doors with Automatic Opening Mechanism.

- AOMD available on the following:
  - WTH_BF, WTH_15SL, WTH_18SL, WTH_21SL, WTH_24SL, WVL, STWAG, and DW_AG.
- Automatic Opening Mechanism is not available on WVL, STWAG and DW_AG units when used with the following door styles:
  - Burke, Gordon, Kirby, Landry, Whitman, Shanley, and Vinson.
- See page S•13 for Automatic Opening Mechanism accessories and parts.

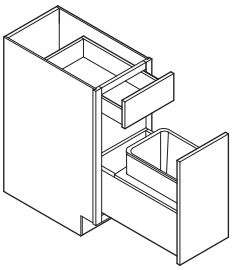

Automatic Opening Mechanism for Wastebaskets

N/A	2245	N/A	N/A	N/A	per cabinet

Specify AOMBWB (Automatic Opening Mechanism for Wastebaskets)

A light touch on the front using your hand or knee is all that's required to open doors with Automatic Opening Mechanism.

- AOMBWB available on the following:
  - BWB15, BWB18, BWB21, BWB24, BWB15BB, BWB18BB, BWB21BB, BWB24BB, BWB18CHGDRW, BWB15FH, BWB18FH, BWB21FH, BWB24FH, BWB18KCUP, BWB15WTCD, BWB18WTCD, BWB21WTCD, BWB24WTCD.
- See page S•13 for Automatic Opening Mechanism accessories and parts.

Door and Drawer Front Modifications (cont'd)

Wall	Base	Tall	Filler	Panel	
60	60	60	N/A	N/A	per drawer



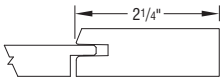

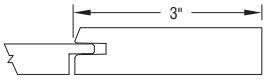

Northrope



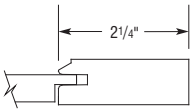

Shanley

Drawer Front Flat 5-piece

Specify DFF5PC (Drawer Front Flat 5-piece)

Drawer Front Flat 5-piece (DFF5PC) includes a 5-piece flat panel drawer.

- Under Counter Drawers and Keyboard Trays will be slab.
- Drawer fronts smaller than 5 3/4″ high will have slab front.
- Available on:
  - Most cabinets with drawers featuring Northrope and Shanley.

60	60	60	N/A	N/A	per drawer



Drawer Front Flat 5-piece with Slab Top

Specify DFF5PCSLBT (Drawer Front Flat 5-piece, Slab Top)

Drawer Front Flat 5-piece with Slab Top includes a 5-piece flat panel drawer front, with the exception of the top front of base and vanity cabinets when the opening is 5″ or 4 1/4″, which will remain slab. Talls with drawer fronts at base/vanity height level will maintain the slab drawer front also, example UI_____. Drawer fronts smaller than 5 3/4″ high will have slab front which includes Under Counter Drawers and Keyboard Trays.

- Available on:
  - Northrope and Shanley.
- Not available on:
  - Add Drawer modification, W__364 models, and VWR1536.

60	60	60	N/A	N/A	per drawer

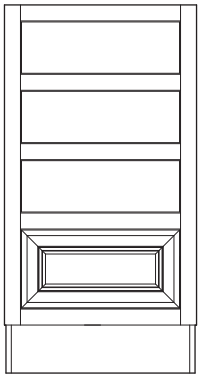

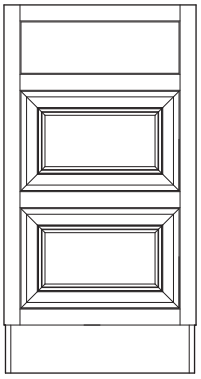

Drawer Front Flat 5-piece Inset

Specify DFF5PCINS (Drawer Front Flat 5-piece Inset)

Drawer Front Flat 5-piece Inset (DFF5PCINS) includes a 5-piece flat panel drawer. Changes drawer fronts on openings 6″ high and greater from a slab front to a 5-piece flat panel drawer front.

- Drawer fronts on openings less than 6″ high will remain a slab front. For example, only the bottom drawer front will change to a 5-piece flat panel front on a four drawer 4DB. On a 3DB, the middle and bottom will change to a 5-piece flat panel front.
- Available on:
  - Most cabinets with drawers featuring Burke Beaded Inset, Burke Inset, Shanley Beaded Inset, Shanley Inset, Tate Beaded Inset, Tate Inset, Vinson Beaded Inset, and Vinson Inset.

Door and Drawer Front Modifications (cont'd)



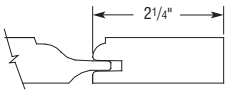

Drawer Side Rail / Center Panel Detail – Used on Top/Bottom Rail, when Drawer Front is over 6 3/4″ High

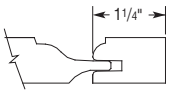

Drawer Top / Bottom Rail / Center Panel Detail – Used on 6 3/4″ High and Less Drawer Fronts

Wall	Base	Tall	Filler	Panel	
60	60	60	N/A	N/A	per drawer

Drawer Front Raised 5-piece

Specify DFR5PC (Drawer Front Raised 5-piece)

Drawer Front Raised 5-piece (DFR5PC) includes a 5-piece double raised center panel drawer.

- End rails are 2 1/4″ and crossrails are 1 1/4″ (finished width). This rule will apply on all 4 1/4″ and 5″ high drawer openings.
- Any drawer openings larger than 5″ high will utilize 2 1/4″ end rails and crossrails.
- Under Counter Drawers, Drop Fronts (excluding Tilt-out Trays), and Keyboard Trays will be slab.
- Drawer fronts smaller than 5 3/4″ high will have slab front.
- Available on:
  - Shanley.

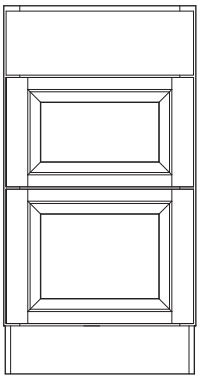

60	60	60	N/A	N/A	per drawer

Drawer Front Raised 5-piece with Slab Top

Specify DFR5PCSLBT (Drawer Front Raised 5-piece, Slab Top)

Drawer Front Raised 5-piece with Slab Top includes a 5-piece double raised center panel drawer front, with the exception of the top front of base and vanity cabinets when the opening is 5″ or 4 1/4″, which will remain slab. Talls with drawer fronts at base/vanity height level will maintain the slab drawer front also, example UI_____. End rails are 2 1/4″ and crossrails are 1 1/4″ (finished width). This rule will apply on all 4 1/4″ and 5″ high drawer openings, with the exception of top fronts. Any drawer openings larger than 5″ high will utilize 2 1/4″ end rails and crossrails. Drawer fronts smaller than 5 3/4″ high will have slab front which includes Under Counter Drawers and Keyboard Trays.

- Available on:
  - Shanley.
- Not available on:
  - Add Drawer modification, W__364 models, and VWR1536.

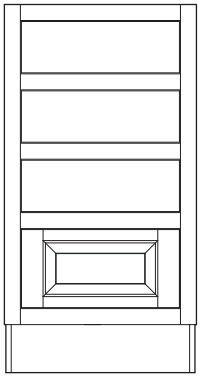

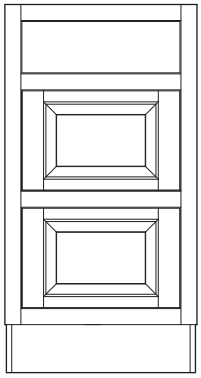

60	60	60	N/A	N/A	per drawer

Drawer Front Raised 5-piece Inset

Specify DFR5PCINS (Drawer Front Raised 5-piece Inset)

Drawer Front Raised 5-piece Inset (DFR5PCINS) includes a 5-piece double raised panel drawer. Changes drawer fronts on openings 6″ high and greater from a slab front to a 5-piece raised panel drawer front.

- Drawer fronts on openings less than 6″ high will remain a slab front. For example, only the bottom drawer front will change to a 5-piece raised panel front on a four drawer 4DB. On a 3DB, the middle and bottom will change to a 5-piece raised panel front.
- Available on:
  - Most cabinets with drawers featuring Decker Beaded Inset, Decker Inset, Shanley Beaded Inset and Shanley Inset.

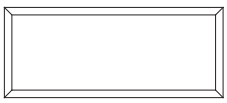

0	0	0	N/A	N/A	per drawer

Drawer Front Slab

Specify DFSLB (Drawer Front Slab)

Drawer Front Slab (DFSLB) includes a solid slab drawer front.

- Available on:
  - Burke, Decker, Amstead, Gordon, Gordon Beaded Inset, Gordon Inset, Butler, Kirby, Kirby Beaded Inset, Kirby Inset, Landry, Landry Beaded Inset, Landry Inset, Whitman, Whitman Beaded Inset, Whitman Inset, Tate, and Vinson.

Door and Drawer Front Modifications (cont'd)



Drawer Front Slab Top

Wall	Base	Tall	Filler	Panel	
0	0	0	N/A	N/A	per drawer

Specify DFSLBT (Drawer Front Slab Top)

Drawer Front Slab Top (DFSLBT) includes a solid slab drawer front on the top front of base and vanity cabinets when the opening is 5″ or 4 1/4″. Talls with drawer fronts at base/vanity height level will also be changed to slab, example UI_____.

- Available on:
  - Burke, Decker, Amstead, Gordon, Gordon Beaded Inset, Gordon Inset, Butler, Kirby, Kirby Beaded Inset, Kirby Inset, Landry, Landry Beaded Inset, Landry Inset, Whitman, Whitman Beaded Inset, Whitman Inset, Tate, and Vinson.
- Not available on:
  - Add Drawer modification, W__364 models, and VWR1536.

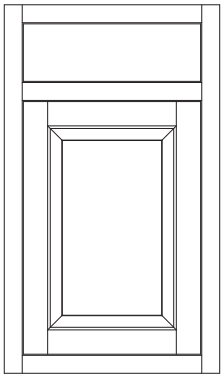

Shanley Inset

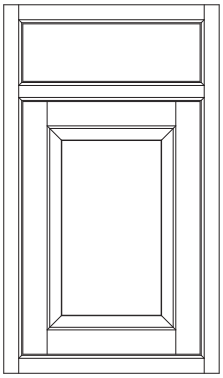

Shanley Beaded Inset

Inset & Beaded Inset Doors

15%	15%	15%	N/A	N/A	per cabinet

Specify NOBEAD (Inset Door Styles) or BEADED (Beaded Inset Door Styles)

With this option, the door style selected will follow the Inset and Beaded Inset style requirements.

- Wall Cabinets are a standard 13″ deep.
- Standard hinge is a 6-way adjustable Smart Stop concealed hinge. Finial hinges (IFAB, IFBN, IFMB, IFORB) are available at no additional charge, see modification for details.
- Not available on Inset and Beaded Inset:
  - Authentic Ends (AUTHL, AUTHR, AUTHB), Drawer Front Flat 5-piece (DFF5PC), Drawer Front Raised 5-piece (DFR5PC), Extended Stile w/Overlay (EXLOL, EXROL), Face Frame and Door on End (FFD), Integral Ends (INTGEL, INTGER), Modified Full Overlay (MFO), and Wood Tops for Angled End Base Cabinets (WTOPBAC, WTOPBEC).
- Not available on Beaded Inset:
  - Top Valance Rail - Arch (TVRAV), Top Valance Rail - Style B (TVRB), Top Valance Rail - Style D (TVRD), Top Valance Rail - Style E (TVRE), Top Valance Rail - Style H (TVRH), Top Valance Rail - Style J (TVRJ), Top Valance Rail - Style K (TVRK), and Top Valance Rail - Style L (TVRL).
- Available styles include:
  - Burke, Decker, Gordon, Kirby, Landry, Whitman, Caprice, Shanley, Tate, and Vinson. These styles are featured under the Door Style section. Please see pages D•13-D•17 for more details.
- See individual cabinets for availability.

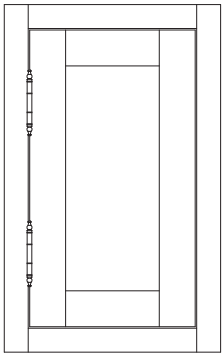

Inset Finial Hinges

0	0	0	N/A	N/A	per hinge

Specify IFAB (Inset Finial Hinge - Antique Brass), IFBN (Inset Finial Hinge - Brushed Nickel), IFMB (Inset Finial Hinge - Matte Black), or IFORB (Inset Finial Hinge - Oil Rubbed Bronze)

With this option, finial hinges will be attached to the door.

- Special placement of finial hinges is not available.
- Hinge will not feature Smart Stop.
- 180 degree hinge.
- Four way adjustable hinge (left, right, up and down).
- Available on:
  - Inset and Beaded Inset door styles with #12 profile only.
- Not available on:
  - Aluminum Frame Doors and Inset Panel Ends.

Door and Drawer Front Modifications (cont'd)

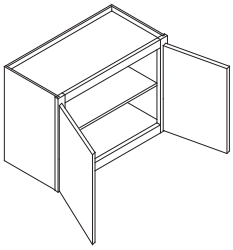

Modified Full Overlay

Wall	Base	Tall	Filler	Panel	
0	N/A	0	N/A	N/A	per cabinet

Specify MFO (Modified Full Overlay)

Full Overlay Cabinets can be ordered with a modified full overlay. Modified Full Overlay will reduce the size of the top door by 13/16″ allowing for a reveal of 1 1/32″.

- When Modified Full Overlay is specified it will be applied to all Wall and Tall cabinets on order.
- When ordering two wall cabinets that will be field stacked, both cabinets will come with Modified Full Overlay unless otherwise specified.
- Modified Full Overlay adjustment will not occur on Wall Cabinets with Add Toekick modification.
- When Integral Ends are ordered in conjunction with Modified Full Overlay, the cross rail will not increase to match the change in reveal.
- When Fluting modifications are selected in conjunction with Modified Full Overlay, the Fluting dimensions do not change.
- When Transom modification is selected in conjunction with Modified Full Overlay, the bottom section of door will decrease in height by 13/16″.
- Available on:
  - Most wall and tall cabinets, see individual cabinets for availability.
- Not available on:
  - Aluminum Frame Doors, Inset Doors, Beaded Inset Doors, Inset Finial Hinges, and Inset Panel Ends.

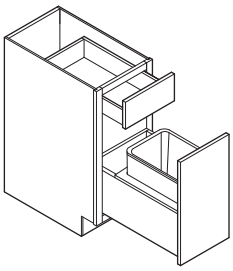

Push-to-Open Wastebasket

N/A	525	N/A	N/A	N/A	per cabinet

Specify PTOWB (Push-to-Open Wastebasket)

- Available on:
  - BWB15, BWB18, BWB21, BWB15BB, BWB18BB, BWB21BB, BWB18CHGDRW, BWB15FH, BWB18FH, BWB21FH, BWB15FHKIT, BWB18FHKIT, BWB21FHKIT, BWB18KCUP, BWB15KIT, BWB18KIT, BWB21KIT, BWB15WTCD, BWB18WTCD, BWB21WTCD.
- Changes the guide mechanism on wastebasket pull-outs to a mechanical push to open guide with Smart Stop.
- Available on 24″ deep cabinets only.
- Does not change other drawer guides on the cabinet.

Single Panel Tall Door NEW

N/A	N/A	0	N/A	N/A	per door

Specify SGLPN (Single Panel Tall Door)

Single Panel Tall Door modification is available on most tall cabinets with 58 1/2″ opening heights.

- This modification will allow doors with a 58 1/2″ opening height to consist of a single center panel rather than the standard 2 equally sized center panels divided by a horizontal rail.
- When used in conjunction with Face Frame and Door on End, Inset Panel Ends, and Authentic Flush End modifications, the SGLPN logic will be applied by changing the tall door to a single center panel.
- Door styles not available include: Caprice.

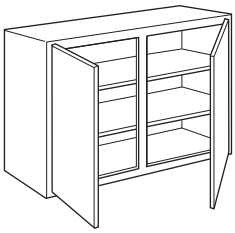

Split Doors

0	0	0	N/A	N/A	per cabinet

Specify SPLITDR, SPLITDR.LL (Split Doors Left-Hinged), SPLITDR.RR (Split Doors Right-Hinged), SPLITDR.P (Split Doors - Peninsula), SPLITDR.LL.P (Split Doors Left - Hinged - Peninsula), or SPLITDR.RR.P (Split Doors Right - Hinged - Peninsula)

Butt Doors are standard on double door cabinets 24″ to 39″ wide. If a center face frame mullion is desired, specify the Split Doors option. If the unit includes a drawer, the drawer is one wide drawer unless the Split Drawers option is selected.

- Not available on:
  - Top Valance Rail.

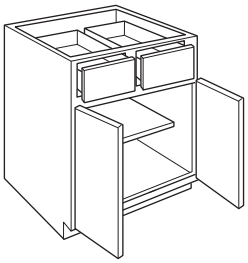

Split Drawers

N/A	0	0	N/A	N/A	per cabinet

Specify SPLITDRWS (Split Drawers)

When a unit includes a drawer, one wide drawer configuration is standard. If two small, side-by-side drawers are desired, specify the Split Drawers option.

- Split Drawer front widths will not be aligned with the doors unless the Split Doors option is specified.
- When Split Drawers are specified on a drawer base, only the top drawer will be split.
- Minimum cabinet width is 24″. Maximum cabinet width is 39″.

Specialty Door Modifications



Aluminum Door

Wall	Base	Tall	Filler	Panel
see Specialty Doors for details				

Specify AF003 (Aluminum Frame profile 003), AF006 (Aluminum Frame profile 006), or AF007 (Aluminum Frame profile 007)
Specify Finish NA (Natural Aluminum), S (Brushed Stainless), RB (Rubbed Bronze), W (White), or B (Black)
Specify Insert, see page H•17 for selections.

Cabinets can be ordered with Aluminum Frame doors with insert.

- Must specify Matching Interior if desired. When a decorative door option is chosen in 20/20, Matching Interior Plywood (MIP) is a preselected option. If MIP is not desired, it can be deselected by choosing NOTMIP.
- Limited cabinet availability.
- Face Frame and Door on End option will always match the face.
- See Specialty doors for availability.

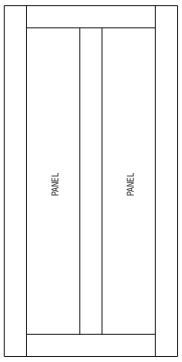

CCP
(Two Center Panels)

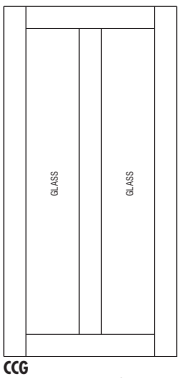

CCG
(Two sections Cut-for-glass)

Craftsman Door

see Specialty Doors for details

Specify CCP (Two center panels), CCG (Two sections Cut-for-glass), CCG.TOP (Two sections Cut-for-glass - Top Door), CCG.BTM (Two sections Cut-for-glass - Bottom Door), CCG.P (Two sections Cut-for-glass - Peninsula), CCP.TOP (Two center panels - Top Door), CCP.BTM (Two center panels - Bottom Door), or CCP.P (Two center panels - Peninsula).

Cabinets can be ordered with Craftsman Door.

- Both sections will be equal size.
- Doors sections will be split with a vertical center door mullion.
- Due to the width and height size limitations for Craftsman Doors, the Authentic Flush End modification may not match the Craftsman Door configuration specified. The door configuration for Authentic Flush End modification will be the CCP option when achievable (Cut-for-glass is not available), otherwise the door configuration will match the door style of the order. Refer to page H•9 for minimum width and height by style.
- Due to the width and height size limitations for Craftsman Doors, the Face Frame and Door on End modification may not match the Craftsman Door configuration specified. The door configuration for Face Frame and Door on End modification will match the Craftsman option chosen when achievable, otherwise the door configuration will match the door style of the order. Refer to page H•9 for minimum width and height by style.
- If Craftsman option is selected in conjunction with IPEL or IPER option, the Inset Panel End doors will NOT match the front doors on the cabinet. They will remain standard doors on the Inset Panel End side.
- If Craftsman option is selected in conjunction with INTGEL or INTGER option, the INTEGRAL doors will NOT match the front doors on the cabinet. They will remain standard doors on the integral side.
- Glass is not included. When ordering glass, two equal sizes of glass will be required. Art Glass not available.
- Craftsman modification is available on Wall cabinets only.
- See Specialty doors for availability.
- When a decorative door option is chosen in 20/20 for CCG, Matching Interior Plywood (MIP) is a preselected option. If MIP is not desired, it can be deselected by choosing NOTMIP.

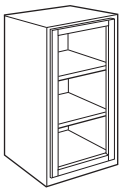

Cut-for-glass

0	0	0	N/A	N/A	per door

Specify CG (Cut-for-glass), CG.TOP (Cut-for-glass Top), CG.MID (Cut-for-glass Middle), CG.BTM (Cut-for-glass Bottom), or CG.P (Cut-for-glass Peninsula)

Cabinets can be ordered with doors routed to accept glass inserts. Clips to attach glass are included.

- Doors more than 54" tall have two panels routed for glass, divided by a horizontal mullion.
- Glass is not included.
- Must specify Matching Interior if desired. When a decorative door option is chosen in 20/20, Matching Interior Plywood (MIP) is a preselected option. If MIP is not desired, it can be deselected by choosing NOTMIP.
- Not available on:
  - Cabinets with bifold doors.

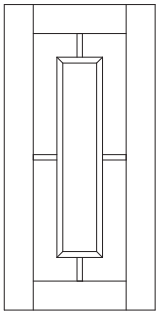

Gallery Mullion Door

see Specialty Doors for details

Specify GAMD (Gallery Mullion Door) door location, GAMD.TOP (top door), GAMD.MID (middle door), GAMD.BTM (bottom door), or GAMD.P (peninsula door)

With this option, doors will feature a mullion cut-out. Clips to attach glass are included. All doors feature a square door style.

- Must specify Matching Interior if desired. When a decorative door option is chosen in 20/20, Matching Interior Plywood (MIP) is a preselected option. If MIP is not desired, it can be deselected by choosing NOTMIP.
- Glass is not included.
- See Specialty doors for availability.

Specialty Door Modifications (cont'd)

Wall Base Tall Filler Panel

see Specialty Doors for details

Horizon Door

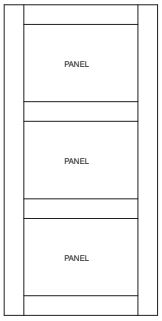

HCP
(Center panels)

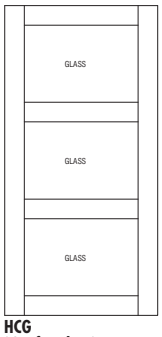

HCG
(Cut-for-glass)



HCGCP
(Cut-for-glass top and center panels)

Specify HCP (Three equal panels), HCG (Three equal sections Cut-for-glass), HCGCP (Three equal sections. Top section is Cut-for-glass. Bottom two sections have panels), HCG.TOP (Three equal sections Cut-for-glass - Top Door), HCG.BTM (Three equal sections Cut-for-glass - Bottom Door), HCG.P (Three equal sections Cut-for-glass - Peninsula), HCGCP.TOP (Three equal sections. Top section is Cut-for-glass. Bottom two sections have panels - Top Door), HCGCP.BTM (Three equal sections. Top section is Cut-for-glass. Bottom two sections have panels - Bottom Door), HCGCP.P (Three equal sections. Top section is Cut-for-glass. Bottom two sections have panels - Peninsula), HCP.TOP (Three equal panels - Top Door), HCP.BTM (Three equal panels - Bottom Door), or HCP.P (Three equal panels - Peninsula).

Cabinets can be ordered with Horizon Door.

- All three sections will be equal size.
- Due to the width and height size limitations for Horizon Doors, the Authentic Flush End modification may not match the Horizon Door configuration specified. The door configuration for Authentic Flush End modification will be the HCP option when achievable (Cut-for-glass is not available), otherwise the door configuration will match the door style of the order. Refer to page H•10 for minimum width and height by style.
- Due to the width and height size limitations for Horizon Doors, the Face Frame and Door on End modification may not match the Horizon Door configuration specified. The door configuration for Face Frame and Door on End modification will match the Horizon option chosen when achievable, otherwise the door configuration will match the door style of the order. Refer to page H•10 for minimum width and height by style.
- If Horizon option is selected in conjunction with IPEL or IPER option, the Inset Panel End doors will NOT match the front doors on the cabinet. They will remain standard doors on the Inset Panel End side.
- If Horizon option is selected in conjunction with INTGEL or INTGER option, the INTEGRAL doors will NOT match the front doors on the cabinet. They will remain standard doors on the integral side.
- When Modified Full Overlay modification is selected in conjunction with Horizon, the three sections will remain equal.
- Glass is not included. When ordering glass, three equal sizes of glass will be required. Art Glass not available.
- Horizon modification is available on Wall cabinets only.
- See Specialty doors for availability.
- When a decorative door option is chosen in 20/20 for HCG or HCGCP, Matching Interior Plywood (MIP) is a preselected option. If MIP is not desired, it can be deselected by choosing NOTMIP.

see Specialty Doors for details

Mission Door

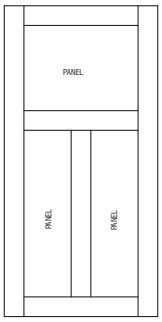

MCP
(Center panels)

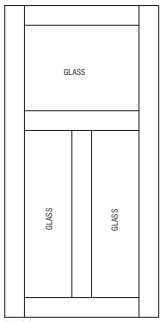

MCG
(Cut-for-glass)

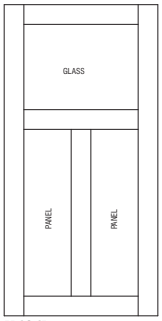

MCGCP
(Cut-for-glass top and center panels)

Specify MCP (Three center panels), MCG (Three sections Cut-for-glass), MCGCP (Three sections. Top section is Cut-for-glass. Bottom two sections have panels), MCG.TOP (Three sections Cut-for-glass - Top Door), MCG.BTM (Three sections Cut-for-glass - Bottom Door), MCG.P (Three sections Cut-for-glass - Peninsula), MCGCP.TOP (Three sections. Top section is Cut-for-glass. Bottom two sections have panels - Top Door), MCGCP.BTM (Three sections Cut-for-glass. Top section is Cut-for-glass. Bottom two sections have panels - Bottom Door), MCGCP.P (Three sections Cut-for-glass. Top section is Cut-for-glass. Bottom two sections have panels - Peninsula), MCP.TOP (Three center panels - Top Door), MCP.BTM (Three center panels - Bottom Door), or MCP.P (Three center panels - Peninsula).

Cabinets can be ordered with Mission Door.

- The upper section of the door will always have a 12" tall section, which includes the width of the upper crossrails and the upper opening.
- Due to the width and height size limitations for Mission Doors, the Authentic Flush End modification may not match the Mission Door configuration specified. The door configuration for Authentic Flush End modification will be the MCP option when achievable (Cut-for-glass is not available), otherwise the door configuration will match the door style of the order. Refer to page H•12 for minimum width and height by style.
- Due to the width and height size limitations for Mission Doors, the Face Frame and Door on End modification may not match the Mission Door configuration specified. The door configuration for Face Frame and Door on End modification will match the Mission option chosen when achievable, otherwise the door configuration will match the door style of the order. Refer to page H•12 for minimum width and height by style.
- If Mission option is selected in conjunction with IPEL or IPER option, the Inset Panel End doors will NOT match the front doors on the cabinet. They will remain standard doors on the Inset Panel End side.
- If Mission option is selected in conjunction with INTGEL or INTGER option, the INTEGRAL doors will NOT match the front doors on the cabinet. They will remain standard doors on the integral side.
- Glass is not included. When ordering glass, three separate pieces of glass in two sizes will be required. Art Glass not available.
- Mission modification is available on Wall cabinets only.
- See Specialty doors for availability.
- When a decorative door option is chosen in 20/20 for MCG or MCGCP, Matching Interior Plywood (MIP) is a preselected option. If MIP is not desired, it can be deselected by choosing NOTMIP.

Specialty Door Modifications (cont'd)



Mullion Doors

Wall	Base	Tall	Filler	Panel
see Specialty Doors for details				

Specify MD (Mullion Door), MD.TOP (Mullion Door Top), MD.MID (Mullion Door Middle), MD.BTM (Mullion Door Bottom), or MD.P (Mullion Door Peninsula)

With this option, doors will feature a mullion cut-out. Clips to attach glass are included. See the Specialty Doors section for style availability and complete ordering information and size limitations.

- Must specify Matching Interior if desired. When a decorative door option is chosen in 20/20, Matching Interior Plywood (MIP) is a preselected option. If MIP is not desired, it can be deselected by choosing NOTMIP.
- Glass is not included.
- Not available on:
  - Burke, Burke Beaded Inset, Burke Inset, Decker, Decker Beaded Inset, Decker Inset, Butler, Landry, Landry Beaded Inset, Landry Inset, Caprice, Caprice Beaded Inset, Caprice Inset, Tate, Tate Beaded Inset, Tate Inset, Vinson Beaded Inset, and Vinson Inset.
  - Cabinets with bifold doors, 9″ wide cabinets and cabinets less than 15″ high or taller than 48″ high.



No Hinge Cut

0	0	0	N/A	N/A	per door

Specify NHC (No Hinge Cut)

- Available on:
  - DOORONLY.



Prairie Mullion Doors

see Specialty Doors for details

Specify PRMD (Prairie Mullion Door), PRMD.TOP (Prairie Mullion Door Top), PRMD.MID (Prairie Mullion Door Middle), PRMD.BTM (Prairie Mullion Door Bottom), or PRMD.P (Prairie Mullion Door Peninsula)

With this option, door will feature a prairie mullion cut-out. Clips to attach glass are included. All doors feature a square door style.

- Must specify Matching Interior if desired. When a decorative door option is chosen in 20/20, Matching Interior Plywood (MIP) is a preselected option. If MIP is not desired, it can be deselected by choosing NOTMIP.
- Glass is not included.
- Not available on:
  - Burke, Burke Beaded Inset, Burke Inset, Decker, Decker Beaded Inset, Decker Inset, Butler, Landry, Landry Beaded Inset, Landry Inset, Caprice, Caprice Beaded Inset, Caprice Inset, Tate, Tate Beaded Inset, Tate Inset, Vinson Beaded Inset, and Vinson Inset.
  - Cabinets with bifold doors, 12″ wide and 24″ wide two door cabinets.



Shaker Mullion Door

see Specialty Doors for details

Specify SHMD (Shaker Mullion Door) door location, SHMD.TOP (top door), SHMD.MID (middle door), SHMD.BTM (bottom door), or SHMD.P (peninsula door)

With this option, doors will feature a mullion cut-out. Clips to attach glass are included. All doors feature a square door style.

- Must specify Matching Interior if desired. When a decorative door option is chosen in 20/20, Matching Interior Plywood (MIP) is a preselected option. If MIP is not desired, it can be deselected by choosing NOTMIP.
- Glass is not included.
- See Specialty doors for availability.

Specialty Door Modifications (cont'd)

	Wall	Base	Tall	Filler	Panel	
TCP	140	N/A	N/A	N/A	N/A	per door
TCG	140	N/A	N/A	N/A	N/A	per door

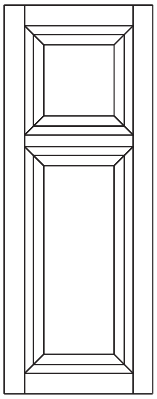

TCP (Transom with both sections Center Panel)

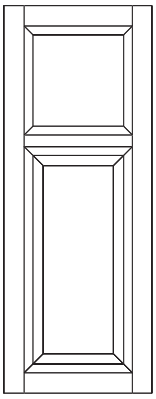

TCG (Transom with Top Cut-for-glass and Bottom Center Panel)

Transom Doors

Specify TCP (Transom with both sections Center Panels),
TCG (Transom with Top Cut-for-glass and Bottom Center Panel),
TCPCG (Transom with Top Center Panel and Bottom Cut-for-glass),
TCGCG (Transom with both sections Cut-for-glass),
TCP.TOP (Transom with both sections Center Panels - Top Door),
TCG.TOP (Transom with Top Cut-for-glass and Bottom Center Panel - Top Door),
TCPCG.TOP (Transom with Top Center Panel and Bottom Cut-for-glass - Top Door),
TCGCG.TOP (Transom with both sections Cut-for-glass - Top Door),
TCP.P (Transom with both sections Center Panels - Peninsula),
TCG.P (Transom with Top Cut-for-glass and Bottom Center Panel - Peninsula),
TCPCG.P (Transom with Top Center Panel and Bottom Cut-for-glass - Peninsula), or
TCGCG.P (Transom with both sections Cut-for-glass - Peninsula)

Cabinets can be ordered with Transom Doors. Clips to attach glass are included.

- The upper section of the door will always have a 12″ tall section, which includes the width of the upper crossrails and the upper opening.
- Authentic End will always be Transom with both sections Center Panel.
- Face Frame and Door on End option will always match the face.
- Center panel standard on lower section. Cut-for-glass Door option available on lower section.
- When Modified Full Overlay modification is selected in conjunction with Transom, the bottom section of door will decrease in height by 1 inch.
- Glass is not included.
- Available on:
  - Decker, Amstead, Gordon, Northrope, Kirby, Whitman, and Tate.
  - 36″, 39″, 42″, 45″ and 48″ high doors.
- Transom with Top for Glass and Bottom Center Panel (TCG) not available on:
  - Corner Walls and Wall Message Centers.
- Transom Doors are not available on stacked wall units.
- When a decorative door option is chosen in 20/20 for TCG, TCPCG or TCGCG, Matching Interior Plywood (MIP) is a preselected option. If MIP is not desired, it can be deselected by choosing NOTMIP.

Cabinet Box Frame Modifications

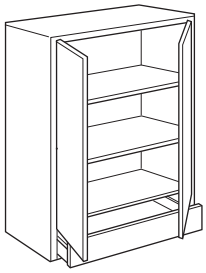

ADRW

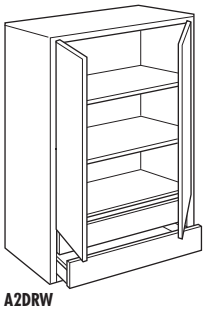

A2DRW

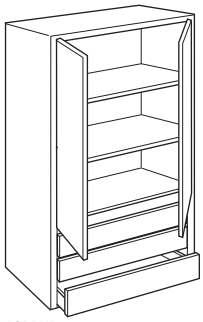

A3DRW

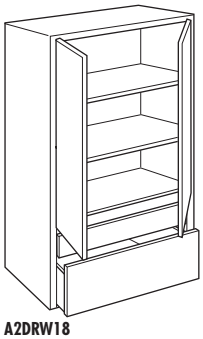

A2DRW18

Add Drawer Below Wall Unit

	Wall	Base	Tall	Filler	Panel	
1 Drawer	280	N/A	N/A	N/A	N/A	per cabinet
2 Drawers	540	N/A	N/A	N/A	N/A	per cabinet
3 Drawers	820	N/A	N/A	N/A	N/A	per cabinet

Specify ADRW (Add One Drawer Below Wall Unit, increases height by 6″), A2DRW (Add Two Drawers below Wall Unit, increases height by 12″), A3DRW (Add Three Drawers below Wall Unit, increases height by 18″), or A2DRW18 (Add Two Drawers below Wall Unit, increases height by 18″)

Most wall cabinets can have full width drawer(s) added below a wall unit. With this option the overall height of the cabinet increases.

- ADRW adds one full width drawer below wall unit, 4 1/4″ drawer opening height. The height increases by 6″. The maximum cabinet height is 60″ before drawers are added. Maximum overall cabinet height is 66″.
- A2DRW adds two full width drawers below wall unit, both at 4 1/4″ drawer opening heights. The height increases by 12″. The maximum cabinet height is 54″ before drawers are added. Maximum overall cabinet height is 66″.
- A3DRW adds three full width drawers below wall unit, all at 4 1/4″ drawer opening heights. The height increases by 18″. The maximum cabinet height is 48″ before drawers are added. Maximum overall cabinet height is 66″.
- A2DRW18 adds one full width drawer with a 4 1/4″ drawer opening height and one full width drawer with a 10 1/4″ drawer opening height. The height increases by 18″. The maximum cabinet height is 48″ before drawers are added. Maximum overall cabinet height is 66″.
- Maximum cabinet width is 48″.
- Inset and Beaded Inset will feature a slab drawer front on the 4 1/4″ opening heights with this option.
- Increased or Reduced Depth available in 1/4″ increments from 12″ to 24″.
- Not available on:
  - Peninsula cabinets or in conjunction with Finished Bottom.

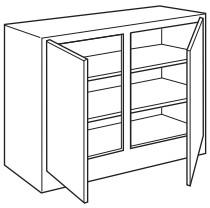

Bottom Valance Rail

165	N/A	N/A	25%	25%	per cabinet

Specify BVR (Bottom Valance Rail)___ and fill in the added height dimension required

The standard 1 1/2″ bottom rail on wall cabinets can be increased in 1/4″ increments up to an additional 3 1/2″.

- Ends and back are extended down with the frame. If desired, field modification is possible.
- The overall height of the cabinet increases by the amount of Bottom Valance Rail specified.
- When Finished Bottom option is selected, additional blocking in field may be required.
- When Bottom Valance Rail is specified in conjunction with Integral Ends, the cross rails on the End Panel will not increase to match the extension.

Cabinet Box Frame Modifications (cont'd)

Wall	Base	Tall	Filler	Panel	
-15%	-15%	-15%	N/A	N/A	per cabinet

Cabinet Box Only

Specify CBO (Cabinet Box Only)

With this option, the doors and/or drawer fronts are removed (no hinge drilling on face frame).

- Complete drawer box and any interior components remain in cabinet.
- Contact Customer Service for more details.

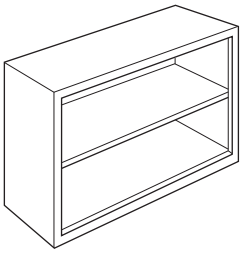

Cabinets less doors - Wall

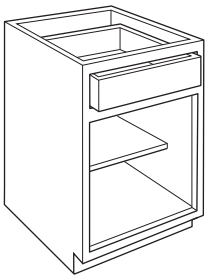

Cabinets less doors and drawers fronts - Base and Vanity



Cabinet less doors - Tall

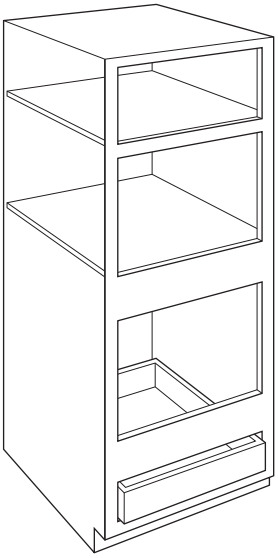

Cabinet less doors and drawer fronts - Tall

-15%	-15%	-15%	N/A	N/A	per cabinet

Cabinet Case Only

Specify CCO (Cabinet Case Only)

With this option, the doors (no hinge drilling on face frame), drawer fronts, hardware and interior components are removed.

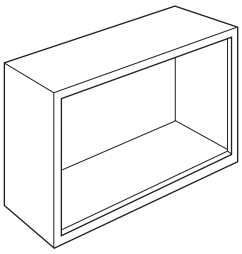

Cabinet case only - Wall

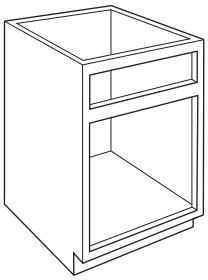

Cabinet case only - Base and Vanity



Cabinet case only - Tall

Cabinet Box Frame Modifications (cont'd)

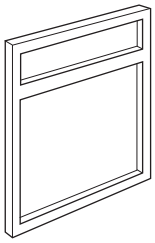

Cabinet Frame Only

Wall	Base	Tall	Filler	Panel	
-75%	-75%	-75%	N/A	N/A	per cabinet

Specify CFRM0 (Cabinet Frame Only)

With this option, the cabinet, doors, hinges, drawers, and drawer fronts are removed.



Cabinet Front Only

-25%	-25%	-25%	N/A	N/A	per cabinet

Specify CFNT0 (Cabinet Front Only)

The top and bottom edges of the frame are not available in finished quality. While the vertical edges are finished, the standard groove to accept the 1/2″ end panel is on the back vertical edge of all Face Frames and Doors.

When Cabinet Front Only (CFNT0) is selected, the following modification upcharges will apply:

- Drawer Front
- Split Doors
- Split Drawers
- Clip Corners
- Fluting
- Cut-for-glass
- Mullion Doors
- Prairie Mullion Doors
- Doors
- Finish Techniques
- Glazes
- Wide Stile
- Glass
- Finial Hinges

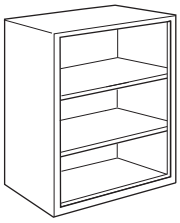

Cabinet No Door

-15%	-15%	-15%	N/A	N/A	per cabinet

Specify CND (Cabinet No Door), CND.TOP (Cabinet No Door Top), CND.MID (Cabinet No Door Middle), CND.BTM (Cabinet No Door Bottom), or CND.P (Cabinet No Door Peninsula)

Cabinets can be ordered without doors (no hinge drilling on face frame). The interior of the cabinet is Natural unless a Matching Interior is specified.

- Complete drawer box and any interior components remain in cabinet.
- Hinges are not included.
- Openings larger than 36″ wide will have center face frame mullion.

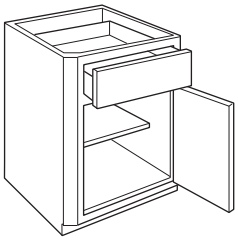

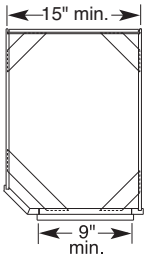

3″ Clipped Corner

410	480	540	N/A	N/A	per side

Specify CLIP3L (Clipped Left Corner), CLIP3R (Clipped Right Corner), CLIP3L.P (Clipped Left Corner Peninsula), or CLIP3R.P (Clipped Right Corner Peninsula)

Many cabinets can be ordered with either the left or right front corners of the face frame clipped at a 45° angle. The Clipped Corner side end panel is set back 3″ by the clip. The size of the face frame opening is reduced by 3″ with one clip. The overall width of the cabinet does not change.

- The Clipped Corners are available with fluting, but this must be specified.
- Minimum face frame opening is 9″ after Clipped Corner option is applied.
- Minimum depth of cabinet is 9″.
- When cabinet is clipped to 21″ opening, specify one or two doors.
- When IW is used in conjunction with Clipped Corners, then not available with 24″ wide Peninsulas, B4D_, B4D_RT, B39RT, B42RT, or B45RT models.
- When IW is used in conjunction with Clipped Corners and it makes the opening 21″ wide, then cabinet will have 2 doors.
- Not available on:
  - Face Frame and Door on End, Extended Stiles, Inset Panel Ends, or Wide Stiles are not available on same side as the Clipped Corner.

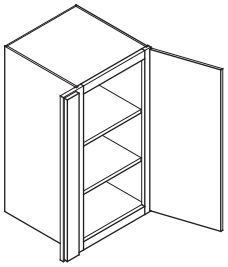

Extended Stile with Overlay

0	0	0	N/A	0	per stile

Specify EXL0L (Extended Left Stile with Overlay), EXR0L (Extended Right Stile with Overlay), EXB0L (Extended Left and Right Stiles with Overlay), EXL0L.P (Extended Left Stile with Overlay Peninsula Side), EXR0L.P (Extended Right Stile with Overlay Peninsula Side), or EXB0L.P (Extended Left and Right Stile with Overlay Peninsula Side)

Cabinets can be ordered with Extended Stiles of 3″ that include a 2 9/16″ profiled overlay. The overlay is sent loose for field trimming.

- Overlays cannot be fluted.
- When ordered with #18 profile, #14 profile will be used.
- Not available:
  - Inset and Beaded Inset Door styles.

Cabinet Box Frame Modifications (cont'd)

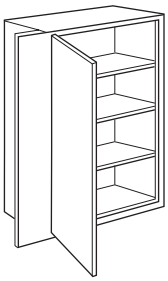

Top View

Extended Stiles

Wall	Base	Tall	Filler	Panel	
0	0	0	N/A	N/A	per stile

Specify EXL (Extended Left Stile), EXR (Extended Right Stile), EXL.P (Extended Left Stile Peninsula Side), or EXR.P (Extended Right Stile Peninsula Side) and fill in the added dimension required

To eliminate the need for fillers, cabinets can be ordered with Extended Stiles. Two options are available when ordering Extended Stiles: 1/8″ only or 1/4″ increments up to an additional 3″.

- When the cabinet has doors, Flute option available on 3″ Extended Stiles only.
- 1/8″ EXL and/or EXR options recommended on cabinets with #12 profile selected when the adjacent cabinets are ordered with altered depths or next to a fixed wall. See page D•1 for details. Applies to Full Overlay only.
- Not available on:
  - The angled end of any angled frame cabinet or clipped corner ends.



Finished Blind

140	140	N/A	N/A	N/A	per cabinet

Specify FBFL (Finished Blind Left) or FBFR (Finished Blind Right)

The blind section of a square corner wall or blind corner base can be filled in to appear as a solid section.

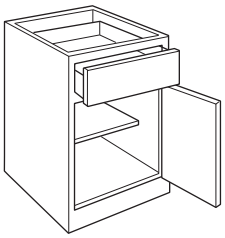

FTK

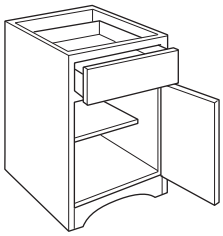

FTKAV

Flush Toekick

Straight	0	0	0	0	0	per cabinet
Arch	0	0	0	0	0	per cabinet
Style B	0	0	0	0	0	per cabinet
Style D	0	0	0	0	0	per cabinet
Style E	0	0	0	0	0	per cabinet
Style H	0	0	0	0	0	per cabinet
Style J	0	0	0	0	0	per cabinet
Style K	0	0	0	0	0	per cabinet
Style L	0	0	0	0	0	per cabinet

**Specify FTK (Flush Toekick),
FTK.P (Flush Toekick - Peninsula),
FTKAV (Flush Toekick - Arch),
FTKAV.P (Flush Toekick - Arch Peninsula),
FTKB (Flush Toekick - Style B),
FTKB.P (Flush Toekick - Style B Peninsula),
FTKD (Flush Toekick - Style D),
FTKD.P (Flush Toekick - Style D Peninsula),
FTKE (Flush Toekick - Style E),
FTKE.P (Flush Toekick - Style E Peninsula),
FTKH (Flush Toekick - Style H),
FTKH.P (Flush Toekick - Style H Peninsula),
FTKJ (Flush Toekick - Style J),
FTKJ.P (Flush Toekick - Style J Peninsula),
FTKK (Flush Toekick - Style K),
FTKK.P (Flush Toekick - Style K Peninsula),
FTKL (Flush Toekick - Style L), or
FTKL.P (Flush Toekick - Style L Peninsula)**

The recessed toe space on base cabinets can be eliminated by extending the face frame down with the end panels.

- When Flush Toekick is selected for wall cabinets, it increases the overall height of the wall cabinet by 4 1/2″. It is not necessary to pick both Add Toekick and Flush Toekick to get this look on walls. All doors feature a square door style to match other base cabinets on order.
- Frame opening width on Flush Toekick - Arch, Style B, Style D, Style E, Style H, Style J, Style K, and Style L: minimum: 12″, maximum: 57″.
- To see images of the styles, see section R (AV**, VV**, V**B, V**D, V**E, V**H, V**J, V**K, V**L).

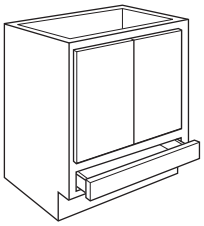

Inverted Frame

0	0	N/A	N/A	N/A	per cabinet

Specify INVFRM (Inverted Frame)

Base and 48″ to 60″ Diagonal Wall cabinets can be ordered with the face frame openings inverted. The Inverted Frame option applies only to an actual exchanging of opening locations, not a re-sizing of any opening. Drawer openings relocated to the bottom of a base must always be a working drawer.

Cabinet Box Frame Modifications (cont'd)

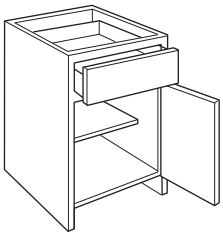

Open Bottom Rail Base

Wall	Base	Tall	Filler	Panel	
0	0	0	N/A	N/A	per cabinet

Specify OBRB (Open Bottom Rail Base)

With this option, the sub-toekick on base and tall cabinets is eliminated and the stiles are extended down 4 1/2″, which is the standard toekick height.

- When Open Bottom Rail Base is selected for wall cabinets, it increases the overall height of the wall cabinet by 4 1/2″.
- Available in place of Flush Toekick on office units with the open area remaining 3 1/2″.
- Maximum frame opening width is 57″.

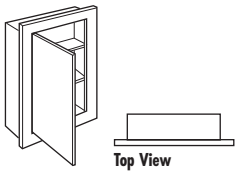

Recessed Vanity Wall

15%	N/A	N/A	N/A	N/A	per cabinet

Specify REC (Recessed Vanity Wall)

With this option, the standard vanity wall cabinet construction will change to match the construction of the Recessed Vanity Wall cabinets.

- Available on:
  - Vanity Wall Cabinets (W_ _ _ _4) only. See pages P•3-P•4.

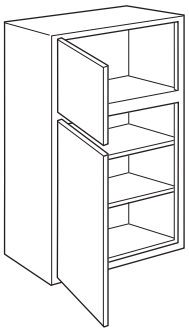

Stacked Wall Cabinet Heights

0	N/A	N/A	N/A	N/A	per cabinet

Specify STW.TOP_ (Stacked Wall Top) or STW.BTM_ (Stacked Wall Bottom)

Stacked wall cabinets can be ordered with different top and bottom "cabinet" heights as long as the total height of the cabinet remains constant. For example, an STW2748 has a top cabinet height of 18″ and a bottom cabinet height of 30″, stacked as one cabinet. This option will allow flexibility by specifying STW.TOP 12″ and STW.BTM 36″, where the total height still adds up to 48″.

When used in conjunction with the increased/reduced height modification, the specified increase/reduction in height will be applied to the bottom cabinet, in addition to, or as a reduction of, the height specified by the STW.BTM modification. The top cabinet height will remain as specified by the STW.TOP modification.

- The minimum height of the top/bottom cabinet is 12″.

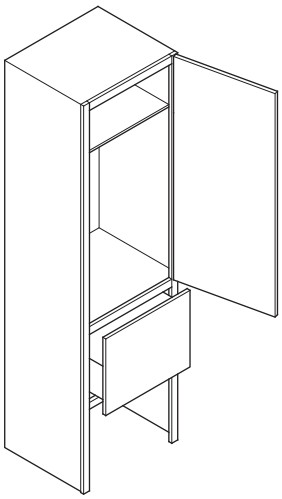

Storage Open Rail Base

N/A	100	100	N/A	N/A	per cabinet

Specify STORB (Storage Open Rail Base)

With this option, the 4 1/2″ sub-toekick on base and tall cabinets is eliminated and the face frame stiles, end panels, and back are extended down the amount specified.

- This option is available in 1/4″ increments from 4 3/4″ to 18″.
  Example: When selecting an EET1878 L or R with the STORB modification of 18″, the overall cabinet height will be 91.5″. (i.e. 78-4.5+18=91.5)
- See individual cabinets in the Office and Furniture Cabinets section for availability.

Cabinet Box Frame Modifications (cont'd)

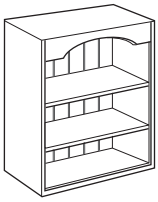

Top Valance Rail

	Wall	Base	Tall	Filler	Panel	
Arch	0	0	0	N/A	N/A	per cabinet
Straight	0	0	0	N/A	N/A	per cabinet
Style B	0	0	0	N/A	N/A	per cabinet
Style D	0	0	0	N/A	N/A	per cabinet
Style E	0	0	0	N/A	N/A	per cabinet
Style H	0	0	0	N/A	N/A	per cabinet
Style J	0	0	0	N/A	N/A	per cabinet
Style K	0	0	0	N/A	N/A	per cabinet
Style L	0	0	0	N/A	N/A	per cabinet

Specify TVRAV (Top Valance Rail - Arch),
TVRAVTOP (Top Valance Rail - Arch - Top),
TVRAVMID (Top Valance Rail - Arch - Middle),
TVRAVBTM (Top Valance Rail - Arch - Bottom),
TVRAV.P (Top Valance Rail - Arch - Peninsula),
TVRVV (Top Valance Rail - Straight),
TVRVVTOP (Top Valance Rail - Straight - Top),
TVRVVMID (Top Valance Rail - Straight - Middle),
TVRVVBTM (Top Valance Rail - Straight - Bottom),
TVRVV.P (Top Valance Rail - Straight - Peninsula)
TVRB (Top Valance Rail - Style B),
TVRBTOP (Top Valance Rail - Style B - Top),
TVRBMID (Top Valance Rail - Style B - Middle),
TVRBBTM (Top Valance Rail - Style B - Bottom),
TVRB.P (Top Valance Rail - Style B - Peninsula),
TVRD (Top Valance Rail - Style D),
TVRDTOP (Top Valance Rail - Style D - Top),
TVRDMID (Top Valance Rail - Style D - Middle),
TVRDBTM (Top Valance Rail - Style D - Bottom),
TVRD.P (Top Valance Rail - Style D - Peninsula),
TVRE (Top Valance Rail - Style E),
TVRETOP (Top Valance Rail - Style E - Top),
TVREMID (Top Valance Rail - Style E - Middle),
TVREBTM (Top Valance Rail - Style E - Bottom),
TVRE.P (Top Valance Rail - Style E - Peninsula),
TVRH (Top Valance Rail - Style H),
TVRHTOP (Top Valance Rail - Style H - Top),
TVRHMID (Top Valance Rail - Style H - Middle),
TVRHBTM (Top Valance Rail - Style H - Bottom),
TVRH.P (Top Valance Rail - Style H - Peninsula),
TVRJ (Top Valance Rail - Style J),
TVRJTOP (Top Valance Rail - Style J - Top),
TVRJMID (Top Valance Rail - Style J - Middle),
TVRJBTM (Top Valance Rail - Style J - Bottom),
TVRJ.P (Top Valance Rail - Style J - Peninsula),
TVRK (Top Valance Rail - Style K),
TVRKTOP (Top Valance Rail - Style K - Top),
TVRKMID (Top Valance Rail - Style K - Middle),
TVRKBTM (Top Valance Rail - Style K - Bottom),
TVRK.P (Top Valance Rail - Style K - Peninsula),
TVRL (Top Valance Rail - Style L),
TVRLTOP (Top Valance Rail - Style L - Top),
TVRLMID (Top Valance Rail - Style L - Middle),
TVRLBTM (Top Valance Rail - Style L - Bottom), or
TVRL.P (Top Valance Rail - Style L - Peninsula)

Cabinets can be ordered with a valance in place of the standard top rail when the Cabinet No Door option is chosen.

- Must specify Matching Interior, if desired.
- Arch, Style B, Style D, Style E, Style H, Style J, Style K, and Style L not available in Beaded Inset Styles.
- Style B, Style D, Style E, Style H, Style J, Style K, Style L, and Arch valances are not available on cabinets with frame openings less than 12″ wide.
- Not available on:
  – Cabinets over 39″ wide or units with the Split Doors option.
- Valances are also available as an accessory. See section R (AV**, VV**, V**B, V**D, V**E, V**H, V**J, V**K, V**L).

Cabinet Box Frame Modifications (cont'd)



Wide Stiles

Wall	Base	Tall	Filler	Panel	
60	60	60	N/A	N/A	per side

Specify WSL1.5 (Wide Stile Left 1.5″), WSR1.5 (Wide Stile Right 1.5″), WSB1.5 (Wide Stile Left & Right 1.5″), WSL1.5.P (Wide Stile Left Peninsula 1.5″), WSR1.5.P (Wide Stile Right Peninsula 1.5″), WSB1.5.P (Wide Stile Left & Right Peninsula 1.5″), WSL3 (Wide Stile Left 3″), WSR3 (Wide Stile Right 3″), WSB3 (Wide Stile Left & Right 3″), WSL3.P (Wide Stile Left Peninsula 3″), WSR3.P (Wide Stile Right Peninsula 3″), or WSB3.P (Wide Stile Left & Right Peninsula 3″)

Wide Stiles can be ordered in 1 1/2″ and 3″ increments. The Wide Stile 1 1/2″ option increases the stile size to 3″ overall. The Wide Stile 3″ option increases the stile to a total of 4 1/2″ wide. The overall back width of the cabinet does not change with this option. The face frame opening is reduced.

- On units with doors and/or drawers, only the Wide Stile 3″ can be fluted. On units without doors, the Wide Stile 1 1/2″ can be fluted utilizing the standard 1 1/2″ end rail as part of the fluting location.
- When IW is used in conjunction with Wide Stiles, then not available with 24″ wide Peninsulas, B4D_, B4D_RT, B39RT, B42RT, or B45RT models.
- When IW is used in conjunction with Wide Stiles and it makes the opening 21″ wide, then cabinet will have 2 doors.
- Not available on:
  - Clipped Corner.

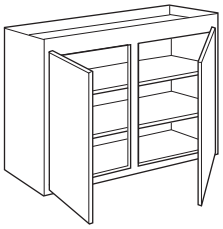

Wide Top Rail

60	60	60	60	60	per cabinet

Specify WTR (Wide Top Rail)___ and fill in the added height dimension required

Most cabinets can have the standard 1 1/2″ top rail increased in 1/4″ increments up to an additional 3 1/2″. Cabinet height increases by the dimension given.

- Ends and backs are extended up with frame. If desired, field modification is possible.
- When Wide Top Rail is specified in conjunction with Integral Ends, the cross rails on the End Panel will not increase to match the extension.
- Authentic Ends are recommended, door size will not increase when Wide Top Rail (WTR) is specified.
- Not available on:
  - 96″ high units with Flush Toekick.

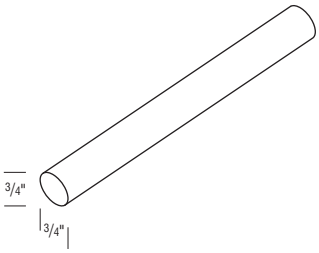

Nickel Towel Bar

140	N/A	N/A	N/A	N/A	per part

TBN

For use with BCTTOS and BCTT units only.

End Modifications



Authentic Flush End

	Wall	Base	Tall	Filler	Panel	
	340	480	952	N/A	35%	per end
AUTHB	340	480	952	N/A	N/A	per end

Specify AUTHL (Authentic Flush Left), AUTHR (Authentic Flush Right), or AUTHB (Authentic Flush Left and Right)

Authentic Flush Ends are available on most cabinets where the look of a working door on the end is desired. The fixed door panel is applied to a finished flush end. Base cabinets have a full height door applied over a finished flush end.

- Finished Flush Ends (5/8″ thick) standard only on the side(s) the Authentic Ends are applied.
- On base or tall cabinets, Recessed Toekick must be specified if desired.
- If cabinet is over 24″ deep, two doors will be applied to end.
- When used in conjunction with the SGLPN modification, the SGLPN logic will be applied changing the tall door to a single center panel.
- Not available on:
  - Inset and Beaded Inset Door Styles.
  - Cabinet backs, and on same side as an Extended Stile.
- See individual cabinets for availability.

Minimum Cabinet Depth for Authentic Ends	Non-Peninsula	Peninsula
Gordon, Kirby, Landry, Whitman, Caprice, Shanley	8″	8″
Burke, Decker, Amstead, Northrope, Butler, Tate, Vinson	8 1/2″	8 1/2″

Minimum Cabinet Depth for 3″ Clipped Corners	Non-Peninsula	Peninsula	Front & Back
Gordon, Kirby, Landry, Whitman, Caprice, Shanley	11″	11″	14″
Burke, Decker, Amstead, Northrope, Butler, Tate, Vinson	11 1/2″	11 1/2″	14 1/2″

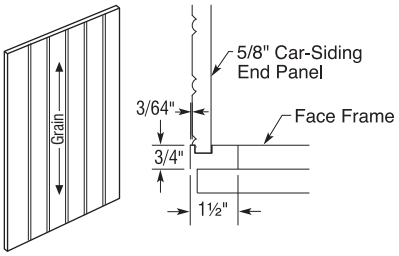

Car Siding Flush Panel End

140	200	410	N/A	35%	per end

Specify CSFPEL (Car Siding Flush Panel Left End) or CSFPER (Car Siding Flush Panel Right End)

Cabinets can be ordered with a 5/8″ finished veneer end panel to achieve a car siding flush panel end appearance.

- Finished End standard on Car Siding Flush Panel End.
- Not available on heights over 96″ high.
- See individual cabinets for availability.

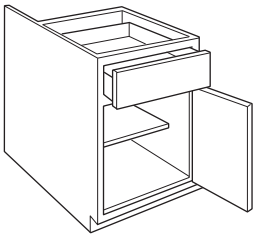

End Extended Back

140	170	200	N/A	N/A	per end

Specify EXBKL__ (End Extended Back Left) or EXBKR__ (End Extended Back Right) and fill in the amount to be extended

The end panel can be extended back in 1/4″ increments up to an additional 12″. Finished End must be specified if desired.

- End treatment must be specified (i.e. FL, AUTHL, etc.).
- See individual cabinets for availability.

End Modifications (cont'd)

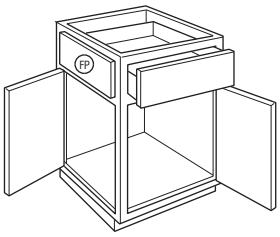

FP **False Panel**

Face Frame and Door on End

Wall	Base	Tall	Filler	Panel	
280	410	680	N/A	N/A	per end

Specify FFDR.HL (Face Frame and Door on Right End – Hinge Left),
FFDR.HR (Face Frame and Door on Right End – Hinge Right),
FFDR.HL.FH (Full Height Face Frame and Door on Right End – Hinge Left),
FFDR.HR.FH (Full Height Face Frame and Door on Right End – Hinge Right),
FFDL.HL (Face Frame and Door on Left End – Hinge Left),
FFDL.HR (Face Frame and Door on Left End – Hinge Right),
FFDL.HL.FH (Full Height Face Frame and Door on Left End – Hinge Left), or
FFDL.HR.FH (Full Height Face Frame and Door on Left End – Hinge Right)

When a working door is desired on the end of a cabinet, specify Face Frame and Door on End.

- When Face Frame and Door on End is selected on base and tall cabinets, Recessed Toekick is standard.
- If the Flush Toekick option is selected, then all sides of cabinet will be Flush Toekick.
- When used in conjunction with the SGLPN modification, the SGLPN logic will be applied changing the tall door to a single center panel.
- Not available on:
  - Inset and Beaded Inset Door Styles.
  - Both cabinet ends or cabinets with End Extended Back.
  - Peninsula cabinets.
- See individual cabinets for availability.



Top View

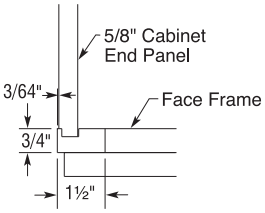

Flush Panel End

140	170	280	N/A	280	per end

Specify FPEL (Flush Left End) or FPER (Flush Right End)

Cabinets can be ordered with a 5/8″ finished veneer end panel to achieve a Flush Panel End appearance.

- Finished End standard on Flush Panel End. The other side is unfinished unless a finished end is specified.
- See individual cabinets for availability.

End Modifications (cont'd)

Wall	Base	Tall	Filler	Panel	
410	540	680	N/A	680	per end

Inset Panel Ends

Specify IPEL (Inset Panel End Left) or IPER (Inset Panel End Right)

With this option, the current end panel is replaced with a frame and door that is then applied to a 3/8″ end panel.

- Cabinets deeper than 24″ will have two butt doors.
- Minimum cabinet depth is 9″. Maximum cabinet depth is 30″.
- Minimum cabinet height is 12″. Maximum cabinet height is 96″.
- Cabinets less than 12″ deep will utilize a slab door.
- Cabinets with a toekick (Base, Vanity, Office, and Tall Cabinets, as well as Wall Cabinets with ADDTK) will include a Flush Toekick with a notch on the inset panel end frame.
- When Wide Top Rail (WTR) and Bottom Valance Rail (BVR_) is selected the frame on the inset panel end will also have the modification applied.
- When used in conjunction with the SGLPN modification, the SGLPN logic will be applied changing the tall door to a single center panel.
- Available on:
  - Inset and Beaded Inset door styles only.
- Not available with:
  - Aluminum Frame Doors, Modified Full Overlay, End Extended Back, Face Frame and Door on End, Glass Shelf Kits, Wall End & Back Extended Down, or 3″ Clipped Corners.

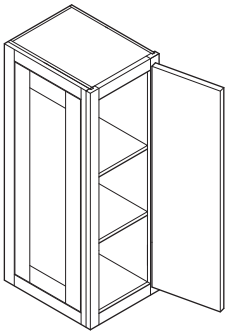

Wall

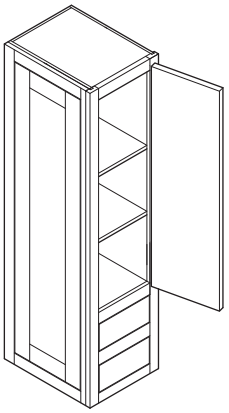

Wall with Added Drawer

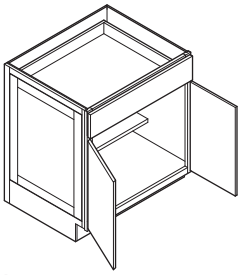

Base

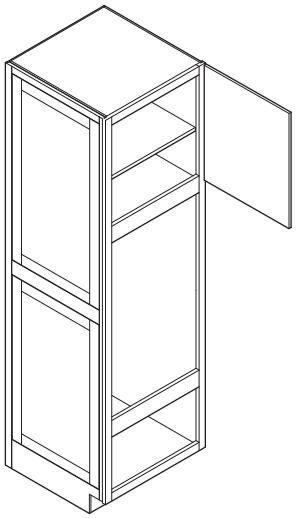

Tall Oven

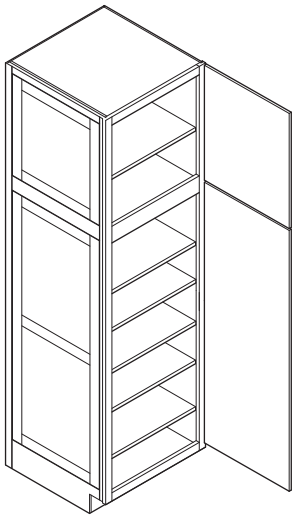

Utility

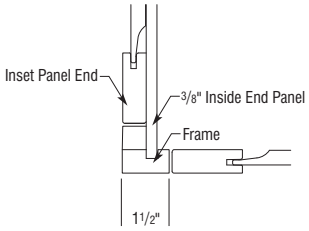



Diagonal

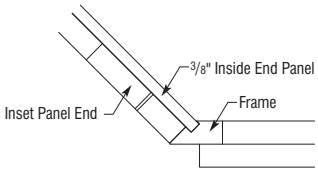

End Modifications (cont'd)

Wall	Base	Tall	Filler	Panel	
410	540	680	N/A	680	per end

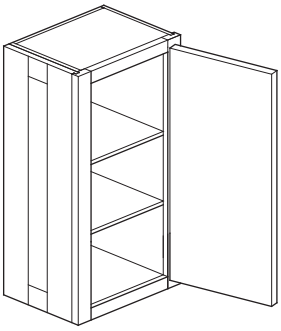

Wall

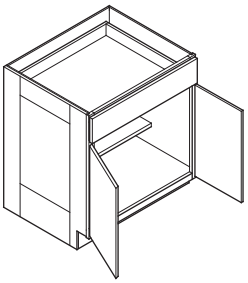

Base

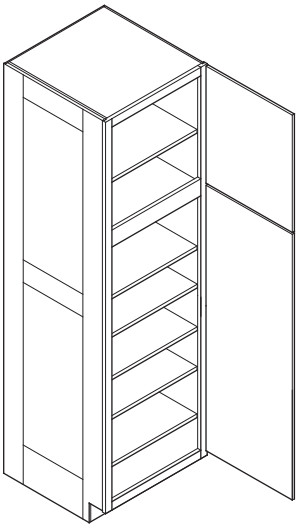

Tall

Integral End

Specify INTGEL (Integral End Left) or INTGER (Integral End Right)

Integral Ends are available on most cabinets where the look of a furniture end is desired. Integral Ends will closely match the door style specified on the order.

- Outside profile will be #12 regardless of door profile.
- On wall cabinets, all rails and stiles are sized to match the selected door styles.
- On base, vanity, and tall cabinets, the bottom rail is always 7″ high. Amstead, Gordon, Kirby, Landry, Whitman, and Shanley utilize 3 1/2″ rails and stiles. Decker and Northrope utilize 4″ rails and stiles.
- Cabinets over 48″ will always have 2 equally sized panels in height.
- Cabinets deeper than 24″ will have double wide panels.
- Minimum wall cabinet depth is 9″.
- Minimum base cabinet depth is 12″.
- Minimum cabinet height is 18″.
- Not available in conjunction with: Face Frame and Door on End, Glass Shelf Kits, Add Toekick, Toekick Drawer, Toekick Pedestal and Clipped Corner.
- 96″ tall cabinets will have Attached Toekick standard. 96″ tall cabinets not available with Wide Top Rail.
- When Bottom Valance Rail, Modified Full Overlay or Wide Top Rail is selected in conjunction with Integral End, the cross rail on the Integral End will not increase to match the extension.
- The maximum cut-out for oven cabinets is 3″ less than the cabinet width.
- Only available on the following Full Overlay styles:
  - Decker, Amstead, Gordon, Northrope, Kirby, Landry, Whitman, and Shanley.

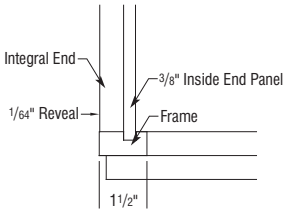



Diagonal

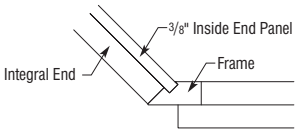

140	N/A	N/A	N/A	N/A	per end

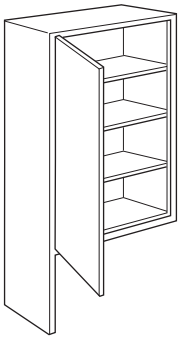

Wall End and Back Extended Down

Specify EXDNL__ (Wall End Extended Down Left) or EXDNR__ (Wall End Extended Down Right) and fill in the amount to be extended
Specify EXDNLRB__ (Back Extended Down) when both right and left ends are extended down and fill in the amount to be extended

The end panel and attached face frame rail can be extended down in 1/4″ increments up to an additional 24″. When one or both ends are extended down, the interior of the extended ends is skinned to match the cabinet exterior.

- If both the ends and the back are extended down, the cabinet must be Matching Interior.
- When ordering a cabinet with Bottom Valance Rail in conjunction with End Extended Down, overall cabinet height is standard height plus Bottom Valance Rail plus Extended Down.
- Not available on:
  - Cabinets with Face Frame and Door on End and Inset Panel Ends.

Toekick Modifications

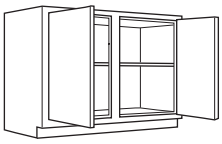

Add Toekick

Wall	Base	Tall	Filler	Panel	
0	N/A	N/A	N/A	N/A	per cabinet

Specify ADDTK (Add Toekick)

Wall cabinets can be ordered with a 4 1/2″ high recessed toekick added. The overall height of the cabinet increases by 4 1/2″. All doors feature a square door style to match other base cabinets on order.

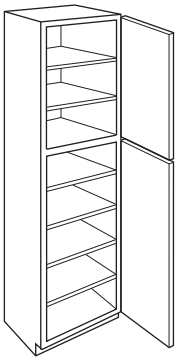

Attach Toekick

N/A	N/A	0	N/A	N/A	per cabinet

Specify ATTTK (Attach Toekick)

For cabinets over 93″ high, specify Attach Toekick if toekick is desired.

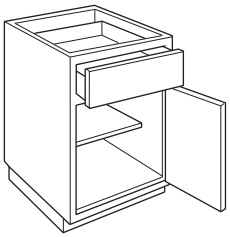

Recessed Toekick

0	0	0	N/A	N/A	per side

Specify RECTKL (Recessed Left End), RECTKR (Recessed Right End), RECTKBK (Recessed Back), RECTKL.R (Recessed Left and Right Ends), RECTKL.BK (Recessed Left and Back Ends), RECTKR.BK (Recessed Right and Back Ends), RECTKL.R.BK (Recessed Left, Right and Back Ends), or RECTKALL (Recessed All Ends)

Cabinets with a toekick are available with recessed toekick on ends and/or back.

- Recessed Toekick standard when Face Frame and Door on End is ordered.
- Not available when:
  - Units with Flush Toekick, Open Bottom Rail Base or Toekick Drawer is specified.

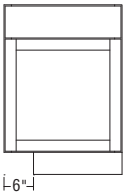

RECTKL6

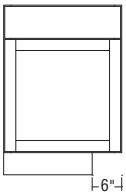

RECTKR6

Recessed Toekick – 6″ NEW

Specify RECTKL6 (Recessed Toekick Left - 6″), RECTKR6 (Recessed Toekick Right - 6″), RECTKL.R6 (Recessed Toekick Left and Right - 6″), RECTKBK6 (Recessed Toekick Back - 6″), RECTKL.BK6 (Recessed Toekick Left and Back - 6″), RECTKR.BK6 (Recessed Toekick Right and Back - 6″), RECTKL.R.BK6 (Recessed Toekick Left, Right and Back - 6″), RECTKALL6 (Recessed Toekick All - 6″), RECTKFRT.BK6 (Recessed Toekick Front and Back - 6″), RECTKFRT.L6 (Recessed Toekick Front and Left - 6″), RECTKFRT.R6 (Recessed Toekick Front and Right - 6"), RECTKFRT.L.R6 (Recessed Toekick Front, Left and Right - 6"), RECTKFRT.L.BK6 (Recessed Toekick Front, Left and Back - 6"), RECTKFRT.R.BK6 (Recessed Toekick Front, Right and Back - 6")

Cabinets with a toekick are available with 6″ recessed toekick on ends, back, and/or front.

- Suggested use with Decorative Feet.
- Available with select Base and Vanity cabinets.

RECTKL6	N/A	166	N/A	N/A	N/A	per cabinet
RECTKR6	N/A	166	N/A	N/A	N/A	per cabinet
RECTKL.R6	N/A	330	N/A	N/A	N/A	per cabinet
RECTKBK6	N/A	166	N/A	N/A	N/A	per cabinet
RECTKL.BK6	N/A	330	N/A	N/A	N/A	per cabinet
RECTKR.BK6	N/A	330	N/A	N/A	N/A	per cabinet
RECTKL.R.BK6	N/A	495	N/A	N/A	N/A	per cabinet
RECTKALL6	N/A	666	N/A	N/A	N/A	per cabinet
RECTKFRT.BK6	N/A	330	N/A	N/A	N/A	per cabinet
RECTKFRT.L6	N/A	330	N/A	N/A	N/A	per cabinet
RECTKFRT.R6	N/A	330	N/A	N/A	N/A	per cabinet
RECTKFRT.L.R6	N/A	495	N/A	N/A	N/A	per cabinet
RECTKFRT.L.BK6	N/A	495	N/A	N/A	N/A	per cabinet
RECTKFRT.R.BK6	N/A	495	N/A	N/A	N/A	per cabinet

Toekick Modifications (cont'd)

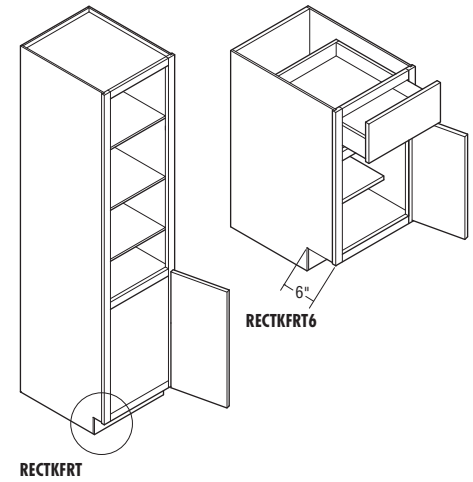

Recessed Toekick Front

	Wall	Base	Tall	Filler	Panel	
RECTKFRT	N/A	N/A	0	N/A	N/A	per cabinet
RECTKFRT6	N/A	166	N/A	N/A	N/A	per cabinet

Specify RECTKFRT (Recessed Toekick Front) or RECTKFRT6 (Recessed Toekick Front – 6″)

With this option, the toekick area is recessed in the front only.

- RECTKFRT Available on:
  - Tall Bookcases (T_BCAV, TD_BCAV, and TDV_BCAV). See pages 0•29-0•40.
- RECTKFRT6 Available on:
  - Select Base and Vanity cabinets.
- RECTKFRT6 is suggested for use with Decorative Feet.

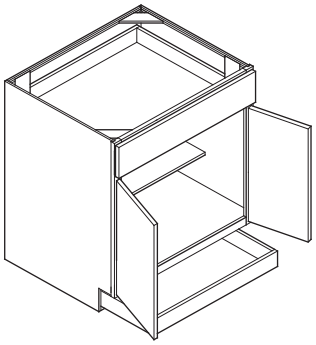

Toekick Drawer

N/A	720	720	N/A	N/A	per cabinet

Specify DRWTK (Toekick Drawer)

Cabinets with toekicks are available with a toekick drawer.

- Toekick drawer is push to open.
- Front is unfinished, allow enough toe skin to cover front.
- Available in:
  - 1/4″ widths from 15″ to 36″
  - 21″ and 24″ deep
  - Cabinets less than 15" wide
- Not available on:
  - Units with Clipped Corners, Increased or Reduced Depths, Modified Bottom Rails, Modified Toekick, and Inset Panel Ends.
- Smart Stop is standard.

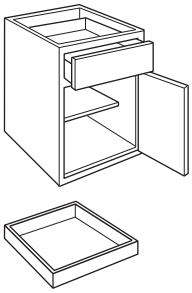

Toekick Pedestal

0	0	0	N/A	N/A	per cabinet

Specify TKP (Toekick Pedestal)

Specify Toekick Pedestal if toekick unattached from cabinet is desired.

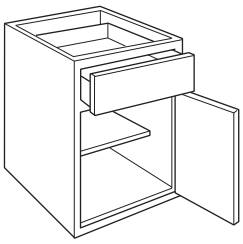

Void Toekick

N/A	0	0	N/A	N/A	per cabinet

Specify VTK (Void Toekick)

To reduce the height of the cabinet by 4 1/2″ and remove the Recessed Toekick.

Drawer and Roll Tray Modifications

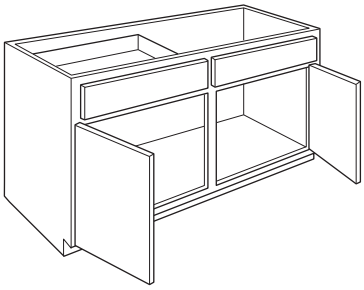

Cabinet False Panel

Wall	Base	Tall	Filler	Panel	
N/A	0	0	N/A	N/A	per cabinet

Specify CFP (Cabinet False Panel), CFPL (Cabinet False Panel Left), CFPR (Cabinet False Panel Right), or CFPB (Cabinet False Panel Both)

Base and vanity cabinets with two side-by-side working drawers can be ordered with cabinet false panels in place of the working drawers.

- Available on:
  - 24″ to 39″ wide two drawer cabinets

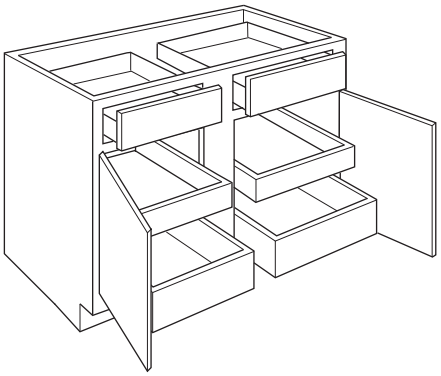

Deep Roll Trays

N/A	140	140	N/A	N/A	per roll tray

Specify DRT (Deep Roll Tray)

Modification upgrades bottom roll tray only on base cabinets and bottom 2 roll trays on utility cabinets.

- Modification available on standard roll tray cabinets only.
- Largest single full width roll tray is available on a 36″ wide cabinet with increased width up to 38 3/4".
- Available on:
  - 12″ to 24″ deep cabinets in 3″ increments
  - 12″ to 48″ wide cabinets in 1/4" increments
- Not available on:
  - Units with Face Frame and Door on End.
  - Peninsula cabinets.

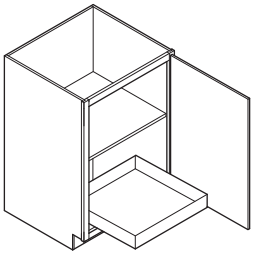

Roll Tray Bottom with Full Depth Shelf

12″ to 39″	N/A	325	N/A	N/A	N/A	per cabinet
39 1/4″ to 48″	N/A	650	N/A	N/A	N/A	per cabinet

Specify FDSRTBTM (Installed Roll Tray Bottom with Full Depth Shelf)

With this option, a Roll Tray is installed in the bottom of cabinet with a full depth shelf in base cabinets.

- Available on Base Cabinets with Full Height Doors which have a standard full depth shelf.
- Available on Base Cabinets, Base Cabinets with Bread Board, and Base Cabinets with Wood Tiered Cutlery Divider which have a standard half depth shelf that will be replaced with an adjustable full depth shelf.
- Largest single full width roll tray is available on a 39" wide cabinet. 39 1/4" or wider cabinet width will include split doors and a roll tray on both the left and right side of the cabinet.
- Available on:
  - 12″ to 24″ deep cabinets - roll tray will be in 3″ increments
  - 12″ to 48″ wide cabinets - roll tray will be in 1/4″ increments
- Roll Tray width will adjust with cabinet width.
- Not available on:
  - Units with Face Frame and Door on End or Peninsula Cabinets.

Drawer and Roll Tray Modifications (cont'd)

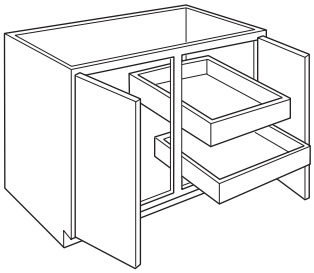

Roll Trays

	Wall	Base	Tall	Filler	Panel	
12″ to 24″ roll trays	265	265	265	N/A	N/A	per roll tray
27″ to 36″ roll trays	325	325	325	N/A	N/A	per roll tray

Specify _RT (Installed Roll Tray), _RTBTM (Installed Roll Tray - Bottom), _RTLBTM (Installed Roll Tray - Left - Bottom), _RTRBTM (Installed Roll Tray - Right - Bottom), _RTL (Installed Roll Tray - Left), _RTMID (Installed Roll Tray - Middle), _RTLMID (Installed Roll Tray - Left - Middle), _RTRMID (Installed Roll Tray - Right - Middle), _RTR (Installed Roll Tray - Right), _RTTOP (Installed Roll Tray - Top), _RTLTOP (Installed Roll Tray - Left - Top), or _RTRTOP (Installed Roll Tray – Right - Top)

With this option, Roll Trays are installed in the cabinet.

- Roll tray width will adjust with cabinet width.
- Roll Tray option substitutes pull-out for standard shelf.
- Largest single full width roll tray is available on a 36″ wide cabinet with increased or reduced width up to 38 3/4″.
- Specify the number of roll trays between 1 and 5.
- Available on:
  - 12″ to 24″ deep cabinets - roll tray will be in 3″ increments
  - 12″ to 48″ wide cabinets - roll tray will be in 1/4″ increments
- Not available on:
  - Units with Face Frame and Door on End.
  - Peninsula cabinets.

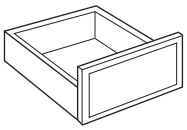

Scooped Drawer

Left or Right	N/A	60	N/A	N/A	N/A	per drawer
Both	N/A	60	N/A	N/A	N/A	per drawer

Specify SCPDRW, SCPDRWL (Scooped Drawer Left), SCPDRWR (Scooped Drawer Right), or SCPDRWB (Scooped Drawer Both)

Cabinets with drawers can be ordered with the top drawer box height reduced to 2″ to allow for clearance of cooktops, etc.

- Only top drawer is modified when specified on drawer base units.

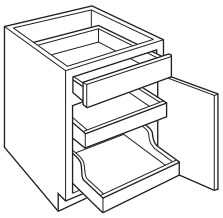

Scooped Roll Tray NEW

N/A	5%	5%	N/A	N/A	per cabinet

Specify SRT (Scooped Roll Tray)

With this option, all roll trays in the cabinet are upgraded to scooped roll trays.

- Modification available on standard roll tray cabinets only.
- Largest single full width roll tray is available on a 36″ wide cabinet with Increased or Reduced Width up to 38 3/4″.
- Available on:
  - 21″ or 24″ deep cabinets
  - 12″ to 48″ wide cabinets in 1/4″ increments
- Not available on:
  - Units with Face Frame and Door on End.
  - Peninsula cabinets.

Drawer and Roll Tray Modifications (cont'd)

Wall	Base	Tall	Filler	Panel	
N/A	85	85	N/A	N/A	per drawer box

U-SHAPED DRAWER
ON SELECT
BASE CABINETS

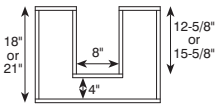

U-shaped Drawer Box

Specify UDBX

- Available on cabinet depths of 21″ to 24″ in 1/4″ increments (18″ or 21″ box depth).
- Minimum opening width is 21″.
- Maximum opening width is 45″.
- 8″ and 4″ dimensions of U-shape stays constant for all drawer box sizes, the legs of U-shape are either 12 5/8″ or 15 5/8″.
- Available in conjunction with Scooped Drawer.
- Not available with: Any drawer insert or pull-out (CIW, BB, WTCD, etc.).
- Available on the following models:
  – The 1, 2, 3, 4 in the modification code refer to the location of drawer box in cabinet and all drawers above that location will be affected.

Model Description	Model Names	Modification Code	Modification Meaning
Base/vanity models with full width drawer at top	B24 L or R - B39 B24RT L or R - B36RT B24P L or R - B39P VB243221 L or R - VB393221 VB243421 L or R - VB393421	UDBX	U-shaped drawer box
Base models with two side by side top drawers, specify left, right or both	B48, B48RT, B48P VB483221 VB483421	UDBXL UDBXR UDBXB	U-shaped drawer box left U-shaped drawer box right U-shaped drawer box left & right
Base models with two drawers, specify top only or both	B2D24 L or R - B2D36 B2D24RT - B2D36RT	UDBX1 UDBX2	U-shaped drawer box #1 location U-shaped drawer box #1 and #2 location
Base models with four split drawers, specify top left, top & 2nd left, top right, top & 2nd right, top left & top right, all	B4D48 B4D48RT	UDBX1L UDBX2L UDBX1R UDBX2R UDBX1B UDBX2B	U-shaped drawer box #1 location left U-shaped drawer box #1 and #2 location left U-shaped drawer box #1 location right U-shaped drawer box #1 and #2 location right U-shaped drawer box #1 location left & right U-shaped drawer box #1 and #2 location left & right
3DB models, specify top drawer only, top & 2nd only, all	3DB24 - 3DB42 VDB243221 - VDB363221 VDB243421 - VDB363421	UDBX1 UDBX2 UDBX3	U-shaped drawer box #1 location U-shaped drawer box #1 and #2 location U-shaped drawer box #1, #2 and #3 location
4DB models, specify top drawer only, top & 2nd only, top, 2nd & third only, all	4DB24 - 4DB42 4VDB123221 - 4VDB363221 4VDB123421 - 4VDB363421	UDBX1 UDBX2 UDBX3 UDBX4	U-shaped drawer box #1 location U-shaped drawer box #1 and #2 location U-shaped drawer box #1, #2 and #3 location U-shaped drawer box #1, #2, #3 and #4 location
2DB 28.5″ high, specify top only or both	2DB2428 - 2DB3628	UDBX1 UDBX2	U-shaped drawer box #1 location U-shaped drawer box #1 and #2 location
Base Pots & Pans	BPPP24 L or R, BPPP24, BPPP30	UDBX	U-shaped drawer box
Base Pots & Pans Storage	B24PS, B30PS, B36PS	UDBX	U-shaped drawer box
Base Lid Organizer	B30RTLO - B36RTLO	UDBX	U-shaped drawer box
Base w/Food Storage Container Organizer	B24FSCO L or R	UDBX	U-shaped drawer box
2 Drawer Drop-in Range Base, specify top only, both	2DB30DR, 2DB36DR	UDBX1 UDBX2	U-shaped drawer box #1 location U-shaped drawer box #1 and #2 location

Drawer and Roll Tray Modifications (cont'd)

Wall	Base	Tall	Filler	Panel	
N/A	85	85	N/A	N/A	per roll tray

U-SHAPED DRAWER ON SELECT BASE CABINETS

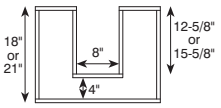

U-shaped Roll Tray

Specify URT

- Available on cabinet depths of 21″ to 24″ in 1/4″ increments (18″ or 21″ box depth).
- Minimum opening width is 21″. Minimum opening width on inset cabinet is 24″.
- Maximum opening width is 33″.
- Dimensions of U-shape stays constant for all roll tray sizes.
- Available in conjunction with Deep Roll Tray option.
- Modification will upgrade all roll trays in cabinet.

Model Description	Model Names	Modification Code	Modification Meaning
Base models w/roll trays	B24RT L or R - B36RT	URT	Both roll trays U-shape
Base models w/roll trays and with two side by side top drawers	B48RT	URTL URTR URTB	Both roll trays on left U-shape Both roll trays on right U-shape Both roll trays on left & right U-shape
Base models w/roll tray and with two drawers	B2D24RT L or R - B2D36RT	URT	Roll tray U-shape
Base models w/roll tray and with four split drawers	B4D48RT	URTL URTR URTB	Roll tray on left U-shape Roll tray on right U-shape Roll tray on left & right U-shape

	Wall	Base	Tall	Filler	Panel	
24″ to 36″	N/A	355	355	N/A	N/A	per roll tray

- Available on roll trays added as an accessory to the following cabinets. Specify the number of U-shaped roll tray between 1 to 5.

Model Description	Model Names	Modification Code	Modification Meaning
Base Cabinet w/Full Height Doors	B24FH L or R - B36FH, B24FH	URT_	# of U-shaped roll trays added
Sink and Range Base Cabinet	SB24 L or R - SB36, SB24	URT_	# of U-shaped roll trays added
Sink and Range Base Cabinet w/Tilt-out Tray	SB24ST L or R - SB36ST, SB24ST	URT_	# of U-shaped roll trays added
Country Sink Base Cabinet	CNTYSB30 - CNTYSB36	URT_	# of U-shaped roll trays added
Vanity Base Cabinet	VB243221 L or R - VB363221, VB243221 VB243421 L or R - VB363421, VB243421	URT_	# of U-shaped roll trays added
Vanity Base Cabinet w/Full Height Door	V243221S L or R - V363221S, V243221S V243421S L or R - V363421S, V243421S	URT_	# of U-shaped roll trays added
Vanity Sink Base Cabinet	VSB243221 L or R - VSB363221, VSB243221 VSB243421 L or R - VSB363421, VSB243421	URT_	# of U-shaped roll trays added

Wood Top Modifications

Wall	Base	Tall	Filler	Panel	
30	30	N/A	N/A	N/A	per side

Clipped Corner Wood Tops

Specify WTCLIP3L (Wood Top Clipped Corner Left) , WTCLIP3R (Wood Top Clipped Corner Right), WTCLIP3B (Wood Top Clipped Corner Left & Right), WTCLIP3LFRT.LBK (Wood Top Clipped Corner Left Front & Left Back), WTCLIP3RFRT.RBK (Wood Top Clipped Corner Right Front & Right Back), WTCLIP6L (Wood Top Clipped Corner 6″ Left), WTCLIP6R (Wood Top Clipped Corner 6″ Right), WTCLIP6B (Wood Top Clipped Corner 6″ Left & Right), WTCLIP6LFRT.LBK (Wood Top Clipped Corner 6″ Left Front & Left Back), or WTCLIP6RFRT.RBK (Wood Top Clipped Corner 6″ Right Front & Right Back)

Wood tops may be ordered with up to two corners "clipped" at a 45° angle. The clipped corner on wood tops will match the clipped corners offered as a cabinet frame modification available in a 3″ x 3″ clip and 6″ x 6″ clip. When ordering a Clipped Corner Wood Top, all information as listed under wood top section must be specified, as well as the location of the clipped corners (see ordering information). The wood top is limited to a maximum depth of 48″ and maximum length of 96″, including the length of the clipped corners.

- All available clipped options shown in drawings.

Ordering Information

To clip ONE corner, please specify:

Clip Left WTCLIP3L or WTCLIP6L

OR

Clip Right WTCLIP3R or WTCLIP6R

To clip TWO corners, please specify:



Clip Left and Right WTCLIP3B or WTCLIP6B

OR

Clip Left Sides WTCLIP3LFRT.LBK or WTCLIP6LFRT.LBK

OR

Clip Right Sides WTCLIP3RFRT.RBK or WTCLIP6RFRT.RBK

Wood Top Modifications (cont'd)

Wall	Base	Tall	Filler	Panel	
N/A	0	N/A	N/A	N/A	per part

MLDG.FRT (Moulding Front)

MLDG.FRT.BK (Moulding Front & Back)

MLDG.FRT.L (Moulding Front & Left)

MLDG.FRT.L.BK (Moulding Front, Left & Back)

MLDG.FRT.L.R (Moulding Front, Left & Right)

MLDG.FRT.R (Moulding Front & Right)

MLDG.FRT.R.BK (Moulding Front, Right & Back)

MLDG.L.R (Moulding Left & Right)

MLDG.ALL (Moulding All)

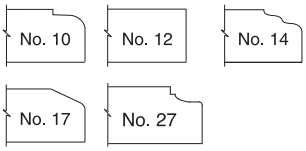

Moulding Location

Specify MLDG.FRT (Moulding Front), MLDG.FRT.BK (Moulding Front & Back), MLDG.FRT.L (Moulding Front & Left), MLDG.FRT.L.BK (Moulding Front, Left & Back), MLDG.FRT.L.R (Moulding Front, Left & Right), MLDG.FRT.R (Moulding Front & Right), MLDG.FRT.R.BK (Moulding Front, Right & Back), MLDG.L.R (Moulding Left & Right), MLDG.ALL (Moulding All), or NOMLDG (No Moulding)

With this option, moulding is added to specified location.

- Edge profile will match door profile selected (#10, #12, #14, #17, #27).
- Glazes and/or Techniques available: F, HW, XHW.

Glazes and Techniques

F = Flooded (see page E•4.)
P = Penned (see page E•4.)
TW = Timeworn (see page E•4.)
XTW = Extra Timeworn (see page E•4.)
HW = Hewn (see page E•4.)
XHW = Extra Hewn (see page E•4.)

General Cabinet Modifications

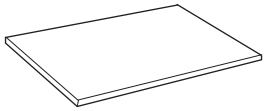

Add Shelf

	Wall	Base	Tall	Filler	Panel	
ADD_SHLF	80	140	N/A	N/A	N/A	per shelf

Specify ADD1SHLF (Add Shelf) or ADD2SHLF (Add Two Shelves)

To add a standard shelf in cabinets.

- Wall cabinets must have minimum 21″ high opening.

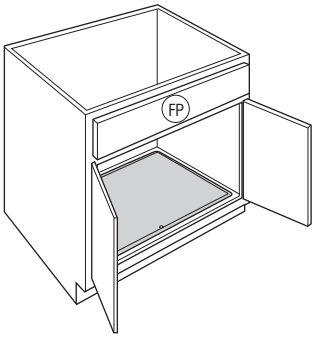

Base cabinets (CMAT1)

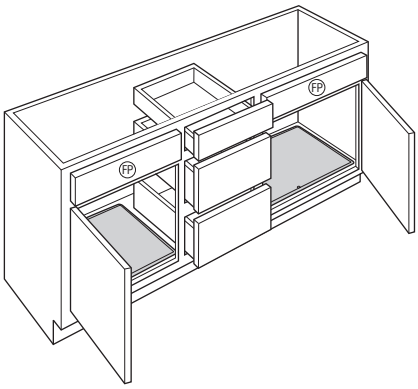

Vanity cabinets with double bowl (CMAT2)

CabMat™

CMAT1	N/A	300	N/A	N/A	N/A	per cabinet
CMAT2	N/A	605	N/A	N/A	N/A	per cabinet

Specify CMAT1 (Base Cabinets) or CMAT2 (Vanity Cabinets with Double Bowl)

This option installs removable CabMat™.

- Size is determined by face frame opening width and cabinet depth.
- CMAT1 is available on most 30″, 33″ and 36″ sink base and vanity cabinets.
- CMAT2 is only available on vanity cabinets designed for double bowl applications.
- Not available with Reduced Depth modification.
- When ordered with Increased Depth modification, CabMat™ size does not change.
- Vanity cabinets with face frame openings of 24″ and 30″ will utilize CabMat™ sized for 21″ and 27″ openings.
- CabMat™ not available on inset vanity cabinets.
- See page S•13 for CabMat™ product descriptions.

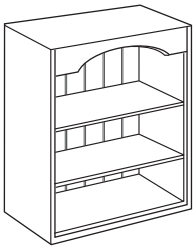

Car Siding Back

280	280	410	N/A	N/A	per cabinet

Specify CSDGBK (Car Siding Back)

Cabinets that are available as Matching Interior cabinets are available with an installed 3/16″ Car Siding Back in the same color as the exterior.

- If the Matching Interior option is not standard on the cabinet, the Matching Interior option must be added to your order.
- If Car Siding interior sides are desired, Car Siding panel must be ordered separately and field installed.
- See individual cabinets for availability.

General Cabinet Modifications (cont'd)

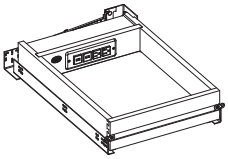

Charging Drawer

	Wall	Base	Tall	Filler	Panel	
	N/A	1250	N/A	N/A	N/A	per cabinet
CHGDRWB	N/A	2500	N/A	N/A	N/A	per cabinet

Specify CHGDRW (Charging Drawer), CHGDRWL (Charging Drawer Left), CHGDRWR (Charging Drawer Right), CHGDRWB (Charging Drawer Both)

Select base cabinets can be ordered with the standard top drawer (5″ high frame opening) replaced with the CHGDRW.

- Designed for 18″ base cabinet drawers.
- Full extension, concealed Smart Stop slides.
- 110 lb. rated.
- 120V outlet must be installed in rear of cabinet within 10″ of bottom of drawer, in rear of cabinet.
- CUL US listed power strip with two 120V plugs and two 2.1 amp USB ports.
- Max Current: AC 15 amps @ 120VAC; USB 2.1 amp and 5 VDC each.
- Tamper resistant outlets.
- Power cord with NEMA 5-15 plug.
- Integrated cord guide mounts to cabinet side to ensure safe operation.
- Black, shock absorbing mat included.
- Special sizes not available.
- Only available in 24″ deep.
- Available in top drawer(s) only.
- Not available on Inset or Beaded Inset Styles.



Wall/Base



Base with Flush Toekick Option

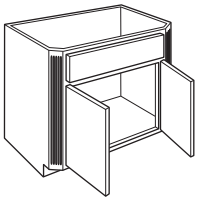

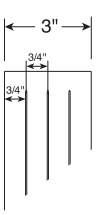

3″ detail

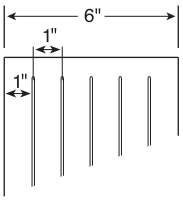

6″ detail

Fluting

3″	50	50	50	N/A	N/A	per part
6″	50	50	50	N/A	N/A	per part

Specify FLUT3L (3″ Flute Left), FLUT3R (3″ Flute Right), FLUT3B (3″ Flute Both), FLUT3L.P (3″ Flute Left - Peninsula), FLUT3R.P (3″ Flute Right - Peninsula), FLUT3B.P (3″ Flute Both - Peninsula), FLUT6L (6″ Flute Left), FLUT6R (6″ Flute Right), FLUT6B (6″ Flute Both), FLUT6L.P (6″ Flute Left - Peninsula), FLUT6R.P (6″ Flute Right - Peninsula), or FLUT6B.P (6″ Flute Both - Peninsula)

With this option, fluting detail is added. Clipped Corners, 3″ Extended Stiles, and Wide Stiles may have the Fluting option added.

- Any option that extends the stiles (Bottom Valance Rail, Flush Toekick, Open Bottom Rail Base, Top Valance Rail, and Wide Top Rail) do not extend the Flute dimensions.
- Special spacing between flutes not available.
- See individual cabinets for availability.

General Cabinet Modifications (cont'd)



Wall/Base



Base with Flush Toekick Option

Fluting on Fillers

	Wall	Base	Tall	Filler	Panel	
3″	N/A	N/A	N/A	50	50	per part
6″	N/A	N/A	N/A	95	95	per part

Specify FLUT3 (3″ Fluting on Filler), FLUT6 (6″ Fluting on Filler), or FLUT3CTR (6″ Filler Fluted 3″ on Center)

With this option, fluting detail is added to 3″ and 6″ fillers.

- Base and Tall End panels with 3″ or 6″ frame rail return are available with Fluting. Specify Left or Right.
- Special spacing between flutes not available.
- The options Wide Top Rail and Flush Toekick do not extend the flute dimensions.
- See individual fillers and panels for availability.

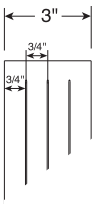

3″ detail

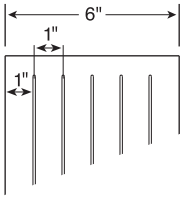

6″ detail

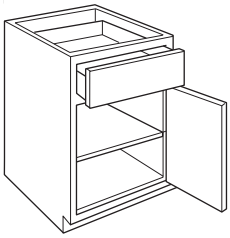

Full Depth Shelf

N/A	50	N/A	N/A	N/A	per cabinet

Specify FD (Full Depth Shelf)

To replace the standard half depth shelf in base cabinets with an adjustable full depth shelf.

- Standard on Base Full, Peninsula Base, Peninsula Base Full, and Vanity Base Full units.



Increased or Reduced Depths

Increased	0	0	0	N/A	0	per cabinet
Reduced	0	0	0	N/A	0	per cabinet

Specify ID_ Increase Depth) or RD_ (Reduce Depth) and fill in the total required depth of the unit

Increased or Reduced Depths available in 1/4″ increments. Limitations are identified throughout the catalog.

- Minimum depth 6″, maximum depth 30″ on units without drawers or roll trays.
- Minimum depth 12″, maximum depth 24″ on most units with drawers or roll trays.
- Reducing depth to less than 21″ on cabinets with a standard 15″ deep shelf, will convert to full depth shelf.

General Cabinet Modifications (cont'd)

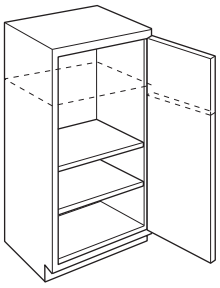

	Wall	Base	Tall	Filler	Panel	
Increased	0	0	N/A	0	0	per cabinet
Reduced	0	0	N/A	0	0	per cabinet

Increased or Reduced Heights

Specify IH_ (Increased Height) or RH_ (Reduce Height)

Select cabinets can be ordered with Increased or Reduced Height. Limitations are identified throughout the catalog.

- To achieve desired heights, select the existing cabinet and specify RH or IH along with the new height. For example, to achieve a wall cabinet 18″ wide and 18″ high, specify W1824 L or R RH18.
- Increased or Reduced Height will increase or decrease the door opening height to achieve the overall desired cabinet height.
- For Wall Cabinets:
  - Increased Heights available in 1/4″ increments on select wall cabinets, see the chart below for availability.
  - Reduced Heights available in 1/4″ increments on select wall cabinets, see the chart below for availability.
  - For additional information on wall height modifications, please call Customer Service.
- For Base Cabinets:
  - Increased Heights available in 1/4″ increments on select base cabinets, see the chart below for availability.
  - Reduced Heights available in 1/4″ increments on select base cabinets, see the chart below for availability.
  - For additional information on base height modifications, please call Customer Service.
- For Tall and Oven Cabinets:
  - Increased Heights available in 1/4″ increments on select tall and oven cabinets, see the chart below for availability.
  - For additional information on tall and oven cabinet height modifications, please call Customer Service.
- When Increased Height is applied, the B** door opening will be modified, the 3DB** will have height adjustments equally applied to the bottom two drawer openings, the 4DB** will have height adjustments to the bottom drawer, and the 2DB** will have height adjustments added equally to both the drawer openings.

NOTE: Changes to cabinets not listed below will be subject to an upcharge.

Increased or Reduced Heights

Model	Increased Height Range	Reduced Height Range
2DB18, 2DB21, 2DB24, 2DB27, 2DB30, 2DB33, 2DB36, 2DB39, 2DB42, 2DB45, 2DB48	46 1/2″	30″
2DB18RT, 2DB21RT, 2DB24RT, 2DB27RT, 2DB30RT, 2DB33RT, 2DB36RT	46 1/2″	
2DB30DR, 2DB36DR	46 1/2″	30″
2DB30RDR, 2DB36RDR	46 1/2″	30″
2DB36RTPDO	46 1/2″	
3DB12, 3DB15, 3DB18, 3DB21, 3DB24	46 1/2″	30″
3DB12BB, 3DB15BB, 3DB18BB, 3DB21BB, 3DB24BB	46 1/2″	30″
3DB15WTCD, 3DB18WTCD, 3DB21WTCD, 3DB24WTCD, 3DB30WTCD, 3DB36WTCD	46 1/2″	30″
3DB18KCUP	46 1/2″	30″
3DB27, 3DB30, 3DB33, 3DB36, 3DB39, 3DB42	46 1/2″	30″
4DB12, 4DB15, 4DB18, 4DB21, 4DB24, 4DB27, 4DB30, 4DB33, 4DB36, 4DB39, 4DB42	46 1/2″	32″
4DB12BB, 4DB15BB, 4DB18BB, 4DB21BB, 4DB24BB	46 1/2″	30″
4DB15WTCD, 4DB18WTCD, 4DB21WTCD, 4DB24WTCD, 4DB30WTCD, 4DB36WTCD	46 1/2″	30″
4DB18KCUP	46 1/2″	30″
6DB30, 6DB33, 6DB36, 6DB42	46 1/2″	30″
ACS36 L or R, ACS39 L or R, ACS42	46 1/2″	30″
ACS36ST L or R, ACS39ST L or R, ACS42ST	46 1/2″	30″
ACSF36 L or R, ACSF39 L or R, ACSF42	46 1/2″	30″
AEW2430-45LL, AEWFFD2430-45LL, AEW3630-45LL, AEWFFD3630-45LL	30 1/4″ to 32 3/4″	
AEW2430LL, AEWFFD2430LL, AEW3630 L or R, AEWFFD3630 L or R	30 1/4″ to 32 3/4″	
AEW2433-45LL, AEWFFD2433-45LL, AEW3633-45LL, AEWFFD3633-45LL	33 1/4″ to 35 3/4″	
AEW2433LL, AEWFFD2433LL, AEW3633 L or R, AEWFFD3633 L or R	33 1/4″ to 35 3/4″	
AEW2436-45LL, AEWFFD2436-45LL, AEW3636-45LL, AEWFFD3636-45LL	36 1/4″ to 38 3/4″	
AEW2436LL, AEWFFD2436LL, AEW3636 L or R, AEWFFD3636 L or R	36 1/4″ to 38 3/4″	
AEW2439-45LL, AEWFFD2439-45LL, AEW3639-45LL, AEWFFD3639-45LL	39 1/4″ to 41 3/4″	
AEW2439LL, AEWFFD2439LL, AEW3639 L or R, AEWFFD3639 L or R	39 1/4″ to 41 3/4″	
AEW2442-45LL, AEWFFD2442-45LL, AEW3642-45LL, AEWFFD3642-45LL	42 1/4″ to 48″	
AEW2442LL, AEWFFD2442LL, AEW3642 L or R, AEWFFD3642 L or R	42 1/4″ to 48″	
B2D9 L or R, B2D12 L or R, B2D15 L or R, B2D18 L or R, B2D21 L or R, B2D24 L or R, B2D24, B2D27, B2D30, B2D33, B2D36	46 1/2″	30″
B2D12RT L or R, B2D15RT L or R, B2D18RT L or R, B2D21RT L or R, B2D24RT L or R, B2D24RT, B2D27RT, B2D30RT, B2D33RT, B2D36RT	46 1/2″	30″
B4D24, B4D27, B4D30, B4D33, B4D36, B4D39, B4D42, B4D45, B4D48	46 1/2″	30″
B4D24RT, B4D27RT, B4D30RT, B4D33RT, B4D36RT	46 1/2″	30″
B4D39RT, B4D42RT, B4D45RT, B4D48RT	46 1/2″	30″
B6FH L or R, B9FH L or R, B12FH L or R, B15FH L or R, B18FH L or R, B21FH L or R, B24FH L or R, B24FH, BF27, B30FH, B33FH, B36FH, B39FH, B42FH, B45FH, B48FH	46 1/2″	30″
B9 L or R, B12 L or R, B15 L or R, B18 L or R, B21 L or R, B24 L or R, B24, B27, B30, B33, B36, B39, B42, B45, B48	46 1/2″	30″
B9FHP L or R, B12FHP L or R, B15FHP L or R, B18FHP L or R, B21FHP L or R, B24FHP L or R, B24FHP, B27FHP, B30FHP, B33FHP, B36FHP, B39FHP, B42FHP, B45FHP, B48FHP	46 1/2″	30″
B9P L or R, B12P L or R, B15P L or R, B18P L or R, B21P L or R, B24P L or R, B24P, B27P, B30P, B33P, B36P, B39P, B42P, B45P, B48P	46 1/2″	30″
B12BB L or R, B15BB L or R, B18BB L or R, B21BB L or R, B24BB L or R, B24BB, B30BB L or R, B36BB L or R, B42BB L or R, B48BB L or R	46 1/2″	30″
B12RT L or R, B15RT L or R, B18RT L or R, B21RT L or R, B24RT L or R, B24RT, B27RT, B30RT, B33RT, B36RT, B39RT, B42RT, B45RT, B48RT	46 1/2″	30″
B12TDRO L or R, B15TDRO L or R	46 1/2″	30″
B15PSB L or R, B18PSB L or R	46 1/2″	

General Cabinet Modifications (cont'd)

Increased or Reduced Heights		
Model	**Increased Height Range**	**Reduced Height Range**
B15RTWTCD L or R, B18RTWTCD L or R, B21RTWTCD L or R, B24RTWTCD L or R, B24RTWTCD, B30RTWTCD, B36RTWTCD	46 1/2″	30″
B15WTCD L or R, B18WTCD L or R, B21WTCD L or R, B24WTCD L or R, B24WTCD, B30WTCD, B36WTCD	46 1/2″	30″
B18FSCO L or R, B24FSCO L or R	46 1/2″	
B18KCUP L or R	46 1/2″	30″
B18KCUPRT L or R	46 1/2″	30″
B18SD L or R, B24SD L or R	46 1/2″	30″
B24PS, B30PS, B36PS	46 1/2″	
B30DR, B36DR	46 1/2″	30″
B30RRTDR, B36RRTDR	46 1/2″	30″
B30RTDR, B36RTDR	46 1/2″	30″
B30RTLO, B33RTLO, B36RTLO	46 1/2″	30″
B72SDI	34 3/4″ to 46 1/2″	32″ to 34 1/4″
B72SDIDSK	34 3/4″ to 46 1/2″	32″ to 34 1/4″
BAC24	46 1/2″	30″
BAC24FH	46 1/2″	30″
BBS18 L or R	46 1/2″	30″
BC36 L or R, BC39 L or R, BC42 L or R, BC45 L or R, BC48 L or R	34 3/4″ to 46 1/2″	30″ to 34 1/4″
BC45PO L or R, BC48PO L or R	34 3/4″ to 46 1/2″	
BCC30BB L or R, BCC36BB L or R, BCC42BB L or R, BCC48BB	46 1/2″	30″
BCD30 L or R, BCD36 L or R, BCD42 L or R, BCD48 L or R	46 1/2″	30″
BCFW2D48CRVPO L or R	46 1/2″	
BCFW36 L or R, BCFW39 L or R, BCFW42 L or R, BCFW45 L or R, BCFW48 L or R	46 1/2″	30″
BCFW36FH L or R, BCFW39FH L or R, BCFW42FH L or R, BCFW45FH L or R, BCFW48FH L or R	34 3/4″ to 46 1/2"	24″ to 34 1/4"
BCFW39P L or R, BCFW42P L or R, BCFW48P L or R	46 1/2″	30″
BCFW45CPO L or R, BCFW48CPO L or R	46 1/2″	
BCFW45PO L or R, BCFW48PO L or R	46 1/2″	
BCFW48SP L or R	34 3/4″ to 46 1/2″	
BCFWFH45CPO L or R, BCFWFH48CPO L or R	46 1/2″	
BCFWFH48CRVPO L or R	46 1/2″	
BCP27	46 1/2″	30″
BEC24	46 1/2″	30″
BEC24FP	46 1/2″	30″
BER3336 L or R	46 1/2″	30″
BER36RS L or R	46 1/2″	30″
BFH6COA, BFH9COA, BFH12COA	46 1/2″	30″
BFH21CIA, BFH24CIA, BFH27CIA	46 1/2″	30″
BPPP24 L or R, BPPP24, BPPP30	46 1/2″	
BRDB36 L or R	46 1/2″	30″
BTC12LL	46 1/2″	30″
BWB15, BWB18, BWB21, BWB24	46 1/2″	
BWB152	34 3/4″ to 46 1/2″	
BWB15BB, BWB18BB, BWB21BB, BWB24BB	46 1/2″	
BWB15FH, BWB18FH, BWB21FH, BWB24FH	46 1/2″	
BWB15FH2, BWB18FH2	34 3/4″ to 46 1/2″	
BWB15FHRT2, BWB18FHRT2	34 3/4″ to 46 1/2″	
BWB15WTCD, BWB18WTCD, BWB21WTCD, BWB24WTCD	46 1/2″	
BWB18KCUP	46 1/2″	
CNTYSB30, CNTYSB33, CNTYSB36, CNTYSB39, CNTYSB42, CNTYSB25, CNTYSB48	46 1/2″	30″
CS36 L or R	46 1/2″	30″
DAB33FS L or R, DAB36FS L or R	46 1/2″	30″
DAB33SLS L or R, DAB36SLS L or R	46 1/2″	30″
DAB36 L or R	46 1/2″	30″
DFD153021, DFD183021, DFD213021, DFD243021	34 1/4″	30″
DFD153421, DFD183421, DFD213421, DFD243421	46 1/2″	
DW182424 L or R, DW182727 L or R	18 1/4″ to 23 3/4″	12″ to 17 3/4″
DW242424 L or R, DW242727 L or R	24 1/4″ to 29 3/4″	
DW302424 L or R, DW302727 L or R	30 1/4″ to 32 3/4″	
DW332424 L or R, DW332727 L or R	33 1/4″ to 35 3/4″	
DW362424 L or R, DW362727 L or R	36 1/4″ to 38 3/4″	
DW392424 L or R, DW392727 L or R	39 1/4″ to 41 3/4″	
DW422424 L or R, DW422727 L or R	42 1/4″ to 44 3/4″	
DW452424 L or R, DW452727 L or R	45 1/4″ to 47 3/4″	
DW302424AG L or R, DW302727AG L or R	48 1/4″ to 50 3/4″	

General Cabinet Modifications (cont'd)

Increased or Reduced Heights		
Model	**Increased Height Range**	**Reduced Height Range**
DW332424AG L or R, DW332727AG L or R	51 1/4″ to 53 3/4″	
DW362424AG L or R, DW362727AG L or R	54 1/4″ to 56 3/4″	
DW392424AG L or R, DW392727AG L or R	57 1/4″ to 59 3/4″	
DW422424AG L or R, DW422727AG L or R	60 1/4″ to 66″	
DW302424D L or R, DW302727D L or R	48 1/4″ to 53 3/4″	
DW362424D L or R, DW362727D L or R	54 1/4″ to 59 3/4″	
DW422424D L or R, DW422727D L or R	60 1/4″ to 66″	
DW482424FH L or R, DW482727FH L or R	48 1/4″ to 54″	
DW302424PLL	30 1/4″ to 32 3/4″	24″ to 29 3/4″
DW332424PLL	33 1/4″ to 35 3/4″	
DW362424PLL	36 1/4″ to 38 3/4″	
DW392424PLL	39 1/4″ to 41 3/4″	
DW422424PLL	42 1/4″ to 44 3/4″	
DW452424PLL	45 1/4″ to 47 3/4″	
DW482424PLL	48 1/4″ to 54″	
ER302121 L or R, ER302124 L or R, ER302421 L or R	30 1/4″ to 32 3/4″	18″ to 29 3/4″
ER33 L or R	30 1/4″ to 32 3/4″	
ER332121 L or R, ER332124 L or R, ER332421 L or R	33 1/4″ to 35 3/4″	
ER362121 L or R, ER362124 L or R, ER362421 L or R	36 1/4″ to 38 3/4″	
ER392121 L or R, ER392124 L or R, ER392421 L or R	39 1/4″ to 41 3/4″	
ER422121 L or R, ER422124 L or R, ER422421 L or R	42 1/4″ to 48″	
FD1506.7524, FD1806.7524, FD2106.7524, FD2406.7524, FD2706.7524, FD3006.7524, FD3306.7524, FD3606.7524, FD3906.7524, FD4206.7524, FD4506.7524, FD4806.7524	7″ to 11 3/4″	
FD151224, FD181224, FD211224, FD241224, FD271224, FD301224, FD331224, FD361224, FD391224, FD421224, FD451224, FD481224	12 1/4″ to 18″	
FDWB151824, FDWB181824, FDWB211824, FDWB241824, FDWB271824, FDWB301824, FDWB331824, FDWB361824, FDWB391824, FDWB421824, FDWB451824, FDWB481824	18 1/4″ to 22 1/2″	12″ to 17 3/4″
HB30, HB36, HB42, HB48	46 1/2″	30″
LSP36 L or R	46 1/2″	30″
MW2718, MW3018	18 1/4″ to 20 3/4″	
OCD278424, OCD308424, OCD338424, OCD368424, OCD398424	84″ to 86 3/4″	
OCD278724, OCD308724, OCD338724, OCD368724, OCD398724	87″ to 89 3/4″	
OCD279024, OCD309024, OCD339024, OCD369024, OCD399024	90″ to 92 3/4″	
OCD279324, OCD309324, OCD339324, OCD369324, OCD399324	93″ to 95 3/4″	
OCD2710224AC, OCD3010224AC, OCD3310224AC, OCD3610224AC, OCD3910224AC	102 1/4″ to 107 3/4″	96 1/4″ to 101 3/4″
OCD278424DD, OCD308424DD, OCD338424DD, OCD368424DD, OCD398424DD	84 1/4″ to 86 3/4″	
OCD278724DD, OCD308724DD, OCD338724DD, OCD368724DD, OCD398724DD	87 1/4″ to 89 3/4″	
OCD279024DD, OCD309024DD, OCD339024DD, OCD369024DD, OCD399024DD	90 1/4″ to 92 3/4″	
OCD279324DDAH, OCD309324DDAH, OCD339324DDAH, OCD369324DDAH, OCD399324DDAH	93 1/4″ to 95 3/4″	
OCM278424, OCM308424, OCM338424, OCM368424, OCM398424	84″ to 86 3/4″	
OCM278724, OCM308724, OCM338724, OCM368724, OCM398724	87″ to 89 3/4″	
OCM279024, OCM309024, OCM339024, OCM369024, OCM399024	90″ to 92 3/4″	
OCM279324, OCM309324, OCM339324, OCM369324, OCM399324	93″ to 95 3/4″	
OCM2710224AC, OCM3010224AC, OCM3310224AC, OCM3610224AC, OCM3910224AC	102 1/4″ to 107 3/4″	96 1/4″ to 101 3/4″
OCS278424, OCS308424, OCS338424, OCS368424, OCS398424	84″ to 86 3/4″	
OCS278724, OCS308724, OCS338724, OCS368724, OCS398724	87″ to 89 3/4″	
OCS279024, OCS309024, OCS339024, OCS369024, OCS399024	90″ to 92 3/4″	
OCS279324, OCS309324, OCS339324, OCS369324, OCS399324	93″ to 95 3/4″	
OCS2710224AC, OCS3010224AC, OCS3310224AC, OCS3610224AC, OCS3910224AC	102 1/4″ to 107 3/4″	96 1/4″ to 101 3/4″
OCS278424DD, OCS308424DD, OCS338424DD, OCS368424DD, OCS398424DD	84 1/4″ to 86 3/4″	
OCS278724DD, OCS308724DD, OCS338724DD, OCS368724DD, OCS398724DD	87 1/4″ to 89 3/4″	
OCS279024DDAH, OCS309024DDAH, OCS339024DDAH, OCS369024DDAH, OCS399024DDAH	90 1/4″ to 92 3/4″	
OCS279324DDAH, OCS309324DDAH, OCS339324DDAH, OCS369324DDAH, OCS399324DDAH	93 1/4″ to 95 3/4″	
OCSD278424, OCSD308424, OCSD338424, OCSD368424, OCSD398424	84″ to 86 3/4″	
OCSD278724, OCSD308724, OCSD338724, OCSD368724, OCSD398724	87″ to 89 3/4″	
OCSD279024, OCSD309024, OCSD339024, OCSD369024, OCSD399024	90″ to 92 3/4″	
OCSD279324, OCSD309324, OCSD339324, OCSD369324, OCSD399324	93″ to 95 3/4″	
OCSD2710224AC, OCSD3010224AC, OCSD3310224AC, OCSD3610224AC, OCSD3910224AC	102 1/4″ to 107 3/4″	96 1/4″ to 101 3/4″
OMC278424, OMC308424, OMC338424, OMC368424, OMC398424	84″ to 86 3/4″	
OMC278724, OMC308724, OMC338724, OMC368724, OMC398724	87″ to 89 3/4″	

General Cabinet Modifications (cont'd)

Increased or Reduced Heights		
Model	**Increased Height Range**	**Reduced Height Range**
OMC279024, OMC309024, OMC339024, OMC369024, OMC399024	90″ to 92 3/4″	
OMC279324, OMC309324, OMC339324, OMC369324, OMC399324	93″ to 95 3/4″	
OMC2710224AC, OMC3010224AC, OMC3310224AC, OMC3610224AC, OMC3910224AC	102 1/4″ to 107 3/4″	96 1/4″ to 101 3/4″
OMC278424DD, OMC308424DD, OMC338424DD, OMC368424DD, OMC398424DD	84 1/4″ to 86 3/4″	
OMC278724DD, OMC308724DD, OMC338724DD, OMC368724DD, OMC398724DD	87 1/4″ to 89 3/4″	
OMC279024DD, OMC309024DD, OMC339024DD, OMC369024DD, OMC399024DD	90 1/4″ to 92 3/4″	
OMC279324DDAH, OMC309324DDAH, OMC339324DDAH, OMC369324DDAH, OMC399324DDAH	93 1/4″ to 95 3/4″	
PY368424	84″ to 86 3/4″	
PY368724	87″ to 89 3/4″	
PY369024	90″ to 92 3/4″	
PY369324	93″ to 95 3/4″	
PY3610224	102 1/4″ to 107 3/4″	96 1/4″ to 101 3/4″
SB18 L or R, SB21 L or R, SB24 L or R, SB24, SB27, SB30, SB33, SB36, SB39, SB42, SB45, SB48	46 1/2″	30″
SB18ST L or R, SB21ST L or R, SB24ST L or R	46 1/2″	30″
SB24ST, SB27ST, SB30ST, SB33ST, SB36ST, SB39ST, SB42ST, SB45ST, SB48ST	46 1/2″	30″
SF18 L or R	46 1/2″	30″
SF24, SF30, SF36	46 1/2″	30″
SLS3336 L or R, SLS36 L or R	46 1/2″	30″
SLSCR3336 L or R, SLSCR36 L or R	46 1/2″	30″
SLSCR33RS L or R, SLSCR36RS L or R	46 1/2″	30″
SLSCR36CD L or R	46 1/2″	30″
STW_36 L or R, STW2436	36 1/4″ to 38 3/4″	
STW_39 L or R, STW2439	39 1/4″ to 41 3/4″	
STW_42 L or R, STW2442	42 1/4″ to 44 3/4″	
STW_45 L or R, STW2445	45 1/4″ to 47 3/4″	
STW_48 L or R, STW2448	48 1/4″ to 50 3/4″	
STW_51 L or R, STW2451	51 1/4″ to 53 3/4″	
STW_54 L or R, STW2454	54 1/4″ to 56 3/4″	
STW_57 L or R, STW2457	57 1/4″ to 59 3/4″	
STW_60 L or R, STW2460	60 1/4″ to 66″	
STWAG_36 L or R, STWAG2436, STWDAG_36 L or R, STWDAG2436	36 1/4″ to 38 3/4″	
STWAG_39 L or R, STWAG2439, STWDAG_39 L or R, STWDAG2439	39 1/4″ to 41 3/4″	
STWAG_42 L or R, STWAG2442, STWDAG_42 L or R, STWDAG2442	42 1/4″ to 44 3/4″	
STWAG_45 L or R, STWAG2445, STWDAG_45 L or R, STWDAG2445	45 1/4″ to 47 3/4″	
STWAG_48 L or R, STWAG2448, STWDAG_48 L or R, STWDAG2448	48 1/4″ to 50 3/4″	
STWAG_51 L or R, STWAG2451, STWDAG_51 L or R, STWDAG2451	51 1/4″ to 53 3/4″	
STWAG_54 L or R, STWAG2454, STWDAG_54 L or R, STWDAG2454	54 1/4″ to 56 3/4″	
STWAG_57 L or R, STWAG2457, STWDAG_57 L or R, STWDAG2457	57 1/4″ to 59 3/4″	
STWAG_60 L or R, STWAG2460, STWDAG_60 L or R, STWDAG2460	60 1/4″ to 66″	
STWEC1236D, STWEC1236 L or R, STWTC1236LL	36 1/4″ to 38 3/4″	
STWEC1239D, STWEC1239 L or R, STWTC1239LL	39 1/4″ to 41 3/4″	
STWEC1242D, STWEC1242 L or R, STWTC1242LL	42 1/4″ to 44 3/4″	
STWEC1245D, STWEC1245 L or R, STWTC1245LL	45 1/4″ to 47 3/4″	
STWEC1248D, STWEC1248 L or R, STWTC1248LL	48 1/4″ to 50 3/4″	
STWEC1251D, STWEC1251 L or R, STWTC1251LL	51 1/4″ to 53 3/4″	
STWEC1254D, STWEC1254 L or R, STWTC1254LL	54 1/4″ to 56 3/4″	
STWEC1257D, STWEC1257 L or R, STWTC1257LL	57 1/4″ to 59 3/4″	
STWEC1260D, STWEC1260 L or R, STWTC1260LL	60 1/4″ to 66″	
TD6FH L or R, TD9FH L or R, TD12FH L or R, TD15FH L or R, TD18FH L or R	46 1/2″	30″
TD9 L or R, TD12 L or R	46 1/2″	30″
TPP98424 L or R, TPP128424 L or R, TPP158424 L or R, TPP188424 L or R	84″ to 86 3/4″	
TPP98724 L or R, TPP128724 L or R, TPP158724 L or R, TPP188724 L or R	87″ to 89 3/4″	
TPP99024AH L or R, TPP129024AH L or R, TPP159024AH L or R, TPP189024AH L or R	90″ to 92 3/4″	
TPP99324AH L or R, TPP129324AH L or R, TPP159324AH L or R, TPP189324AH L or R	93″ to 95 3/4″	
TPP910224 L or R, TPP1210224 L or R, TPP1510224 L or R, TPP1810224 L or R	102 1/4″ to 107 3/4″	96 1/4″ to 101 3/4″
U3D128424 L or R, U3D158424 L or R, U3D188424 L or R, U3D218424 L or R, U3D248424 L or R	84″ to 86 3/4″	
U3D128724 L or R, U3D158724 L or R, U3D188724 L or R, U3D218724 L or R, U3D248724 L or R	87″ to 89 3/4″	
U3D129024 L or R, U3D159024 L or R, U3D189024 L or R, U3D219024 L or R, U3D249024 L or R	90″ to 92 3/4″	
U3D129324 L or R, U3D159324 L or R, U3D189324 L or R, U3D219324 L or R, U3D249324 L or R	93″ to 95 3/4″	

General Cabinet Modifications (cont'd)

Increased or Reduced Heights		
Model	**Increased Height Range**	**Reduced Height Range**
U3D248424, U3D278424, U3D308424, U3D338424, U3D368424	84″ to 86 3/4″	
U3D248724, U3D278724, U3D308724, U3D338724, U3D368724	87″ to 89 3/4″	
U3D249024, U3D279024, U3D309024, U3D339024, U3D369024	90″ to 92 3/4″	
U3D249324, U3D279324, U3D309324, U3D339324, U3D369324	93″ to 95 3/4″	
U4D128424 L or R, U4D158424 L or R, U4D188424 L or R, U4D218424 L or R, U4D248424 L or R	84″ to 86 3/4″	
U4D128724 L or R, U4D158724 L or R, U4D188724 L or R, U4D218724 L or R, U4D248724 L or R	87″ to 89 3/4″	
U4D129024 L or R, U4D159024 L or R, U4D189024 L or R, U4D219024 L or R, U4D249024 L or R	90″ to 92 3/4″	
U4D129324 L or R, U4D159324 L or R, U4D189324 L or R, U4D219324 L or R, U4D249324 L or R	93″ to 95 3/4″	
U4D248424, U4D278424, U4D308424, U4D338424, U4D368424	84″ to 86 3/4″	
U4D248724, U4D278724, U4D308724, U4D338724, U4D368724	87″ to 89 3/4″	
U4D249024, U4D279024, U4D309024, U4D339024, U4D369024	90″ to 92 3/4″	
U4D249324, U4D279324, U4D309324, U4D339324, U4D369324	93″ to 95 3/4″	
U128412 L or R, U158412 L or R, U188412 L or R, U218412 L or R, U248412 L or R	84″ to 86 3/4″	
U128712 L or R, U158712 L or R, U188712 L or R, U218712 L or R, U248712 L or R	87″ to 89 3/4″	
U129012 L or R, U159012 L or R, U189012 L or R, U219012 L or R, U249012 L or R	90″ to 92 3/4″	
U129312 L or R, U159312 L or R, U189312 L or R, U219312 L or R, U249312 L or R	93″ to 95 3/4″	
U1210212 L or R, U1510212 L or R, U1810212 L or R, U2110212 L or R, U2410212 L or R	102 1/4″ to 107 3/4″	96 1/4″ to 101 3/4″
U128424 L or R, U158424 L or R, U188424 L or R, U218424 L or R, U248424 L or R	84″ to 86 3/4″	
U128724 L or R, U158724 L or R, U188724 L or R, U218724 L or R, U248724 L or R	87″ to 89 3/4″	
U129024 L or R, U159024 L or R, U189024 L or R, U219024 L or R, U249024 L or R	90″ to 92 3/4″	
U129324 L or R, U159324 L or R, U189324 L or R, U219324 L or R, U249324 L or R	93″ to 95 3/4″	
U1210224 L or R, U1510224 L or R, U1810224 L or R, U2110224 L or R, U2410224 L or R	102 1/4″ to 107 3/4″	96 1/4″ to 101 3/4″
U248412, U278412, U308412, U338412, U368412	84″ to 86 3/4″	
U248712, U278712, U308712, U338712, U368712	87″ to 89 3/4″	
U249012, U279012, U309012, U339012, U369012	90″ to 92 3/4″	
U249312, U279312, U309312, U339312, U369312	93″ to 95 3/4″	
U2410212, U2710212, U3010212, U3310212, U3610212	102 1/4″ to 107 3/4″	96 1/4″ to 101 3/4″
U248424, U278424, U308424, U338424, U368424	84″ to 86 3/4″	
U248724, U278724, U308724, U338724, U368724	87″ to 89 3/4″	
U249024, U279024, U309024, U339024, U369024	90″ to 92 3/4″	
U249324, U279324, U309324, U339324, U369324	93″ to 95 3/4″	
U2410224, U2710224, U3010224, U3310224, U3610224	102 1/4″ to 107 3/4″	96 1/4″ to 101 3/4″
U158424RT L or R, U188424RT L or R, U218424RT L or R, U248424RT L or R	84″ to 86 3/4″	
U158724RT L or R, U188724RT L or R, U218724RT L or R, U248724RT L or R	87″ to 89 3/4″	
U159024RT L or R, U189024RT L or R, U219024RT L or R, U249024RT L or R	90″ to 92 3/4″	
U159324RT L or R, U189324RT L or R, U219324RT L or R, U249324RT L or R	93″ to 95 3/4″	
U1510224RT L or R, U1810224RT L or R, U2110224RT L or R, U2410224RT L or R	102 1/4″ to 107 3/4″	96 1/4″ to 101 3/4″
U248424RT, U278424RT, U308424RT, U338424RT, U368424RT	84″ to 86 3/4″	
U248724RT, U278724RT, U308724RT, U338724RT, U368724RT	87″ to 89 3/4″	
U249024RT, U279024RT, U309024RT, U339024RT, U369024RT	90″ to 92 3/4″	
U249324RT, U279324RT, U309324RT, U339324RT, U369324RT	93″ to 95 3/4″	
U2410224RT, U2710224RT, U3010224RT, U3310224RT, U3610224RT	102 1/4″ to 107 3/4″	96 1/4″ to 101 3/4″
UCD1521, UCD1821, UCD2121, UCD2421, UCD2721, UCD3021, UCD3321, UCD3621	5 1/4″ to 6 1/2″	
UI128424 L or R, UI158424 L or R, UI188424 L or R, UI218424 L or R, UI248424 L or R	84″ to 86 3/4″	
UI128724 L or R, UI158724 L or R, UI188724 L or R, UI218724 L or R, UI248724 L or R	87″ to 89 3/4″	
UI129024 L or R, UI159024 L or R, UI189024 L or R, UI219024 L or R, UI249024 L or R	90″ to 92 3/4″	
UI129324 L or R, UI159324 L or R, UI189324 L or R, UI219324 L or R, UI249324 L or R	93″ to 95 3/4″	
UI1210224 L or R, UI1510224 L or R, UI1810224 L or R, UI2110224 L or R, UI2410224 L or R	102 1/4″ to 107 3/4″	96 1/4″ to 101 3/4″
UOC24846 L or R	84″ to 86 3/4″	
UOC24876 L or R	87″ to 89 3/4″	
UOC24906 L or R	90″ to 92 3/4″	
UOC24936 L or R	93″ to 95 3/4″	
UOC241026 L or R	102 1/4″ to 107 3/4″	96 1/4″ to 101 3/4″
UOC24846	84″ to 86 3/4″	
UOC24876	87″ to 89 3/4″	
UOC24906	90″ to 92 3/4″	
UOC24936	93″ to 95 3/4″	
UOC241026	102 1/4″ to 107 3/4″	96 1/4″ to 101 3/4″
UOC24849 L or R	84″ to 86 3/4″	
UOC24879 L or R	87″ to 89 3/4″	
UOC24909 L or R	90″ to 92 3/4″	
UOC24939 L or R	93″ to 95 3/4″	

General Cabinet Modifications (cont'd)

Increased or Reduced Heights		
Model	Increased Height Range	Reduced Height Range
UOC241029 L or R	102 1/4″ to 107 3/4″	96 1/4″ to 101 3/4″
UOC24849	84″ to 86 3/4″	
UOC24879	87″ to 89 3/4″	
UOC24909	90″ to 92 3/4″	
UOC24939	93″ to 95 3/4″	
UOC241029	102 1/4″ to 107 3/4″	96 1/4″ to 101 3/4″
UOCDZ24849	84″ to 86 3/4″	
UOCDZ24879	87″ to 89 3/4″	
UOCDZ24909	90″ to 92 3/4″	
UOCDZ24939	93″ to 95 3/4″	
UOCDZ241029	102 1/4″ to 107 3/4″	96 1/4″ to 101 3/4″
W_12, W2412	12 1/4″ to 14 3/4″	
W_15, W2415	15 1/4″ to 17 3/4″	
W_18, W2418	18 1/4″ to 20 3/4″	
W_27, W2427	27 1/4″ to 29 3/4″	
W_30, W2430	30 1/4″ to 32 3/4″	
W_33, W2433	33 1/4″ to 35 3/4″	
W_36, W2436	36 1/4″ to 38 3/4″	
W_39, W2439	39 1/4″ to 41 3/4″	
W_42, W2442	42 1/4″ to 44 3/4″	
W_45, W2445	45 1/4″ to 47 3/4″	
W_48, W2448	48 1/4″ to 54″	
W_18P L or R, W2418P	18 1/4″ to 23 3/4″	12″ to 17 3/4″
W_24P L or R, W2424P	24 1/4″ to 29 3/4″	
W_30P L or R, W2430P	30 1/4″ to 35 3/4″	
W_36P L or R, W2436P	36 1/4″ to 42″	
W921 L or R, W2421	21 1/4″ to 23 3/4″	
W924 L or R, W2424	24 1/4″ to 26 3/4″	
W241824 L or R	18 1/4″ to 20 3/4″	
W242124 L or R	21 1/4″ to 23 3/4″	
W242424 L or R	24 1/4″ to 26 3/4″	
W241224, W271224, W301224, W331224, W341224, W361224, W371224, W391224, W421224, W451224	12 1/4″ to 14 3/4″	
W241524, W271524, W301524, W331524, W341524, W361524, W371524, W391524, W421524, W451524, W481524	15 1/4″ to 17 3/4″	
W241824, W271824, W301824, W331824, W341824, W361824, W371824, W391824, W421824, W451824, W481824, W481824CS	18 1/4″ to 20 3/4″	
W242124, W272124, W302124, W332124, W342124, W362124, W372124, W392124, W422124, W452124, W482124, W482124CS	21 1/4″ to 23 3/4″	
W242424, W272424, W302424, W332424,W342424, W362424, W372424, W392424, W422424, W452424, W482424, W482424CS	24 1/4″ to 26 3/4″	
W361824PO L or R, W361824PO, W371824PO L or R, W371824PO, W391824PO L or R, W391824PO	18 1/4″ to 20 3/4″	
W362124PO L or R, W362124PO, W372124PO L or R, W372124PO, W392124PO L or R, W392124PO	21 1/4″ to 23 3/4″	
WB12 L or R, WB15 L or R, WB18 L or R, WB21 L or R, WB24 L or R, WB24, WB27, WB30, WB33, WB36, WB39, WB42, WB45, WB48	46 1/2″	30″
WC_24 L or R	24 1/4″ to 26 3/4″	
WC_27 L or R	27 1/4″ to 29 3/4″	
WC_30 L or R	30 1/4″ to 32 3/4″	12″ to 29 3/4″
WC_33 L or R	33 1/4″ to 35 3/4″	
WC_36 L or R	36 1/4″ to 38 3/4″	
WC_39 L or R	39 1/4″ to 41 3/4″	
WC_42 L or R	42 1/4″ to 48″	
WEC1230D, WEC1230 L or R	30 1/4″ to 32 3/4″	12″ to 29 3/4″
WEC1233D, WEC1233 L or R	33 1/4″ to 35 3/4″	
WEC1236D, WEC1236 L or R	36 1/4″ to 38 3/4″	
WEC1239D, WEC1239 L or R	39 1/4″ to 41 3/4″	
WEC1242D, WEC1242 L or R	42 1/4″ to 48″	
WEC1245D, WEC1245 L or R	45 1/4″ to 47 3/4″	
WEC1248D, WEC1248 L or R	48 1/4″ to 54″	
WOBS2436, WOBS3036, WOBS3636	36 1/4″ to 48″	
WTC1230LL	30 1/4″ to 32 3/4″	12″ to 29 3/4″
WTC1233LL	33 1/4″ to 35 3/4″	
WTC1236LL	36 1/4″ to 38 3/4″	
WTC1239LL	39 1/4″ to 41 3/4″	
WTC1242LL	42 1/4″ to 44 3/4″	
WTC1245LL	45 1/4″ to 47 3/4″	
WTC1248LL	48 1/4″ to 54″	
WTH_30BF	30 1/4″ to 32 3/4″	
WTH_33BF	33 1/4″ to 35 3/4″	
WTH_15VL	15 1/4″ to 17 3/4″	
WTH_18VL	18 1/4″ to 20 3/4″	
WTH2412SL, WTH2712SL, WTH3012SL, WTH3312SL, WTH3612SL		9 1/4″ to 11 3/4″
WTH2415SL, WTH2715SL, WTH3015SL, WTH3315SL, WTH3615SL	15 1/4″ to 17 3/4″	12 1/4″ to 14 3/4″
WTH2418SL, WTH2718SL, WTH3018SL, WTH3318SL, WTH3618SL	18 1/4″ to 20 3/4″	
WTH2421SL, WTH2721SL, WTH3021SL, WTH3321SL, WTH3621SL	21 1/4″ to 23 3/4″	

General Cabinet Modifications (cont'd)

	Wall	Base	Tall	Filler	Panel	
Increased	0	0	0	0	0	per cabinet

Increased Widths in 1/4″ Increments

Specify IW__ __.__ __. (Increased Widths in 1/4″ Increments)

Modification is restricted to starting with the smaller standard cabinet width and then increasing the width.

For example, to achieve a Wall Cabinet 13 1/4″ wide by 12″ high, order a W1212 L or R IW13.25.

Many cabinets are available with the Increased Widths 1/4″ Increments modification. See chart below for included cabinets and width availabilities.

- Not available in conjunction with some modifications including: Split Doors and Split Drawers.
- When IW is used in conjunction with Clipped Corners or Wide Stiles, then not available with 24″ wide Peninsulas, B4D_, B4D_RT, B39RT, B42RT, or B45RT models.
- The following configurations will apply to cabinets with doors and/or drawers:

  9″ - 23 3/4″ – 1 door
  24 1/4″ - 38 3/4″ – 2 door, 1 drawer
  39 1/4″ - 47 3/4″ – 2 door, 2 drawer (will have a mullion between the doors and drawers)

*will not have mullion

NOTE: Changes to cabinets not listed below will be subject to an upcharge.

Increased Width 1/4″ Increments				
Cabinet	Description	Page #	Cabinet Widths	
			Minimum	Maximum
Wall Cabinets				
STW	Stacked Wall	J•28	12″	48″
STWAG	Stacked Wall w/Vertical-lift	J•36	15″	36″
STWDAG	Stacked Wall w/Appliance Garage	J•24	15″	36″
W	Wall	J•3	9″	48″
W_P	Wall Peninsula	J•74	9″	48″
W_ _ _ _24 (24″-36″ wide)	Wall Refrigerator (24″-36″ wide)	J•46	24″	39″
W_ _ _ _24 (42″-45″ wide)	Wall Refrigerator (42″-45″ wide)	J•46	42″	48″
W_ _ _ _24PO	Refrigerator Wall Pull-out Cabinet	J•49	36″	39″
W_ _ _ _24PO L or R	Refrigerator Wall Pull-out Cabinet	J•49	36″	39″
WTH_BF	Wall Top Hinge w/Bifold	J•15	24″	36″
WTH_SL	Wall Top Hinge w/Stay Lift	J•9	24″	36″
WVL	Wall Top Hinge w/Vertical-lift & Stay Lift	J•5	24″	36″
Base Cabinets				
2DB	Two Drawer Base	L•32	24″	38 3/4″
2DB_RT	Two Drawer Base w/Roll Trays	L•33	18″	36″
3DB*	Three Drawer Base	L•27	12″	42″
3DBBDD_ _	Three Drawer Base Buffet w/Deep Drawer	L•31	30 1/4″	35 3/4″
3DBDD_ _	Three Drawer Base w/Deep Drawer	L•29	24 1/4″	35 3/4″
4DB*	Four Drawer Base	L•24	12″	42″
B	Base	L•3	9″	48″
B_FH	Full Height Base	L•12	6″	48″
B_FHP	Full Height Base Peninsula	L•81	9″	48″
B_P	Base Peninsula	L•80	9″	48″
B_RT	Base w/Roll Tray	L•6	12″	48″
B2D	Base w/Two Split Drawers	L•16	9″	36″
B2D_RT	Base w/Two Split Drawers & Roll Tray	L•17	12″	36″
B4D	Base Double Door w/Four Split Drawers	L•18	24″	48″
B4D_RT	Base Double Door w/Four Split Drawers & Roll Tray	L•18	24″	48″
CNTYSB	Country Sink Base Cabinet	L•48	30″	48″
SB	Sink Base	L•38	18″	48″
TD_FH	Full Height Base w/Tray Divider	L•83	6″	18″
WB	Wall Base	L•23	12″	48″
Furniture Drawers				
FDWB	Furniture Drawer Window Bench	L•105	15″	48″
Tall Cabinets				
U	Utility	M•3	12″	36″
U_RT	Utility w/Roll Trays	M•21	15″	36″
U3D	Utility w/Three Drawers	M•16	12″	36″
U4D	Utility w/Four Drawers	M•18	12″	36″
Oven & Microwave Cabinets				
3DB_ _WD	Three Drawer Base, Warming Drawer	N•11	24″	36″
BBMWD_ _	Base Built-in Microwave Cabinet w/Drawer	N•13	24 1/4″	32 3/4″
BO	Base Oven Cabinet	N•15	27″	36″
BO_ _	Base Oven Trimmable Cabinet	N•14	27 1/4″	35 3/4″
BO_LD	Base Oven Cabinet w/Lower Drawer	N•16	27″	36″
BMW_RT	Base Microwave Cabinet w/Roll Tray	N•12	24″	36″
BMWD	Base Microwave Cabinet w/Drawer	N•13	24″	36″
BMWD_DD	Base Microwave Cabinet w/Deep Drawer	N•14	24 1/4″	32 3/4″

General Cabinet Modifications (cont'd)

Increased Width 1/4″ Increments				
Cabinet	Description	Page #	Cabinet Widths	
			Minimum	Maximum
Oven & Microwave Cabinets, (cont'd)				
MW	Wall Microwave Double Door Cabinet	N•4	24″	36″
MW_ _18	Wall Microwave Cabinet, 18" High	N•3	27 1/4″	32 3/4″
MW_ _21	Wall Microwave Cabinet, 21" High	N•3	27 1/4″	32 3/4″
OCD	Double Oven Trimmable Cabinet	N•35	27″	39″
OCD_ _ _ _ _ _DD	Double Oven Trimmable Cabinet w/Deep Drawer	N•51	27 1/4″	35 3/4″
OCD_ _ _ _ _ _DDAH	Double Oven Trimmable Cabinet w/Deep Drawer	N•52	27 1/4″	35 3/4″
OCM	Tall Built-in Microwave Cabinet	N•17	27″	39″
OCS	Single Oven Trimmable Cabinet	N•43	27″	39″
OCS_ _ _ _ _ _DD	Single Oven Trimmable Cabinet w/Deep Drawer	N•45	27 1/4″	35 3/4″
OCS_ _ _ _ _ _DDAH	Single Oven Trimmable Cabinet w/Deep Drawer	N•45	27 1/4″	35 3/4″
OCSD	Single Oven Trimmable Cabinet w/Drawers	N•37	27″	39″
OMC	Microwave & Single Oven Trimmable Cabinet	N•27	27″	39″
OMC_ _ _ _ _ _DD	Microwave & Single Oven Trimmable Cabinet w/Deep Drawer	N•29	27 1/4″	35 3/4″
OMC_ _ _ _ _ _DDAH	Microwave & Single Oven Trimmable Cabinet w/Deep Drawer	N•30	27 1/4″	35 3/4″
WBMW_ _ _ _ _ _	Wall Built-in Microwave Double Door Cabinet	N•9	27 1/4″	32 3/4″
Office & Furniture Cabinets				
DDR_ _ _ _ _ _	Desk Drawer Base	O•24	12 1/4″	35 3/4″
T_BCAV	Tall Bookcase w/Arched Valance	O•29	18″	36″
TD_BCAV	Tall Bookcase w/Doors & Arched Valance	O•32	18″	36″
TDO_BCAV	Tall Bookcase w/Office Height Doors & Arched Valance	O•38	18″	36″
TDV_BCAV	Tall Bookcase w/Vanity Height Doors & Arched Valance	O•35	18″	36″
W_BCAV	Wall Bookcase w/Arched Valance	O•26	15″	39″
Vanity Cabinets				
4VDB	Vanity Four Drawer Base	P•44	12″	36″
BCST_	Bath Storage Tower	P•61	12″	30″
BCSTDRW_	Base Storage Tower Single Drawer	P•62	12″	30″
UV	Vanity Utility	P•47	15″	24″
V_S	Vanity Base w/Shelf	P•9	12″	48″
VB	Vanity Base	P•7	12″	48″
VDB	Vanity Three Drawer Base	P•42	12″	36″
VSB	Vanity Sink Base w/False Panel	P•14	18″	48″
Desk Drawers				
UCD_	Under Counter Drawer 5″ High, 21″ Deep	P•46	15 1/4″	35 3/4″
Panels				
TEP_WD	Refrigerator Panel 12″ or 13″ Deep	Q•16	1 1/2″	6″
TEP_WD	Refrigerator Panel 24″ Deep	Q•17	1 1/2″	6″
_3_BCFP	Box Column Filler 3″ Wide	Q•10	3 1/4″	5 3/4″
_6_BCFP	Box Column Filler 6″ Wide	Q•10	6 1/4″	12″
BEP_	Base End Panel 24″ Deep, 34 1/2″ High	Q•14	1 1/2″	6″
BEPOF3WD	End Panels – Full Overlay Styles Only	Q•15	3″	5 3/4″
WEPOF3_WD	End Panels – Full Overlay Styles Only	Q•15	3″	5 3/4″
TEP_OF3WD	End Panels – Full Overlay Styles Only	Q•15	3″	5 3/4″
WEPF3_WD	Wall End Panel 12″ or 13″ Deep, 30″ High	Q•13	1.5″	6″
Kits & Hardware				
CIW	Cutlery Divider	S•5	12″	36″
CUD	Cooking Utensil Divider	S•4	5″	36″
DRT_SP	Deep Roll Tray Kit	S•9	12″	36″
RT_SP	Roll Tray Kit	S•9	12″	36″
SRT_SP	Scooped Roll Tray Kit	S•10	12″	38 3/4″
Mouldings & Embellishments				
AV_	Arch Valance	R•18	84″	96″
VV_	Straight Valance	R•19	84″	96″
V_B	Style B Valance	R•19	84″	96″
V_D	Style D Valance	R•19	84″	96″
V_E	Style E Valance	R•19	84″	96″
V_H	Style H Valance	R•20	84″	96″
V_J	Style J Valance	R•20	84″	96″
V_K	Style K Valance	R•20	84″	96″
V_L	Style L Valance	R•20	84″	96″

General Cabinet Modifications (cont'd)

	Wall	Base	Tall	Filler	Panel	
Increased	0	0	0	N/A	N/A	per cabinet

Increased Widths in 3″ increments

Specify IW__ (Increased Width)

Some cabinets are available with the Increased Width option. See chart below for cabinets with this option along with available sizes.

- To achieve desired widths, select the existing cabinet from below and specify IW along with the new width. For example, to achieve a B033, order a B033 IW36.
- For Wall Quarter Round End Shelf (WQRES), Increased Widths available in 9″ and 12″. See page J•98 for WQRES cabinets.
- Increased widths available in 3″ increments from 15″ to 45″.

NOTE: Changes to cabinets not listed below will be subject to an upcharge.

Increased Width in 3″ Increments													
Cabinet	Description	Page #	Cabinet Widths										
			15″	18″	21″	24″	27″	30″	33″	36″	39″	42″	45″
Wall Cabinets													
WOBS3636	Wall Organizer & Bookshelf 36″ W	J•92									✓		
Range Hoods													
HP-12	Hearth Pier 12″ W	K•22	✓										
Base Cabinets													
2DB36DR	Two Drawer Base, Drop-in Range 36″ W	L•55									✓		
2DB36RDR	Two Drawer Base w/Reduced Drawers, Drop-in Range 36″ W	L•56									✓		
B36DR	Base, Drop-in Range 36″ W	L•56									✓		
BQRES L or R	Base Quarter Round End Shelf	L•101	✓										
Office & Furniture Cabinets													
CPU152924	CPU Base	O•25		✓									
EB12NTK L or R	Entertainment Base w/No Toekick	O•12	✓	✓									
EB18 L or R	Entertainment Base	O•12			✓	✓							
ESTW1858.5 L or R	Entertainment Stacked Wall	O•13			✓	✓							
EW1236 L or R	Entertainment Wall	O•13	✓	✓									

General Cabinet Modifications (cont'd)

	Wall	Base	Tall	Filler	Panel	
Reduced	0	0	0	0	N/A	per cabinet

Reduced Widths in 3″ increments

Specify RW__ (Reduced Width)

Some cabinets are available with the special width option. See chart below for cabinets with this option along with sizes available.

- To achieve desired widths, select the existing cabinet from below and specify RW along with the new width. For example, to achieve a B36DR, order a B36DR RW33.
- Reduced widths available in 3″ increments from 9″ to 33″.

*For Wall Quarter Round End Shelf (WQRES) Reduced Widths available in 5″. See page J•98 for WQRES cabinets.

NOTE: Changes to cabinets not listed below will be subject to an upcharge.

Reduced Width in 3″ Increments														
Cabinet	Description	Page #	Cabinet Widths											
			9″	12″	15″	18″	21″	24″	27″	30″	33″	36″	39″	42″
Wall Cabinets														
W618	Wine Cube Horizontal 18″ W	J•96		✓										
WCD3015	Wall China Display 30″ W	J•95							✓					
WCD3615	Wall China Display 36″ W	J•95									✓			
WOBS3036	Wall Organizer & Bookshelf 30″ W	J•92							✓					
WOBS3636	Wall Organizer & Bookshelf 36″ W	J•92									✓			
WSD18	Wall Spice Drawer Horizontal 18″ W	J•97		✓										
Range Hoods														
HP-12	Hearth Pier 12″ W	K•22	✓											
Base Cabinets														
2DB18RT	Two Drawer Base w/Roll Trays 18″ W	L•33		✓	✓									
2DB24RT	Two Drawer Base w/Roll Trays 24″ W	L•33					✓							
2DB36DR	Two Drawer Base, Drop-in Range 36″ W	L•55									✓			
2DB36RDR	Two Drawer Base w/Reduced Drawers, Drop-in Range 36″ W	L•56									✓			
B36DR	Base, Drop-in Range 36″ W	L•56									✓			
B36RRTDR	Base w/Roll Trays, Drop-in Range 36″ W	L•57									✓			
B36RTDR	Base w/Reduced Depth Roll Trays, Drop-in Range 36″ W	L•57									✓			
BQRES L or R	Base Quarter Round End Shelf	L•101	✓											
Office & Furniture Cabinets														
4EDB48NTK	Four Drawer Entertainment Base, No Toekick 48″ W	O•14						✓		✓		✓		✓
4EDB48	Four Drawer Entertainment Base 48″ W	O•13						✓		✓		✓		✓
DF3D182924	Desk File Drawer Base	O•24			✓									
EB18 L or R	Entertainment Base	O•12	✓	✓	✓									
EEDB	Entry Ensemble Drawer Base	O•3		✓	✓									
EEOB	Entry Ensemble Open Base	O•4		✓	✓									
EOD24	Entertainment Open Drawer	O•12	✓	✓	✓	✓	✓							
EESTW	Entry Ensemble Stacked Wall	O•6		✓	✓									
ESTW1858.5 L or R	Entertainment Stacked Wall	O•13	✓	✓	✓									
EESTWO	Entry Ensemble Stacked Wall Open	O•5		✓	✓				✓	✓	✓			
EET	Entry Ensemble Tall	O•3		✓	✓									
EW1236 L or R	Entertainment Wall	O•13	✓											
T18-BCAV	Tall Bookcase w/Arched Valance	O•29			✓									
TD18-BCAV	Tall Bookcase w/Doors & Arched Valance	O•32			✓									
TDO18-BCAV	Tall Bookcase w/Office Height Doors & Arched Valance	O•38			✓									
TDV18-BCAV	Tall Bookcase w/Vanity Height Doors & Arched Valance	O•35			✓									

General Cabinet Modifications (cont'd)

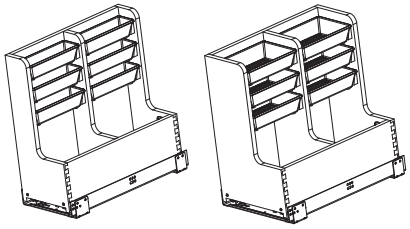

L-shaped Organizer

	Wall	Base	Tall	Filler	Panel	
	N/A	700	N/A	N/A	N/A	per cabinet
VLSOB	N/A	1400	N/A	N/A	N/A	per cabinet

Specify VLSOL (L-shaped Organizer Left), VLSOR (L-shaped Organizer Right), and VLSOB (L-shaped Organizer Both)

This option installs an L-shaped Organizer.

- L or R designates installed side.
- Includes 6 acrylic bins in upper section.
- Bottom mounted full extension, Smart Stop slides.
- Pull-out dimensions for 12″ wide model are 8 3/4″ W x 18 3/4″ D x 18 13/16″ H.
- Pull-out dimensions for 15″ wide model are 11 5/8″ W x 18 3/4″ D x 18 13/16″ H.
- Only available as a modification in select 2VSD, VSB, VCSD, VCDB and 6VSD SKUs.



Wall/Base

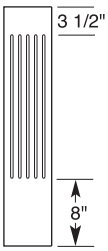

Base with Flush Toekick Option

Rose Fluting

3″	50	50	50	N/A	N/A	per part

Specify ROSFLUT3L (3″ Rose Flute Left), ROSFLUT3R (3″ Rose Flute Right), ROSFLUT3B (3″ Rose Flute Both), ROSFLUT3L.P (3″ Rose Flute Left - Peninsula), ROSFLUT3R.P (3″ Rose Flute Right - Peninsula), or ROSFLUT3B.P (3″ Rose Flute Both - Peninsula)

When Rosettes are selected to be used with Fluting, Rosette Fluting (ROSFLUT) must be specified. This option reduces Fluting length 1″ on the top and bottom to provide enough space to attach the Rosettes.

- Any option that extends the stiles (Bottom Valance Rail, Flush Toekick, Open Bottom Rail Base, Top Valance Rail, and Wide Top Rail) do not extend the Flute dimensions.
- Special spacing between flutes not available.
- See individual cabinets for availability.

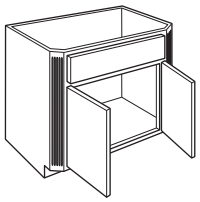

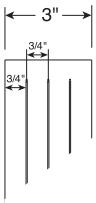

3″ detail



Wall/Base

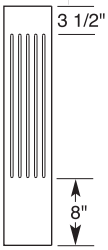

Base with Flush Toekick Option

Rose Fluting on Fillers

3″	N/A	N/A	N/A	50	50	per part
6″	N/A	N/A	N/A	95	95	per part

Specify ROSFLUT3 (3″ Rose Fluting on Filler) or ROSFLUT3CTR (6″ Filler Rose Fluted 3″ on Center)

When Rosettes are selected to be used with Fluting, Rosette Fluting (ROSFLUT) must be specified. This option reduces Fluting length 1″ on the top and bottom to provide enough space to attach the Rosettes.

- Base and Tall End panels with 3″ or 6″ frame rail return are available with Fluting. Specify Left or Right.
- Special spacing between flute is not available.
- Available in 3″ or 6″.
- The options Wide Bottom Rail, Wide Top Rail and Flush Toekick do not extend the flute dimensions.
- See individual fillers and panels for availability.

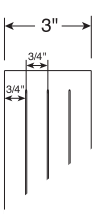

3″ detail

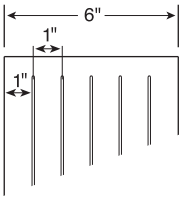

6″ detail

General Cabinet Modifications (cont'd)

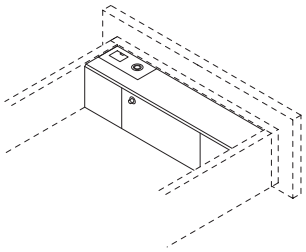

Secured Drawer featuring Master Lock Biometric Technology NEW

	Wall	Base	Tall	Filler	Panel	
	N/A	590	N/A	N/A	N/A	per cabinet
DRWSECB	N/A	1180	N/A	N/A	N/A	per cabinet

Specify DRWSEC (Secured Drawer featuring Master Lock Biometric Technology),
DRWSECL (Secured Drawer featuring Master Lock Biometric Technology Left),
DRWSECR (Secured Drawer featuring Master Lock Biometric Technology Right), or
DRWSECB (Secured Drawer featuring Master Lock Biometric Technology Both)

Select base cabinets can be ordered with the standard top drawer (5″ high frame opening) replaced with the DRWSEC.

- Designed for 18″, 21″, or 24″ base cabinet drawers.
- Full extension, concealed Smart Stop slides.
- 110 lb. rated.
- Special sizes not available.
- Only available in 24″ deep.
- Modifies the standard drawer box with an installed self-locking mechanism featuring proven Master Lock advanced sensor biometric technology.
- When activated, drawer opens 2 3/16″ to access fingerprint reader, which stores up to 100 unique fingerprints.
- Homeowner must reset memory after cabinet installation.
- Secured housing protrudes 2 3/4″ into the depth of the drawer box interior.
- Features one 9V battery compartment (battery not included).
- Self-locking when in closed position.
- Manual key lock on bottom of drawer for backup method of entry.
- Installer must remove the drawer front to drill and countersink the back of the drawer front for field installation of knobs and pulls.
- Available in top drawer(s) only.
- Not available on Inset or Beaded Inset Styles.

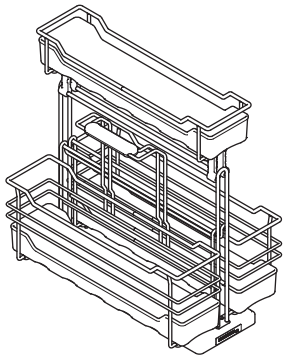

Sink Base Cleaning Caddy

N/A	1225	N/A	N/A	N/A	per cabinet

Specify SBCADDYL (Sink Base Cleaning Caddy Left) or SBCADDYR (Sink Base Cleaning Caddy Right)

- L or R designates installed side.
- Includes one removable basket with handle, one basket without handle, swivel basket and 8 dividers.
- Bottom mounted full extension, Smart Stop slides.
- Caddy dimensions are 11″ wide x 20″ high x 18 1/2″ deep.
- Caddy fits in cabinets with a minimum: 12″ wide (15″ for inset) x 20 1/2″ high (frame opening) x 21″ deep.

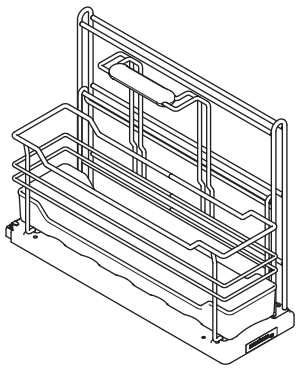

Sink Base Cleaning Caddy Small

N/A	950	N/A	N/A	N/A	per cabinet

Specify SBCADDYSML (Sink Base Cleaning Caddy Small Left) or SBCADDYSMR (Sink Base Cleaning Caddy Small Right)

- L or R designates installed side.
- Includes one removable basket with handle and four dividers.
- Bottom mounted full extension, Smart Stop slides.
- Caddy dimensions are 6 3/8″ wide x 15 3/4″ high x 18 1/2″ deep.
- Caddy fits in cabinets with a minimum: 9″ wide x 16″ high (frame opening) x 21″ deep.

General Cabinet Modifications (cont'd)

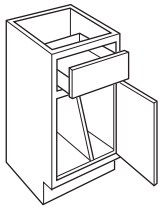

Opening	TD
3	0
6	1
9	1
10 1/2	1
12	2
13 1/2	2
15	2
16 1/2	2
18	3
19 1/2	3
21	3
22 1/2	3
24	4
27	4
30	5
33	5
36	5

Tray Divider

Wall	Base	Tall	Filler	Panel	
140	140	140	N/A	N/A	per divider

Specify _TD (Installed Tray Divider), _TDBTM (Installed Tray Divider - Bottom), _TDLBTM (Installed Tray Divider - Left - Bottom), _TDRBTM (Installed Tray Divider - Right - Bottom), _TDL (Installed Tray Divider - Left), _TDMID (Installed Tray Divider - Middle), _TDLMID (Installed Tray Divider - Left - Middle), _TDRMID (Installed Tray Divider - Right - Middle), _TDR (Installed Tray Divider - Right), _TDTOP (Installed Tray Divider - Top), _TDLTOP (Installed Tray Divider - Left - Top), or _TDRTOP (Installed Tray Divider - Right - Top)

Removable Tray Dividers are available installed in cabinets. The Tray Dividers are Natural regardless of the color of the interior of the cabinet. Opening heights of 9″ to 39″ can have installed Tray Dividers. Tray Dividers can be installed in cabinets with reduced depths (9″ minimum), but may not be installed in units over 30″ deep.

- Tray Dividers will be evenly spaced unless specified otherwise. When special spacing is requested, 6″ minimum between dividers is required.
- See chart for maximum number of dividers per face frame opening.
- When the Tray Divider (TD) option is chosen, shelf holes will not be drilled in cabinet. Shelves will not ship with cabinet.
- Specify the number of tray dividers between 1 and 5.
- See individual cabinets for availability.

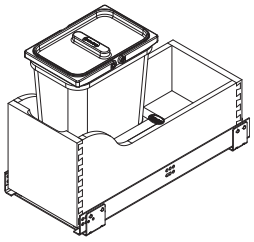

Vanity Wastebasket Container

	N/A	1200	N/A	N/A	N/A	per cabinet

Specify VWBL (Vanity Wastebasket Container Left) or VWBR (Vanity Wastebasket Container Right)

This option installs a Vanity Wastebasket Container.

- L or R designates installed side.
- Includes 8 qt. wastebin.
- Bottom mounted full extension, Smart Stop slides.
- Pull-out dimensions: 8 5/8″ W x 18 9/16″ D x 13 15/16″ H.

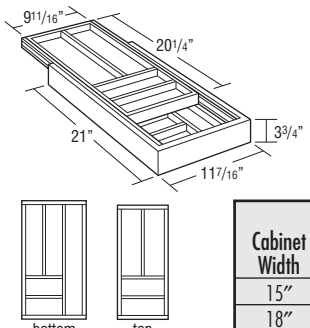

WTCD15

Cabinet Width	Frame Opening Width
15″	12″
18″	15″
21″	18″
24″	21″
30″	27″
36″	33″

Wood Tiered Cutlery Divider Drawer

	N/A	430	430	N/A	N/A	per cabinet
WTCDB	N/A	850	850	N/A	N/A	per cabinet

Specify WTCD (Installed Wood Tiered Cutlery Divider Drawer), WTCDL (Installed Wood Tiered Cutlery Divider Drawer Left), WTCDR (Installed Wood Tiered Cutlery Divider Drawer Right), or WTCDB (Installed Wood Tiered Cutlery Divider Drawer Both)

Many base cabinets can be ordered with the standard top drawer (5″ high frame opening) replaced with the WTCD.

- The WTCD is available in six sizes, see chart for availability.
- Available on 24″ deep cabinets only.
- Special sizes not available.
- WTCD15 shown. Different sizes of the cutlery dividers may have different configurations. Please reference page S•5 for more details.

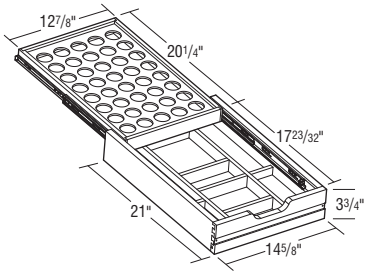

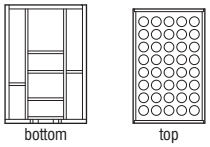

Wood Tiered K-Cup* Drawer

	N/A	670	670	N/A	N/A	per cabinet
WTKCUPB	N/A	1340	1340	N/A	N/A	per cabinet

Specify WTKCUP (Installed Wood Tiered K-Cup Drawer), WTKCUPL (Installed Wood Tiered K-Cup Drawer Left), WTKCUPR (Installed Wood Tiered K-Cup Drawer Right), or WTKCUPB (Installed Wood Tiered K-Cup Drawer Both)

Many base cabinets can be ordered with the standard top drawer (5″ high frame opening) replaced with the WTKCUP.

- The WTKCUP is available in 15″ frame opening width.
- Holds 40 K-Cups.
- The Wood Tiered K-Cup Drawer is compatible with K-Cup pods only.
- Available on 24″ deep cabinets only.
- Special sizes not available.

*K-Cup is a registered trademark of Keurig Green Mountain, Inc.

Recommendations for Fully Accessible/Barrier-Free Design

Many Kemper Emerge modifications may be utilized to increase cabinet accessibility and convenience for the elderly, the physically challenged, and other individuals with special needs.

For your reference when designing for wheelchair access, the most commonly accepted industry standard for toekick space is between 8″ and 9″ high with a 6″ set-back. This may be achieved with Kemper Emerge cabinetry by ordering an 8 1/2″ high, 6″ deep toe space; contact customer service for pricing.

The most commonly accepted height for tables and work surfaces is 30″ to 33″. Ordering 32 1/2″ high Kemper Emerge base and vanity base cabinets achieves this standard; call customer service for details.

The addition of roll trays in cabinet interiors is recommended. Utilize the Roll Trays option listed in this "Modifications" section.

The use of easily-gripped cabinet handles and/or knobs is recommended. Choose from several selections in the "Hardware" section of the Kemper Emerge Product and Price Catalog.

The following information from the U.S. Government Publication American National Standards and other sources may also be helpful:

Wheelchair dimensions: length – 42″; open width – 25″; collapsed width – 11″; seat to floor – 19 1/2″; armrest to floor – 29″.

Wheelchair access: Minimum turn space for 360° turn – 60″; minimum turn space for 180° turn – 36″; side reach limits – 9″ to 54″; safest ramp slope – 1:12; table height – 30″ to 33″.

Notes

Model	Price	
DOORONLY	122	per sq. ft.



Door Only

With this option, you can order a special size door with or without hinging.

- Full Overlay Styles:
  - Specify width in 1/32″ increments from 8 9/16″ to 24″.
  - Specify height in 1/32″ increments from 11 9/16″ to 61 1/16″.
- Inset & Beaded Inset Styles:
  - Specify width in 1/32″ increments from 5 13/16″ to 24″.
  - Specify height in 1/32″ increments from 8 13/16″ to 58 5/16″.
  - No Hinge Cut modification available, see page G•16 for details.

DRWFRTONLY	122	per sq. ft.



Drawer Front Only

With this option, you can order a special size drawer front.

- Full Overlay Styles:
  - Specify width in 1/32″ increments from 7 1/2″ to 47 9/16″.
  - Specify height in 1/32″ increments from 4 1/4″ to 14 23/32″.
- Inset & Beaded Inset Styles:
  - Specify width in 1/32″ increments from 5 13/16″ to 47 9/16″.
  - Specify height in 1/32″ increments from 3 13/32″ to 14 23/32″.

Kemper Emerge Standard Door Size Chart

NOTE: Using a combination of width and height on this chart must also coincide with standard cabinet size offering. Example: A W912 L or R is not a standard size cabinet offering, therefore an 8 9/16″ W x 11 9/16″ H door cannot be ordered as a standard door.

Width			
Cabinet Width Where Used	**FOL Door Style**	**Miter Door Style**	**Inset & Beaded Inset Door Style**
BLS33 L or R	7 7/8	7 7/8	7 11/32
9	8 9/16	8 9/16	5 13/16
ER's, BLS36 L or R, etc.	10 7/8	10 7/8	10 11/32
DAB33SLS L or R	11 1/4	11 1/4	9 1/16
12	11 9/16	11 9/16	8 13/16
B24	11 3/4	11 3/4	10 11/32
27 Split DR	13 1/16	13 1/16	10 5/16
27 Butt DR	13 1/4	13 1/4	11 27/32
15, 30 Split DR	14 9/16	14 9/16	11 13/16
30 Butt DR	14 3/4	14 3/4	13 11/32
Diagonal	15	15	11 7/8
33 Split DR	16 1/16	16 1/16	13 5/16
33 Butt DR	16 1/4	16 1/4	14 27/32
18, 36 Split DR	17 9/16	17 9/16	14 13/16
36 Butt DR	17 3/4	17 3/4	16 11/32
ACS39 L or R	18 1/4	18 1/4	16 5/16
39 Split DR	19 1/16	19 1/16	16 5/16
39 Butt DR	19 1/4	19 1/4	17 27/32
21, 42	20 9/16	20 9/16	17 13/16
45	22 1/16	22 1/16	19 5/16
24, 48	23 9/16	23 9/16	20 13/16

Height			
Cabinet Height Where Used	**FOL Door Style**	**Miter Door Style**	**Inset & Beaded Inset Door Style**
W__12	11 9/16	11 9/16	8 13/16
W__15	14 9/16	14 9/16	11 13/16
W__18	17 9/16	17 9/16	14 13/16
W__21	20 9/16	20 9/16	17 13/16
W__24	23 9/16	23 9/16	20 13/16
W__27	26 9/16	26 9/16	23 13/16
W__30	29 9/16	29 9/16	26 13/16
W__33	32 9/16	32 9/16	29 13/16
W__36	35 9/16	35 9/16	32 13/16
W__39	38 9/16	38 9/16	35 13/16
W__42	41 9/16	41 9/16	38 13/16
W__45	44 9/16	44 9/16	41 13/16
W__48	47 9/16	47 9/16	44 13/16
STWDAG, DW_DOB - BOTTOM DOOR	17 9/16	17 9/16	16 5/16
STWAG, DW_AG - BOTTOM DOOR	17 13/16	17 13/16	N/A
HP1254 L or R, HPP1254 L or R - BOTTOM DOOR	28 5/16	28 5/16	25 9/16
H36DF__23.5	20 9/16	20 9/16	17 13/16
H54DF__12.75	11 9/16	11 9/16	8 13/16
H60DF__17.5	14 9/16	14 9/16	11 13/16
B	22 13/16	22 13/16	20 5/16
B2D, B4D	16 3/32	16 3/32	13 13/16
B_FH	29 17/32	29 17/32	26 13/16
BCC	16 3/32	16 3/32	13 13/16
CNTYSB	19 1/16	19 1/16	16 5/16
B__DR, B__RTDR, B__RRTDR	22 9/16	22 9/16	20 5/16
HB__	16 3/32	16 3/32	13 13/16
U3D, U4D 84″ tall	49 1/16	49 1/16	46 5/16
U3D, U4D 87″ tall	52 1/16	52 1/16	49 5/16
U3D, U4D 90″ tall	55 1/16	55 1/16	52 5/16
U3D, U4D 93″ tall	58 1/16	58 1/16	55 5/16
U3D, U4D 96″ tall	61 1/16	61 1/16	58 5/16
U - BOTTOM DOOR	61 1/16	61 1/16	58 5/16
UI - MIDDLE DOOR	24 25/32	24 25/32	22 5/16
TPP__ - BOTTOM DOOR	61 1/16	61 1/16	N/A
VB (32″H)	20 5/16	20 5/16	17 13/16
VB (34.5″H)	22 13/16	22 13/16	20 5/16
V_S (32″H)	27 1/32	27 1/32	24 5/16
V_S (34.5″H)	29 17/32	29 17/32	26 13/16
LC - UPPER DOOR	49 11/32	49 11/32	N/A
BCBCD	21 5/16	21 5/16	18 13/16
BCBH_D	29 17/32	29 17/32	26 13/16
BCWHDBPO_D	23 17/32	23 17/32	20 13/16
BCSTDRW__49.5	34 5/16	34 5/16	32 1/16
BCSTDRW__55.5	40 5/16	40 5/16	38 1/16
BCSTDRW__61.5	46 5/16	46 5/16	44 1/16
BCSTDRW__67.5	52 5/16	52 5/16	50 1/16
BCSTDRW__73.5	58 5/16	58 5/16	56 1/16
BCSTDRW__79.5	49 9/16	49 9/16	47 5/16
BCSTDRW__85.5	55 9/16	55 9/16	53 5/16
BCSTDRW__91.5	61 9/16	61 9/16	59 5/16

Refer to pages F•8-F•13 Standard Opening Sizes for standard opening heights of cabinets listed in the Width chart above.

Doors ordered as Authentic will have an unfinished back.
Doors in 1/32″ increments will need to be ordered through the parts list.

Replacement doors available at $124 per square foot.

Kemper Emerge Standard Drawer Front Size Chart

NOTE: Using a combination of width and height on this chart must also coincide with standard cabinet size offering. Example: A 4DB09 is not a standard size cabinet offering, therefore an 8 9/16″ W x 6 1/2″ H drawer front cannot be ordered as a standard drawer front.

Width			
Cabinet Width Where Used	FOL Door Style	Miter Door Style	Inset & Beaded Inset Door Style
9	8 9/16	8 9/16	5 13/16
12	11 9/16	11 9/16	8 13/16
24	23 9/16	23 9/16	20 13/16
27	26 9/16	26 9/16	23 13/16
27 Split DRW	13 1/16	13 1/16	10 5/16
30	29 9/16	29 9/16	26 13/16
15, 30 Split DRW	14 9/16	14 9/16	11 13/16
33	32 9/16	32 9/16	29 13/16
33 Split DRW	16 1/16	16 1/16	13 5/16
18, 36 Split DRW	17 9/16	17 9/16	14 13/16
36	35 9/16	35 9/16	32 13/16
39	38 9/16	38 9/16	35 13/16
39 Split DRW	19 1/16	19 1/16	16 5/16
21, 42 Split DRW	20 9/16	20 9/16	17 13/16
45 Split DRW	22 1/16	22 1/16	19 5/16
48 Split DRW	23 9/16	23 9/16	20 13/16

Height			
Cabinet Height Where Used	FOL Door Style	Miter Door Style	Inset & Beaded Inset Door Style
ADRW	5 3/4	5 3/4	4 1/16
A2DRW	5 3/4	5 3/4	4 1/16
A2DRW18 - 1st	5 3/4	5 3/4	4 1/16
A2DRW18 - 2nd	11 3/4	11 3/4	10 1/16
A3DRW	5 3/4	5 3/4	4 1/16
Base	6 1/2	6 1/2	4 13/16
B2D & B4D - 1st	6 1/2	6 1/2	4 13/16
B2D & B4D - 2nd	6 1/2	6 1/2	4 13/16
2DB__RT - 1st	14 21/32	14 21/32	12 9/16
2DB__RT - 2nd	14 21/32	14 21/32	12 9/16
2DB__28 - 1st	10 23/32	10 23/32	8 13/16
2DB__28 - 2nd	12 19/32	12 19/32	10 5/16
2DB__DR - 1st	11 9/32	11 9/32	9 5/16
2DB__DR - 2nd	11 9/32	11 9/32	9 5/16
4 Drawer Base - 1st (32″H)	6 1/2	6 1/2	4 13/16
4 Drawer Base - 2nd (32″H)	6 1/2	6 1/2	4 13/16
4 Drawer Base - 3rd (32″H)	6 1/2	6 1/2	4 13/16
4 Drawer Base - 4th (32″H)	6 7/8	6 7/8	4 13/16
4 Drawer Base - 1st (34.5″H)	6 1/2	6 1/2	4 13/16
4 Drawer Base - 2nd (34.5″H)	6 1/2	6 1/2	4 13/16
4 Drawer Base - 3rd (34.5″H)	6 1/2	6 1/2	4 13/16
4 Drawer Base - 4th (34.5″H)	9 3/8	9 3/8	7 5/16

Height			
Cabinet Height Where Used	FOL Door Style	Miter Door Style	Inset & Beaded Inset Door Style
3 Drawer Base - 1st (32″H)	6 1/2	6 1/2	4 13/16
3 Drawer Base - 2nd (32″H)	7 1/2	7 1/2	4 13/16
3 Drawer Base - 3rd (32″H)	12 19/32	12 19/32	10 5/16
3 Drawer Base - 1st (34.5″H)	6 1/2	6 1/2	4 13/16
3 Drawer Base - 2nd (34.5″H)	11 9/32	11 9/32	9 5/16
3 Drawer Base - 3rd (34.5″H)	11 9/32	11 9/32	9 5/16
File Drawer Base - 1st (30″)	5 3/4	5 3/4	4 1/16
File Drawer Base - 2nd (30″)	5 3/4	5 3/4	4 1/16
File Drawer Base - 3rd (30″)	13 3/32	13 3/32	11 5/16
File Drawer Base - 1st (34.5″)	6 1/2	6 1/2	4 13/16
File Drawer Base - 2nd (34.5″)	9 1/2	9 1/2	7 13/16
File Drawer Base - 3rd (34.5″)	13 3/32	13 3/32	11 5/16
BCC - large front	13 7/32	13 7/32	11 5/16
UCD	4 3/4	4 3/4	3 13/32
BCWHC	11 17/32	11 17/32	8 13/16
BCBCO	8	8	6 5/16
BCBCD	8	8	6 5/16
BCBH_D - 1st	9 11/16	9 11/16	N/A
BCBH_D - 2nd	9 11/16	9 11/16	N/A
BCBH_D - 3rd	9 11/16	9 11/16	N/A
BCWHDB - 1st	11 21/32	11 21/32	9 9/16
BCWHDB - 2nd	11 21/32	11 21/32	9 9/16
BCDB - 1st	6 1/2	6 1/2	4 13/16
BCDB - 2nd	8 1/16	8 1/16	6 9/16
BCDB - 3rd	14 17/32	14 17/32	12 1/16
BC2DB - 1st	14 21/32	14 21/32	12 9/16
BC2DB - 2nd	14 21/32	14 21/32	12 9/16
BCDRW	14 25/32	14 25/32	12 1/16
BCSTDRW__49.5, 55.5, 61.5, 67.5, 73.5	14 17/32	14 17/32	12 9/16
BCSTDRW__79.5, 85.5, 91.5 - 1st	14 17/32	14 17/32	12 13/16
BCSTDRW__79.5, 85.5, 91.5 - 2nd	14 17/32	14 17/32	12 13/16
EET	12 25/32	12 25/32	10 5/16
EEDB	12 25/32	12 25/32	10 5/16
EOD	10 13/16	10 13/16	8 5/16
4EDB - 1st	10 29/32	10 29/32	8 13/16
4EDB - 2nd	10 29/32	10 29/32	8 13/16
4EDB_NTK - 1st	6 1/2	6 1/2	4 13/16
4EDB_NTK - 2nd	10 13/16	10 13/16	8 5/16
6EDB - 1st	10 29/32	10 29/32	8 13/16
6EDB - 2nd	10 29/32	10 29/32	8 13/16
EBDB - 1st	6 1/2	6 1/2	4 13/16
EBDB - 2nd	10 13/16	10 13/16	8 5/16
DF3D - 1st	5 3/4	5 3/4	4 1/16
DF3D - 2nd	5 3/4	5 3/4	4 1/16
DF3D - 3rd	12 27/32	12 27/32	11 5/16

Refer to pages F•8-F•13 for standard opening heights of cabinets listed in the Width chart above.

Drawer Fronts ordered as Authentic will have an unfinished back.

Replacement drawer fronts available at $124 per square foot.

Gallery Mullion Doors Pricing and Ordering Procedures



Muntin Profiles

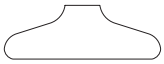

Amstead

Gordon
Gordon Beaded Inset
Gordon Inset
Kirby
Kirby Beaded Inset
Kirby Inset

Northrope
Whitman
Whitman Beaded Inset
Whitman Inset

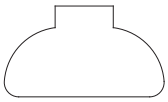

Shanley
Shanley Beaded Inset
Shanley Inset

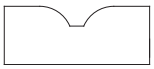

Vinson
Vinson Beaded Inset
Vinson Inset

- When ordering glass mullion doors, use Kemper Emerge's standard cabinet item number (W3030, W2430 L or R, DW302424 L or R, etc.) and then designate the corresponding option name (see below) in the description portion of the purchase order.
- All glass mullion doors ordered will be of the same wood species, finish, door style, hinge selection, and profile as the other cabinets specified on the original kitchen order unless instructed otherwise.
- Do not make any deductions for the standard wood doors included in the list prices of wall cabinets.
- Add price from chart for the number of mullion doors on cabinet to standard list price of cabinet.
- Base full with mullion doors—use 30″ cabinet height price.
- Base with mullion doors—use 24″ cabinet height price.
- Door is prepared for glass insert; dealer must supply glass. Designed to utilize one piece of glass per door—not separate panes. Clips for inserting glass included in installation package. Doors are pre-drilled for clips.
- Door styles not available include: Burke, Burke Beaded Inset, Burke Inset, Decker, Decker Beaded Inset, Decker Inset, Butler, Landry, Landry Beaded Inset, Landry Inset, Caprice, Caprice Beaded Inset, Caprice Inset, Tate, Tate Beaded Inset, and Tate Inset.
- Must specify Matching Interior if desired. When a decorative door option is chosen in 20/20, Matching Interior Plywood (MIP) is a preselected option. If MIP is not desired, it can be deselected by choosing NOTMIP.
- Mullion doors are not available on cabinets that are taller than 48″.
  – This includes any cabinet that is modified to be taller than 48″.

Option Name	Cabinet Height	Price per Door
GAMD15	15″	305
GAMD18	18″	317
GAMD21	21″	331
GAMD24	24″	342
GAMD27	27″	356
GAMD30	30″	368
GAMD33	33″	383
GAMD36	36″	397
GAMD39	39″	413
GAMD42	42″	431
GAMD45	45″	449
GAMD48	48″	467

Door Style	Min. Door Width	Min. Door Height	Min. Cabinet Width	Min. Cabinet Height
Amstead	16 1/4″	17 9/16″	18″	18″
Gordon	13 1/4″	14 9/16″	15″	15″
Gordon Beaded Inset	14 13/16″	14 13/16″	18″	18″
Gordon Inset	14 13/16″	14 13/16″	18″	18″
Kirby	13 1/4″	14 9/16″	15″	15″
Kirby Beaded Inset	14 13/16″	14 13/16″	18″	18″
Kirby Inset	14 13/16″	14 13/16″	18″	18″
Northrope	16 1/4″	17 9/16″	18″	18″
Shanley	13 1/4″	14 9/16″	15″	15″
Shanley Beaded Inset	14 13/16″	14 13/16″	18″	18″
Shanley Inset	14 13/16″	14 13/16″	18″	18″
Vinson	13 1/4″	14 9/16″	15″	15″
Vinson Beaded Inset	14 13/16″	14 13/16″	18″	18″
Vinson Inset	14 13/16″	14 13/16″	18″	18″
Whitman	13 1/4″	14 9/16″	15″	15″
Whitman Beaded Inset	14 13/16″	14 13/16″	18″	18″
Whitman Inset	14 13/16″	14 13/16″	18″	18″

Mullion Doors Pricing and Ordering Procedures



- When ordering glass mullion doors, use Kemper Emerge's standard cabinet item number (W3030, W2430 L or R, DW302424 L or R, etc.) and then designate the corresponding option name (see below) in the description portion of the purchase order.
- All glass mullion doors ordered will be of the same wood species, finish, door style, hinge selection, and profile as the other cabinets specified on the original kitchen order unless instructed otherwise.
- Do not make any deductions for the standard wood doors included in the list prices of wall cabinets.
- Add price from chart for the number of mullion doors on cabinet to standard list price of cabinet.
- Base full with mullion doors—use 30″ cabinet height price.
- Base with mullion doors—use 24″ cabinet height price.
- Door is prepared for glass insert; dealer must supply glass. Designed to utilize one piece of glass per door—not separate panes. Clips for inserting glass included in installation package. Doors are pre-drilled for clips.
- Door styles not available include: Burke, Burke Beaded Inset, Burke Inset, Decker, Decker Beaded Inset, Decker Inset, Butler, Landry, Landry Beaded Inset, Landry Inset, Caprice, Caprice Beaded Inset, Caprice Inset, Tate, Tate Beaded Inset, Tate Inset, Vinson Beaded Inset, and Vinson Inset.
- Full Overlay:
  – Not available on cabinets with bifold doors, cabinets less than 15″ high or more than 48″ high and cabinets less than 12″ wide.
- Inset and Beaded Inset:
  – Not available on cabinets with bifold doors, cabinets less than 18″ high or more than 48″ high and cabinets less than 15″ wide.
- Must specify Matching Interior if desired. When a decorative door option is chosen in 20/20, Matching Interior Plywood (MIP) is a preselected option. If MIP is not desired, it can be deselected by choosing NOTMIP.

Option Name	Cabinet Height	Number of Lites per Door	Price per Door
MD15	15″	4	162
MD18	18″	4	172
MD21	21″	4	182
MD24	24″	4	194
MD27	27″	4	205
MD30	30″	6	217
MD33	33″	6	231
MD36	36″	6	245
MD39	39″	8	260
MD42	42″	8	273
MD45	45″	8	292
MD48	48″	8	308

Muntin Profiles

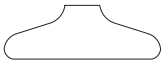

Amstead

Gordon
Gordon Beaded Inset
Gordon Inset
Kirby
Kirby Beaded Inset
Kirby Inset

Northrope
Whitman
Whitman Beaded Inset
Whitman Inset

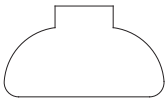

Shanley
Shanley Beaded Inset
Shanley Inset

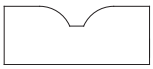

Vinson

Prairie Mullion Doors Pricing and Ordering Procedures



Muntin Profiles

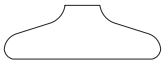

Amstead

Gordon
Gordon Beaded Inset
Gordon Inset
Kirby
Kirby Beaded Inset
Kirby Inset

Northrope
Whitman
Whitman Beaded Inset
Whitman Inset

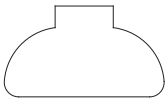

Shanley
Shanley Beaded Inset
Shanley Inset

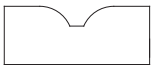

Vinson

- When ordering Prairie glass mullion doors, use Kemper Emerge's standard cabinet item number (W3030, W2430 L or R, DW302424 L or R, etc.) and then designate the corresponding option name (see below) in the description portion of the purchase order.
- All glass mullion doors ordered will be of the same wood species, finish, door style, hinge selection, and profile as the other cabinets specified on the original kitchen order unless instructed otherwise.
- Do not make any deductions for the standard wood doors included in the list prices of wall cabinets.
- Add price from chart for the number of mullion doors on cabinet to standard list price of cabinet.
- Base full with mullion doors—use 30″ cabinet height price.
- Base with mullion doors—use 24″ cabinet height price.
- Door is prepared for glass insert; dealer must supply glass. Designed to utilize one piece of glass per door—not separate panes. Clips for inserting glass included in installation package. Doors are pre-drilled for clips.
- Doors more than 48″ tall have two panels routed for glass, divided by a horizontal mullion.
- Door styles not available include: Burke, Burke Beaded Inset, Burke Inset, Decker, Decker Beaded Inset, Decker Inset, Butler, Landry, Landry Beaded Inset, Landry Inset, Caprice, Caprice Beaded Inset, Caprice Inset, Tate, Tate Beaded Inset, Tate Inset, Vinson Beaded Inset, and Vinson Inset.
- Full Overlay and 3/4″ Overlay:
  - Not available on cabinets with bifold doors, cabinet less than 18″ high or more than 48″ high, cabinets less than 12″ wide, and 24″ wide two door cabinets.
- Inset and Beaded Inset:
  - Not available on cabinets with bifold doors, cabinets less than 21″ high or more than 48″ high and cabinets less than 15″ wide.
- Must specify Matching Interior if desired. When a decorative door option is chosen in 20/20, Matching Interior Plywood (MIP) is a preselected option. If MIP is not desired, it can be deselected by choosing NOTMIP.

Option Name	Cabinet Height	Price per Door
PRMD18	18″	188
PRMD21	21″	199
PRMD24	24″	210
PRMD27	27″	224
PRMD30	30″	237
PRMD33	33″	251
PRMD36	36″	266
PRMD39	39″	283
PRMD42	42″	299
PRMD45	45″	317
PRMD48	48″	337

Shaker Mullion Doors Pricing and Ordering Procedures



Muntin Profiles

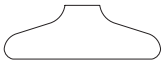

Amstead

Gordon
Gordon Beaded Inset
Gordon Inset
Kirby
Kirby Beaded Inset
Kirby Inset

Northrope
Whitman
Whitman Beaded Inset
Whitman Inset

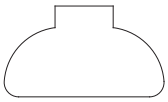

Shanley
Shanley Beaded Inset
Shanley Inset

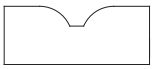

Vinson
Vinson Beaded Inset
Vinson Inset

- When ordering glass mullion doors, use Kemper Emerge's standard cabinet item number (W3030, W2430 L or R, DW302424 L or R, etc.) and then designate the corresponding option name (see below) in the description portion of the purchase order.
- All glass mullion doors ordered will be of the same wood species, finish, door style, hinge selection, and profile as the other cabinets specified on the original kitchen order unless instructed otherwise.
- Do not make any deductions for the standard wood doors included in the list prices of wall cabinets.
- Add price from chart for the number of mullion doors on cabinet to standard list price of cabinet.
- Base full with mullion doors—use 30″ cabinet height price.
- Base with mullion doors—use 24″ cabinet height price.
- Door is prepared for glass insert; dealer must supply glass. Designed to utilize one piece of glass per door—not separate panes. Clips for inserting glass included in installation package. Doors are pre-drilled for clips.
- Door styles not available include: Burke, Burke Beaded Inset, Burke Inset, Decker, Decker Beaded Inset, Decker Inset, Butler, Landry, Landry Beaded Inset, Landry Inset, Caprice, Caprice Beaded Inset, Caprice Inset, Tate, Tate Beaded Inset, and Tate Inset.
- Must specify Matching Interior if desired. When a decorative door option is chosen in 20/20, Matching Interior Plywood (MIP) is a preselected option. If MIP is not desired, it can be deselected by choosing NOTMIP.
- Mullion doors are not available on cabinets that are taller than 48″.
  - This includes any cabinet that is modified to be taller than 48″.

Option Name	Cabinet Height	Price per Door
SHMD15	15″	305
SHMD18	18″	317
SHMD21	21″	331
SHMD24	24″	342
SHMD27	27″	356
SHMD30	30″	368
SHMD33	33″	383
SHMD36	36″	397
SHMD39	39″	413
SHMD42	42″	431
SHMD45	45″	449
SHMD48	48″	467

Door Style	Min. Door Width	Min. Door Height	Min. Cabinet Width	Min. Cabinet Height	Door Size Range for Single Vertical Muntin	Door Size Range for Double Vertical Muntin
Amstead	13 1/4″	17 9/16″	15″	18″	14 9/16″ to 16 15/16″	17″ to 23 9/16″
Gordon	11 9/16″	17 9/16″	12″	18″	11 9/16″ to 14 1/2″	14 9/16″ to 23 9/16″
Gordon Beaded Inset	11 13/16″	17 13/16″	15″	21″	11 13/16″ to 14 1/2″	14 9/16″ to 23 9/16″
Gordon Inset	11 13/16″	17 13/16″	15″	21″	11 13/16″ to 14 1/2″	14 9/16″ to 23 9/16″
Kirby	11 9/16″	17 9/16″	12″	18″	11 9/16″ to 14 1/2″	14 9/16″ to 23 9/16″
Kirby Beaded Inset	11 13/16″	17 13/16″	15″	21″	11 13/16″ to 14 1/2″	14 9/16″ to 23 9/16″
Kirby Inset	11 13/16″	17 13/16″	15″	21″	11 13/16″ to 14 1/2″	14 9/16″ to 23 9/16″
Northrope	13 1/4″	17 9/16″	15″	18″	14 9/16″ to 16 15/16″	17″ to 23 9/16″
Shanley	11 9/16″	17 9/16″	12″	18″	11 9/16″ to 14 1/2″	14 9/16″ to 23 9/16″
Shanley Beaded Inset	11 13/16″	17 13/16″	15″	21″	11 13/16″ to 14 1/2″	14 9/16″ to 23 9/16″
Shanley Inset	11 13/16″	17 13/16″	15″	21″	11 13/16″ to 14 1/2″	14 9/16″ to 23 9/16″
Vinson	11 9/16″	17 9/16″	12″	18″	11 9/16″ to 14 1/2″	14 9/16″ to 23 9/16″
Vinson Beaded Inset	11 13/16″	17 13/16″	15″	21″	11 13/16″ to 14 1/2″	14 9/16″ to 23 9/16″
Vinson Inset	11 13/16″	17 13/16″	15″	21″	11 13/16″ to 14 1/2″	14 9/16″ to 23 9/16″
Whitman	11 9/16″	17 9/16″	12″	18″	11 9/16″ to 14 1/2″	14 9/16″ to 23 9/16″
Whitman Beaded Inset	11 13/16″	17 13/16″	15″	21″	11 13/16″ to 14 1/2″	14 9/16″ to 23 9/16″
Whitman Inset	11 13/16″	17 13/16″	15″	21″	11 13/16″ to 14 1/2″	14 9/16″ to 23 9/16″

Craftsman Doors Pricing and Ordering Procedures

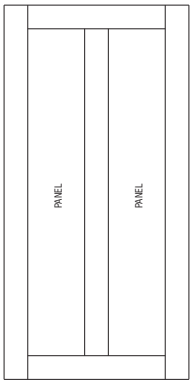

CCP (Craftsman with Center Panels)

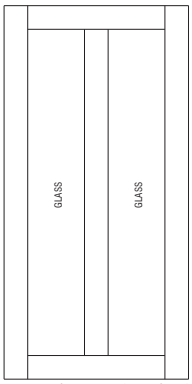

CCG (Craftsman with Cut-for-glass)

- When ordering Craftsman Door, use Kemper Emerge's standard cabinet item number (W2430 L or R, W4830, etc.) and then designate the corresponding option name (see below) in the description portion of the purchase order.
- All Craftsman Doors ordered will be of the same wood species, finish, door style, hinge selection, and profile as the other cabinets specified on the original kitchen order unless instructed otherwise.
- Craftsman Doors available on wall cabinets only starting at 12″ height through 48″ height cabinets.
- Both sections will be equal size.
- Due to the width and height size limitations for Craftsman Doors, the Authentic Flush End modification may not match the Craftsman Door configuration specified. The door configuration for Authentic Flush End modification will be the CCP option when achievable (Cut-for-glass is not available), otherwise the door configuration will match the door style of the order. Refer to page H•9 for minimum width and height by style.
- Due to the width and height size limitations for Craftsman Doors, the Face Frame and Door on End modification may not match the Craftsman Door configuration specified. The door configuration for Face Frame and Door on End modification will match the Craftsman option chosen when achievable, otherwise the door configuration will match the door style of the order. Refer to page H•9 for minimum width and height by style.
- If Craftsman option is selected in conjunction with IPEL or IPER option, the IPE doors will NOT match the front doors on the cabinet. They will remain standard doors on the IPE side. The door widths are too small to produce in Craftsman Door type.
- If Craftsman option is selected in conjunction with INTGEL or INTGER option, the INTEGRAL doors will NOT match the front doors on the cabinet. They will remain standard doors on the integral side. The door widths are too small to produce in Craftsman Door type.
- Door styles not available include: Caprice, Caprice Inset, Tate, and Tate Inset.
- Matching Interior must be specified on CCG if desired. When a decorative door option is chosen in 20/20 for CCG, Matching Interior Plywood (MIP) is a preselected option. If MIP is not desired, it can be deselected by choosing NOTMIP.
- See chart on page H•9 for minimum width and height availability by style.

	Wall	Base	Tall	Filler	Panel	
CCP/CCP.TOP/CCP.BTM/CCP.P	200	N/A	N/A	N/A	N/A	per door
CCG/CCG.TOP/CCG.BTM/CCG.P	200	N/A	N/A	N/A	N/A	per door

- For CCG modification, the door is prepared for glass. Two separate, equal sizes of glass will be required. Clips for inserting glass included in cabinet.
- Glass is not included.
- Art Glass is not available.
- See chart below for minimum width and height per door style for glass availability through Kemper Emerge.

Craftsman Door Minimums for Kemper Emerge to Supply Glass		
Door Style	**Min. Door Width**	**Min. Door Height**
Amstead	18 1/2″	11 9/16″
Burke	16 1/4″	11 9/16″
Butler	18 1/4″	11 9/16″
Caprice	N/A	N/A
Caprice Inset	N/A	N/A
Decker	18 1/4″	11 9/16″
Decker Inset	18 1/4″	11 9/16″
Gordon	16 1/4″	11 9/16″
Gordon Inset	16 1/4″	11 9/16″
Kirby	16 1/4″	11 9/16″
Kirby Inset	16 1/4″	11 9/16″
Landry	16 1/4″	11 9/16″
Landry Inset	16 1/4″	11 9/16″
Northrope	18 1/2″	11 9/16″
Shanley	16 1/4″	11 9/16″
Shanley Inset	16 1/4″	11 9/16″
Tate	N/A	N/A
Tate Inset	N/A	N/A
Vinson	16 1/4″	11 9/16″
Whitman	16 1/4″	11 9/16″
Whitman Inset	16 1/4″	11 9/16″

Craftsman Doors Pricing and Ordering Procedures (cont'd)

Door Style	Min. Door Width	Min. Door Height	Min. Cabinet Width	Min. Cabinet Height
Amstead	18 1/2″	11 9/16″	14 3/4″	12″
Burke	11 9/16″	11 9/16″	12″	12″
Butler	18 1/4″	11 9/16″	14 3/4″	12″
Caprice	N/A	N/A	N/A	N/A
Caprice Inset	N/A	N/A	N/A	N/A
Decker	14 1/4″	11 9/16″	14 3/4″	12″
Decker Inset	14 1/4″	11 9/16″	17 1/2″	14 3/4″
Gordon	11 9/16″	11 9/16″	12″	12″
Gordon Inset	11 9/16″	11 9/16″	14 3/4″	14 3/4″
Kirby	11 9/16″	11 9/16″	12″	12″
Kirby Inset	11 9/16″	11 9/16″	14 3/4″	14 3/4″
Landry	13 1/2″	11 9/16″	14″	12″
Landry Inset	13 1/2″	11 9/16″	16 3/4″	14 3/4″
Northrope	18 1/2″	11 9/16″	14 3/4″	12″
Shanley	11 3/4″	11 9/16″	12 1/4″	12″
Shanley Inset	11 13/16″	11 9/16″	15″	14 3/4″
Tate	N/A	N/A	N/A	N/A
Tate Inset	N/A	N/A	N/A	N/A
Vinson	11 9/16″	11 9/16″	12″	12″
Whitman	16 1/4″	11 9/16″	12″	12″
Whitman Inset	11 9/16″	11 9/16″	14 3/4″	14 3/4″

Horizon Doors Pricing and Ordering Procedures

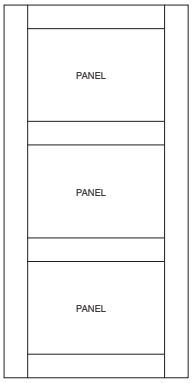

HCP (Horizon with Center Panels)

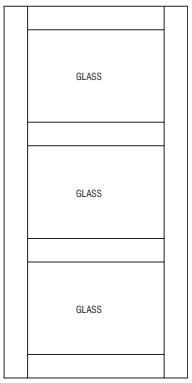

HCG (Horizon with Cut-for-glass)



HCGCP (Horizon with Cut-for-glass Top and Center Panels)

- When ordering Horizon Door, use Kemper Emerge's standard cabinet item number (W2430 L or R, W4830, etc.) and then designate the corresponding option name (see below) in the description portion of the purchase order.
- All Horizon Doors ordered will be of the same wood species, finish, door style, hinge selection, and profile as the other cabinets specified on the original kitchen order unless instructed otherwise.
- Horizon Doors available on wall cabinets only starting at 30″ height through 48″ height cabinets.
- For HCG modification, the door is prepared for glass. Three separate, equal sizes of glass will be required. Clips for inserting glass included in cabinet.
- For HCGCP modification, the top section only is prepared for glass. Clips for inserting glass included in cabinet.
- All three sections will be equal size.
- Due to the width and height size limitations for Horizon Doors, the Authentic Flush End modification may not match the Horizon Door configuration specified. The door configuration for Authentic Flush End modification will be the HCP option when achievable (Cut-for-glass is not available), otherwise the door configuration will match the door style of the order. Refer to page H•10 for minimum width and height by style.
- Due to the width and height size limitations for Horizon Doors, the Face Frame and Door on End modification may not match the Horizon Door configuration specified. The door configuration for Face Frame and Door on End modification will match the Horizon option chosen when achievable, otherwise the door configuration will match the door style of the order. Refer to page H•10 for minimum width and height by style.
- If Horizon option is selected in conjunction with IPEL or IPER option, the IPE doors will NOT match the front doors on the cabinet. They will remain standard doors on the IPE side. The door widths are too small to produce in Horizon Door type.
- If Horizon option is selected in conjunction with INTGEL or INTGER option, the INTEGRAL doors will NOT match the front doors on the cabinet. They will remain standard doors on the integral side. The door widths are too small to produce in Horizon Door type.
- When Modified Full Overlay modification is selected in conjunction with Horizon, the three sections will remain equal.
- Door styles not available include: Caprice and Caprice Inset.
- Matching Interior must be specified on HCG and HCGCP if desired. When a decorative door option is chosen in 20/20 for HCG and HCGCP, Matching Interior Plywood (MIP) is a preselected option. If MIP is not desired, it can be deselected by choosing NOTMIP.
- See chart on page H•10 for minimum width and height availability by style.

	Wall	Base	Tall	Filler	Panel	
HCP/HCP.TOP/HCP.BTM/HCP.P	200	N/A	N/A	N/A	N/A	per door
HCG/HCG.TOP/HCG.BTM/HCG.P	200	N/A	N/A	N/A	N/A	per door
HCGCP/HCGCP.TOP/HCGCP.BTM/HCGCP.P	200	N/A	N/A	N/A	N/A	per door

Door Style	Min. Door Width	Min. Door Height	Min. Cabinet Width	Min. Cabinet Height
Amstead	11 9/16″	29 9/16″	12″	30″
Burke	11 9/16″	29 9/16″	12″	30″
Butler	11 9/16″	29 9/16″	12″	30″
Caprice	N/A	N/A	N/A	N/A
Caprice Inset	N/A	N/A	N/A	N/A
Decker	11 9/16″	29 9/16″	12″	30″
Decker Inset	11 13/16″	26 13/16″	15″	30″
Gordon	11 9/16″	29 9/16″	12″	30″
Gordon Inset	11 13/16″	26 13/16″	15″	30″
Kirby	11 9/16″	29 9/16″	12″	30″
Kirby Inset	11 13/16″	26 13/16″	15″	30″
Landry	11 9/16″	29 9/16″	12″	30″
Landry Inset	11 13/16″	26 13/16″	15″	30″
Northrope	11 9/16″	29 9/16″	12″	30″
Shanley	11 9/16″	29 9/16″	12″	30″
Shanley Inset	11 13/16″	26 13/16″	15″	30″
Tate	11 9/16″	29 9/16″	12″	30″
Tate Inset	11 13/16″	26 13/16″	15″	30″
Vinson	11 9/16″	29 9/16″	12″	30″
Whitman	11 9/16″	29 9/16″	12″	30″
Whitman Inset	11 13/16″	26 13/16″	15″	30″

Mission Doors Pricing and Ordering Procedures

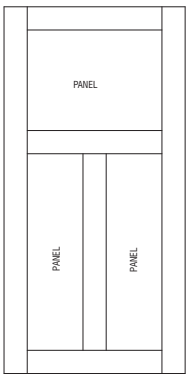

MCP (Mission with Center Panels)

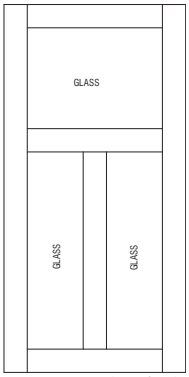

MCG (Mission with Cut-for-glass)

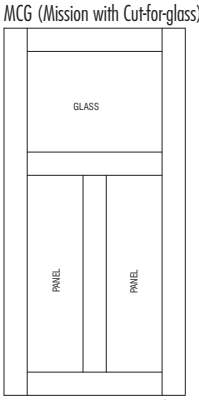

MCGCP (Mission with Cut-for-glass Top and Center Panels)

- When ordering Mission Door, use Kemper Emerge's standard cabinet item number (W2430 L or R, W4830, etc.) and then designate the corresponding option name (see below) in the description portion of the purchase order.
- All Mission Doors ordered will be of the same wood species, finish, door style, hinge selection, and profile as the other cabinets specified on the original kitchen order unless instructed otherwise.
- Mission Doors available on wall cabinets only starting at 30″ height through 48″ height cabinets.
- For MCG modification, the door is prepared for glass. Three separate pieces of glass in two sizes will be required. Clips for inserting glass included in cabinet.
- For MCGCP modification, the top section only is prepared for glass. Clips for inserting glass included in cabinet.
- The upper section of the door will always have a 12″ tall section, which includes the width of the upper crossrails and the upper opening.
- Bottom section is two equal sections.
- Due to the width and height size limitations for Mission Doors, the Authentic Flush End modification may not match the Mission Door configuration specified. The door configuration for Authentic Flush End modification will be the MCP option when achievable (Cut-for-glass is not available), otherwise the door configuration will match the door style of the order. Refer to page H•12 for minimum width and height by style.
- Due to the width and height size limitations for Mission Doors, the Face Frame and Door on End modification may not match the Mission Door configuration specified. The door configuration for Face Frame and Door on End modification will match the Mission option chosen when achievable, otherwise the door configuration will match the door style of the order. Refer to page H•12 for minimum width and height by style.
- If Mission option is selected in conjunction with IPEL or IPER option, the IPE doors will NOT match the front doors on the cabinet. They will remain standard doors on the IPE side. The door widths are too small to produce in Mission Door type.
- If Mission option is selected in conjunction with INTGEL or INTGER option, the INTEGRAL doors will NOT match the front doors on the cabinet. They will remain standard doors on the integral side. The door widths are too small to produce in Mission Door type.
- Door styles not available include: Caprice, Caprice Inset, Tate, and Tate Inset.
- Matching Interior must be specified on MCG and MCGCP if desired. When a decorative door option is chosen in 20/20 for MCG and MCGCP, Matching Interior Plywood (MIP) is a preselected option. If MIP is not desired, it can be deselected by choosing NOTMIP.
- See chart on page H•12 for minimum width and height availability by style.

	Wall	Base	Tall	Filler	Panel	
MCP/MCP.TOP/MCP.BTM/MCP.P	200	N/A	N/A	N/A	N/A	per door
MCG/MCG.TOP/MCG.BTM/MCG.P	200	N/A	N/A	N/A	N/A	per door
MCGCP/MCGCP.TOP/MCGCP.BTM/MCGCP.P	200	N/A	N/A	N/A	N/A	per door

- For MCG modification, the door is prepared for glass; dealer must supply glass. Each opening will require a separate piece of glass. Clips for inserting glass included in installation package.
- Glass is not included. When ordering glass, three separate pieces of glass in two sizes will be required. Art Glass is not available.
- See chart below for minimum width and height per door style for glass availability through Kemper Emerge.

Mission Door Minimums for Kemper Emerge to Supply Glass

Door Style	Min. Door Width	Min. Door Height
Amstead	18 1/2″	29 9/16″
Burke	16 1/4″	29 9/16″
Butler	18 1/4″	29 9/16″
Caprice	N/A	N/A
Caprice Inset	N/A	N/A
Decker	18 1/4″	29 9/16″
Decker Inset	18 1/4″	26 13/16″
Gordon	16 1/4″	29 9/16″
Gordon Inset	16 1/4″	26 13/16″
Kirby	16 1/4″	29 9/16″
Kirby Inset	16 1/4″	26 13/16″
Landry	16 1/4″	29 9/16″
Landry Inset	16 1/4 ″	26 13/16″
Northrope	18 1/2″	29 9/16″
Shanley	16 1/4″	29 9/16″
Shanley Inset	16 1/4″	26 13/16″
Tate	N/A	N/A
Tate Inset	N/A	N/A
Vinson	16 1/4″	29 9/16″
Whitman	16 1/4″	29 9/16″
Whitman Inset	16 1/4″	26 13/16″

Mission Doors Pricing and Ordering Procedures (cont'd)

Door Style	Min. Door Width	Min. Door Height	Min. Cabinet Width	Min. Cabinet Height
Amstead	18 1/2″	29 9/16″	14 3/4″	30″
Burke	11 9/16″	29 9/16″	12″	30″
Butler	18 1/4″	29 9/16″	14 3/4″	30″
Caprice	N/A	N/A	N/A	N/A
Caprice Inset	N/A	N/A	N/A	N/A
Decker	14 1/4″	29 9/16″	14 3/4″	30″
Decker Inset	14 1/4″	26 13/16″	17 1/2″	30″
Gordon	11 9/16″	29 9/16″	12″	30″
Gordon Inset	11 9/16″	26 13/16″	14 3/4″	30″
Kirby	11 9/16″	29 9/16″	12″	30″
Kirby Inset	11 9/16″	26 13/16″	14 3/4″	30″
Landry	13 1/2″	29 9/16″	14″	30″
Landry Inset	13 1/2″	29 13/16″	16 3/4″	30″
Northrope	18 1/2″	29 9/16″	14 3/4″	30″
Shanley	11 3/4″	29 9/16″	12 1/4″	30″
Shanley Inset	11 13/16″	26 13/16″	15″	30″
Tate	N/A	N/A	N/A	N/A
Tate Inset	N/A	N/A	N/A	N/A
Vinson	11 9/16″	29 9/16″	12″	30″
Whitman	16 1/4″	29 9/16″	12″	30″
Whitman Inset	11 9/16″	26 13/16″	14 3/4″	30″

Transom Doors Pricing and Ordering Procedures

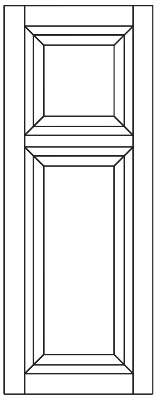

TCP (Transom with both sections Center Panel)

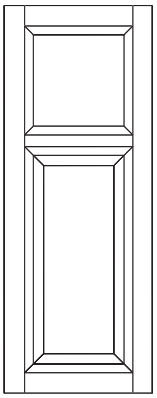

TCG (Transom with Top Cut-for-glass and Bottom Center Panel)

- Cabinets can be ordered with Transom Doors. Clips to attach glass are included.
- The upper section of the door will always have a 12″ tall section, which includes the width of the upper crossrails and the upper opening.
- Authentic End will always be Transom with both sections Center Panel.
- Face Frame and Door on End option will always match the face.
- Center panel standard on lower section. Cut-for-glass Door option available on lower section.
- When Modified Full Overlay modification is selected in conjunction with Transom, the bottom section of door will decrease in height by 1 inch.
- Glass is not included.
- Available on:
  - Decker, Amstead, Gordon, Northrope, Butler, Kirby, Whitman, and Tate.
  - 36″, 39″, 42″, 45″ and 48″ high doors
- Transom with Top for Glass and Bottom Center Panel (TCG) not available on:
  - Corner Walls and Wall Message Centers.
- When a decorative door option is chosen in 20/20 for TCG, TCPCG or TCGCG, Matching Interior Plywood (MIP) is a preselected option. If MIP is not desired, it can be deselected by choosing NOTMIP.

Option Name	Cabinet Height	Price per Door
TCG / TCP	36″	140
TCG / TCP	39″	140
TCG / TCP	42″	140
TCG / TCP	45″	140
TCG / TCP	48″	140

Aluminum Doors



- Available in full overlay and inset styles.
- Inset finial hinges not available on aluminum doors.
- Limited cabinet availability, see chart below for details.
- Must specify Matching Interior if desired. When a decorative door option is chosen in 20/20, Matching Interior Plywood (MIP) is a preselected option. If MIP is not desired, it can be deselected by choosing NOTMIP.
- Specify profile in desired finish and insert. Reference pages H•15-H•17 for profile, finish and insert availability.
- Use of decorative hardware with profile AF006 and Glass or Backpainted Glass insert must be pre-drilled. Refer to Aluminum Frame Door Order Form, page V•9.

Aluminum Doors Availability
B9FH L or R - B48FH
DW_AGS (top door only)
DW, DW_S (top, bottom, or both)
DW_P
EET, EESTWO, EESTW
HP (excluding the pull-out section)
MW
STW12__-STW48__ (top, bottom or both)
STWAG_ (top door only)
U (upper)
U3D
U4D
UOC (upper)
WOBS
W_P
W_ _ _ _24 (Wall Refrigerator)
W9__-W48__
WB
WC
WEC, AEW, AEWFFD, AEW-45, AEWFFD-45
WWR

Aluminum Door Profiles

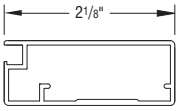

Profile AF003

- Available in the following anodized finishes:
  - Natural Aluminum and Brushed Stainless.
- Available in the following powder coated finishes:
  - Black, White and Oil Rubbed Bronze.
- Specify door to be modified. See order form for details.

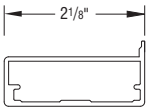

Profile AF006

- Available with backpainted glass insert only.
- Available in the following anodized finishes:
  - Natural Aluminum and Brushed Stainless.
- Available in the following powder coated finishes:
  - Black, White and Oil Rubbed Bronze.
- Specify door to be modified. See order form for details.
- If Decorative hardware drilling is required it must be specified on Glass and Backpainted Glass inserts. Refer to Aluminum Frame Door Order Form, page V•9. Glass inserts are tempered and cannot be drilled after this process.

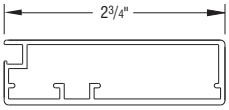

Profile AF007

- Available in the following anodized finishes:
  - Natural Aluminum and Brushed Stainless.
- Available in the following powder coated finishes:
  - Black, White and Oil Rubbed Bronze.
- Specify door to be modified. See order form for details.

Aluminum Door Profiles Pricing

Profile and Finish		Cabinet Height													
Profile	**Natural Aluminum**	**12″**	**15″**	**18″**	**21″**	**24″**	**27″**	**30″**	**33″**	**36″**	**39″**	**42″**	**45″**	**48″**	**51″**
AF003	AF003NA	614	627	641	652	666	678	691	704	715	728	742	753	766	779
AF006	AF006NA	647	663	678	695	710	727	743	759	774	791	806	821	838	853
AF007	AF007NA	627	642	656	669	683	698	710	725	739	752	766	779	795	808

Profile and Finish		Cabinet Height													
Profile	**Brushed Stainless**	**12″**	**15″**	**18″**	**21″**	**24″**	**27″**	**30″**	**33″**	**36″**	**39″**	**42″**	**45″**	**48″**	**51″**
AF003	AF003S	643	659	674	690	705	720	737	752	766	782	798	813	829	844
AF006	AF006S	682	701	720	741	759	777	798	817	837	855	875	896	913	934
AF007	AF007S	675	696	714	733	750	770	789	807	827	845	864	883	902	919

Profile and Finish		Cabinet Height													
Profile	**Rubbed Bronze**	**12″**	**15″**	**18″**	**21″**	**24″**	**27″**	**30″**	**33″**	**36″**	**39″**	**42″**	**45″**	**48″**	**51″**
AF003	AF003RB	702	725	745	766	789	809	830	853	873	896	916	939	960	980
AF006	AF006RB	736	760	784	808	834	859	883	907	931	956	980	1006	1030	1054
AF007	AF007RB	715	738	760	784	806	828	851	873	897	918	942	964	987	1010

Profile and Finish			Cabinet Height													
Profile	**White**	**Black**	**12″**	**15″**	**18″**	**21″**	**24″**	**27″**	**30″**	**33″**	**36″**	**39″**	**42″**	**45″**	**48″**	**51″**
AF003	AF003W	AF003B	702	725	745	766	789	809	830	853	873	896	916	939	960	980
AF006	AF006W	AF006B	736	760	784	808	834	859	883	907	931	956	980	1006	1030	1054
AF007	AF007W	AF007B	715	738	760	784	806	828	851	873	897	918	942	964	987	1010

Inserts for Aluminum Doors

Inserts are required for the preceding aluminum door profiles

Glass	Modification
Clear Glass	AF_CLEAR
Satin Glass	AF_SATIN

Backpainted Glass Finish	Modification
White Gloss	AF_WHITE_GLO
White Matte	AF_WHITE_MAT
Bronze Gloss	AF_BRONZE_GLO
Bronze Matte	AF_BRONZE_MAT

Metallic Inserts	Modification
Aluminum Laminate	AF_ALUMINUM
Brushed Stainless Laminate	AF_STAINLESS
Platinum Ice Acrylic	AF_PLATINUM

Insert Finish	Cabinet Height													
	12″	15″	18″	21″	24″	27″	30″	33″	36″	39″	42″	45″	48″	51″
Clear glass	333	338	343	349	356	360	367	372	376	384	390	395	401	406
Satin glass	358	369	381	394	405	416	429	440	451	464	476	490	501	512
Backpainted glass - gloss	401	423	445	469	492	513	538	560	582	604	627	650	672	696
Backpainted glass - matte	444	477	511	545	578	611	646	679	712	747	780	813	848	880
Metallic Inserts	444	477	511	545	578	611	646	679	712	747	780	813	848	880

Decorative Glass Insert Pricing

Art Glass Inserts (Pricing is for glass only)

Style	Panel Thickness	Caming Material	Modification Code	HEIGHT												
				12″	15″	18″	21″	24″	27″	30″	33″	36″	39″	42″	45″	48″
Anson	1/4″	Zinc Black Patina	ANSO_ _	N/A	448	448	497	497	497	497	547	547	547	547	598	598
Avalon	1/4″	Zinc	AVAL_ _	N/A	1060	1060	1073	1073	1100	1140	1169	1169	1219	1219	1290	1290
Beckett	1/4″	Zinc Black Patina	BECK_ _	N/A	1140	1140	1140	1169	1169	1181	1208	1208	1236	1236	1258	1258
Bennington Brass	1/4″	Brass	BENB_ _	N/A	995	1008	1008	1031	1031	1073	1140	1140	1169	1169	1236	1236
Bennington Patina	1/4″	Zinc Black Patina	BENP_ _	N/A	1046	1068	1096	1133	1133	1171	1256	1256	1319	1319	1381	1381
Delray	1/4″	Zinc	DELR_ _	N/A	750	750	750	777	803	834	857	857	872	872	899	899
Emery*	1/4″	Copper	EMER_ _	N/A	N/A	1181	1208	1208	1208	1249	1272	1272	1313	1313	1380	1380
Foster	1/4″	Zinc	FOST_ _	N/A	N/A	1524	1535	1560	1582	1607	1642	1642	1678	1678	1738	1738
Merrimack	1/4″	Zinc Black Patina	MERR_ _	N/A	N/A	1302	1313	1313	1327	1353	1410	1410	1464	1464	1516	1516
Serafina	1/4″	Brass	SERA_ _	N/A	870	893	893	893	893	940	984	984	1010	1010	1057	1057
Stratton	1/4″	Brass	STRA_ _	N/A	538	552	578	578	590	590	605	605	605	605	616	616
Waterbury	1/4″	Zinc Black Patina	WATE_ _	N/A	533	533	590	590	590	590	651	651	651	651	711	711
Westerly	1/4″	Zinc	WEST_ _	N/A	857	872	872	872	887	887	899	899	926	926	953	953
Wickford	1/4″	Zinc	WICK_ _	N/A	504	504	561	561	561	561	616	616	616	616	673	673
Winslet	1/4″	Zinc Black Patina	WISL_ _	N/A	1181	1181	1181	1208	1208	1249	1272	1272	1313	1313	1380	1380
Wright	1/4″	Zinc Black Patina	WRIG_ _	N/A	1236	1236	1236	1249	1272	1302	1353	1353	1396	1396	1449	1449

*Not available in 9″, 12″, 27″, or W24 wide cabinets.
Art Glass not available on: Base Rotating Deep Bin, Transom Door Cabinets, Corner Wall Cabinets, 9″ wide cabinets, Wall Top Hinge with Stay Lift Cabinets, Lazy Susan Base Cabinets, Square Base Corner Cabinets, Super Space Saver Cabinets, Super Lazy Susan Base Cabinets, Diagonal Square Base Corner 33″ Cabinets, and Diagonal Super Space Saver 33″ Cabinets.
Glass will be shipped directly to the order destination from the glass manufacturing facility within standard lead times.
Cut-for-glass (CG) door must be ordered separately.

Textured Glass Inserts (Pricing is for glass only)

Style	Panel Thickness	Modification Code	HEIGHT												
			12″	15″	18″	21″	24″	27″	30″	33″	36″	39″	42″	45″	48″
Antique†	1/8″	ANTQ_ _	385	385	385	385	385	385	488	586	586	684	684	728	728
Beveled†	1/4″	BEVE_ _	304	304	304	304	304	383	448	511	511	572	572	622	622
Beveled Fog†	1/4″	BEVF_ _	385	385	385	385	385	385	488	586	586	684	684	728	728
Bronze Fabric	3/16″	MBRF_ _	741	741	741	741	741	741	870	1078	1078	1304	1304	1431	1431
Centurian	1/8″	CENT_ _	279	279	279	310	310	310	310	340	340	340	340	370	370
Clear†	1/8″	CLEA_ _	213	213	213	262	262	325	325	375	375	460	460	460	460
Diamond Lattice†	1/8″	DIAL_ _	304	304	304	304	304	304	336	383	383	448	448	497	497
Frost†	5/32″	FROS_ _	336	336	336	336	336	336	383	476	476	544	544	622	622
Hammered	5/32″	HAMM_ _	182	182	182	202	202	202	202	221	221	221	221	241	241
Kinetic†	1/4″	KINE_ _	465	465	465	465	465	465	556	675	675	791	791	883	883
Morisco†	1/8″	MORS_ _	465	465	465	465	465	465	556	675	675	791	791	883	883
Reeded†	5/32″	REED_ _	363	363	363	363	363	363	405	464	464	523	523	605	605
Ridge†	1/8″	RIDG_ _	363	363	363	363	363	363	405	464	464	523	523	605	605
Seeded	9/32″	SEED_ _	544	544	544	544	544	544	622	766	766	893	893	1037	1037
Silhouette	1/8″	SILH_ _	279	279	279	310	310	310	310	340	340	340	340	370	370

†Not available in W912 L or R, W1212 L or R, W2412 and W2712.
The following glass inserts are not available on 12″ wide Transom Door Cabinets: Seeded and Metallic Bronze Fabric.
Textured Glass not available on: Base Rotating Deep Bin, 9″ wide cabinets, Corner Wall Cabinets, Lazy Susan Base Cabinets, Square Base Corner Cabinets, Super Space Saver Cabinets, Super Lazy Susan Base Cabinets, Diagonal Square Base Corner 33″ Cabinet, and Diagonal Super Space Saver 33″ Cabinet.
Glass will be shipped directly to the order destination from the glass manufacturing facility within standard lead times.
Cut-for-glass (CG) door must be ordered separately.

Decorative Art Glass Doors*

Anson

Avalon

Beckett

Bennington Brass

Bennington Patina

Delray

Emery

Foster

Merrimack

Serafina

Stratton

Waterbury

Westerly

Wickford

Winslet

Wright

*Suggested for use with Square door styles

Decorative Textured Glass Doors

Antique
Clear glass with surface striations simulating the texture and appearance of popular mouthblown antique glass. Uniform thickness, color, texture, highly transparent.

Beveled*
1/4″ clear glass with a 1 1/4″ bevel. Transparent in appearance.

Beveled Fog
1/4″ gray tinted tempered glass with a 1″ beveled edge.

Centurian
1/8″ frost etched glass. Not recommended for use with Mullion Doors.

Clear
Clear glass.

Diamond Lattice
Laminated clear glass with a diamond wire pattern interlayer. Transparent in appearance.

Frost
Clear glass with one surface "acid etched" to create a frosted appearance. Translucent in appearance.

Hammered
5/32″ hammered glass.

Kinetic
5/32″ obscure tempered glass with a random, vertical pattern resembling small twigs.

Bronze Fabric
Laminated clear glass with a metallic bronze fabric interlayer. Translucent in appearance.

Morisco
5/32″ obscure tempered glass with a unique, raised, repetitive pattern.

Reeded
Clear glass with 1/2″ flutes or reeds. Transparent in appearance.

Ridge Glass
5/32″ tempered glass with 1/8″ vertical reeds—obscure in appearance.

Seeded
Clear textured 9/32″ glass with "seeds," small air bubbles trapped in the glass at random. Transparent in appearance.

Silhouette
1/8″ frost etched glass. Suggested to use with square doors. Not recommended for use with Mullion Doors. Transparent in appearance.

*Suggested for use with Square door styles. Not suggested for use with Landry.

Anson

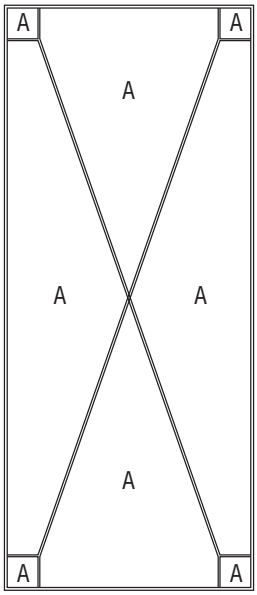

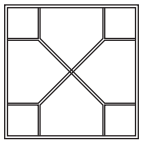

Glass Types:
A) Clear Seedy 100SDY

Metal Types:
3/16″ H-Ch Zinc Proglaze2 (all) Black Patina Finish

Minimum Width 6″
Minimum Height 6″

Avalon

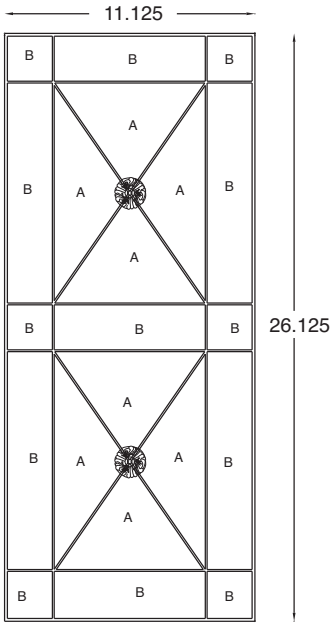

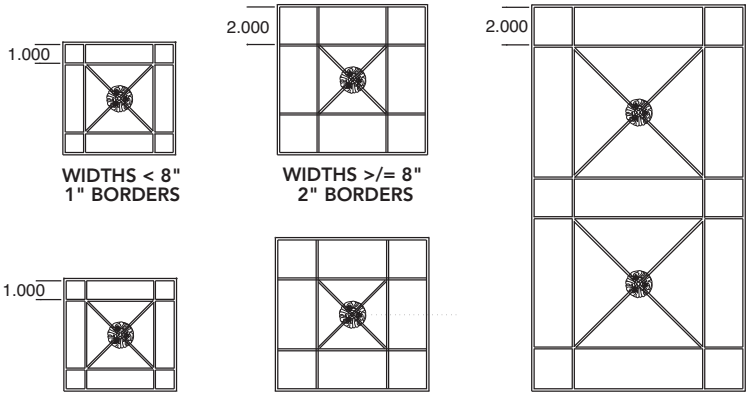

METAL ROSETTE APPLICATION

Glass Types:
A) Clear Waterglass 100W
B) 1/8″ Clear

Metal Types:
3/16″ H-CH Zinc PROGLAZE2 (All)

Minimum Width 5 1/2″
Minimum Height 5 1/2″

Beckett

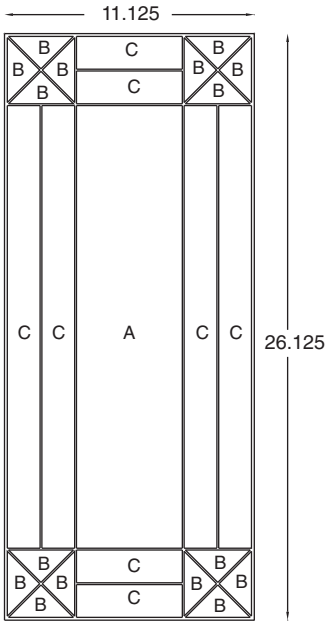

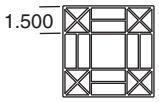

WIDTH OR HEIGHT < 11"
1 1/2" BORDERS

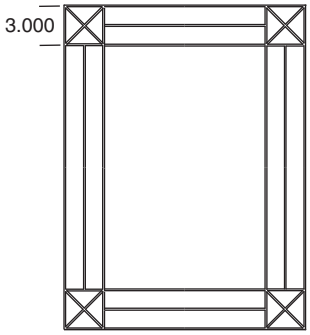

WIDTH OR HEIGHT >/=11"
3" BORDERS

Glass Types:
- A) 3/16″ Clear
- B) Frost ETCH 100
- C) Seedy Clear 100SDY

Metal Types:
- 3/16″ H-CH ZINC PROGLAZE2 (All) Patina

Minimum Width 5 1/2″
Minimum Height 5 1/2″

Bennington Brass

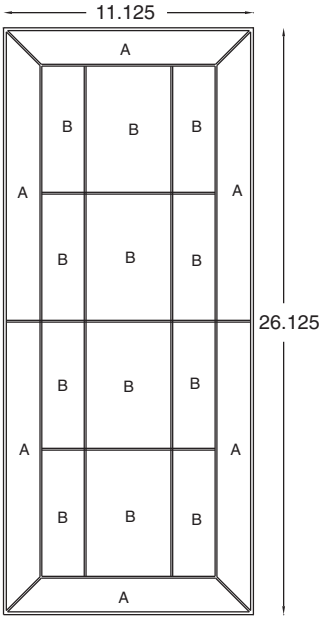

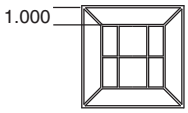

HEIGHTS < 12"
1 HORIZONTAL BREAK
1" BORDERS

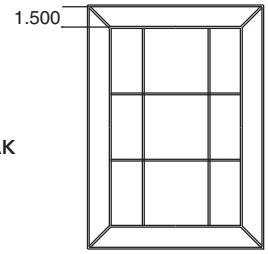

HEIGHTS > 12" TO 24"
2 HORIZONTAL BREAKS
1 1/2" BORDERS

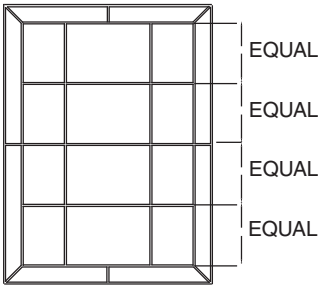

HEIGHTS > 24"
3 HORIZONTAL BREAKS
1 1/2" BORDERS



To Determine Vertical Break Placement:
Formats with 1" Borders = (Width - 2.57) x .25
Formats with 1 1/2" Borders = (Width - 3.57) x .25

Glass Types:
- A) 1/8″ Clear
- B) Clear Artique 100A

Metal Types:
- 3/16″ H-CH Zinc PROGLAZE2 (All)

Minimum Width 5 1/2″
Minimum Height 5 1/2″
Widths < 12″ = 1″ Borders

Bennington Patina

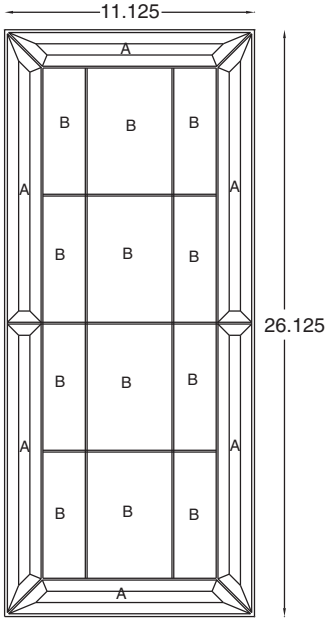

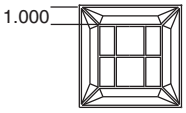

HEIGHTS < 12"
1 HORIZONTAL BREAK
1" BORDERS

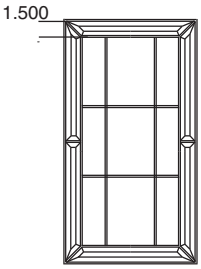

HEIGHTS > 12" TO 24"
2 HORIZONTAL BREAKS
1 1/2" BORDERS

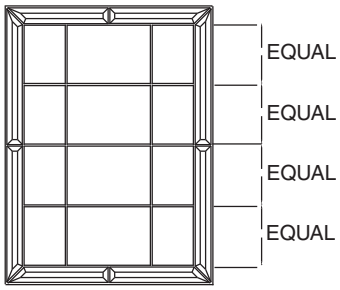

HEIGHTS > 24"
3 HORIZONTAL BREAKS
1 1/2" BORDERS

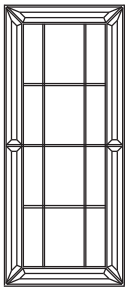

All Formats 2 Vertical Breaks.
To Determine Vertical Break Placement:
Formats with 1" Borders = (Width - 2.57) x .25
Formats with 1 1/2" Borders = (Width - 3.57) x .25

Glass Types:
- A) 3/16″ Clear W/1/2″ Bevel
- B) Clear Artique 100A

Metal Types:
- 3/16″ H-CH Zinc PROGLAZE2 (All) Patina

Minimum Width 5 1/2″
Minimum Height 5 1/2″
Widths < 12″ = 1″ Borders

Delray

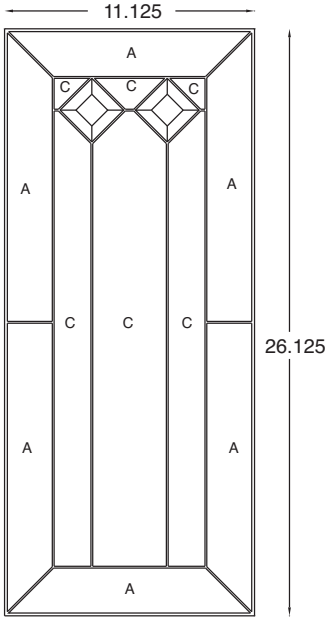

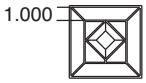

WIDTHS OR HEIGHTS < 8"
1" BORDERS

WIDTHS 5 1/2" TO 10"
1 COLUMN

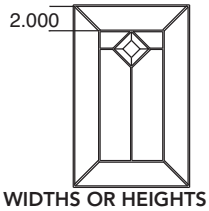

WIDTHS OR HEIGHTS > 8"
2" BORDERS

WIDTHS 10" TO 13"
2 COLUMNS



WIDTHS > 13"
3 COLUMNS



Glass Types:
- A) Clear Sparkolite
- B) 3/16″ Clear W/1/2″ Bevel
- C) 1/8″ Clear

Metal Types:
- 3/16″ H-CH Zinc PROGLAZE2 (All)

Minimum Width 5 1/2″
Minimum Height 5 1/2″

Emery

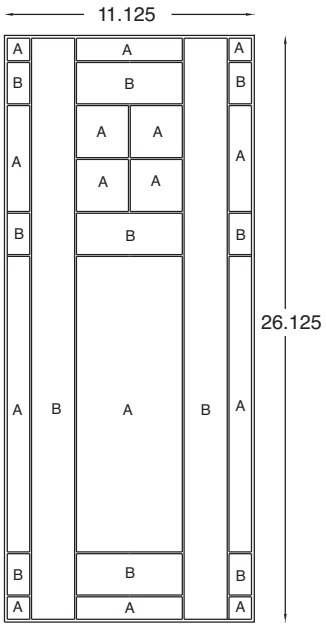

HEIGHT ADJUSTMENT

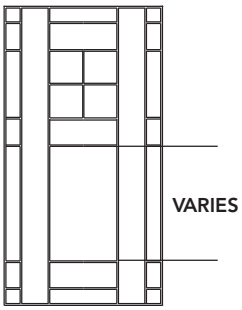

MINIMIZED DESIGN

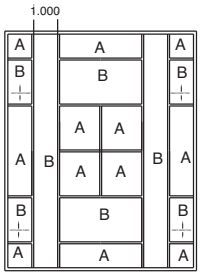

WIDTHS > 8"-11"
1" VERTICAL COLUMNS

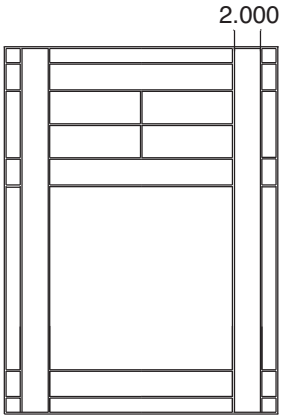

WIDTHS >11"
2" VERTICAL COLUMNS
FULL DESIGN

Glass Types:
- A) Clear Artique 100A
- B) Thin Reeded Clear 1/8″ Reeds # 4034

Metal Types:
- 3/16″ H-CH Copper PROGLAZE2

Minimum Width 8″
Minimum Height 10″
(N/A in 9″, 12″, 15″ Wide)
(N/A in 12″ & 15″ High)

Foster

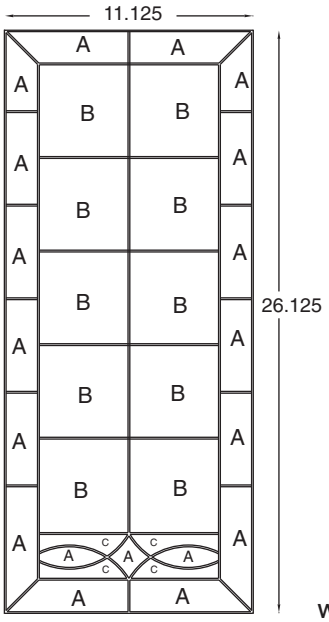

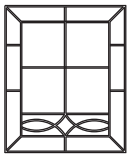

HEIGHT < 13"
2 DIVISIONS

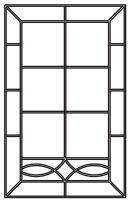

HEIGHT >/= 13"
3 DIVISIONS

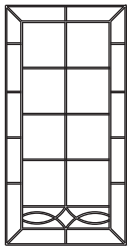

HEIGHT >/= 19"
4 DIVISIONS



HEIGHT >/= 26"
5 DIVISIONS

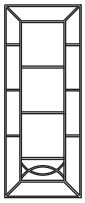

WIDTHS < 8"
1 VERTICAL COLUMN

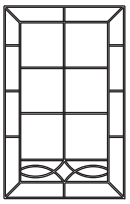

WIDTHS >/=8" < 12"
2 VERTICAL COLUMNS

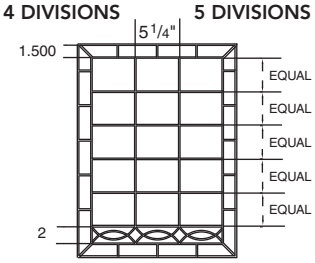

WIDTHS >/=12"
3 VERTICAL COLUMNS

Glass Types:
- A) Clear & White, Translucent "Feather" 307S
- B) Clear Rough Rolled 100 RR
- C) Frost Etch 100W

Metal Types:
- 3/16″ H-CH Zinc PROGLAZE2 (All)

Minimum Width 5 1/2″
Minimum Height 9″
(N/A In 12″–15″ High)

Merrimack

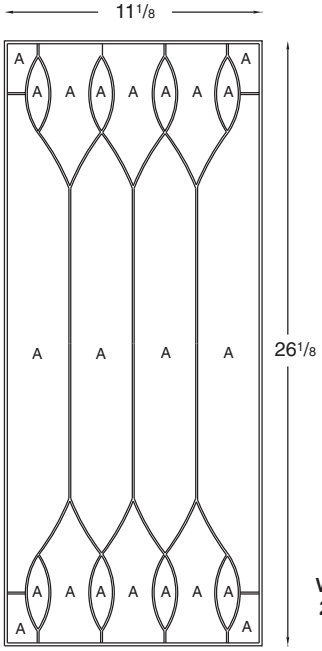

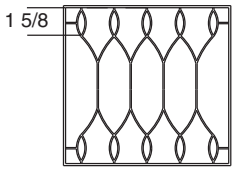

HEIGHTS < 10"

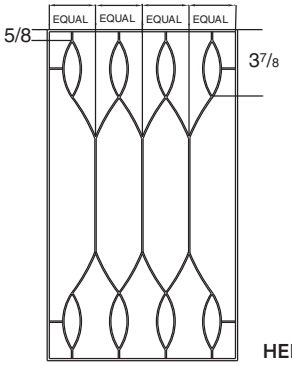

HEIGHTS > 10"

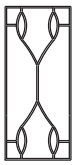

WIDTHS < 10"
2 COLUMNS



WIDTHS>/= 10" < 13"
3 COLUMNS



WIDTHS>/= 13" < 16"
4 COLUMNS



WIDTHS >/= 16"
5 COLUMNS

Glass Types:
A) Clear Baroque BR/CLR

Metal Types:
3/16″ H-CH Zinc PROGLAZE2 (Patina)

Minimum Width 5 1/2″
Minimum Height 7″

Serafina

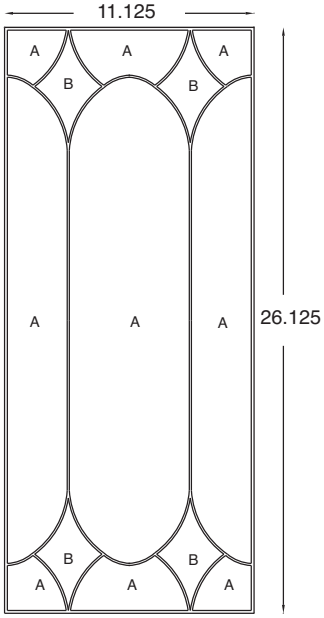

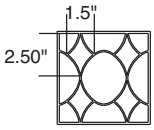

HEIGHTS 5 1/2" UP TO 12"
USE 2 1/2" STAR

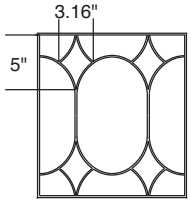

HEIGHTS > 12"
USE 5" STAR

WIDTHS > 5 1/2"-8"
1 COLUMN

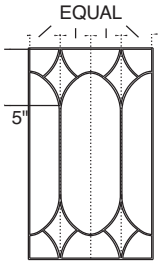

WIDTHS > 8" TO 15"
2 COLUMNS



WIDTHS > 15"
3 COLUMNS

Glass Types:
A) Clear Artique 100-A
B) Clear Granite 100G

Metal Types:
3/16″ H-CH Brass PROGLAZE2 (All)

Minimum Width 5 1/2″
Minimum Height 5 1/2″

Stratton

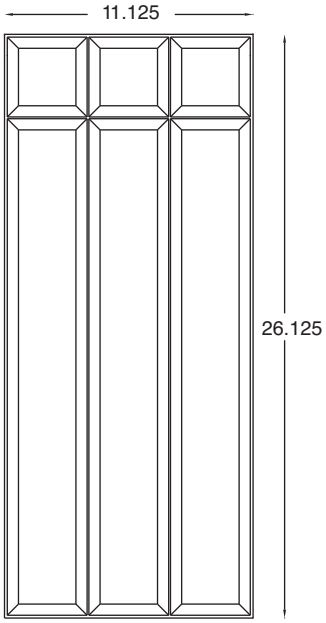

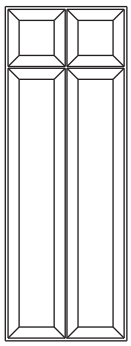

WIDTH < 8"
2 COLUMNS

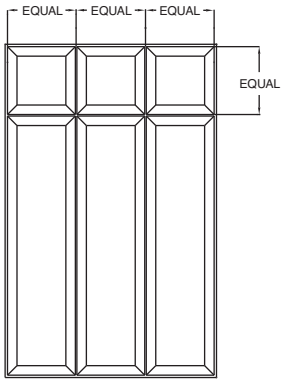

WIDTH >/= 8" TO 16"
3 COLUMNS

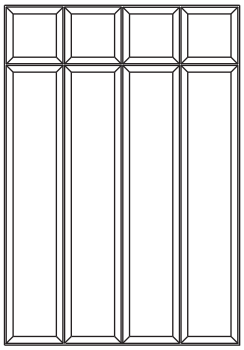

WIDTH >/= 16"
4 COLUMNS

Glass Types:
A) 3/16″ Clear W/1/2″ Bevel (All)

Metal Types:
3/16″ HC-H Brass PROGLAZE2 (All)

Minimum Width 5 1/2″
Minimum Height 5 1/2″

Waterbury

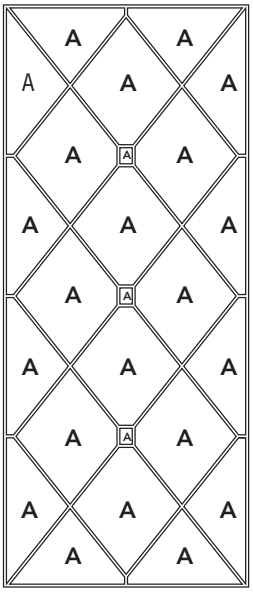

CENTER SQUARE SHAPE IS DETERMINED
UPON HEIGHT AND WIDTH OF UNIT

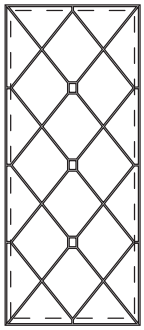

= DAY LIGHT OPENING

HEIGHTS >20"
3 CENTER SQUARES
22 LITE FULL DESIGN

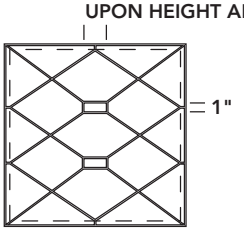

HEIGHTS >14" to 20"
2 CENTER SQUARES
17 LITE CONFIGURATION

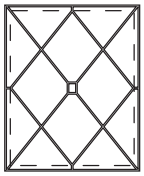

HEIGHTS 6" TO 14"
1 CENTER SQUARE
12 LITE CONFIGURATION

Glass Types:
A) Clear Waterglass 100W

Metal Types:
3/16″ H-Ch Zinc Proglaze2 (all)
Black Patina Finish

Minimum Width 6″
Minimum Height 6″

Westerly

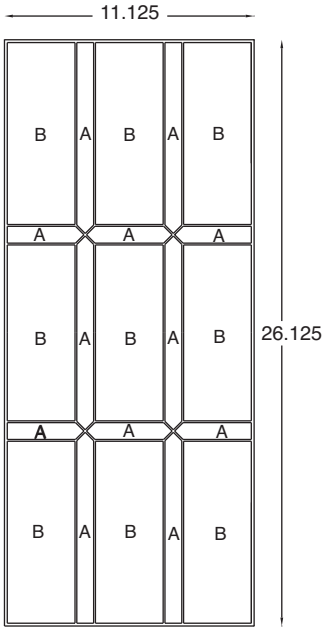

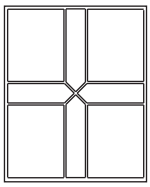

HEIGHT 5 1/2" TO 9"
1 HORIZONTAL COLUMN CENTERED

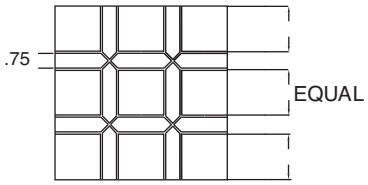

HEIGHT >/= 15"
2 HORIZONTAL COLUMNS
EQUALLY SPACED

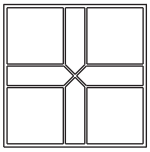

WIDTH 5 1/2" TO 9"
1 VERTICAL COLUMN CENTERED



WIDTHS > 9"
2 VERTICAL COLUMNS
EQUALLY SPACED

Glass Types:
- A) Clear Glue Chip
- B) 1/8″ Clear

Metal Types:
- 3/16″ H-CH Zinc PROGLAZE2 (All)

Minimum Width 5 1/2″
Minimum Height 5 1/2″

Wickford

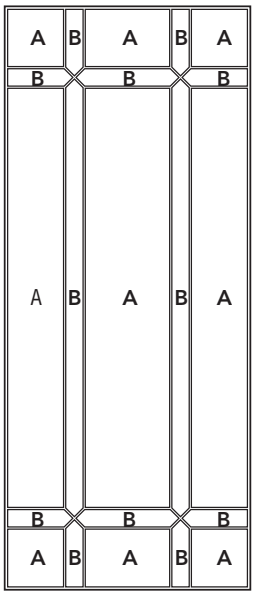

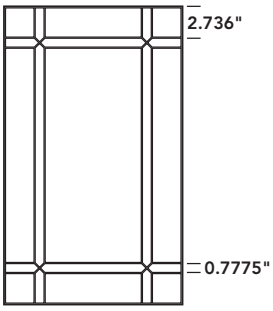

WIDTHS >9"
2 VERTICAL COLUMNS

WIDTHS 6 1/2" TO 9"
1 VERTICAL COLUMN
CENTERED

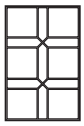

Glass Types:
- A) Clear Artique 100A
- B) Clear Granite 100G

Metal Types:
- 3/16″ H-Ch Round Zinc Proglaze2 (all)

Minimum Width 6 1/2″
Minimum Height 10″

Winslet

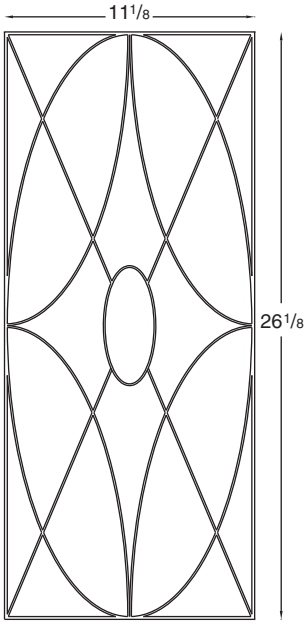

CENTER ELLIPSE
Y = HEIGHT X .205
X = WIDTH X .205



HEIGHTS < 10"
NO CENTER ELLIPSE



HEIGHTS > 10"
CENTER ELLIPSE



WIDTHS < 10"
NO CENTER ELLIPSE

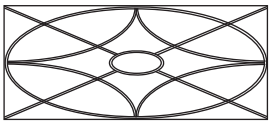

WIDTHS > 10"
CENTER ELLIPSE

Glass Types:
A) 1/8″ Clear Artique 100A (All)

Metal Types:
3/16″ H-CH Zinc PROGLAZE2 (All) Patina

Minimum Width 5 1/2″
Minimum Height 5 1/2″

Wright

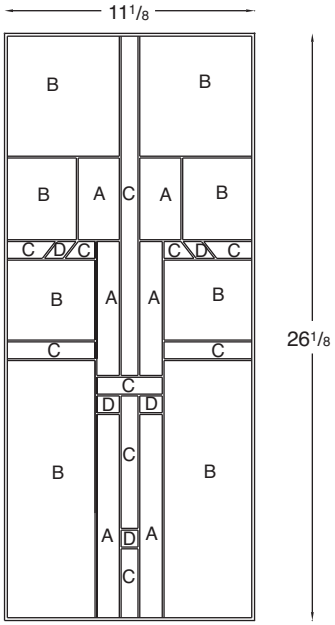

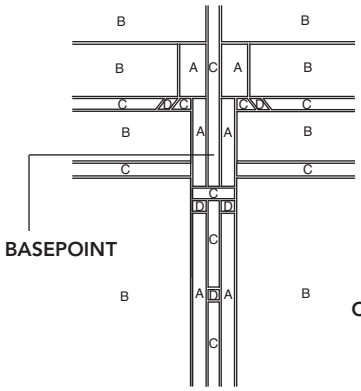

COMPONENT A
WIDTHS 9" >
HEIGHTS 10" & >

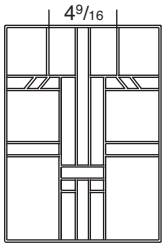

COMPONENTS PLACED ON
FORMAT MIDPOINT

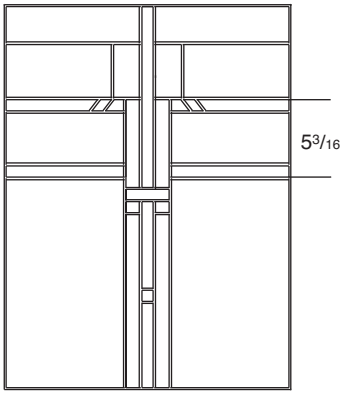

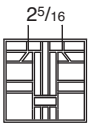

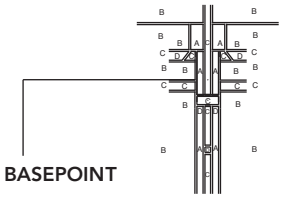

COMPONENT B
WIDTHS < 9"
HEIGHTS < 10"

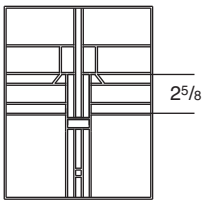

Glass Types:
A) Sparkolite (Crystal Ice)
B) Clear Rough Rolled 100RR
Clear Artique
D) Light Amber and White Translucent 317-1S

Metal Types:
3/16″ H-CH Zinc PROGLAZE2 (All) Patina

Minimum Width 5 1/2″
Minimum Height 5 1/2″

Notes

STORAGE SOLUTIONS REFERENCE CHART

Wall Cabinets	Description	3″	6″	9″	12″	15″	18″	19″	21″	24″	27″	30″	33″	36″	37"	39"	42″	45″	48″	54″	60″	72″	Page
W_____24PO L or R, W_____24PO	Wall Refrigerator Pull-out Cabinet													•	•	•							J•49
WBCPO_ _ _, OL	Wall Box Column Pull-out (Plain, Overlay)	•	•																				J•103
WBCPOKCUP	Wall Box Column Pull-out w/K-Cup	•																					J•105
WEAS__30 L or R, WEAS__30	Wall Easy Access Storage Cabinet					•	•					•		•									J•13
WMC_____ L or R	Wall Message Center	•																					J•90
WOBS__36	Wall Organizer & Bookshelf									•		•		•									J•92
WSP_____	Wall Spice Pull-out Cabinet			•	•																		J•101
WSRC21__ L or R	Wall Spice Rack Cabinet								•														J•102
WWR__30	Wall Cabinet w/Wine Rack									•		•		•									J•92
Hearths																							
HPP12__ L or R	Hearth Pier Pull-out				•																		K•23
Base Cabinets																							
2DB__RT	Two Drawer Base w/Roll Trays						•		•	•	•	•	•	•									L•33
2DB36PDO	Two Drawer Base w/Pegged Dish Organizer													•									L•32
2DB36RTPDO	Two Drawer Base w/Roll Tray & Pegged Dish Organizer													•									L•33
3CDB36	Three Corner Drawer Base													•									L•78
3DB__WTCD	Three Drawer Base w/Wood Tiered Cutlery Divider					•	•		•	•		•		•									L•29
3DB18CHGDRW	Three Drawer Base w/Charging Drawer						•																L•31
3DB18KCUP	Three Drawer Base w/Wood Tiered K-Cup Drawer						•																L•30
4DB__CIW	Four Drawer Base w/Cutlery Insert Wood Dividers					•	•		•	•													L•26
4DB__WTCD	Four Drawer Base w/Wood Tiered Cutlery Divider					•	•		•	•		•		•									L•25
4DB18CHGDRW	Four Drawer Base w/Charging Drawer						•																L•27
4DB18KCUP	Four Drawer Base w/Wood Tiered K-Cup Drawer						•																L•26
B__CIW L or R, B24CIW	Base w/Cutlery Insert Wood Dividers					•	•		•	•													L•9
B__FHMIXSC L or R	Base w/Mixer Shelf						•		•	•													L•89
B__FSCO L or R	Base w/Food Storage Container Organizer						•			•													L•11
B__PS	Base Pot & Pans Storage									•		•		•									L•35
B__PSB L or R	Base w/Plastic Storage Bins					•	•																L•89
B__RTCIW L or R, B24RTCIW	Base w/Cutlery Insert Wood Dividers & Roll Trays					•	•		•	•													L•10
B__RTLO	Base w/Drawer & Lid Organizer & Roll Trays											•	•	•									L•36
B__RTWTCD L or R, B__RTWTCD	Base w/Wood Tiered Cutlery Divider & Roll Trays					•	•		•	•		•		•									L•8
B__SD L or R	Base w/Spice Drawer						•			•													L•94
B__TDRO L or R	Base w/Roll-out Tray Divider				•	•																	L•84
B__WTCD L or R, B__WTCD	Base w/Wood Tiered Cutlery Divider					•	•		•	•		•		•									L•7
B18CHGDRW L or R	Base w/Charging Drawer						•																L•5
B18CHGDRWRT L or R	Base w/Roll Trays & Charging Drawer						•																L•7
B18KCUP L or R	Base w/Wood Tiered K-Cup Drawer						•																L•10
B18KCUPRT L or R	Base w/Wood Tiered K-Cup Drawer & Roll Trays						•																L•11
B72SDIDSK	Base Sliding Door Island Cabinet w/Sliding Desk																					•	L•79
BBCPO_, OL	Base Box Column Pull-out (Plain, Overlay)	•	•																				L•90
BBS18 L or R	Base w/Bottle Storage						•																L•101
BC__PO L or R	Base Corner Pull-out																	•	•				L•61
BCC__BB	Base Cooking Center w/Bread Board											•		•			•		•				L•37
BCFW__CPO L or R	Base Corner Full Width w/Arched Pull-out																	•	•				L•63
BCFW__PO L or R	Base Corner Full Width Pull-out																	•	•				L•62
BCFW2D48CRVPO L or R	Two Drawer Base Corner Full Width w/Curve Pull-out																		•				L•66
BCFW48SP L or R	Base Corner Full Width w/Roll Trays & Swing-out																		•				L•63
BCFWFH__CPO L or R	Full Height Base Corner Full Width w/Arched Pull-out																	•	•				L•64
BCFWFH48CRVPO L or R	Full Height Base Corner Full Width w/Curve Pull-out																		•				L•66
BCOPP12	Base Container Organization Pantry				•																		L•94
BMC24 L or R	Base Message Center	•																					L•109
BPCS36	Base Pantry Can Storage													•									L•37
BPP__	Base Pantry Pull-out			•	•	•	•																L•91
BPPP24 L or R, BPPP__	Base Pots & Pans Pull-out									•		•											L•35
BRDB36 L or R	Base Rotating Deep Bin													•									L•77

•Available widths

Storage Solutions

Base Cabinets (cont'd)	Description	3″	6″	9″	12″	15″	18″	19″	21″	24″	27″	30″	33″	36″	37"	39"	42″	45″	48″	54″	60″	72″	Page
BSC30 PR, R, RP, RS, SR	Base SuperCabinet™											•											L•20
BSC36 PRP, PRS, SRP, SRS	Base SuperCabinet™													•									L•21
BSP__PG	Base Spice Pull-out				•	•																	L•92
BTDPP_ _	Base Tray Divider Pantry Pull-out			•	•																		L•93
BUPP_ _	Base Utensil Pantry Pull-out			•	•																		L•92
BUPPKB_ _	Base Utensil Pantry Pull-out w/Knife Block				•	•																	L•93
BWB_ _	Base Wastebasket					•	•		•	•													L•95
BWB_ _BB	Base Wastebasket w/Bread Board					•	•		•	•													L•97
BWB_ _FH	Base Wastebasket Full Height					•	•		•	•													L•96
BWB_ _FHRT2	Base Wastebasket Full Height w/Roll Tray					•	•																L•97
BWB_ _WTCD	Base Wastebasket w/Wood Tiered Cutlery Divider					•	•		•	•													L•98
BWB18CHGDRW	Base Wastebasket w/Charging Drawer						•																L•99
BWB18KCUP	Base Wastebasket w/Wood Tiered K-Cup Drawer						•																L•98
CNTYSB__CM	Country Sink Base w/CabMat™											•	•	•									L•49
SB__CM	Sink Base Double Door w/CabMat™											•	•	•									L•39
SB__S	Sink Base SuperCabinet™											•	•	•									L•45
SB__SCM	Sink Base SuperCabinet™ w/CabMat™											•	•	•									L•46
SB__STCM	Sink Base w/Tilt-out Trays & CabMat™											•	•	•									L•42
SB__STS	Sink Base SuperCabinet™ w/Tilt-out Tray											•	•	•									L•46
SB__STSCM	Sink Base SuperCabinet™ w/Tilt-out Trays & CabMat™											•	•	•									L•47
SB36CDY L or R	Sink Base Double Door w/Caddy													•									L•39
SB36SCDY L or R	Sink Base SuperCabinet™ w/Caddy													•									L•45
SB36STCDY L or R	Sink Base w/Tilt-out Tray & Caddy													•									L•42
SB36STSCDY L or R	Sink Base SuperCabinet™ w/Tilt-out Tray & Caddy													•									L•47
SLSCR____ L or R	Super Lazy Susan w/Chrome Rail												•	•									L•76
SLSCR__RS L or R	Super Lazy Susan w/Chrome Rail & Reduced Shelf												•	•									L•72
SLSCR36CD L or R	Super Lazy Susan w/Chrome Rail & Corner Drawer													•									L•77
Tall Cabinets																							
PY36__24	Pantry Unit													•									M•29
TPP____24, TPP____24 L or R	Tall Pantry Pull-out			•	•	•	•																M•26
UOC24___ L or R, UOC24___	Utility Organizer Cabinet									•													M•31
UOCDZ24__9	Utility Organizer Drop Zone Cabinet									•													M•39
Vanity Cabinets																							
6VSDB____21WTV L or R, 6VSDB____21WTV	Vanity Console Drawer Base w/Six Drawers & Wood Tiered Vanity Drawer																•		•	•	•		P•36
LCRH188421 L or R	Linen Closet w/Removable Hamper						•																P•51
VBP1234.5	Vanity Base Pull-out				•																		P•13
Modifications																							
CMAT1	CabMat™											•	•	•									G•37
CMAT2	CabMat™									•	•	•	•	•									G•37
DRWTK	Toekick Drawer				•	•	•		•	•	•	•	•	•									G•30

•Available widths

How to Use Your Kemper Emerge Price List

Your Kemper Emerge price guide contains charts with prices for each cabinetry product, arranged according to an alphabetical code. Use the chart below to determine the price code for your preferred cabinetry style.

Then refer to the various sections of this binder to find the types and sizes of cabinets required. Read across each chart to the column that corresponds to your style's price code to determine the price for each unit.

All Wall Cabinets are 12″ deep unless otherwise noted.

For example, if you want a wall cabinet that is 12″ wide and 30″ high in the Kirby Cherry style, you would
- Find the price code for Kirby Cherry ("3" in the chart below)
- Refer to the "Wall Cabinets" section of this binder
- Locate product code W1230 L or R (W = wall, 12 = width in inches, 30 = height in inches)
- Read across the chart in the same row to column 3 to find the price for this model in Kirby Cherry

Door Styles	Alder	Cherry	Maple	MDF	Quartersawn Oak	Rustic Alder	Walnut
Amstead NEW	3	5	3		5	3	6
Burke	3	5	3		5	3	6
Burke Beaded Inset	3+15%	5+15%	3+15%		5+15%	3+15%	6+15%
Burke Inset	3+15%	5+15%	3+15%		5+15%	3+15%	6+15%
Butler NEW	4	6	4		6	4	7
Caprice NEW	4	6	4	1	6		7
Caprice Beaded Inset NEW				1+15%			
Caprice Inset NEW				1+15%			
Decker	2	4	2		4	2	6
Decker Beaded Inset	2+15%	4+15%	2+15%		4+15%	2+15%	6+15%
Decker Inset	2+15%	4+15%	2+15%		4+15%	2+15%	6+15%
Gordon	1	3	1		3	1	5
Gordon Beaded Inset	1+15%	3+15%	1+15%		3+15%	1+15%	5+15%
Gordon Inset	1+15%	3+15%	1+15%		3+15%	1+15%	5+15%
Kirby	1	3	1		3	1	5
Kirby Beaded Inset	1+15%	3+15%	1+15%		3+15%	1+15%	5+15%
Kirby Inset	1+15%	3+15%	1+15%		3+15%	1+15%	5+15%
Landry	5	6	5		6	5	7
Landry Beaded Inset	5+15%	6+15%	5+15%		6+15%	5+15%	7+15%
Landry Inset	5+15%	6+15%	5+15%		6+15%	5+15%	7+15%
Northrope NEW	3	5	3		5	3	6
Shanley	1	3	1		3	1	5
Shanley Beaded Inset	1+15%	3+15%	1+15%		3+15%	1+15%	5+15%
Shanley Inset	1+15%	3+15%	1+15%		3+15%	1+15%	5+15%
Tate	2	4	2		4	2	6
Tate Beaded Inset	2+15%	4+15%	2+15%		4+15%	2+15%	6+15%
Tate Inset	2+15%	4+15%	2+15%		4+15%	2+15%	6+15%
Vinson	2	4	2		4	2	6
Vinson Beaded Inset	2+15%	4+15%	2+15%		4+15%	2+15%	6+15%
Vinson Inset	2+15%	4+15%	2+15%		4+15%	2+15%	6+15%
Whitman NEW	1	3	1		3	1	5
Whitman Beaded Inset NEW	1+15%	3+15%	1+15%		3+15%	1+15%	5+15%
Whitman Inset NEW	1+15%	3+15%	1+15%		3+15%	1+15%	5+15%

Kemper Emerge Modification Option Descriptions

Your Kemper Emerge price guide contains charts with modification option codes for each applicable cabinetry product. Reference the listing below to identify the modification description.

Door & Drawer Options

Option	Description
AF	Aluminum Door
AOMD	Automatic Opening Mechanism for Lift Up System
CC	Craftsman Door
CG	Cut-for-glass
GAMD	Gallery Mullion Door
HC	Horizon Door
IFHG	Inset Finial Hinges
MC	Mission Door
MD	Mullion Door
MFO	Modified Full Overlay
PRMD	Prairie Mullion Door
SHMD	Shaker Mullion Door
SPLITDR	Split Doors
SPLITDRWS	Split Drawers
TCG	Transom w/Top Cut-for-glass and Bottom Center Panel
TCP	Transom w/both sections Center Panels

End Panel Options

Option	Description
AUTH	Authentic Flush End
CSFPE	Car Siding Flush Panel End
EXBK	End Extended Back
EXDN	Wall End and Back Extended Down
FFD	Face Frame and Door on End
FL/FR	Finished Ends
FPE	Flush Panel End
INTGE	Integral End
IPE	Inset Panel Ends

Custom Modification Options

Option	Description
ADD_SHLF	Add Shelf
ADDTK	Add Toekick
ADRW	Add Drawer Below Wall Unit
BVR	Bottom Valance Rail
CBO	Cabinet Box Only
CCO	Cabinet Case Only
CFNTO	Cabinet Front Only
CFRMO	Cabinet Frame Only
CLIP	Clipped Corner
CND	Cabinet No Door
CSDGBK	Car Siding Back
EX	Extended Stile
EX_OL	Extended Stile with Overlay
F.ALL	Finished All
FBFL	Finished Blind
FLUT	Fluting
FTK	Flush Toekick
ID	Increased Depth
IH	Increased Height
INVFRM	Inverted Frame
IW	Increased Width
LIGHT	Lighting
MIP	Matching Interior
OBRB	Open Bottom Rail Base
PFINBTMB	Finished Bottom
RD	Reduced Depth
RECTK	Recessed Toekick
RH	Reduced Height
ROSFLUT	Rose Fluting
RT	Roll Trays
RW	Reduced Width
STW	Stacked Wall Cabinet Heights
TD	Tray Divider
TKP	Toekick Pedestal
TVR	Top Valance Rail
WS	Wide Stiles
WTR	Wide Top Rail

WALL, 12″ HIGH

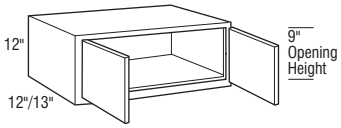

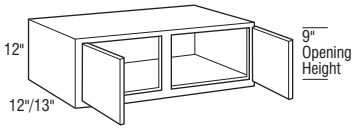

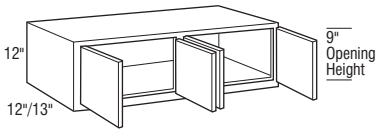

	Cubic Feet	1	2	3	4	5	6	7
W912 L or R	1.2	652	686	709	754	800	873	946
W1212 L or R	1.5	687	723	749	795	837	918	999
W1512 L or R	1.9	721	757	782	831	867	955	1043
W1812 L or R	2.2	765	805	834	879	940	1031	1122
W2112 L or R	2.5	782	825	857	902	952	1044	1136
W2412 L or R	2.9	799	841	872	922	966	1060	1154
W2112	2.5	850	893	926	978	1030	1128	1226
W2412	2.9	901	945	982	1033	1094	1198	1302
W2712	3.2	983	1029	1065	1125	1189	1302	1415
W3012	3.6	1060	1111	1154	1215	1284	1410	1536
W3312	3.9	1097	1154	1198	1262	1331	1455	1579
W3412	3.8	1116	1176	1218	1286	1356	1481	1606
W3612	4.2	1134	1198	1238	1310	1380	1507	1634
W3712	4.1	1154	1212	1256	1326	1398	1526	1654
W3912	4.6	1175	1226	1274	1342	1417	1545	1673
W4212CS	4.9	1203	1262	1313	1383	1470	1607	1744
W4512CS	5.3	1385	1449	1510	1590	1690	1845	2000
W4212	4.9	1359	1427	1483	1564	1661	1815	1969
W4512	5.3	1565	1637	1706	1797	1910	2084	2258
W4812	5.6	1493	1559	1622	1711	1820	1985	2150

Notes below apply to all products in section above:

- Inset and Beaded Inset Door Styles are a standard 13″ deep.
- Full Overlay Styles:
  - Increased Depths available in 1/4″ increments from 12 1/4″ to 30″.
  - Reduced Depths available in 1/4″ increments from 6″ to 11 3/4″.
- Inset and Beaded Inset Styles:
  - Increased Depths available in 1/4″ increments from 13 1/4″ to 30″.
  - Reduced Depths available in 1/4″ increments from 6″ to 12 3/4″.

Door & Drawer Options

AF	AOMD	CC[1]	CG	GAMD	HC	IFHG	MC	MD	MFO	PRMD	SHMD	SPLITDR[2]	SPLITDRWS	TCG	TCP
✓		✓	✓			✓			✓			✓			

End Panel Options

AUTH	CSFPE	EXBK	EXDN	FFD	FL/FR	FPE	INTGE	IPE
✓	✓	✓	✓	✓	✓	✓		✓

Custom Modification Options

ADD_SHLF	ADDTK	ADRW	BVR	CBO	CCO	CFNTO	CFRMO	CLIP[3]	CND	CSDGBK	EX	EX_OL	F.ALL	FBFL	FLUT[4]	FTK[5]	ID	IH
	✓	✓	✓	✓	✓	✓	✓	✓	✓	✓	✓	✓			✓	✓	✓	✓

INVFRM	IW[6]	LIGHT	MIP	OBRB	PFINBTMB	RD	RECTK	RH	ROSFLUT	RT[7]	RW	STW	TD	TKP	TVR[8]	WS	WTR
	✓	✓	✓	✓	✓	✓	✓		✓	✓					✓	✓	✓

[1] Not available on 9″ or 12″ wide.
[2] Only available on 21″/24″ (2 doors)-39″ wide.
[3] Not available on 9″, 12″ or 24″ (2 doors) wide.
[4] Not available with 6″ fluting.
[5] FTKAV and style B-L not available on 9″ or 12″ wide.
[6] Not available on 24″ (1 door), 21″ (2 door), or 48″ wide.
[7] Not available on 9″ or 39″ wide.
[8] Not available on 42″-48″ wide and TVRAV and style B-L not available on 9″ or 12″ wide.

Wall Cabinets

WALL, 15″ HIGH

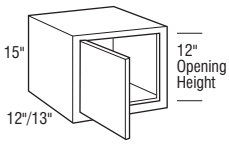

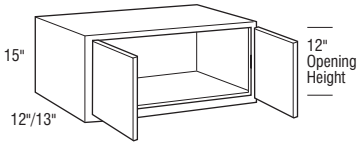

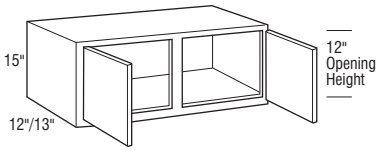

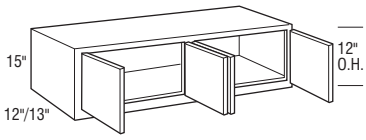

	Cubic Feet	1	2	3	4	5	6	7
W915 L or R	1.5	652	686	709	754	800	873	946
W1215 L or R	1.9	687	723	749	795	837	918	999
W1515 L or R	2.3	721	757	782	831	867	955	1043
W1815 L or R	2.7	765	805	834	879	940	1031	1122
W2115 L or R	3.1	782	825	857	902	952	1044	1136
W2415 L or R	3.5	799	841	872	922	966	1060	1154
W2115	3.1	931	982	1015	1075	1125	1236	1347
W2415	3.5	1062	1120	1158	1229	1284	1413	1542
W2715	3.9	1090	1143	1183	1251	1308	1436	1564
W3015	4.4	1114	1171	1209	1278	1333	1459	1585
W3315	4.8	1160	1215	1260	1322	1390	1520	1650
W3415	4.6	1179	1235	1281	1347	1413	1542	1671
W3615	5.2	1198	1254	1302	1373	1436	1563	1690
W3715	5.0	1219	1278	1328	1399	1466	1597	1728
W3915	5.6	1240	1303	1354	1426	1497	1632	1767
W4215CS	6.0	1272	1331	1383	1463	1535	1678	1821
W4515CS	6.4	1382	1448	1505	1587	1676	1831	1986
W4815CS	6.9	1439	1512	1562	1655	1740	1901	2062
W4215	6.0	1437	1505	1564	1654	1733	1896	2059
W4515	6.4	1561	1636	1701	1793	1893	2069	2245
W4815	6.9	1626	1708	1764	1869	1965	2148	2331

Notes below apply to all products in section above:

- Inset and Beaded Inset Door Styles are a standard 13″ deep.
- Full Overlay Styles:
  - Increased Depths available in 1/4″ increments from 12 1/4″ to 30″.
  - Reduced Depths available in 1/4″ increments from 6″ to 11 3/4″.
- Inset and Beaded Inset Styles:
  - Increased Depths available in 1/4″ increments from 13 1/4″ to 30″.
  - Reduced Depths available in 1/4″ increments from 6″ to 12 3/4″.

Door & Drawer Options

AF	AOMD	CC[1]	CG	GAMD[2]	HC	IFHG	MC	MD	MFO	PRMD	SHMD[1]	SPLITDR[3]	SPLITDRWS	TCG	TCP
✓		✓	✓	✓		✓		✓	✓		✓	✓			

End Panel Options

AUTH	CSFPE	EXBK	EXDN	FFD	FL/FR	FPE	INTGE	IPE
✓	✓	✓	✓	✓	✓	✓		✓

Custom Modification Options

ADD_SHLF	ADDTK	ADRW	BVR	CBO	CCO	CFNTO	CFRMO	CLIP[4]	CND	CSDGBK	EX	EX_OL	F.ALL	FBFL	FLUT[5]	FTK[6]	ID	IH
		✓	✓	✓	✓	✓	✓	✓	✓	✓	✓	✓			✓	✓	✓	✓

INVFRM	IW[7]	LIGHT	MIP	OBRB	PFINBTMB	RD	RECTK	RH	ROSFLUT	RT[8]	RW	STW	TD	TKP	TVR[9]	WS	WTR
	✓	✓	✓	✓	✓	✓			✓	✓					✓	✓	✓

[1] Not available on 9″ wide.
[2] Not available on 9″ or 12″ wide.
[3] Only available on 24″ (2 doors)-39″ wide.
[4] Not available on 9″, 12″ or 24″ (2 doors) wide.
[5] Not available with 6″ fluting.
[6] FTKAV and style B-L not available on 9″ or 12″ wide.
[7] Not available on 24″ (1 door), 21″ (2 door), or 48″ wide.
[8] Not available on 9″ or 39″ wide.
[9] Not available on 42″-48″ wide and TVRAV and style B-L not available on 9″ or 12″ wide.

IH/RH availability charts starting on page G•40.
IW/RW availability charts starting on page G•46.

WALL TOP HINGE with VERTICAL-LIFT and STAY LIFT, 15″, 18″, or 21″ HIGH

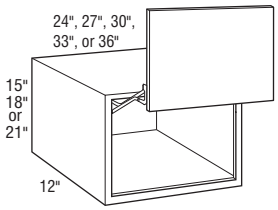

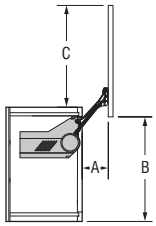

	Cubic Feet	1	2	3	4	5	6	7
WVL2415	3.5	1925	2022	2093	2206	2340	2557	2774
WVL2715	3.9	1965	2061	2133	2246	2380	2600	2820
WVL3015	4.4	2005	2101	2174	2286	2420	2640	2860
WVL3315	4.8	2045	2142	2214	2327	2461	2680	2899
WVL3615	5.2	2087	2183	2254	2367	2501	2720	2939
WVL2418	4.2	2004	2104	2180	2298	2435	2663	2891
WVL2718	4.7	2044	2144	2221	2339	2475	2704	2933
WVL3018	5.2	2086	2184	2260	2379	2515	2744	2973
WVL3318	5.6	2126	2225	2300	2419	2554	2784	3014
WVL3618	6.1	2166	2265	2341	2458	2594	2824	3054
WVL2421	4.8	2166	2264	2338	2447	2581	2806	3031
WVL2721	5.4	2206	2304	2378	2487	2621	2846	3071
WVL3021	5.9	2246	2344	2418	2527	2661	2886	3111
WVL3321	6.5	2286	2384	2457	2569	2703	2926	3149
WVL3621	7.1	2327	2424	2498	2608	2743	2967	3191

- Not available on Inset and Beaded Inset door styles.
- Grain on center panels and slab doors will run horizontally and door rail configuration on non-miter doors will be unique from adjacent cabinet doors.
- Automatic Opening Mechanism is available except when used with the following door styles:
  – Burke, Gordon, Kirby, Landry, Whitman, Shanley, or Vinson.
- AOMD option not available with Aluminum Door profiles AF003 and AF006.
- Additional accessories available for Automatic Opening Mechanism option, refer to page S•13.

	Cabinet Height	A	B	C
Full Overlay	15″	5 3/4″	13 13/16″	13 3/8″
	18″	8 1/4″	20 13/16″	20 3/8″
	21″	7″	17 5/16″	16 7/8″

Door & Drawer Options

AF	AOMD	CC	CG	GAMD	HC	IFHG	MC	MD	MFO	PRMD	SHMD	SPLITDR	SPLITDRWS	TCG	TCP
✓	✓		✓						✓				✓		

End Panel Options

AUTH	CSFPE	EXBK	EXDN	FFD	FL/FR	FPE	INTGE	IPE
✓	✓	✓	✓		✓	✓		

Custom Modification Options

ADD_SHLF	ADDTK	ADRW	BVR	CBO	CCO	CFNTO	CFRMO	CLIP	CND	CSDGBK	EX	EX_OL	F.ALL	FBFL	FLUT[1]	FTK	ID	IH[2]
		✓	✓					✓		✓	✓	✓			✓	✓	✓	✓

INVFRM	IW[3]	LIGHT	MIP	OBRB	PFINBTMB	RD	RECTK	RH	ROSFLUT	RT	RW	STW	TD	TKP	TVR	WS[4]	WTR
	✓	✓	✓	✓	✓				✓							✓	✓

[1] Not available with 6″ fluting.
[2] Not available on 21″ high.
[3] Not available on 36″ wide.
[4] 18″ high only available with wide stile both.

Wall Cabinets

WALL TOP HINGE with VERTICAL-LIFT and STAY LIFT, 18″ or 21″ HIGH

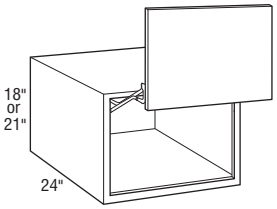

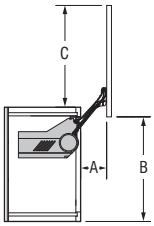

	Cubic Feet	1	2	3	4	5	6	7
WVL301824	9.4	2085	2184	2260	2379	2514	2744	2974
WVL361824	11.2	2165	2265	2340	2458	2593	2823	3053
WVL302124	10.9	2245	2343	2417	2527	2661	2885	3109
WVL362124	12.9	2327	2423	2497	2608	2743	2966	3189

- Not available on Inset and Beaded Inset door styles.
- Grain on center panels and slab doors will run horizontally and door rail configuration on non-miter doors will be unique from adjacent cabinet doors.
- Automatic Opening Mechanism is available except when used with the following door styles:
  – Burke, Gordon, Kirby, Landry, Whitman, Shanley, or Vinson.
- AOMD option not available with Aluminum Door profiles AF003 and AF006.
- Additional accessories available for Automatic Opening Mechanism option, refer to page S•13.

	Cabinet Height	A	B	C
Full Overlay	18″	8 1/4″	20 13/16″	20 3/8″
	21″	7″	17 5/16″	16 7/8″

Door & Drawer Options

AF	AOMD	CC	CG	GAMD	HC	IFHG	MC	MD	MFO	PRMD	SHMD	SPLITDR	SPLITDRWS	TCG	TCP
	✓		✓						✓				✓		

End Panel Options

AUTH	CSFPE	EXBK	EXDN	FFD	FL/FR	FPE	INTGE	IPE
✓	✓	✓	✓			✓		

Custom Modification Options

ADD_SHLF	ADDTK	ADRW	BVR	CBO	CCO	CFNTO	CFRMO	CLIP	CND	CSDGBK	EX	EX_OL	F.ALL	FBFL	FLUT[1]	FTK	ID	IH[2]
	✓	✓	✓					✓		✓	✓	✓			✓	✓	✓	✓

INVFRM	IW[3]	LIGHT	MIP	OBRB	PFINBTMB	RD	RECTK	RH	ROSFLUT	RT	RW	STW	TD	TKP	TVR	WS	WTR
	✓		✓	✓	✓		✓		✓					✓		✓	✓

[1] Not available with 6″ fluting.
[2] Not available on 21″ high.
[3] Not available on 36″ wide.

IH/RH availability charts starting on page G•40.
IW/RW availability charts starting on page G•46.

WALL, 18″ or 21″ HIGH

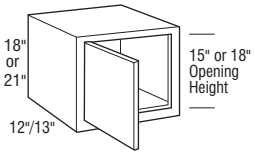

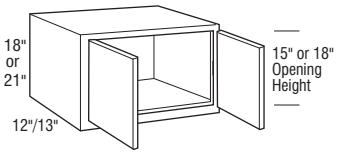

	Cubic Feet	1	2	3	4	5	6	7
W918 L or R	1.7	652	686	709	754	800	873	946
W1218 L or R	2.2	687	723	749	795	837	918	999
W1518 L or R	2.7	721	757	782	831	867	955	1043
W1818 L or R	3.2	765	805	834	879	940	1031	1122
W2118 L or R	3.7	782	825	857	902	952	1044	1136
W2418 L or R	4.2	806	841	877	920	965	1054	1143
W921 L or R	2.0	667	703	726	768	817	892	967
W1221 L or R	2.5	706	737	765	809	855	936	1017
W1521 L or R	3.1	736	771	799	851	889	972	1055
W1821 L or R	3.7	782	825	854	895	955	1045	1135
W2121 L or R	4.2	799	841	872	922	966	1060	1154
W2421 L or R	4.8	846	888	918	965	1031	1123	1215
W2418	4.2	1017	1065	1095	1158	1228	1337	1446
W2718	4.7	1117	1175	1213	1280	1337	1463	1589
W3018	5.2	1170	1223	1268	1331	1410	1541	1672
W3318	5.6	1203	1262	1313	1383	1470	1607	1744
W3418	5.5	1232	1292	1341	1411	1495	1632	1769
W3618	6.1	1261	1320	1369	1439	1520	1657	1794
W3718	6.0	1288	1350	1397	1472	1561	1703	1845
W3918	6.6	1316	1380	1426	1505	1601	1747	1893
W2421	4.8	1091	1146	1175	1244	1320	1447	1574
W2721	5.4	1170	1225	1268	1339	1409	1537	1665
W3021	5.9	1215	1274	1320	1388	1468	1607	1746
W3321	6.5	1260	1319	1369	1439	1534	1677	1820
W3421	6.4	1286	1348	1395	1470	1560	1700	1840
W3621	7.1	1313	1377	1421	1502	1587	1724	1861
W3721	6.9	1341	1405	1451	1529	1617	1760	1903
W3921	7.6	1369	1434	1479	1557	1648	1797	1946

Notes below apply to all products in section above:

- Inset and Beaded Inset Door Styles are a standard 13″ deep.
- Full Overlay Styles:
  - Increased Depths available in 1/4″ increments from 12 1/4″ to 30″.
  - Reduced Depths available in 1/4″ increments from 6″ to 11 3/4″.
- Inset and Beaded Inset Styles:
  - Increased Depths available in 1/4″ increments from 13 1/4″ to 30″.
  - Reduced Depths available in 1/4″ increments from 6″ to 12 3/4″.

Door & Drawer Options

AF	AOMD	CC[1]	CG	GAMD[1]	HC	IFHG	MC	MD[1]	MFO	PRMD[2]	SHMD[1]	SPLITDR[3]	SPLITDRWS	TCG	TCP
✓		✓	✓	✓		✓		✓	✓	✓	✓	✓			

End Panel Options

AUTH	CSFPE	EXBK	EXDN	FFD	FL/FR	FPE	INTGE	IPE
✓	✓	✓	✓	✓	✓	✓	✓	✓

Custom Modification Options

ADD_SHLF	ADDTK	ADRW	BVR	CBO	CCO	CFNTO	CFRMO	CLIP[4]	CND	CSDGBK	EX	EX_OL	F.ALL	FBFL	FLUT[5]	FTK[6]	ID	IH
		✓	✓	✓	✓	✓	✓	✓	✓	✓	✓	✓			✓	✓	✓	✓

INVFRM	IW[7]	LIGHT	MIP	OBRB	PFINBTMB	RD	RECTK	RH	ROSFLUT	RT[8]	RW	STW	TD	TKP	TVR[9]	WS	WTR
	✓	✓	✓	✓	✓	✓			✓	✓			✓		✓	✓	✓

[1] Not available on 9″ wide.
[2] Not available on 9″, 12″ or 24″ (2 doors) wide.
[3] Only available on 24″ (2 doors)-39″ wide.
[4] Not available on the 9″, 12″ or 24″ (2 doors) wide.
[5] Not available with 6″ fluting.
[6] FTKAV and style B-L not available on 9″ or 12″ wide.
[7] Not available on 24″ (1 door) wide.
[8] Not available on the 9″ or 39″ wide.
[9] Not available on 42″-48″ wide and TVRAV and style B-L not available on 9″ or 12″ wide.

Wall Cabinets

WALL, 18″ or 21″ HIGH (cont'd)

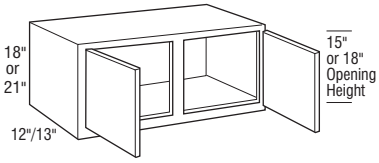

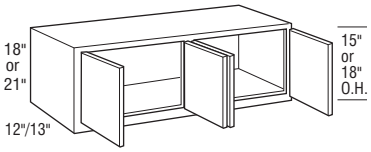

	Cubic Feet	1	2	3	4	5	6	7
W4218	7.1	1380	1445	1500	1585	1656	1816	1976
W4518	7.6	1382	1448	1505	1587	1676	1831	1986
W4818CS	8.1	1455	1527	1582	1674	1754	1919	2084
W4221	8.2	1437	1511	1560	1649	1735	1896	2057
W4521	8.8	1517	1590	1649	1740	1837	2009	2181
W4821CS	9.3	1590	1667	1727	1825	1918	2095	2272
W4818	8.1	1644	1725	1788	1892	1982	2168	2354
W4821	9.3	1797	1883	1951	2062	2167	2367	2567

- Inset and Beaded Inset Door Styles are a standard 13″ deep.
- Full Overlay Styles:
  - Increased Depths available in 1/4″ increments from 12 1/4″ to 30″.
  - Reduced Depths available in 1/4″ increments from 6″ to 11 3/4″.
- Inset and Beaded Inset Styles:
  - Increased Depths available in 1/4″ increments from 13 1/4″ to 30″.
  - Reduced Depths available in 1/4″ increments from 6″ to 12 3/4″.

Door & Drawer Options

AF	AOMD	CC	CG	GAMD	HC	IFHG	MC	MD	MFO	PRMD	SHMD	SPLITDR	SPLITDRWS	TCG	TCP
✓		✓	✓	✓		✓		✓	✓	✓	✓				

End Panel Options

AUTH	CSFPE	EXBK	EXDN	FFD	FL/FR	FPE	INTGE	IPE
✓	✓	✓	✓	✓	✓	✓	✓	✓

Custom Modification Options

ADD_SHLF	ADDTK	ADRW	BVR	CBO	CCO	CFNTO	CFRMO	CLIP	CND	CSDGBK	EX	EX_OL	F.ALL	FBFL	FLUT[1]	FTK	ID	IH
		✓	✓	✓	✓	✓	✓	✓	✓	✓	✓	✓			✓	✓	✓	✓

INVFRM	IW[2]	LIGHT	MIP	OBRB	PFINBTMB	RD	RECTK	RH	ROSFLUT	RT	RW	STW	TD	TKP	TVR	WS	WTR
	✓	✓	✓	✓	✓	✓			✓	✓			✓			✓	✓

[1] Not available with 6″ fluting.
[2] Not available on 48″ wide.

IH/RH availability charts starting on page G•40.
IW/RW availability charts starting on page G•46.

WALL TOP HINGE with STAY LIFT, 9″, 12″, 15″, 18″, 21″, or 24″ HIGH

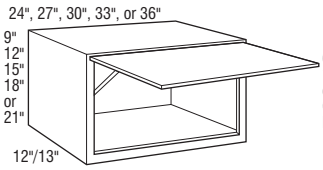

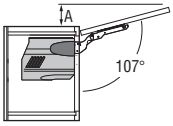

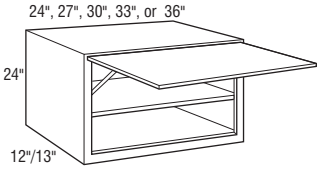

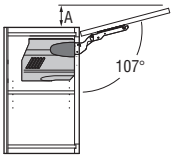

	Cubic Feet	1	2	3	4	5	6	7
NEW WTH2409SL	2.3	1792	1888	1959	2072	2204	2425	2646
NEW WTH2709SL	2.6	1956	2050	2129	2246	2377	2610	2843
NEW WTH3009SL	2.8	1906	2002	2078	2194	2325	2553	2781
NEW WTH3309SL	3.1	1855	1954	2027	2142	2272	2495	2718
NEW WTH3609SL	3.4	1805	1906	1976	2090	2220	2438	2656
NEW WTH2412SL	2.9	1832	1928	1999	2112	2245	2465	2685
NEW WTH2712SL	3.3	1968	2063	2139	2255	2387	2615	2843
NEW WTH3012SL	3.6	1946	2043	2118	2234	2367	2594	2821
NEW WTH3312SL	4.0	1923	2022	2097	2213	2346	2572	2798
NEW WTH3612SL	4.3	1901	2002	2076	2192	2326	2551	2776
WTH2415SL	3.5	1872	1968	2039	2152	2286	2505	2724
WTH2715SL	3.9	1912	2008	2079	2192	2327	2545	2763
WTH3015SL	4.4	1980	2076	2149	2264	2397	2620	2843
WTH3315SL	4.8	1992	2089	2159	2273	2407	2625	2843
WTH3615SL	5.2	2060	2159	2238	2357	2498	2727	2956
WTH2418SL	4.2	1951	2050	2127	2244	2380	2611	2842
WTH2718SL	4.7	1991	2090	2167	2284	2420	2649	2878
WTH3018SL	5.2	2059	2158	2237	2355	2494	2726	2958
WTH3318SL	5.6	2072	2172	2247	2366	2501	2729	2957
WTH3618SL	6.1	2152	2254	2336	2464	2611	2848	3085
WTH2421SL	4.8	2031	2129	2203	2313	2447	2672	2897
WTH2721SL	5.4	2072	2170	2243	2352	2487	2712	2937
WTH3021SL	5.9	2111	2209	2283	2393	2527	2751	2975
WTH3321SL	6.5	2152	2249	2324	2435	2569	2791	3013
WTH3621SL	7.1	2192	2290	2364	2475	2608	2832	3056
WTH2424SL	5.5	2111	2209	2283	2393	2527	2751	2975
WTH2724SL	6.1	2152	2249	2324	2435	2569	2791	3013
WTH3024SL	6.7	2192	2290	2364	2475	2608	2832	3056
WTH3324SL	7.4	2232	2330	2404	2515	2648	2872	3096
WTH3624SL	8.0	2273	2372	2444	2554	2688	2914	3140

- One adjustable shelf.

Notes below apply to all products in section above:

- 9″ high will be slab with Inset styles.
- Heavy duty Stay Lift mechanism.
- Mechanism is not sold separately.
- Grain on center panels and slab doors will run horizontally and door rail configuration on non-miter doors will be unique from adjacent cabinet doors.
- Increased Depths available in 1/4″ increments from 12 1/4″ to 30″.
- Door opens to 107°. Angle restriction clips available, see page S•16.
- Additional accessories available for Automatic Opening Mechanism option, refer to page S•13.

	A Dimension					
Cabinet Height	9″	12″	15″	18″	21″	24″
Full Overlay	2 5/8″	3 3/8″	3 11/16″	4 1/2″	5 3/8″	6 1/4″

Door & Drawer Options

AF	AOMD[1]	CC	CG	GAMD	HC	IFHG	MC	MD	MFO	PRMD	SHMD	SPLITDR	SPLITDRWS	TCG	TCP
✓	✓		✓						✓				✓		

End Panel Options

AUTH	CSFPE	EXBK	EXDN	FFD	FL/FR	FPE	INTGE	IPE
✓	✓	✓	✓		✓	✓		

Custom Modification Options

ADD_SHLF	ADDTK	ADRW	BVR	CBO	CCO	CFNTO	CFRMO	CLIP	CND	CSDGBK	EX	EX_OL	F.ALL	FBFL	FLUT[2]	FTK	ID	IH[3]
	✓	✓	✓					✓		✓	✓	✓			✓	✓	✓	✓

INVFRM	IW[4]	LIGHT	MIP	OBRB	PFINBTMB	RD	RECTK	RH[5]	ROSFLUT	RT	RW	STW	TD	TKP	TVR	WS[6]	WTR
	✓	✓	✓	✓	✓		✓	✓	✓					✓		✓	✓

[1] Not available on 9″ or 12″ high.
[2] Not available with 6″ fluting.
[3] Not available on 9″, 12″, or 24″ high.
[4] Not available on 36″ wide.
[5] Only available on 12″ and 15″ high.
[6] Not available on WSR1.5 and WSL1.5.

Wall Cabinets

WALL, 24″ or 27″ HIGH

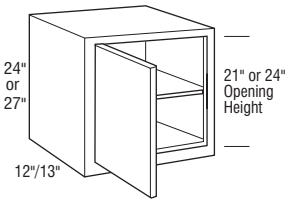

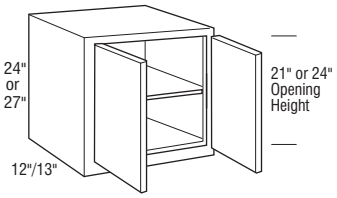

	Cubic Feet	1	2	3	4	5	6	7
W924 L or R	2.2	684	719	742	786	834	908	982
W1224 L or R	2.9	721	758	782	828	867	952	1037
W1524 L or R	3.5	757	789	816	863	902	991	1080
W1824 L or R	4.2	799	841	866	914	972	1061	1150
W2124 L or R	4.8	816	858	891	938	986	1082	1178
W2424 L or R	5.5	860	901	936	985	1045	1136	1227
W927 L or R	2.5	713	748	766	810	867	949	1031
W1227 L or R	3.2	758	793	825	868	923	1006	1089
W1527 L or R	3.9	799	841	872	922	966	1060	1154
W1827 L or R	4.7	838	880	915	963	1027	1109	1191
W2127 L or R	5.4	867	908	941	991	1045	1145	1245
W2427 L or R	6.1	897	949	978	1033	1091	1189	1287
W2424	5.5	1106	1162	1189	1261	1337	1463	1589
W2724	6.1	1215	1274	1322	1396	1476	1608	1740
W3024	6.7	1266	1326	1376	1445	1534	1677	1820
W3324	7.4	1301	1365	1415	1494	1558	1704	1850
W3424	7.2	1333	1398	1450	1527	1603	1755	1907
W3624	8.0	1365	1432	1484	1560	1648	1808	1968
W3724	7.8	1389	1457	1505	1585	1673	1831	1989
W3924	8.7	1413	1482	1525	1609	1699	1855	2011
W2427	6.1	1162	1220	1261	1328	1417	1544	1671
W2727	6.8	1284	1348	1397	1476	1542	1688	1834
W3027	7.5	1316	1380	1432	1510	1601	1747	1893
W3327	8.3	1350	1419	1476	1553	1627	1776	1925
W3427	8.1	1386	1457	1510	1592	1674	1824	1974
W3627	9.0	1421	1494	1544	1630	1721	1872	2023
W3727	8.8	1450	1520	1572	1658	1755	1911	2067
W3927	9.7	1478	1546	1601	1687	1788	1951	2114

Notes below apply to all products in section above:

- One adjustable shelf.
- Inset and Beaded Inset Door Styles are a standard 13″ deep.
- Full Overlay Styles:
  - Increased Depths available in 1/4″ increments from 12 1/4″ to 30″.
  - Reduced Depths available in 1/4″ increments from 6″ to 11 3/4″.
- Inset and Beaded Inset Styles:
  - Increased Depths available in 1/4″ increments from 13 1/4″ to 30″.
  - Reduced Depths available in 1/4″ increments from 6″ to 12 3/4″.

Door & Drawer Options

AF	AOMD	CC[1]	CG	GAMD[1]	HC	IFHG	MC	MD[1]	MFO	PRMD[2]	SHMD[1]	SPLITDR[3]	SPLITDRWS	TCG	TCP
✓		✓	✓	✓		✓		✓	✓	✓	✓	✓			

End Panel Options

AUTH	CSFPE	EXBK	EXDN	FFD	FL/FR	FPE	INTGE	IPE
✓	✓	✓	✓	✓	✓	✓	✓	✓

Custom Modification Options

ADD_SHLF	ADDTK	ADRW	BVR	CBO	CCO	CFNTO	CFRMO	CLIP[4]	CND	CSDGBK	EX	EX_OL	F.ALL	FBFL	FLUT[5]	FTK[6]	ID	IH
✓		✓	✓	✓	✓	✓	✓	✓	✓	✓	✓	✓			✓	✓	✓	✓

INVFRM	IW[7]	LIGHT	MIP	OBRB	PFINBTMB	RD	RECTK	RH	ROSFLUT	RT[8]	RW	STW	TD	TKP	TVR[9]	WS	WTR
	✓	✓	✓	✓	✓	✓			✓	✓			✓		✓	✓	✓

[1] Not available on 9″ wide.
[2] Not available on 9″, 12″ or 24″ (2 doors) wide.
[3] Only available on 24″ (2 doors)-39″ wide.
[4] Not available on 9″, 12″ or 24″ (2 doors) wide.
[5] Not available with 6″ fluting.
[6] FTKAV and style B-L not available on 9″ or 12″ wide.
[7] Not available on 24″ (1 door) wide.
[8] Not available on 9″ or 39″ wide.
[9] Not available on 42″-48″ wide and TVRAV and style B-L not available on 9″ or 12″ wide.

IH/RH availability charts starting on page G•40.
IW/RW availability charts starting on page G•46.

WALL, 24″ or 27″ HIGH (cont'd)

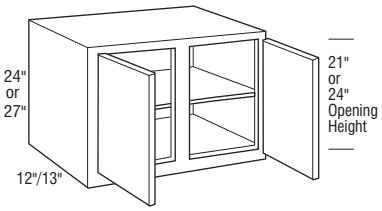

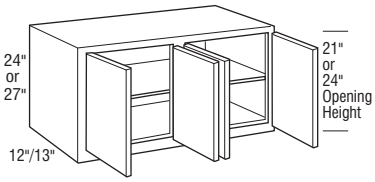

	Cubic Feet	1	2	3	4	5	6	7
W4224	9.3	1453	1525	1580	1666	1753	1917	2081
W4524	9.9	1534	1608	1666	1754	1854	2026	2198
W4824CS	10.6	1608	1687	1746	1839	1933	2109	2285
W4227	10.4	1569	1642	1704	1799	1896	2078	2260
W4527	11.1	1607	1683	1744	1836	1935	2115	2295
W4827CS	11.8	1745	1827	1888	1990	2100	2296	2492
W4824	10.6	1784	1871	1937	2041	2145	2340	2535
W4827	11.8	1936	2028	2095	2208	2331	2548	2765

- One adjustable shelf.
- Inset and Beaded Inset Door Styles are a standard 13″ deep.
- Full Overlay Styles:
  - Increased Depths available in 1/4″ increments from 12 1/4″ to 30″.
  - Reduced Depths available in 1/4″ increments from 6″ to 11 3/4″.
- Inset and Beaded Inset Styles:
  - Increased Depths available in 1/4″ increments from 13 1/4″ to 30″.
  - Reduced Depths available in 1/4″ increments from 6″ to 12 3/4″.

Door & Drawer Options

AF	AOMD	CC	CG	GAMD	HC	IFHG	MC	MD	MFO	PRMD	SHMD	SPLITDR	SPLITDRWS	TCG	TCP
✓		✓	✓	✓		✓		✓	✓	✓	✓				

End Panel Options

AUTH	CSFPE	EXBK	EXDN	FFD	FL/FR	FPE	INTGE	IPE
✓	✓	✓	✓	✓	✓	✓	✓	✓

Custom Modification Options

ADD_SHLF	ADDTK	ADRW	BVR	CBO	CCO	CFNTO	CFRMO	CLIP	CND	CSDGBK	EX	EX_OL	F.ALL	FBFL	FLUT[1]	FTK	ID	IH
✓		✓	✓	✓	✓	✓	✓	✓	✓	✓	✓	✓			✓	✓	✓	✓

INVFRM	IW[2]	LIGHT	MIP	OBRB	PFINBTMB	RD	RECTK	RH	ROSFLUT	RT	RW	STW	TD	TKP	TVR	WS	WTR
	✓	✓	✓	✓	✓	✓			✓	✓			✓			✓	✓

[1] Not available with 6″ fluting.
[2] Not available on 48″ wide.

Wall Cabinets

WALL, 30″ or 33″ HIGH

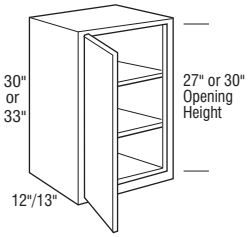

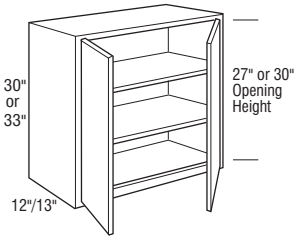

	Cubic Feet	1	2	3	4	5	6	7
W930 L or R	2.8	729	764	784	829	889	964	1039
W1230 L or R	3.6	772	805	841	890	940	1028	1116
W1530 L or R	4.4	816	858	891	938	986	1082	1178
W1830 L or R	5.2	856	896	932	982	1040	1126	1212
W2130 L or R	5.9	889	925	957	1005	1061	1160	1259
W2430 L or R	6.7	917	964	995	1051	1106	1206	1306
W933 L or R	3.0	872	917	940	997	1061	1157	1253
W1233 L or R	3.9	925	966	1006	1062	1126	1231	1336
W1533 L or R	4.8	980	1031	1065	1125	1181	1293	1405
W1833 L or R	5.6	1028	1073	1116	1179	1248	1351	1454
W2133 L or R	6.5	1061	1112	1148	1209	1274	1390	1506
W2433 L or R	7.4	1099	1157	1189	1260	1328	1447	1566
W2430	6.7	1181	1237	1278	1343	1434	1559	1684
W2730	7.5	1301	1365	1415	1494	1558	1704	1850
W3030	8.3	1365	1432	1484	1560	1648	1808	1968
W3330	9.1	1413	1482	1525	1609	1699	1855	2011
W3630	9.9	1460	1535	1590	1683	1763	1924	2085
W3930	10.7	1535	1609	1674	1759	1855	2030	2205
W2433	7.4	1417	1483	1534	1613	1719	1870	2021
W2733	8.3	1559	1636	1696	1792	1868	2044	2220
W3033	9.1	1636	1717	1782	1873	1975	2172	2369
W3333	10.0	1693	1779	1831	1930	2037	2225	2413
W3633	10.9	1753	1842	1908	2018	2118	2306	2494
W3933	11.7	1842	1930	2005	2109	2225	2435	2645

Notes below apply to all products in section above:

- Two adjustable shelves.
- Inset and Beaded Inset Door Styles are a standard 13″ deep.
- Full Overlay Styles:
  - Increased Depths available in 1/4″ increments from 12 1/4″ to 30″.
  - Reduced Depths available in 1/4″ increments from 6″ to 11 3/4″.
- Inset and Beaded Inset Styles:
  - Increased Depths available in 1/4″ increments from 13 1/4″ to 30″.
  - Reduced Depths available in 1/4″ increments from 6″ to 12 3/4″.

Door & Drawer Options

AF	AOMD	CC[1]	CG	GAMD[1]	HC[1]	IFHG	MC[1]	MD[1]	MFO	PRMD[2]	SHMD[1]	SPLITDR[3]	SPLITDRWS	TCG	TCP
✓		✓	✓	✓	✓	✓	✓	✓	✓	✓	✓	✓			

End Panel Options

AUTH	CSFPE	EXBK	EXDN	FFD	FL/FR	FPE	INTGE	IPE
✓	✓	✓	✓	✓	✓	✓	✓	✓

Custom Modification Options

ADD_SHLF	ADDTK	ADRW	BVR	CBO	CCO	CFNTO	CFRMO	CLIP[4]	CND	CSDGBK	EX	EX_OL	F.ALL	FBFL	FLUT[5]	FTK[6]	ID	IH
✓		✓	✓	✓	✓	✓	✓	✓	✓	✓	✓	✓			✓	✓	✓	✓

INVFRM	IW[7]	LIGHT	MIP	OBRB	PFINBTMB	RD	RECTK	RH	ROSFLUT	RT[8]	RW	STW	TD	TKP	TVR[9]	WS	WTR
	✓	✓	✓	✓	✓	✓			✓	✓			✓		✓	✓	✓

[1] Not available on 9″ wide.
[2] Not available on 9″, 12″ or 24″ (2 doors) wide.
[3] Only available on 24″ (2 doors)-39″ wide.
[4] Not available on 9″, 12″ or 24″ (2 doors) wide.
[5] Not available with 6″ fluting.
[6] FTKAV and style B-L not available on 9″ or 12″ wide.
[7] Not available on 24″ (1 door) wide.
[8] Not available on 9″ or 39″ wide.
[9] Not available on 42″-48″ wide and TVRAV and style B-L not available on 9″ or 12″ wide.

IH/RH availability charts starting on page G•40.
IW/RW availability charts starting on page G•46.

WALL, 30″ or 33″ HIGH (cont'd)

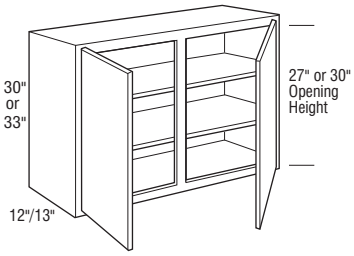

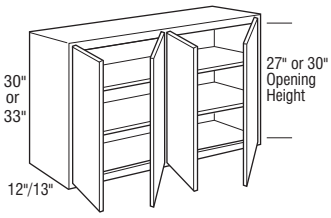

	Cubic Feet	1	2	3	4	5	6	7
W4230	11.5	1586	1657	1721	1820	1917	2095	2273
W4530	12.3	1678	1754	1815	1917	2016	2204	2392
W4830CS	13.1	1759	1843	1902	2008	2119	2316	2513
W4233	12.6	1901	1991	2066	2180	2296	2512	2728
W4533	13.5	2014	2105	2176	2296	2419	2642	2865
W4833CS	14.3	2109	2210	2284	2406	2540	2777	3014
W4830	13.1	2005	2101	2168	2288	2415	2640	2865
W4833	14.3	2424	2542	2627	2766	2921	3193	3465

- Two adjustable shelves.
- Inset and Beaded Inset Door Styles are a standard 13″ deep.
- Full Overlay Styles:
  - Increased Depths available in 1/4″ increments from 12 1/4″ to 30″.
  - Reduced Depths available in 1/4″ increments from 6″ to 11 3/4″.
- Inset and Beaded Inset Styles:
  - Increased Depths available in 1/4″ increments from 13 1/4″ to 30″.
  - Reduced Depths available in 1/4″ increments from 6″ to 12 3/4″.

Door & Drawer Options

AF	AOMD	CC	CG	GAMD	HC	IFHG	MC	MD	MFO	PRMD	SHMD	SPLITDR	SPLITDRWS	TCG	TCP
✓		✓	✓	✓	✓	✓	✓	✓	✓	✓	✓				

End Panel Options

AUTH	CSFPE	EXBK	EXDN	FFD	FL/FR	FPE	INTGE	IPE
✓	✓	✓	✓	✓	✓	✓	✓	✓

Custom Modification Options

ADD_SHLF	ADDTK	ADRW	BVR	CBO	CCO	CFNTO	CFRMO	CLIP	CND	CSDGBK	EX	EX_OL	F.ALL	FBFL	FLUT[1]	FTK	ID	IH
✓		✓	✓	✓	✓	✓	✓	✓	✓	✓	✓	✓			✓	✓	✓	✓

INVFRM	IW[2]	LIGHT	MIP	OBRB	PFINBTMB	RD	RECTK	RH	ROSFLUT	RT	RW	STW	TD	TKP	TVR	WS	WTR
	✓	✓	✓	✓	✓	✓			✓	✓			✓			✓	✓

[1] Not available with 6″ fluting.
[2] Not available on 48″ wide.

WALL EASY ACCESS STORAGE CABINET, 30″ HIGH

storage SOLUTIONS

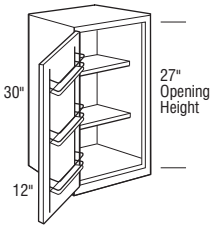

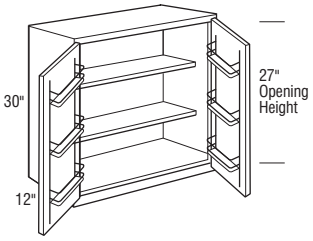

WEAS1530 L or R	4.4	1065	1111	1143	1188	1237	1330	1423
WEAS1830 L or R	5.2	1106	1148	1183	1234	1293	1379	1465
WEAS3030	8.3	1811	1881	1933	2015	2099	2259	2419
WEAS3630	9.9	1861	1930	1975	2059	2152	2303	2454

Notes below apply to all products in section above:

- Adjustable shelves are 7 1/4″ deep.
- Racks on doors are 3 1/4″ deep
- Reduced Depths available in 1/4″ increments from 9″ to 11 3/4″.
- Increased Depths available in 1/4″ increments from 12 1/4″ to 30″.
- Not available on Inset and Beaded Inset styles.

Door & Drawer Options

AF	AOMD	CC	CG	GAMD	HC	IFHG	MC	MD	MFO	PRMD	SHMD	SPLITDR	SPLITDRWS	TCG	TCP
									✓						

End Panel Options

AUTH	CSFPE	EXBK	EXDN	FFD	FL/FR	FPE	INTGE	IPE
✓	✓	✓	✓		✓	✓	✓	

Custom Modification Options

ADD_SHLF	ADDTK	ADRW	BVR	CBO	CCO	CFNTO	CFRMO	CLIP[1]	CND	CSDGBK	EX	EX_OL	F.ALL	FBFL	FLUT[2]	FTK	ID	IH
✓		✓	✓					✓		✓	✓	✓			✓	✓	✓	

INVFRM	IW	LIGHT	MIP	OBRB	PFINBTMB	RD	RECTK	RH	ROSFLUT	RT	RW	STW	TD	TKP	TVR	WS	WTR
			✓	✓	✓	✓			✓							✓	✓

[1] Not available on 15″ wide.
[2] Not available with 6″ fluting.

Wall Cabinets

WALL, 36″ HIGH

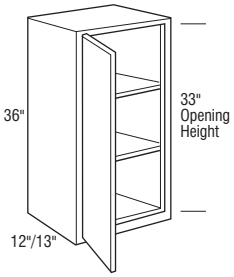

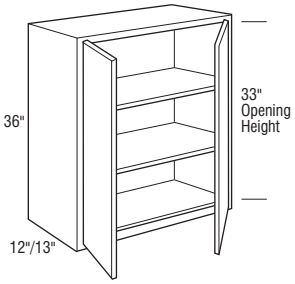

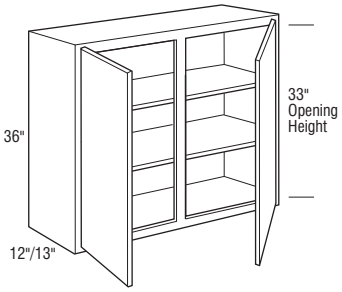

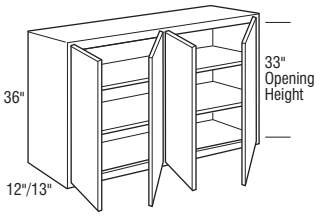

	Cubic Feet	1	2	3	4	5	6	7
W936 L or R	3.3	948	991	1025	1082	1151	1260	1369
W1236 L or R	4.2	1022	1067	1103	1171	1231	1347	1463
W1536 L or R	5.2	1065	1123	1170	1226	1294	1413	1532
W1836 L or R	6.1	1117	1175	1213	1280	1347	1470	1593
W2136 L or R	7.1	1164	1219	1262	1328	1397	1524	1651
W2436 L or R	8.0	1199	1260	1303	1376	1443	1574	1705
W2436	8.0	1502	1575	1622	1712	1821	1986	2151
W2736	9.0	1717	1797	1862	1962	2067	2258	2449
W3036	9.9	1788	1873	1945	2045	2163	2363	2563
W3336	10.9	1844	1938	2004	2111	2236	2441	2646
W3636	11.8	1921	2016	2092	2206	2318	2538	2758
W3936	12.7	1992	2092	2166	2284	2417	2637	2857
W4236	13.7	2060	2159	2233	2360	2481	2714	2947
W4536	14.6	2174	2281	2362	2492	2618	2862	3106
W4836CS	15.6	2281	2389	2475	2607	2745	2995	3245
W4836	15.6	2622	2746	2846	2998	3156	3444	3732

Notes below apply to all products in section above:

- Two adjustable shelves.
- Inset and Beaded Inset Door Styles are a standard 13″ deep.
- Full Overlay Styles:
  - Increased Depths available in 1/4″ increments from 12 1/4″ to 30″.
  - Reduced Depths available in 1/4″ increments from 6″ to 11 3/4″.
- Inset and Beaded Inset Styles:
  - Increased Depths available in 1/4″ increments from 13 1/4″ to 30″.
  - Reduced Depths available in 1/4″ increments from 6″ to 12 3/4″.

Door & Drawer Options

AF	AOMD	CC[1]	CG	GAMD[1]	HC	IFHG	MC	MD[1]	MFO	PRMD[2]	SHMD[1]	SPLITDR[3]	SPLITDRWS	TCG	TCP
✓		✓	✓	✓	✓	✓	✓	✓	✓	✓	✓	✓		✓	✓

End Panel Options

AUTH	CSFPE	EXBK	EXDN	FFD	FL/FR	FPE	INTGE	IPE
✓	✓	✓	✓	✓	✓	✓	✓	✓

Custom Modification Options

ADD_SHLF	ADDTK	ADRW	BVR	CBO	CCO	CFNTO	CFRMO	CLIP[4]	CND	CSDGBK	EX	EX_OL	F.ALL	FBFL	FLUT[5]	FTK[6]	ID	IH
✓		✓	✓	✓	✓	✓	✓	✓	✓	✓	✓	✓			✓	✓	✓	✓

INVFRM	IW[7]	LIGHT	MIP	OBRB	PFINBTMB	RD	RECTK	RH	ROSFLUT	RT[8]	RW	STW	TD[9]	TKP	TVR[10]	WS	WTR
	✓	✓	✓	✓	✓	✓			✓	✓			✓		✓	✓	✓

[1] Not available on 9″ wide.
[2] Not available on 9″, 12″ or 24″ (2 doors) wide.
[3] Only available on 24″ (2 doors)-39″ wide.
[4] Not available on 9″, 12″ or 24″ (2 doors) wide.
[5] Not available with 6″ fluting.
[6] FTKAV and style B-L not available on 9″ or 12″ wide.
[7] Not available on 24″ (1 door) or 48″ wide.
[8] Not available on 9″ or 39″ wide.
[9] Not available on 9″ or 24″ (2 doors) wide.
[10] Not available on 42″-48″ wide and TVRAV and style B-L not available on 9″ or 12″ wide.

IH/RH availability charts starting on page G•40.
IW/RW availability charts starting on page G•46.

WALL TOP HINGE with BIFOLD, 30″, 33″, or 36″ HIGH

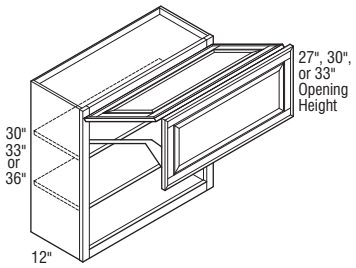

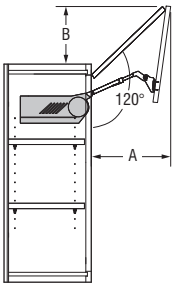

	Cubic Feet	1	2	3	4	5	6	7
WTH2430BF	6.7	2442	2539	2611	2722	2855	3075	3295
WTH2730BF	7.5	2482	2579	2651	2738	2871	3089	3307
WTH3030BF	8.3	2522	2619	2688	2775	2910	3127	3344
WTH3330BF	9.1	2562	2658	2727	2814	2948	3167	3386
WTH3630BF	9.9	2603	2699	2768	2853	2988	3207	3426
WTH2433BF	7.4	2521	2620	2695	2815	2950	3179	3408
WTH2733BF	8.3	2561	2660	2738	2854	2990	3220	3450
WTH3033BF	9.1	2602	2701	2778	2894	3031	3260	3489
WTH3333BF	10.0	2642	2741	2818	2935	3071	3300	3529
WTH3633BF	10.9	2682	2781	2857	2977	3111	3340	3569
WTH2436BF	8.0	2682	2780	2853	2965	3098	3322	3546
WTH2736BF	9.0	2722	2820	2893	3003	3138	3363	3588
WTH3036BF	9.9	2762	2860	2934	3043	3178	3402	3626
WTH3336BF	10.9	2802	2900	2974	3085	3219	3442	3665
WTH3636BF	11.8	2843	2940	3016	3125	3259	3482	3705

- Not available on Inset and Beaded Inset styles.
- Grain on center panels and slab doors will run horizontally and door rail configuration on non-miter doors will be unique from adjacent cabinet doors.
- Door opens to 120°. Angle restriction clips available; see page S•16.
- Additional accessories available for Automatic Opening Mechanism option, refer to page S•13.

	Cabinet Height	A	B
Full Overlay	30″	14 3/8″	7 3/8″
	33″	15 3/4″	8 1/16″
	36″	17 1/16″	8 3/4″

Door & Drawer Options

AF	AOMD	CC	CG	GAMD	HC	IFHG	MC	MD	MFO	PRMD	SHMD	SPLITDR	SPLITDRWS	TCG	TCP
✓	✓		✓										✓		

End Panel Options

AUTH	CSFPE	EXBK	EXDN	FFD	FL/FR	FPE	INTGE	IPE
✓	✓	✓	✓		✓	✓		

Custom Modification Options

ADD_SHLF	ADDTK	ADRW	BVR	CBO	CCO	CFNTO	CFRMO	CLIP	CND	CSDGBK	EX	EX_OL	F.ALL	FBFL	FLUT[1]	FTK	ID	IH[2]
		✓	✓					✓		✓	✓	✓			✓	✓	✓	✓

INVFRM	IW[3]	LIGHT	MIP	OBRB	PFINBTMB	RD	RECTK	RH	ROSFLUT	RT	RW	STW	TD	TKP	TVR	WS	WTR
	✓	✓	✓	✓	✓				✓							✓	✓

[1] Not available with 6″ fluting.
[2] Not available on 36″ high.
[3] Not available on 36″ wide.

Wall Cabinets

WALL, 39″ or 42″ HIGH

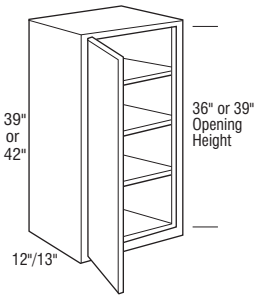

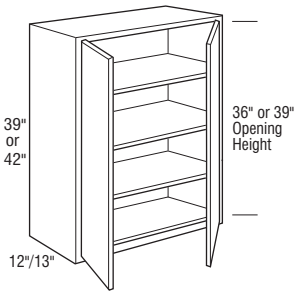

	Cubic Feet	1	2	3	4	5	6	7
W939 L or R	3.6	1011	1059	1095	1153	1233	1347	1461
W1239 L or R	4.6	1094	1146	1182	1250	1318	1442	1566
W1539 L or R	5.6	1145	1199	1248	1312	1385	1510	1635
W1839 L or R	6.6	1196	1257	1297	1370	1442	1574	1706
W2139 L or R	7.6	1245	1303	1350	1420	1497	1631	1765
W2439 L or R	8.7	1283	1347	1394	1471	1544	1683	1822
W942 L or R	3.8	1094	1143	1183	1248	1312	1436	1560
W1242 L or R	4.9	1143	1200	1240	1312	1388	1520	1652
W1542 L or R	6.0	1199	1260	1303	1376	1443	1576	1709
W1842 L or R	7.1	1250	1313	1365	1436	1524	1655	1786
W2142 L or R	8.2	1308	1373	1419	1500	1576	1719	1862
W2442 L or R	9.3	1343	1411	1451	1535	1622	1768	1914
W2439	8.7	1607	1685	1735	1833	1948	2127	2306
W2739	9.7	1839	1923	1997	2101	2213	2418	2623
W3039	10.7	1916	2008	2078	2190	2317	2530	2743
W3339	11.7	1973	2072	2144	2263	2387	2613	2839
W3639	12.7	2056	2157	2238	2355	2481	2716	2951
W3939	13.8	2130	2238	2323	2443	2583	2820	3057
W2442	9.3	1647	1729	1784	1881	1998	2179	2360
W2742	10.4	1930	2026	2098	2208	2327	2539	2751
W3042	11.5	2004	2100	2176	2295	2418	2637	2856
W3342	12.6	2067	2166	2243	2372	2511	2745	2979
W3642	13.7	2156	2259	2335	2470	2606	2849	3092
W3942	14.8	2221	2335	2418	2545	2688	2938	3188

Notes below apply to all products in section above:

- Three adjustable shelves.
- Inset and Beaded Inset Door Styles are a standard 13″ deep.
- Full Overlay Styles:
  - Increased Depths available in 1/4″ increments from 12 1/4″ to 30″.
  - Reduced Depths available in 1/4″ increments from 6″ to 11 3/4″.
- Inset and Beaded Inset Styles:
  - Increased Depths available in 1/4″ increments from 13 1/4″ to 30″.
  - Reduced Depths available in 1/4″ increments from 6″ to 12 3/4″.

Door & Drawer Options

AF	AOMD	CC[1]	CG	GAMD[1]	HC	IFHG	MC	MD[1]	MFO	PRMD[2]	SHMD[1]	SPLITDR[3]	SPLITDRWS	TCG	TCP
✓		✓	✓	✓	✓	✓	✓	✓	✓	✓	✓	✓		✓	✓

End Panel Options

AUTH	CSFPE	EXBK	EXDN	FFD	FL/FR	FPE	INTGE	IPE
✓	✓	✓	✓	✓	✓	✓	✓	✓

Custom Modification Options

ADD_SHLF	ADDTK	ADRW	BVR	CBO	CCO	CFNTO	CFRMO	CLIP[4]	CND	CSDGBK	EX	EX_OL	F.ALL	FBFL	FLUT[5]	FTK[6]	ID	IH
✓		✓	✓	✓	✓	✓	✓	✓	✓	✓	✓	✓			✓	✓	✓	✓

INVFRM	IW[7]	LIGHT	MIP	OBRB	PFINBTMB	RD	RECTK	RH	ROSFLUT	RT[8]	RW	STW	TD[9]	TKP	TVR[10]	WS	WTR
	✓	✓	✓	✓	✓	✓			✓	✓			✓		✓	✓	✓

[1] Not available on 9″ wide.
[2] Not available on 9″, 12″, or 24″ (2 doors) wide.
[3] Only available on 24″ (2 doors)-39″ wide.
[4] Not available on 9″, 12″ or 24″ (2 doors) wide.
[5] Not available with 6″ fluting.
[6] FTKAV and style B-L not available on 9″ or 12″ wide.
[7] Not available on 24″ (1 door) wide.
[8] Not available on 9″ or 39″ wide.
[9] Not available on 9″ or 24″ (2 doors) wide.
[10] Not available on 42″-48″ wide and TVRAV and style B-L not available on 9″ or 12″ wide.

IH/RH availability charts starting on page G•40.
IW/RW availability charts starting on page G•46.

WALL, 39″ or 42″ HIGH (cont'd)

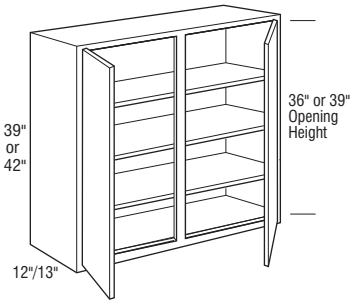

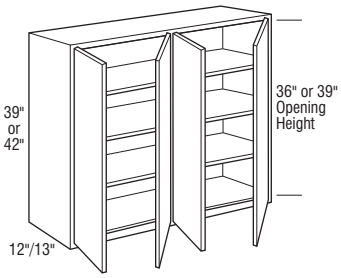

	Cubic Feet	1	2	3	4	5	6	7
W4239	14.8	2206	2307	2386	2524	2654	2904	3154
W4539	15.8	2327	2440	2529	2670	2802	3065	3328
W4839CS	16.8	2440	2557	2648	2789	2934	3203	3472
W4242	15.9	2295	2412	2498	2634	2768	3020	3272
W4542	17.0	2420	2535	2620	2765	2917	3188	3459
W4842CS	18.1	2535	2660	2756	2905	3056	3337	3618
W4839	16.8	2805	2940	3045	3206	3374	3684	3994
W4842	18.1	2915	3059	3168	3341	3513	3836	4159

- Three adjustable shelves.
- Inset and Beaded Inset Door Styles are a standard 13″ deep.
- Full Overlay Styles:
  - Increased Depths available in 1/4″ increments from 12 1/4″ to 30″.
  - Reduced Depths available in 1/4″ increments from 6″ to 11 3/4″.
- Inset and Beaded Inset Styles:
  - Increased Depths available in 1/4″ increments from 13 1/4″ to 30″.
  - Reduced Depths available in 1/4″ increments from 6″ to 12 3/4″.

Door & Drawer Options

AF	AOMD	CC	CG	GAMD	HC	IFHG	MC	MD	MFO	PRMD	SHMD	SPLITDR	SPLITDRWS	TCG	TCP
✓		✓	✓	✓	✓	✓	✓	✓	✓	✓	✓			✓	✓

End Panel Options

AUTH	CSFPE	EXBK	EXDN	FFD	FL/FR	FPE	INTGE	IPE
✓	✓	✓	✓	✓	✓	✓	✓	✓

Custom Modification Options

ADD_SHLF	ADDTK	ADRW	BVR	CBO	CCO	CFNTO	CFRMO	CLIP	CND	CSDGBK	EX	EX_OL	F.ALL	FBFL	FLUT[1]	FTK	ID	IH
✓		✓	✓	✓	✓	✓	✓	✓	✓	✓	✓	✓			✓	✓	✓	✓

INVFRM	IW[2]	LIGHT	MIP	OBRB	PFINBTMB	RD	RECTK	RH	ROSFLUT	RT	RW	STW	TD	TKP	TVR	WS	WTR
	✓	✓	✓	✓	✓	✓			✓	✓			✓			✓	✓

[1] Not available with 6″ fluting.
[2] Not available on 48″ wide.

Wall Cabinets

WALL, 45″ or 48″ HIGH

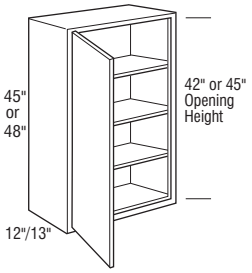

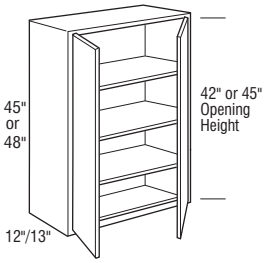

	Cubic Feet	1	2	3	4	5	6	7
W945 L or R	4.1	1420	1483	1539	1622	1704	1865	2026
W1245 L or R	5.3	1483	1559	1613	1704	1808	1975	2142
W1545 L or R	6.4	1558	1636	1695	1785	1872	2045	2218
W1845 L or R	7.6	1626	1706	1774	1865	1980	2153	2326
W2145 L or R	8.8	1699	1782	1843	1951	2045	2237	2429
W2445 L or R	9.9	1747	1832	1889	1997	2106	2295	2484
W948 L or R	4.4	1603	1682	1731	1808	1889	2065	2241
W1248 L or R	5.6	1688	1769	1825	1902	1986	2174	2362
W1548 L or R	6.9	1768	1849	1907	1992	2086	2276	2466
W1848 L or R	8.1	1842	1928	1980	2077	2166	2372	2578
W2148 L or R	9.3	1918	2010	2066	2161	2270	2476	2682
W2448 L or R	10.6	1981	2078	2138	2233	2340	2556	2772
W2445	9.9	2139	2244	2323	2444	2592	2832	3072
W2745	11.1	2511	2630	2726	2869	3020	3303	3586
W3045	12.3	2606	2729	2825	2986	3138	3428	3718
W3345	13.5	2687	2817	2919	3081	3264	3566	3868
W3645	14.6	2802	2937	3034	3203	3385	3704	4023
W3945	15.8	2886	3034	3138	3310	3497	3821	4145
W2448	10.6	2282	2395	2452	2578	2683	2937	3191
W2748	11.8	2835	2974	3065	3197	3338	3656	3974
W3048	13.1	2952	3097	3184	3331	3469	3792	4115
W3348	14.3	3048	3193	3287	3444	3598	3927	4256
W3648	15.6	3167	3322	3410	3570	3747	4098	4449
W3948	16.8	3274	3428	3531	3697	3913	4275	4637

Notes below apply to all products in section above:

- Three adjustable shelves.
- Inset and Beaded Inset Door Styles are a standard 13″ deep.
- Full Overlay Styles:
  - Increased Depths available in 1/4″ increments from 12 1/4″ to 30″.
  - Reduced Depths available in 1/4″ increments from 6″ to 11 3/4″.
- Inset and Beaded Inset Styles:
  - Increased Depths available in 1/4″ increments from 13 1/4″ to 30″.
  - Reduced Depths available in 1/4″ increments from 6″ to 12 3/4″.

Door & Drawer Options

AF	AOMD	CC[1]	CG	GAMD[1]	HC	IFHG	MC	MD[1]	MFO	PRMD[2]	SHMD[1]	SPLITDR[3]	SPLITDRWS	TCG	TCP
✓		✓	✓	✓	✓	✓	✓	✓	✓	✓	✓	✓		✓	✓

End Panel Options

AUTH	CSFPE	EXBK	EXDN	FFD	FL/FR	FPE	INTGE	IPE
✓	✓	✓	✓	✓	✓	✓	✓	✓

Custom Modification Options

ADD_SHLF	ADDTK	ADRW	BVR	CBO	CCO	CFNTO	CFRMO	CLIP[4]	CND	CSDGBK	EX	EX_OL	F.ALL	FBFL	FLUT[5]	FTK[6]	ID	IH
✓		✓	✓	✓	✓	✓	✓	✓	✓	✓	✓	✓			✓	✓	✓	✓

INVFRM	IW[7]	LIGHT	MIP	OBRB	PFINBTMB	RD	RECTK	RH	ROSFLUT	RT[8]	RW	STW	TD	TKP	TVR[9]	WS	WTR
	✓	✓	✓	✓	✓	✓			✓	✓					✓	✓	✓

[1] Not available on 9″ wide.
[2] Not available on 9″, 12″, or 24″ (2 doors) wide.
[3] Only available on 24″ (2 doors)-39″ wide.
[4] Not available on 9″, 12″ or 24″ (2 doors) wide.
[5] Not available with 6″ fluting.
[6] FTKAV and style B-L not available on 9″ or 12″ wide.
[7] Not available on 24″ (1 door) wide.
[8] Not available on 9″ or 39″ wide.
[9] Not available on 42″-48″ wide and TVRAV and style B-L not available on 9″ or 12″ wide.

IH/RH availability charts starting on page G•40.
IW/RW availability charts starting on page G•46.

WALL, 45″ or 48″ HIGH (cont'd)

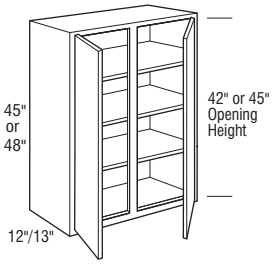

	Cubic Feet	1	2	3	4	5	6	7
W4245	17.0	2986	3132	3248	3424	3598	3926	4254
W4545	18.1	3142	3292	3407	3596	3787	4143	4499
W4845	19.3	3292	3452	3584	3778	3971	4340	4709
W4248	18.1	3379	3543	3642	3808	3993	4365	4737
W4548	19.3	3555	3724	3832	4010	4192	4576	4960
W4848	20.6	3716	3901	4017	4198	4401	4810	5219

- Three adjustable shelves.
- Inset and Beaded Inset Door Styles are a standard 13″ deep.
- Full Overlay Styles:
  - Increased Depths available in 1/4″ increments from 12 1/4″ to 30″.
  - Reduced Depths available in 1/4″ increments from 6″ to 11 3/4″.
- Inset and Beaded Inset Styles:
  - Increased Depths available in 1/4″ increments from 13 1/4″ to 30″.
  - Reduced Depths available in 1/4″ increments from 6″ to 12 3/4″.

Door & Drawer Options

AF	AOMD	CC[1]	CG	GAMD[1]	HC	IFHG	MC	MD[1]	MFO	PRMD[2]	SHMD[1]	SPLITDR[3]	SPLITDRWS	TCG	TCP
✓		✓	✓	✓	✓	✓	✓	✓	✓	✓	✓	✓		✓	✓

End Panel Options

AUTH	CSFPE	EXBK	EXDN	FFD	FL/FR	FPE	INTGE	IPE
✓	✓	✓	✓	✓	✓	✓	✓	✓

Custom Modification Options

ADD_SHLF	ADDTK	ADRW	BVR	CBO	CCO	CFNTO	CFRMO	CLIP[4]	CND	CSDGBK	EX	EX_OL	F.ALL	FBFL	FLUT[5]	FTK[6]	ID	IH
✓		✓	✓	✓	✓	✓	✓	✓	✓	✓	✓	✓			✓	✓	✓	✓

INVFRM	IW[7]	LIGHT	MIP	OBRB	PFINBTMB	RD	RECTK	RH	ROSFLUT	RT[8]	RW	STW	TD	TKP	TVR[9]	WS	WTR
	✓	✓	✓	✓	✓	✓			✓	✓					✓	✓	✓

[1] Not available on 9″ wide.
[2] Not available on 9″, 12″, or 24″ (2 doors) wide.
[3] Only available on 24″ (2 doors)-39″ wide.
[4] Not available on 9″, 12″ or 24″ (2 doors) wide.
[5] Not available with 6″ fluting.
[6] FTKAV and style B-L not available on 9″ or 12″ wide.
[7] Not available on 48″ wide.
[8] Not available on 9″ or 39″ wide.
[9] Not available on 42″-48″ wide and TVRAV and style B-L not available on 9″ or 12″ wide.

Wall Cabinets

WALL with TWO DRAWERS, 48″, 51″, 54″, or 60″ HIGH

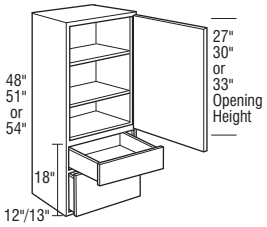

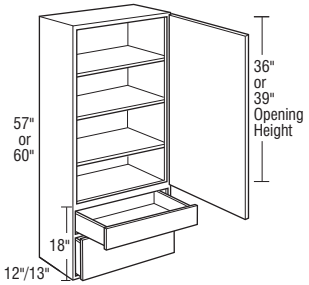

	Cubic Feet	1	2	3	4	5	6	7
W2D1548 L or R	6.9	1348	1391	1423	1470	1518	1613	1708
W2D1848 L or R	8.1	1389	1428	1464	1514	1572	1659	1746
W2D2448 L or R	10.6	1449	1496	1527	1584	1638	1738	1838
W2D1551 L or R	7.3	1512	1563	1596	1658	1713	1824	1935
W2D1851 L or R	8.6	1560	1605	1648	1711	1780	1882	1984
W2D2451 L or R	11.2	1631	1689	1722	1792	1860	1979	2098
W2D1554 L or R	7.7	1596	1655	1702	1758	1826	1944	2062
W2D1854 L or R	9.1	1649	1707	1744	1812	1879	2001	2123
W2D2454 L or R	11.9	1731	1792	1835	1908	1975	2106	2237
W2D1557 L or R	8.1	1676	1731	1780	1844	1917	2042	2167
W2D1857 L or R	9.6	1728	1790	1829	1902	1974	2106	2238
W2D2457 L or R	12.5	1815	1879	1927	2002	2075	2214	2353
W2D1560 L or R	8.5	1731	1792	1835	1908	1975	2108	2241
W2D1860 L or R	10.1	1782	1845	1897	1968	2056	2187	2318
W2D2460 L or R	13.2	1875	1943	1984	2067	2154	2300	2446

- 48″-54″ high includes two adjustable shelves. 57″-60″ high includes three adjustable shelves.
- Countertop backsplash must stop to set cabinet against wall.
- Inset and Beaded Inset Door Styles are a standard 13″ deep.
- When Inset and Beaded Inset Door Styles are selected, the top drawer will be slab.
- Full Overlay Styles:
  - Increased Depths available in 1/4″ increments from 12 1/4″ to 30″.
  - Reduced Depths available in 1/4″ increments from 6″ to 11 3/4″.
- Inset and Beaded Inset Styles:
  - Increased Depths available in 1/4″ increments from 13 1/4″ to 30″.
  - Reduced Depths available in 1/4″ increments from 6″ to 12 3/4″.

Door & Drawer Options

AF	AOMD	CC	CG	GAMD	HC	IFHG	MC	MD	MFO	PRMD	SHMD	SPLITDR	SPLITDRWS	TCG[1]	TCP[1]
			✓			✓		✓	✓	✓				✓	✓

End Panel Options

AUTH	CSFPE	EXBK	EXDN	FFD	FL/FR	FPE	INTGE	IPE
✓	✓	✓	✓	✓		✓	✓	✓

Custom Modification Options

ADD_SHLF	ADDTK	ADRW	BVR	CBO	CCO	CFNTO	CFRMO	CLIP	CND	CSDGBK	EX	EX_OL	F.ALL	FBFL	FLUT[2]	FTK	ID[3]	IH
	✓		✓	✓	✓	✓	✓	✓	✓	✓	✓	✓			✓	✓	✓	✓

INVFRM	IW[4]	LIGHT	MIP	OBRB	PFINBTMB	RD	RECTK	RH	ROSFLUT	RT[4]	RW	STW	TD[5]	TKP	TVR	WS	WTR
	✓		✓	✓	✓	✓	✓		✓	✓			✓	✓	✓	✓	✓

[1] Not available on 48″ or 51″ high.
[2] Not available with 6″ fluting.
[3] Not available on W2D2448 L or R and W2D2451 L or R.
[4] Not available on 24″ wide.
[5] Only available on 48″ high and W2D2454 L or R.

IH/RH availability charts starting on page G•40.
IW/RW availability charts starting on page G•46.

WALL with TWO DRAWERS, 48″, 51″, 54″, 57″, or 60″ HIGH

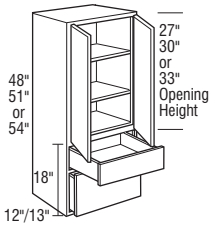

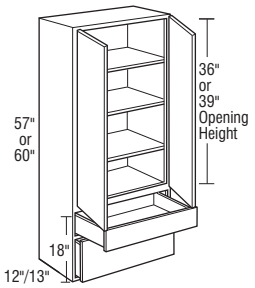

	Cubic Feet	1	2	3	4	5	6	7
W2D2448	10.6	1713	1769	1810	1875	1966	2091	2216
W2D2748	11.8	1833	1897	1947	2026	2090	2235	2380
W2D3048	13.1	1897	1964	2016	2092	2180	2340	2500
W2D3348	14.3	1944	2013	2058	2140	2230	2387	2544
W2D3648	15.6	1992	2067	2122	2214	2295	2456	2617
W2D2451	11.2	1949	2015	2066	2144	2251	2402	2553
W2D2751	12.6	2091	2168	2228	2324	2401	2576	2751
W2D3051	13.9	2168	2249	2314	2406	2507	2703	2899
W2D3351	15.2	2224	2311	2363	2462	2569	2756	2943
W2D3651	16.5	2285	2374	2440	2549	2650	2838	3026
W2D2454	11.9	2034	2107	2154	2244	2353	2518	2683
W2D2754	13.3	2249	2329	2395	2493	2599	2790	2981
W2D3054	14.7	2321	2406	2476	2577	2695	2895	3095
W2D3354	16.1	2376	2470	2536	2643	2767	2972	3177
W2D3654	17.5	2453	2548	2623	2738	2850	3070	3290
W2D2457	12.5	2138	2217	2267	2365	2480	2659	2838
W2D2757	14.0	2371	2455	2529	2633	2745	2950	3155
W2D3057	15.5	2448	2540	2611	2722	2849	3062	3275
W2D3357	16.9	2504	2604	2676	2795	2919	3145	3371
W2D3657	18.4	2588	2688	2770	2886	3013	3248	3483
W2D2460	13.2	2179	2261	2316	2412	2530	2711	2892
W2D2760	14.7	2462	2558	2629	2740	2859	3071	3283
W2D3060	16.3	2536	2632	2708	2827	2950	3169	3388
W2D3360	17.8	2599	2697	2775	2903	3043	3277	3511
W2D3660	19.4	2687	2791	2867	3002	3138	3381	3624

- 48″-54″ high includes two adjustable shelves. 57″-60″ high includes three adjustable shelves.
- Countertop backsplash must stop to set cabinet against wall.
- Inset and Beaded Inset Door Styles are a standard 13″ deep.
- When Inset and Beaded Inset Door Styles are selected, the top drawer will be slab.
- Full Overlay Styles:
  - Increased Depths available in 1/4″ increments from 12 1/4″ to 30″.
  - Reduced Depths available in 1/4″ increments from 6″ to 11 3/4″.
- Inset and Beaded Inset Styles:
  - Increased Depths available in 1/4″ increments from 13 1/4″ to 30″.
  - Reduced Depths available in 1/4″ increments from 6″ to 12 3/4″.

Door & Drawer Options

AF	AOMD	CC	CG	GAMD	HC	IFHG	MC	MD	MFO	PRMD	SHMD	SPLITDR	SPLITDRWS	TCG[1]	TCP[1]
			✓			✓		✓	✓	✓		✓		✓	✓

End Panel Options

AUTH	CSFPE	EXBK	EXDN	FFD	FL/FR	FPE	INTGE	IPE
✓	✓	✓	✓	✓		✓	✓	✓

Custom Modification Options

ADD_SHLF	ADDTK	ADRW	BVR	CBO	CCO	CFNTO	CFRMO	CLIP[2]	CND	CSDGBK	EX	EX_OL	F.ALL	FBFL	FLUT[3]	FTK	ID[4]	IH
	✓		✓	✓	✓	✓	✓	✓	✓	✓	✓	✓			✓	✓	✓	✓

INVFRM	IW	LIGHT	MIP	OBRB	PFINBTMB	RD	RECTK	RH	ROSFLUT	RT	RW	STW	TD[5]	TKP	TVR	WS	WTR
	✓		✓	✓	✓	✓	✓		✓	✓			✓	✓	✓	✓	✓

[1] Not available on 48″ or 54″ high.
[2] Not available on 24″ wide.
[3] Not available with 6″ fluting.
[4] Not available on W2D2451 and W2D2454.
[5] Not available on 48″ high.

Wall Cabinets

WALL with THREE DRAWERS, 48″, 51″, 54″, or 60″ HIGH

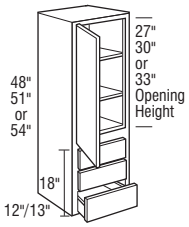

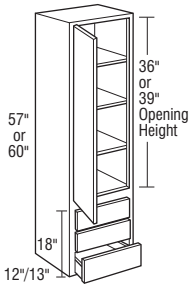

	Cubic Feet	1	2	3	4	5	6	7
W3D1548 L or R	6.9	1624	1666	1699	1746	1794	1889	1984
W3D1848 L or R	8.1	1664	1704	1740	1790	1848	1934	2020
W3D2448 L or R	10.6	1725	1772	1803	1860	1914	2014	2114
W3D1551 L or R	7.3	1788	1839	1872	1933	1989	2100	2211
W3D1851 L or R	8.6	1836	1881	1924	1987	2056	2158	2260
W3D2451 L or R	11.2	1907	1965	1998	2068	2136	2255	2374
W3D1554 L or R	7.7	1872	1931	1978	2034	2102	2220	2338
W3D1854 L or R	9.1	1925	1983	2020	2088	2155	2277	2399
W3D2454 L or R	11.9	2007	2068	2111	2184	2251	2382	2513
W3D1557 L or R	8.1	1952	2007	2056	2120	2193	2318	2443
W3D1857 L or R	9.6	2003	2066	2105	2178	2250	2382	2514
W3D2457 L or R	12.5	2091	2155	2203	2278	2351	2490	2629
W3D1560 L or R	8.5	2007	2068	2111	2184	2251	2384	2517
W3D1860 L or R	10.1	2058	2121	2173	2244	2332	2463	2594
W3D2460 L or R	13.2	2151	2219	2260	2342	2430	2576	2722

- 48″-54″ high includes two adjustable shelves. 57″-60″ high includes three adjustable shelves.
- Includes three standard drawers.
- Countertop backsplash must stop to set cabinet against wall.
- Inset and Beaded Inset Door Styles are a standard 13″ deep.
- When Inset and Beaded Inset Door Styles are selected, drawers will be slab.
- Full Overlay Styles:
  - Increased Depths available in 1/4″ increments from 12 1/4″ to 30″.
  - Reduced Depths available in 1/4″ increments from 6″ to 11 3/4″.
- Inset and Beaded Inset Styles:
  - Increased Depths available in 1/4″ increments from 13 1/4″ to 30″.
  - Reduced Depths available in 1/4″ increments from 6″ to 12 3/4″.

Door & Drawer Options

AF	AOMD	CC	CG	GAMD	HC	IFHG	MC	MD	MFO	PRMD	SHMD	SPLITDR	SPLITDRWS	TCG[1]	TCP[1]
			✓			✓		✓	✓	✓				✓	✓

End Panel Options

AUTH	CSFPE	EXBK	EXDN	FFD	FL/FR	FPE	INTGE	IPE
✓	✓	✓	✓	✓		✓	✓	✓

Custom Modification Options

ADD_SHLF	ADDTK	ADRW	BVR	CBO	CCO	CFNTO	CFRMO	CLIP	CND	CSDGBK	EX	EX_OL	F.ALL	FBFL	FLUT[2]	FTK	ID[3]	IH
	✓		✓	✓	✓	✓	✓	✓	✓	✓	✓	✓			✓	✓	✓	✓

INVFRM	IW[4]	LIGHT	MIP	OBRB	PFINBTMB	RD	RECTK	RH	ROSFLUT	RT[4]	RW	STW	TD[5]	TKP	TVR	WS	WTR
	✓		✓	✓	✓	✓	✓		✓	✓			✓	✓	✓	✓	✓

[1] Not available on 48″ or 51″ high.
[2] Not available with 6″ fluting.
[3] Not available on W3D2448 L or R and W3D2451 L or R.
[4] Not available on 24″ wide.
[5] Only available on 48″ high and W3D2454 L or R.

IH/RH availability charts starting on page G•40.
IW/RW availability charts starting on page G•46.

WALL with THREE DRAWERS, 48″, 51″, 54″, 57″, or 60″ HIGH

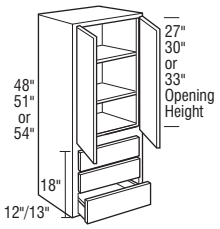

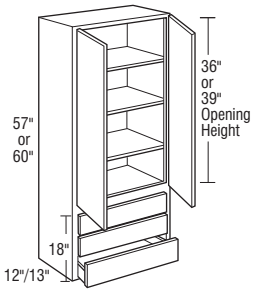

	Cubic Feet	1	2	3	4	5	6	7
W3D2448	10.6	1989	2045	2086	2151	2242	2367	2492
W3D2451	11.2	2225	2291	2341	2420	2527	2678	2829
W3D2454	11.9	2310	2383	2430	2520	2629	2794	2959
W3D2457	12.5	2414	2493	2543	2641	2756	2935	3114
W3D2460	13.2	2455	2537	2592	2688	2806	2987	3168

- 48″-54″ high includes two adjustable shelves. 57″-60″ high includes three adjustable shelves.
- Includes three standard drawers.
- Countertop backsplash must stop to set cabinet against wall.
- Inset and Beaded Inset Door Styles are a standard 13″ deep.
- When Inset and Beaded Inset Door Styles are selected, drawers will be slab.
- Full Overlay Styles:
  - Increased Depths available in 1/4″ increments from 12 1/4″ to 30″.
  - Reduced Depths available in 1/4″ increments from 6″ to 11 3/4″.
- Inset and Beaded Inset Styles:
  - Increased Depths available in 1/4″ increments from 13 1/4″ to 30″.
  - Reduced Depths available in 1/4″ increments from 6″ to 12 3/4″.

Door & Drawer Options

AF	AOMD	CC	CG	GAMD	HC	IFHG	MC	MD	MFO	PRMD	SHMD	SPLITDR	SPLITDRWS	TCG[1]	TCP[1]
			✓			✓		✓	✓	✓		✓		✓	✓

End Panel Options

AUTH	CSFPE	EXBK	EXDN	FFD	FL/FR	FPE	INTGE	IPE
✓	✓	✓	✓	✓		✓	✓	✓

Custom Modification Options

ADD_SHLF	ADDTK	ADRW	BVR	CBO	CCO	CFNTO	CFRMO	CLIP	CND	CSDGBK	EX	EX_OL	F.ALL	FBFL	FLUT[2]	FTK	ID[3]	IH
	✓		✓	✓	✓	✓	✓		✓	✓	✓	✓			✓	✓	✓	✓

INVFRM	IW	LIGHT	MIP	OBRB	PFINBTMB	RD	RECTK	RH	ROSFLUT	RT	RW	STW	TD[4]	TKP	TVR	WS	WTR
	✓		✓	✓	✓	✓	✓		✓	✓			✓	✓	✓	✓	✓

[1] Not available on 48″ or 54″ high.
[2] Not available with 6″ fluting.
[3] Not available on W3D2451 and W3D2454.
[4] Only available on 48″ high

Stacked Wall Cabinets

STACKED WALL with APPLIANCE GARAGE, 36″ or 39″ HIGH

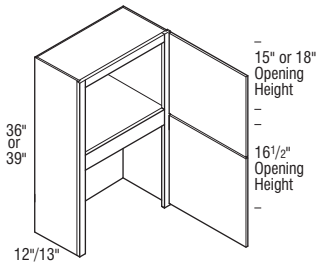

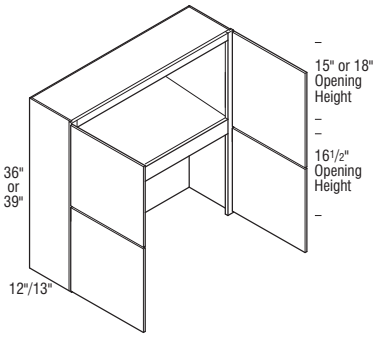

	Cubic Feet	1	2	3	4	5	6	7
STWDAG1536 L or R	5.2	981	1031	1069	1126	1192	1294	1396
STWDAG1836 L or R	6.1	1022	1073	1114	1174	1243	1348	1453
STWDAG2136 L or R	7.1	1062	1117	1159	1222	1293	1402	1511
STWDAG2436 L or R	8.0	1107	1163	1209	1272	1346	1460	1574
STWDAG1539 L or R	5.6	1092	1148	1192	1255	1328	1439	1550
STWDAG1839 L or R	6.6	1137	1196	1240	1306	1383	1500	1617
STWDAG2139 L or R	7.6	1187	1248	1295	1364	1444	1567	1690
STWDAG2439 L or R	8.7	1234	1297	1347	1419	1500	1628	1756
STWDAG2436	8.0	1453	1527	1585	1668	1765	1916	2067
STWDAG2736	9.0	1611	1693	1757	1851	1958	2126	2294
STWDAG3036	9.9	1679	1763	1831	1929	2042	2216	2390
STWDAG3336	10.9	1748	1837	1907	2009	2126	2306	2486
STWDAG3636	11.8	1821	1915	1986	2092	2214	2402	2590
STWDAG2439	8.7	1620	1700	1767	1860	1969	2138	2307
STWDAG2739	9.7	1797	1888	1959	2065	2185	2372	2559
STWDAG3039	10.7	1872	1965	2041	2149	2275	2469	2663
STWDAG3339	11.7	1950	2049	2127	2239	2370	2572	2774
STWDAG3639	12.7	2031	2134	2216	2335	2471	2681	2891

Notes below apply to all products in section above:

- Appliance garage opening is 16 1/2″.
- Increased Heights modification will increase the height of the upper cabinet section. The bottom section will retain its original height.
- Bottom section does not include floor.
- Full Overlay Styles:
  - Increased Depths available in 1/4″ increments from 12 1/4″ to 30″.
  - Reduced Depths available in 1/4″ increments from 6″ to 11 3/4″.
- Inset and Beaded Inset Styles:
  - Increased Depths available in 1/4″ increments from 13 1/4″ to 30″.
  - Reduced Depths available in 1/4″ increments from 6″ to 12 3/4″.

Door & Drawer Options

AF	AOMD	CC	CG	GAMD	HC	IFHG	MC	MD	MFO	PRMD[1]	SHMD	SPLITDR	SPLITDRWS	TCG	TCP
✓			✓	✓		✓		✓	✓	✓	✓				

End Panel Options

AUTH	CSFPE	EXBK	EXDN	FFD	FL/FR	FPE	INTGE	IPE
✓	✓	✓			✓	✓	✓	✓

Custom Modification Options

ADD_SHLF	ADDTK	ADRW	BVR	CBO	CCO	CFNTO	CFRMO	CLIP[1]	CND	CSDGBK	EX	EX_OL	F.ALL	FBFL	FLUT[2]	FTK	ID	IH
				✓	✓	✓	✓	✓	✓	✓	✓	✓			✓		✓	✓

INVFRM	IW[3]	LIGHT	MIP	OBRB	PFINBTMB	RD	RECTK	RH	ROSFLUT	RT	RW	STW	TD	TKP	TVR	WS[4]	WTR
	✓	✓	✓		✓	✓			✓						✓	✓	✓

[1] Not available on 24″ (2 doors) wide.
[2] Not available with 6″ fluting.
[3] Not available on 24″ (1 door) or 36″ wide.
[4] Wide stile both 3″ not available on 24″ (2 doors) wide.

IH/RH availability charts starting on page G•40.
IW/RW availability charts starting on page G•46.

STACKED WALL with APPLIANCE GARAGE, 42″ or 45″ HIGH

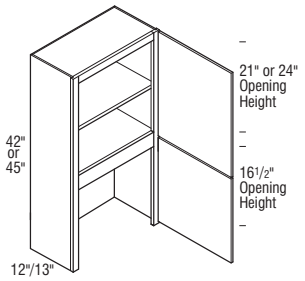

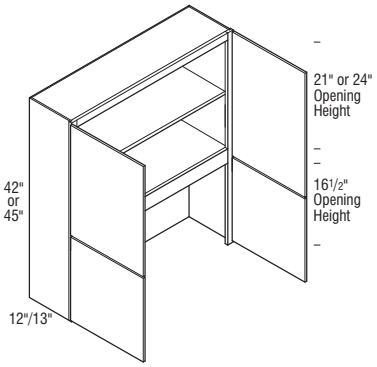

	Cubic Feet	1	2	3	4	5	6	7
STWDAG1542 L or R	6.0	1219	1280	1328	1398	1480	1607	1734
STWDAG1842 L or R	7.1	1269	1334	1385	1457	1542	1674	1806
STWDAG2142 L or R	8.2	1322	1388	1442	1518	1604	1742	1880
STWDAG2442 L or R	9.3	1377	1447	1500	1581	1673	1815	1957
STWDAG1545 L or R	6.4	1358	1427	1482	1559	1650	1791	1932
STWDAG1845 L or R	7.6	1414	1487	1544	1625	1719	1865	2011
STWDAG2145 L or R	8.8	1473	1548	1608	1693	1791	1944	2097
STWDAG2445 L or R	9.9	1535	1613	1674	1762	1865	2024	2183
STWDAG2442	9.3	1803	1896	1969	2075	2193	2381	2569
STWDAG2742	10.4	2002	2105	2185	2300	2435	2641	2847
STWDAG3042	11.5	2086	2191	2276	2395	2535	2750	2965
STWDAG3342	12.6	2174	2284	2372	2497	2642	2868	3094
STWDAG3642	13.7	2264	2379	2470	2600	2750	2984	3218
STWDAG2445	9.9	2010	2113	2192	2309	2443	2651	2859
STWDAG2745	11.1	2231	2345	2435	2563	2712	2943	3174
STWDAG3045	12.3	2324	2443	2537	2671	2825	3066	3307
STWDAG3345	13.5	2421	2544	2641	2781	2943	3193	3443
STWDAG3645	14.6	2522	2649	2750	2898	3066	3326	3586

Notes below apply to all products in section above:

- One adjustable shelf.
- Appliance garage opening is 16 1/2″.
- Increased Heights modification will increase the height of the upper cabinet section. The bottom section will retain its original height.
- Bottom section does not include floor.
- Full Overlay Styles:
  - Increased Depths available in 1/4″ increments from 12 1/4″ to 30″.
  - Reduced Depths available in 1/4″ increments from 6″ to 11 3/4″.
- Inset and Beaded Inset Styles:
  - Increased Depths available in 1/4″ increments from 13 1/4″ to 30″.
  - Reduced Depths available in 1/4″ increments from 6″ to 12 3/4″.

Door & Drawer Options

AF	AOMD	CC	CG	GAMD	HC	IFHG	MC	MD	MFO	PRMD[1]	SHMD	SPLITDR	SPLITDRWS	TCG	TCP
✓			✓	✓		✓		✓	✓	✓	✓				

End Panel Options

AUTH	CSFPE	EXBK	EXDN	FFD	FL/FR	FPE	INTGE	IPE
✓	✓	✓			✓	✓	✓	✓

Custom Modification Options

ADD_SHLF	ADDTK	ADRW	BVR	CBO	CCO	CFNTO	CFRMO	CLIP[1]	CND	CSDGBK	EX	EX_OL	F.ALL	FBFL	FLUT[2]	FTK	ID	IH
✓				✓	✓	✓	✓	✓	✓	✓	✓	✓			✓		✓	✓

INVFRM	IW[3]	LIGHT	MIP	OBRB	PFINBTMB	RD	RECTK	RH	ROSFLUT	RT	RW	STW	TD	TKP	TVR	WS[4]	WTR
	✓	✓	✓		✓	✓			✓						✓	✓	✓

[1] Not available on 24″ (2 doors) wide.
[2] Not available with 6″ fluting.
[3] Not available on 24″ (1 door) or 36″ wide.
[4] Wide stile both 3″ not available on 24″ (2 doors) wide.

Stacked Wall Cabinets

STACKED WALL with APPLIANCE GARAGE, 48″, 51″, or 54″ HIGH

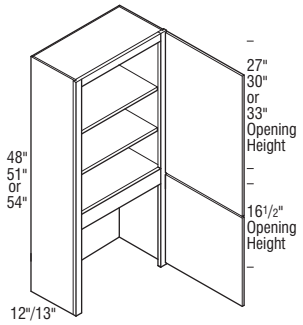

	Cubic Feet	1	2	3	4	5	6	7
STWDAG1548 L or R	6.9	1504	1592	1667	1758	1836	1965	2094
STWDAG1848 L or R	8.1	1567	1653	1734	1833	1922	2038	2154
STWDAG2148 L or R	9.3	1631	1723	1798	1894	1975	2104	2233
STWDAG2448 L or R	10.6	1725	1818	1878	1993	2104	2312	2520
STWDAG1551 L or R	8.6	1700	1799	1884	1986	2075	2215	2355
STWDAG1851 L or R	8.6	1774	1870	1958	2072	2170	2294	2418
STWDAG2151 L or R	9.9	1882	1984	2053	2178	2305	2537	2769
STWDAG2451 L or R	11.2	1948	2050	2121	2244	2373	2603	2833
STWDAG1554 L or R	7.7	1779	1877	1973	2084	2176	2326	2476
STWDAG1854 L or R	9.1	1853	1957	2044	2158	2258	2417	2576
STWDAG2154 L or R	10.5	1934	2042	2132	2231	2347	2503	2659
STWDAG2454 L or R	11.9	2037	2139	2224	2349	2475	2714	2953

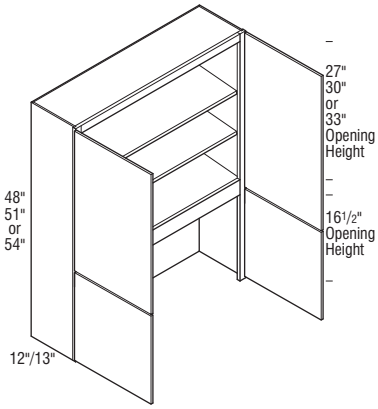

STWDAG2448	10.6	2276	2393	2464	2603	2780	3042	3304
STWDAG2748	11.8	2507	2646	2739	2902	3040	3339	3638
STWDAG3048	13.1	2636	2774	2880	3040	3214	3531	3848
STWDAG3348	14.3	2731	2865	2977	3143	3339	3656	3973
STWDAG3648	15.6	2849	2991	3105	3283	3468	3792	4116
STWDAG2451	11.2	2558	2692	2775	2932	3131	3422	3713
STWDAG2751	12.6	2824	2980	3085	3268	3418	3756	4094
STWDAG3051	13.9	2967	3121	3239	3418	3613	3969	4325
STWDAG3351	15.2	3076	3225	3349	3536	3756	4108	4460
STWDAG3651	16.5	3210	3367	3496	3695	3899	4266	4633
STWDAG2454	11.9	2625	2760	2843	3003	3207	3511	3815
STWDAG2754	13.3	2969	3119	3235	3418	3598	3943	4288
STWDAG3054	14.7	3104	3263	3382	3572	3778	4142	4506
STWDAG3354	16.1	3208	3367	3498	3699	3936	4298	4660
STWDAG3654	17.5	3350	3520	3650	3855	4074	4466	4858

Notes below apply to all products in section above:

- One fixed and two adjustable shelves.
- Appliance garage opening is 16 1/2″.
- Increased Heights modification will increase the height of the upper cabinet section. The bottom section will retain its original height.
- Bottom section does not include floor.
- Full Overlay Styles:
  - Increased Depths available in 1/4″ increments from 12 1/4″ to 30″.
  - Reduced Depths available in 1/4″ increments from 6″ to 11 3/4″.
- Inset and Beaded Inset Styles:
  - Increased Depths available in 1/4″ increments from 13 1/4″ to 30″.
  - Reduced Depths available in 1/4″ increments from 6″ to 12 3/4″.

Door & Drawer Options

AF	AOMD	CC	CG	GAMD	HC	IFHG	MC	MD	MFO	PRMD	SHMD	SPLITDR	SPLITDRWS	TCG	TCP
✓			✓	✓		✓		✓	✓	✓	✓				

End Panel Options

AUTH	CSFPE	EXBK	EXDN	FFD	FL/FR	FPE	INTGE[1]	IPE
✓	✓	✓			✓	✓	✓	✓

Custom Modification Options

ADD_SHLF	ADDTK	ADRW	BVR	CBO[1]	CCO[1]	CFNTO[1]	CFRMO[1]	CLIP	CND	CSDGBK	EX	EX_OL	F.ALL	FBFL	FLUT[2]	FTK	ID	IH
✓				✓	✓	✓	✓	✓	✓	✓	✓	✓			✓		✓	✓

INVFRM	IW	LIGHT	MIP	OBRB	PFINBTMB	RD	RECTK	RH	ROSFLUT	RT	RW	STW	TD	TKP	TVR	WS	WTR
		✓	✓		✓	✓			✓						✓	✓	✓

[1] Not available on 24″ (2 doors) wide.
[2] Not available with 6″ fluting.

IH/RH availability charts starting on page G•40.
IW/RW availability charts starting on page G•46.

STACKED WALL with APPLIANCE GARAGE, 57″ or 60″ HIGH

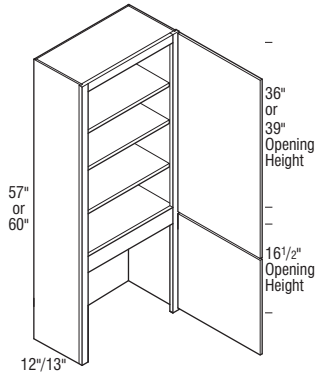

	Cubic Feet	1	2	3	4	5	6	7
STWDAG1557 L or R	8.1	1872	1976	2079	2191	2289	2448	2607
STWDAG1857 L or R	9.6	1952	2060	2153	2277	2375	2545	2715
STWDAG2157 L or R	11.0	2039	2151	2243	2364	2471	2636	2801
STWDAG2457 L or R	12.5	2142	2249	2340	2474	2602	2852	3102
STWDAG1560 L or R	8.1	1923	2031	2122	2242	2339	2505	2671
STWDAG1860 L or R	10.1	1999	2109	2213	2332	2449	2617	2785
STWDAG2160 L or R	11.6	2094	2207	2300	2436	2540	2718	2896
STWDAG2460 L or R	13.2	2191	2305	2384	2526	2669	2925	3181
STWDAG2457	12.5	2762	2904	2989	3163	3370	3693	4016
STWDAG2757	14.0	3126	3282	3402	3598	3783	4143	4503
STWDAG3057	15.5	3268	3429	3553	3755	3972	4357	4742
STWDAG3357	16.9	3268	3429	3553	2551	4130	4520	4910
STWDAG3657	18.4	3525	3704	3840	4053	4281	4696	5111
STWDAG2460	13.2	2788	2926	3022	3194	3397	3719	4041
STWDAG2760	14.7	3207	3366	3490	3686	3878	4257	4636
STWDAG3060	16.3	3338	3509	3642	3844	4052	4444	4836
STWDAG3360	17.8	3451	3621	3764	3977	4227	4762	5297
STWDAG3660	19.4	3606	3785	3916	4142	4383	4806	5229

Notes below apply to all products in section above:

- One fixed and three adjustable shelves.
- Appliance garage opening is 16 1/2″.
- Increased Heights modification will increase the height of the upper cabinet section. The bottom section will retain its original height.
- Bottom section does not include floor.
- Full Overlay Styles:
  - Increased Depths available in 1/4″ increments from 12 1/4″ to 30″.
  - Reduced Depths available in 1/4″ increments from 6″ to 11 3/4″.
- Inset and Beaded Inset Styles:
  - Increased Depths available in 1/4″ increments from 13 1/4″ to 30″.
  - Reduced Depths available in 1/4″ increments from 6″ to 12 3/4″.

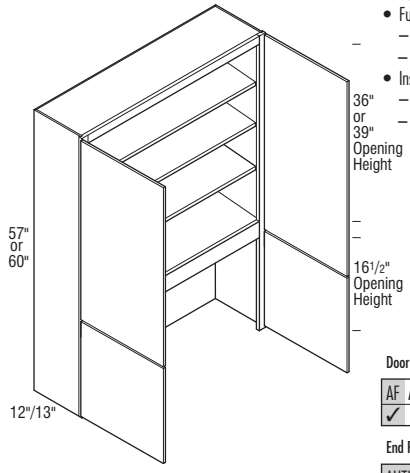

Door & Drawer Options

AF	AOMD	CC	CG	GAMD	HC	IFHG	MC	MD	MFO	PRMD	SHMD	SPLITDR	SPLITDRWS	TCG	TCP
✓			✓	✓		✓		✓	✓	✓	✓				

End Panel Options

AUTH	CSFPE	EXBK	EXDN	FFD	FL/FR	FPE	INTGE[1]	IPE
✓	✓	✓			✓	✓	✓	✓

Custom Modification Options

ADD_SHLF	ADDTK	ADRW	BVR	CBO[1]	CCO[1]	CFNTO[1]	CFRMO[1]	CLIP	CND	CSDGBK	EX	EX_OL	F.ALL	FBFL	FLUT[2]	FTK	ID	IH
✓				✓	✓	✓	✓	✓	✓	✓	✓	✓			✓		✓	✓

INVFRM	IW	LIGHT	MIP	OBRB	PFINBTMB	RD	RECTK	RH	ROSFLUT	RT	RW	STW	TD	TKP	TVR	WS	WTR
		✓	✓		✓	✓			✓						✓	✓	✓

[1] Not available on 24″ (2 doors) wide.
[2] Not available with 6″ fluting.

Stacked Wall Cabinets

STACKED WALL, 36″ or 39″ HIGH

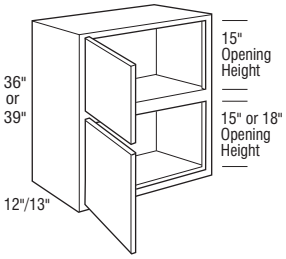

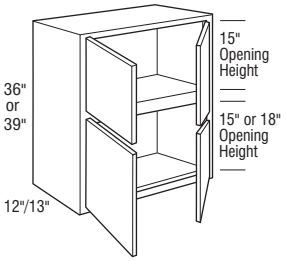

	Cubic Feet	1	2	3	4	5	6	7
STW1236 L or R	4.2	1408	1480	1536	1619	1712	1858	2004
STW1536 L or R	5.2	1465	1541	1599	1685	1784	1935	2086
STW1836 L or R	6.1	1525	1602	1662	1751	1853	2010	2167
STW2136 L or R	7.1	1586	1667	1730	1822	1928	2092	2256
STW2436 L or R	8.0	1648	1731	1797	1893	2002	2174	2346
STW1239 L or R	4.6	1465	1541	1599	1685	1784	1935	2086
STW1539 L or R	5.6	1528	1604	1666	1753	1855	2014	2173
STW1839 L or R	6.6	1588	1670	1733	1825	1930	2094	2258
STW2139 L or R	7.6	1651	1735	1801	1896	2007	2178	2349
STW2439 L or R	8.7	1717	1803	1873	1973	2087	2265	2443
STW2436	8.0	2260	2377	2466	2596	2748	2982	3216
STW2736	9.0	2355	2476	2569	2705	2863	3108	3353
STW3036	9.9	2449	2574	2672	2814	2977	3230	3483
STW3336	10.9	2547	2677	2779	2926	3094	3359	3624
STW3636	11.8	2648	2784	2889	3043	3220	3494	3768
STW3936	12.7	2755	2895	3008	3167	3349	3635	3921
STW2439	8.7	2355	2476	2569	2705	2863	3108	3353
STW2739	9.7	2453	2578	2676	2818	2982	3235	3488
STW3039	10.7	2551	2681	2783	2929	3100	3365	3630
STW3339	11.7	2653	2789	2894	3048	3225	3501	3777
STW3639	12.7	2760	2900	3012	3172	3354	3640	3926
STW3939	13.8	2871	3017	3132	3297	3487	3784	4081

Notes below apply to all products in section above:

- Inset and Beaded Inset Door Styles are a standard 13″ deep.
- Full Overlay Styles:
  - Increased Depths available in 1/4″ increments from 12 1/4″ to 30″.
  - Reduced Depths available in 1/4″ increments from 6″ to 11 3/4″.
- Inset and Beaded Inset Styles:
  - Increased Depths available in 1/4″ increments from 13 1/4″ to 30″.
  - Reduced Depths available in 1/4″ increments from 6″ to 12 3/4″.
- Increased Heights modification will increase the height of the lower cabinet section. The upper cabinet section will retain its original height.

Door & Drawer Options

AF	AOMD	CC	CG	GAMD[1]	HC	IFHG	MC	MD	MFO	PRMD[1]	SHMD	SPLITDR[2]	SPLITDRWS	TCG	TCP
✓			✓	✓		✓		✓	✓	✓	✓	✓			

End Panel Options

AUTH	CSFPE	EXBK	EXDN	FFD	FL/FR	FPE	INTGE	IPE
✓	✓	✓	✓	✓	✓	✓	✓	✓

Custom Modification Options

ADD_SHLF	ADDTK	ADRW	BVR	CBO	CCO	CFNTO	CFRMO	CLIP[3]	CND	CSDGBK	EX	EX_OL	F.ALL	FBFL	FLUT[4]	FTK[5]	ID	IH
	✓	✓	✓	✓	✓	✓	✓	✓	✓	✓	✓	✓			✓	✓	✓	✓

INVFRM	IW[6]	LIGHT	MIP	OBRB	PFINBTMB	RD	RECTK	RH	ROSFLUT	RT	RW	STW	TD	TKP	TVR[7]	WS[8]	WTR
	✓	✓	✓	✓	✓	✓	✓		✓			✓			✓	✓	✓

[1] Not available on 12″ or 24″ (2 doors) wide.
[2] Not available on 12″-24″ (1 door) wide.
[3] Not available on 12″ wide.
[4] Not available with 6″ fluting.
[5] FTKAV and style B-L not available on 12″ wide.
[6] Not available on 24″ (1 door) or 48″ wide.
[7] TVRAV and style B-L not available on 12″ wide.
[8] Wide stile both 3″ not available on 12″ or 24″ (2 doors) wide.

IH/RH availability charts starting on page G•40.
IW/RW availability charts starting on page G•46.

STACKED WALL, 36″ or 39″ HIGH (cont'd)

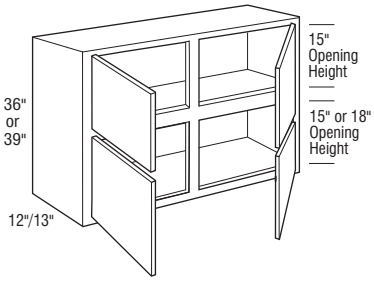

	Cubic Feet	1	2	3	4	5	6	7
STW4236	13.7	2866	3012	3125	3290	3481	3777	4073
STW4536	14.6	2980	3133	3252	3425	3624	3933	4242
STW4836	15.6	3099	3257	3380	3561	3767	4086	4405
STW4239	14.8	2984	3137	3257	3430	3629	3937	4245
STW4539	15.8	3104	3263	3385	3566	3772	4093	4414
STW4839	16.8	3229	3393	3522	3710	3926	4261	4596

Notes below apply to all products in section above:

- Inset and Beaded Inset Door Styles are a standard 13″ deep.
- Full Overlay Styles:
  - Increased Depths available in 1/4″ increments from 12 1/4″ to 30″.
  - Reduced Depths available in 1/4″ increments from 6″ to 11 3/4″.
- Inset and Beaded Inset Styles:
  - Increased Depths available in 1/4″ increments from 13 1/4″ to 30″.
  - Reduced Depths available in 1/4″ increments from 6″ to 12 3/4″.
- Increased Heights modification will increase the height of the lower cabinet section. The upper cabinet section will retain its original height.

Door & Drawer Options

AF	AOMD	CC	CG	GAMD[1]	HC	IFHG	MC	MD	MFO	PRMD[1]	SHMD	SPLITDR[2]	SPLITDRWS	TCG	TCP
✓			✓	✓		✓		✓	✓	✓	✓	✓			

End Panel Options

AUTH	CSFPE	EXBK	EXDN	FFD	FL/FR	FPE	INTGE	IPE
✓	✓	✓	✓	✓	✓	✓	✓	✓

Custom Modification Options

ADD_SHLF	ADDTK	ADRW	BVR	CBO	CCO	CFNTO	CFRMO	CLIP[3]	CND	CSDGBK	EX	EX_OL	F.ALL	FBFL	FLUT[4]	FTK[5]	ID	IH
	✓	✓	✓	✓	✓	✓	✓	✓	✓	✓	✓	✓			✓	✓	✓	✓

INVFRM	IW[6]	LIGHT	MIP	OBRB	PFINBTMB	RD	RECTK	RH	ROSFLUT	RT	RW	STW	TD	TKP	TVR[7]	WS[8]	WTR
	✓	✓	✓	✓	✓	✓	✓		✓			✓			✓	✓	✓

[1] Not available on 12″ or 24″ (2 doors) wide.
[2] Not available on 12″-24″ (1 door) wide.
[3] Not available on 12″ wide.
[4] Not available with 6″ fluting.
[5] FTKAV and style B-L not available on 12″ wide.
[6] Not available on 24″ (1 door) or 48″ wide.
[7] TVRAV and style B-L not available on 12″ wide.
[8] Wide stile both 3″ not available on 12″ or 24″ (2 doors) wide.

Stacked Wall Cabinets

STACKED WALL, 42″ or 45″ HIGH

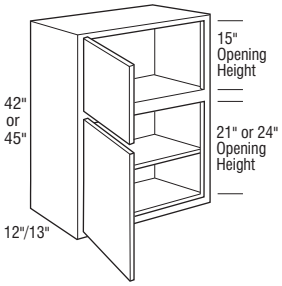

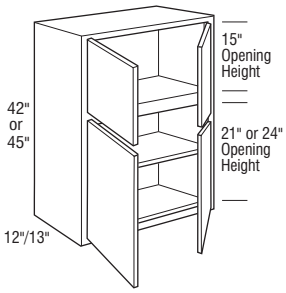

	Cubic Feet	1	2	3	4	5	6	7
STW1242 L or R	4.9	1528	1604	1666	1753	1855	2014	2173
STW1542 L or R	6.0	1591	1673	1735	1827	1933	2096	2259
STW1842 L or R	7.1	1654	1738	1803	1899	2009	2180	2351
STW2142 L or R	8.2	1721	1808	1877	1976	2090	2270	2450
STW2442 L or R	9.3	1790	1881	1952	2056	2176	2360	2544
STW1245 L or R	5.3	1591	1673	1735	1827	1933	2096	2259
STW1545 L or R	6.4	1656	1741	1807	1901	2012	2184	2356
STW1845 L or R	7.6	1723	1810	1879	1979	2093	2272	2451
STW2145 L or R	8.8	1792	1883	1955	2059	2180	2366	2552
STW2445 L or R	9.9	1862	1957	2032	2141	2265	2457	2649
STW2442	9.3	2453	2578	2676	2818	2982	3235	3488
STW2742	10.4	2555	2686	2788	2937	3108	3372	3636
STW3042	11.5	2657	2792	2899	3052	3230	3505	3780
STW3342	12.6	2765	2905	3017	3177	3362	3647	3932
STW3642	13.7	2876	3022	3137	3303	3494	3792	4090
STW3942	14.8	2989	3142	3263	3435	3634	3942	4250
STW2445	9.9	2555	2686	2788	2937	3108	3372	3636
STW2745	11.1	2661	2796	2904	3059	3236	3511	3786
STW3045	12.3	2769	2910	3020	3182	3367	3652	3937
STW3345	13.5	2880	3025	3140	3309	3501	3799	4097
STW3645	14.6	2994	3146	3268	3440	3640	3949	4258
STW3945	15.8	3115	3273	3397	3577	3784	4107	4430

Notes below apply to all products in section above:

- One adjustable shelf.
- Inset and Beaded Inset Door Styles are a standard 13″ deep.
- Full Overlay Styles:
  - Increased Depths available in 1/4″ increments from 12 1/4″ to 30″.
  - Reduced Depths available in 1/4″ increments from 6″ to 11 3/4″.
- Inset and Beaded Inset Styles:
  - Increased Depths available in 1/4″ increments from 13 1/4″ to 30″.
  - Reduced Depths available in 1/4″ increments from 6″ to 12 3/4″.
- Increased Heights modification will increase the height of the lower cabinet section. The upper cabinet section will retain its original height.

Door & Drawer Options

AF	AOMD	CC	CG	GAMD[1]	HC	IFHG	MC	MD	MFO	PRMD[1]	SHMD	SPLITDR[2]	SPLITDRWS	TCG	TCP
✓			✓	✓		✓		✓	✓	✓	✓	✓			

End Panel Options

AUTH	CSFPE	EXBK	EXDN	FFD	FL/FR	FPE	INTGE	IPE
✓	✓	✓	✓	✓	✓	✓	✓	✓

Custom Modification Options

ADD_SHLF	ADDTK	ADRW	BVR	CBO	CCO	CFNTO	CFRMO	CLIP[3]	CND	CSDGBK	EX	EX_OL	F.ALL	FBFL	FLUT[4]	FTK[5]	ID	IH
✓	✓	✓	✓	✓	✓	✓	✓	✓	✓	✓	✓	✓			✓	✓	✓	✓

INVFRM	IW[6]	LIGHT	MIP	OBRB	PFINBTMB	RD	RECTK	RH	ROSFLUT	RT	RW	STW	TD	TKP	TVR[7]	WS[8]	WTR
	✓	✓	✓	✓	✓	✓	✓		✓			✓			✓	✓	✓

[1] Not available on 12″ or 24″ (2 doors) wide.
[2] Not available on 12″-24″ (1 door) wide.
[3] Not available on 12″ wide.
[4] Not available with 6″ fluting.
[5] FTKAV and style B-L not available on 12″ wide.
[6] Not available on 24″ (1 door) or 48″ wide.
[7] TVRAV and style B-L not available on 12″ wide.
[8] Wide stile both 3″ not available on 12″ or 24″ (2 doors) wide.

IH/RH availability charts starting on page G•40.
IW/RW availability charts starting on page G•46.

STACKED WALL, 42″ or 45″ HIGH (cont'd)

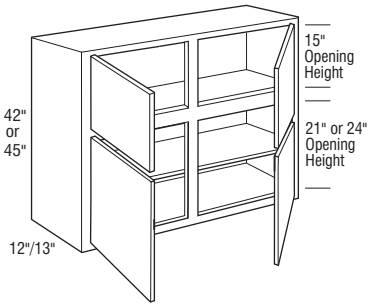

	Cubic Feet	1	2	3	4	5	6	7
STW4242	15.9	3110	3268	3390	3571	3777	4098	4419
STW4542	17.0	3234	3399	3528	3715	3931	4266	4601
STW4842	18.1	3365	3534	3669	3863	4085	4433	4781
STW4245	17.0	3239	3404	3533	3720	3936	4270	4604
STW4545	18.1	3370	3539	3674	3870	4095	4443	4791
STW4845	19.3	3503	3681	3822	4026	4260	4622	4984

- One adjustable shelf.
- Inset and Beaded Inset Door Styles are a standard 13″ deep.
- Full Overlay Styles:
  - Increased Depths available in 1/4″ increments from 12 1/4″ to 30″.
  - Reduced Depths available in 1/4″ increments from 6″ to 11 3/4″.
- Inset and Beaded Inset Styles:
  - Increased Depths available in 1/4″ increments from 13 1/4″ to 30″.
  - Reduced Depths available in 1/4″ increments from 6″ to 12 3/4″.
- Increased Heights modification will increase the height of the lower cabinet section. The upper cabinet section will retain its original height.

Door & Drawer Options

AF	AOMD	CC	CG	GAMD[1]	HC	IFHG	MC	MD	MFO	PRMD[1]	SHMD	SPLITDR[2]	SPLITDRWS	TCG	TCP
✓			✓	✓		✓		✓	✓	✓	✓	✓			

End Panel Options

AUTH	CSFPE	EXBK	EXDN	FFD	FL/FR	FPE	INTGE	IPE
✓	✓	✓	✓	✓	✓	✓	✓	✓

Custom Modification Options

ADD_SHLF	ADDTK	ADRW	BVR	CBO	CCO	CFNTO	CFRMO	CLIP[3]	CND	CSDGBK	EX	EX_OL	F.ALL	FBFL	FLUT[4]	FTK[5]	ID	IH
✓	✓	✓	✓	✓	✓	✓	✓	✓	✓	✓	✓	✓			✓	✓	✓	✓

INVFRM	IW[6]	LIGHT	MIP	OBRB	PFINBTMB	RD	RECTK	RH	ROSFLUT	RT	RW	STW	TD	TKP	TVR[7]	WS[8]	WTR
	✓	✓	✓	✓	✓	✓	✓		✓			✓			✓	✓	✓

[1] Not available on 12″ or 24″ (2 doors) wide.
[2] Not available on 12″-24″ (1 door) wide.
[3] Not available on 12″ wide.
[4] Not available with 6″ fluting.
[5] FTKAV and style B-L not available on 12″ wide.
[6] Not available on 24″ (1 door) or 48″ wide.
[7] TVRAV and style B-L not available on 12″ wide.
[8] Wide stile both 3″ not available on 12″ or 24″ (2 doors) wide.

Stacked Wall Cabinets

STACKED WALL, 48″ or 51″ HIGH

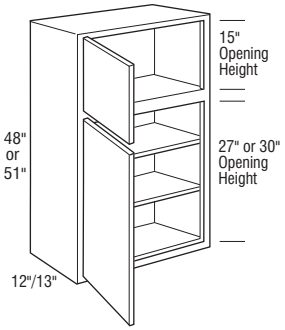

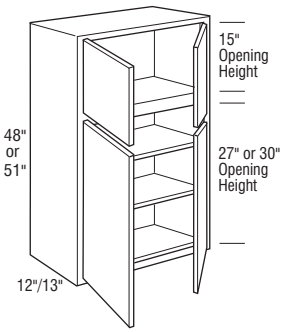

	Cubic Feet	1	2	3	4	5	6	7
STW1248 L or R	5.6	1643	1731	1811	1915	1990	2156	2322
STW1548 L or R	6.9	1719	1811	1890	1986	2067	2203	2339
STW1848 L or R	8.1	1784	1875	1959	2065	2156	2278	2400
STW2148 L or R	9.3	1851	1948	2029	2128	2213	2347	2481
STW2448 L or R	10.6	1951	2045	2109	2232	2347	2566	2785
STW1251 L or R	5.9	1842	1941	2030	2141	2225	2417	2609
STW1551 L or R	7.3	1925	2030	2118	2224	2317	2465	2613
STW1851 L or R	8.6	1999	2101	2195	2315	2417	2547	2677
STW2151 L or R	9.9	2076	2180	2272	2384	2480	2629	2778
STW2451 L or R	11.2	2184	2292	2364	2495	2629	2871	3113
STW2448	10.6	2527	2651	2724	2871	3056	3333	3610
STW2748	11.8	2772	2917	3014	3185	3331	3644	3957
STW3048	13.1	2904	3049	3161	3331	3513	3844	4175
STW3348	14.3	3006	3145	3264	3439	3644	3976	4308
STW3648	15.6	3131	3279	3399	3585	3778	4118	4458
STW3948	16.8	3275	3435	3555	3749	3970	4338	4706
STW2451	11.2	2825	2966	3051	3216	3424	3731	4038
STW2751	12.6	3103	3268	3377	3568	3727	4081	4435
STW3051	13.9	3252	3414	3538	3727	3931	4304	4677
STW3351	15.2	3368	3524	3654	3848	4081	4450	4819
STW3651	16.5	3508	3673	3808	4017	4232	4615	4998
STW3951	17.8	3669	3845	3982	4195	4444	4859	5274

Notes below apply to all products in section above:

- Two adjustable shelves.
- Inset and Beaded Inset Door Styles are a standard 13″ deep.
- Full Overlay Styles:
  - Increased Depths available in 1/4″ increments from 12 1/4″ to 30″.
  - Reduced Depths available in 1/4″ increments from 6″ to 11 3/4″.
- Inset and Beaded Inset Styles:
  - Increased Depths available in 1/4″ increments from 13 1/4″ to 30″.
  - Reduced Depths available in 1/4″ increments from 6″ to 12 3/4″.
- Increased Heights modification will increase the height of the lower cabinet section. The upper cabinet section will retain its original height.

Door & Drawer Options

AF	AOMD	CC	CG	GAMD	HC	IFHG	MC	MD	MFO	PRMD[1]	SHMD	SPLITDR[2]	SPLITDRWS	TCG	TCP
✓			✓	✓		✓		✓	✓	✓	✓	✓			

End Panel Options

AUTH	CSFPE	EXBK	EXDN	FFD	FL/FR	FPE	INTGE	IPE
✓	✓	✓	✓	✓	✓	✓	✓	✓

Custom Modification Options

ADD_SHLF	ADDTK	ADRW	BVR	CBO	CCO	CFNTO	CFRMO	CLIP[1]	CND	CSDGBK	EX	EX_OL	F.ALL	FBFL	FLUT[3]	FTK[4]	ID	IH
	✓	✓	✓	✓	✓	✓	✓	✓	✓	✓	✓	✓			✓	✓	✓	✓

INVFRM	IW[5]	LIGHT	MIP	OBRB	PFINBTMB	RD	RECTK	RH	ROSFLUT	RT	RW	STW	TD	TKP	TVR[6]	WS[7]	WTR
	✓	✓	✓	✓	✓	✓	✓		✓			✓		✓	✓	✓	✓

[1] Not available on 12″ or 24″ (2 doors) wide.
[2] Only available on 24″ (2 doors)-39″ wide.
[3] Not available with 6″ fluting.
[4] FTKAV and style B-L not available on 12″ wide.
[5] Not available on 24″ (1 door) or 48″ wide.
[6] Not available on 42″-48″ wide and TVRAV and style B-L not available on 12″ wide.
[7] Not available on 24″ (2 doors) wide and wide stile both 3″ not available on 12″ wide.

IH/RH availability charts starting on page G•40.
IW/RW availability charts starting on page G•46.

STACKED WALL, 48″ or 51″ HIGH (cont'd)

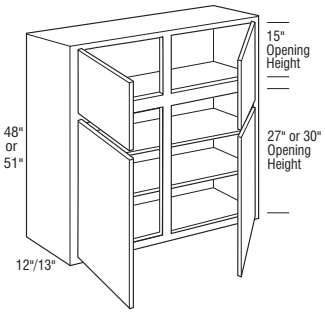

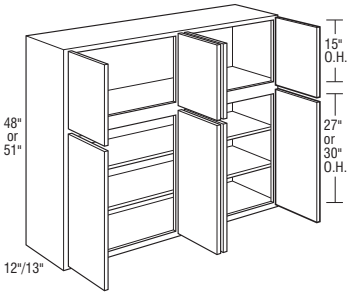

	Cubic Feet	1	2	3	4	5	6	7
STW4248	18.1	3406	3570	3702	3909	4107	4492	4877
STW4548	19.3	3556	3727	3851	4067	4269	4666	5063
STW4848CS	20.6	3701	3874	4007	4228	4451	4865	5279
STW4251	19.2	3816	3995	4146	4376	4603	5029	5455
STW4551	20.5	3983	4173	4310	4557	4776	5225	5674
STW4851CS	21.8	4143	4340	4485	4734	4991	5450	5909
STW4848	20.6	4143	4338	4488	4735	4985	5447	5909
STW4851	21.8	4640	4859	5022	5301	5589	6104	6619

- Two adjustable shelves.
- Inset and Beaded Inset Door Styles are a standard 13″ deep.
- Full Overlay Styles:
  - Increased Depths available in 1/4″ increments from 12 1/4″ to 30″.
  - Reduced Depths available in 1/4″ increments from 6″ to 11 3/4″.
- Inset and Beaded Inset Styles:
  - Increased Depths available in 1/4″ increments from 13 1/4″ to 30″.
  - Reduced Depths available in 1/4″ increments from 6″ to 12 3/4″.
- Increased Heights modification will increase the height of the lower cabinet section. The upper cabinet section will retain its original height.

Door & Drawer Options

AF	AOMD	CC	CG	GAMD	HC	IFHG	MC	MD	MFO	PRMD[1]	SHMD	SPLITDR[2]	SPLITDRWS	TCG	TCP
✓			✓	✓		✓		✓	✓	✓	✓	✓			

End Panel Options

AUTH	CSFPE	EXBK	EXDN	FFD	FL/FR	FPE	INTGE	IPE
✓	✓	✓	✓	✓	✓	✓	✓	✓

Custom Modification Options

ADD_SHLF	ADDTK	ADRW	BVR	CBO	CCO	CFNTO	CFRMO	CLIP[1]	CND	CSDGBK	EX	EX_OL	F.ALL	FBFL	FLUT[3]	FTK[4]	ID	IH
	✓	✓	✓	✓	✓	✓	✓	✓	✓	✓	✓	✓			✓	✓	✓	✓

INVFRM	IW[5]	LIGHT	MIP	OBRB	PFINBTMB	RD	RECTK	RH	ROSFLUT	RT	RW	STW	TD	TKP	TVR	WS[6]	WTR
	✓	✓	✓	✓	✓	✓	✓		✓			✓		✓		✓	✓

[1] Not available on 12″ or 24″ (2 doors) wide.
[2] Only available on 24″ (2 doors)-39″ wide.
[3] Not available with 6″ fluting.
[4] FTKAV and style B-L not available on 12″ wide.
[5] Not available on 24″ (1 door) or 48″ wide.
[6] Not available on 24″ (2 doors) wide and wide stile both 3″ not available on 12″ wide.

Stacked Wall Cabinets

STACKED WALL, 54″, 57″, or 60″ HIGH

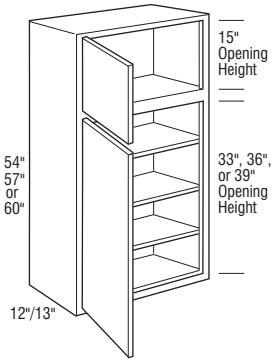

	Cubic Feet	1	2	3	4	5	6	7
STW1254 L or R	6.3	1928	2031	2115	2233	2333	2524	2715
STW1554 L or R	7.7	2005	2107	2209	2327	2423	2580	2737
STW1854 L or R	9.1	2086	2193	2286	2406	2509	2676	2843
STW2154 L or R	10.5	2172	2282	2378	2495	2604	2765	2926
STW2454 L or R	11.9	2277	2384	2474	2606	2737	2986	3235
STW1257 L or R	6.6	2026	2130	2220	2344	2447	2651	2855
STW1557 L or R	8.1	2104	2214	2323	2440	2541	2710	2879
STW1857 L or R	9.6	2189	2303	2401	2529	2634	2812	2990
STW2157 L or R	11.0	2280	2396	2494	2620	2731	2904	3077
STW2457 L or R	12.5	2387	2501	2594	2734	2870	3133	3396
STW1260 L or R	7.0	2075	2180	2277	2397	2515	2724	2933
STW1560 L or R	8.5	2157	2272	2366	2492	2592	2768	2944
STW1860 L or R	10.1	2239	2352	2463	2586	2711	2885	3059
STW2160 L or R	11.6	2338	2455	2554	2694	2806	2991	3176
STW2460 L or R	13.2	2440	2557	2642	2790	2938	3210	3482

- Three adjustable shelves.
- Inset and Beaded Inset Door Styles are a standard 13″ deep.
- Full Overlay Styles:
  - Increased Depths available in 1/4″ increments from 12 1/4″ to 30″.
  - Reduced Depths available in 1/4″ increments from 6″ to 11 3/4″.
- Inset and Beaded Inset Styles:
  - Increased Depths available in 1/4″ increments from 13 1/4″ to 30″.
  - Reduced Depths available in 1/4″ increments from 6″ to 12 3/4″.
- Increased Heights modification will increase the height of the lower cabinet section. The upper cabinet section will retain its original height.

Door & Drawer Options

AF	AOMD	CC	CG	GAMD	HC	IFHG	MC	MD	MFO	PRMD[1]	SHMD	SPLITDR	SPLITDRWS	TCG	TCP
✓		✓		✓		✓		✓	✓	✓	✓				

End Panel Options

AUTH	CSFPE	EXBK	EXDN	FFD	FL/FR	FPE	INTGE	IPE
✓	✓	✓	✓	✓	✓	✓	✓	✓

Custom Modification Options

ADD_SHLF	ADDTK	ADRW	BVR	CBO	CCO	CFNTO	CFRMO	CLIP[1]	CND	CSDGBK	EX	EX_OL	F.ALL	FBFL	FLUT[2]	FTK[3]	ID	IH
	✓	✓	✓	✓	✓	✓	✓	✓	✓	✓	✓	✓			✓	✓	✓	✓

INVFRM	IW[4]	LIGHT	MIP	OBRB	PFINBTMB	RD	RECTK	RH	ROSFLUT	RT	RW	STW	TD	TKP	TVR[5]	WS[6]	WTR
	✓	✓	✓	✓	✓	✓	✓		✓			✓		✓	✓	✓	✓

[1] Not available on 12″ wide.
[2] Not available with 6″ fluting.
[3] FTKAV and style B-L not available on 12″ wide.
[4] Not available on 24″ wide.
[5] TVRAV and style B-L not available on 12″ wide.
[6] Wide stile both 3″ not available on 12″ wide.

IH/RH availability charts starting on page G•40.
IW/RW availability charts starting on page G•46.

STACKED WALL, 54″, 57″, or 60″ HIGH (cont'd)

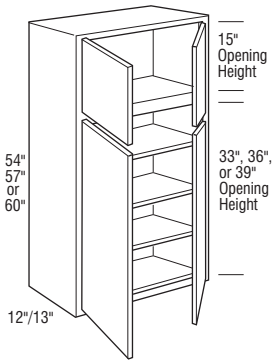

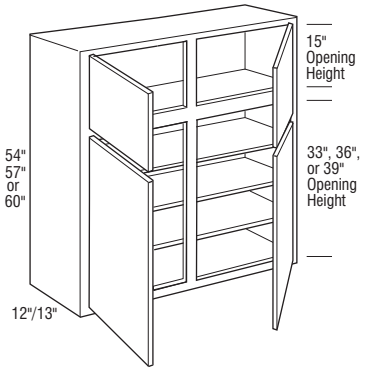

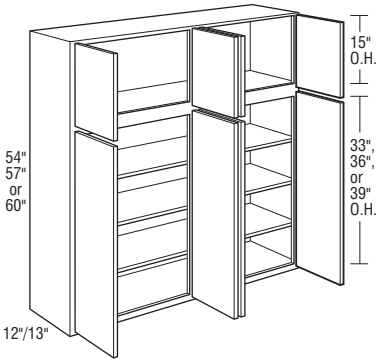

	Cubic Feet	1	2	3	4	5	6	7
STW2454	11.9	2894	3036	3123	3292	3505	3823	4141
STW2754	13.3	3254	3412	3534	3727	3914	4277	4640
STW3054	14.7	3397	3564	3687	3886	4104	4485	4866
STW3354	16.1	3507	3673	3811	4021	4257	4650	5043
STW3654	17.5	3656	3833	3970	4184	4415	4825	5235
STW3954	18.9	3800	3986	4129	4355	5038	5038	5038
STW2457	12.5	3039	3188	3276	3458	3675	4016	4357
STW2757	14.0	3419	3584	3710	3914	4109	4487	4865
STW3057	15.5	3568	3737	3869	4080	4308	4709	5110
STW3357	16.9	3676	3857	3996	4226	4473	4882	5291
STW3657	18.4	3840	4026	4169	4393	4633	5066	5499
STW3957	19.9	3988	4181	4329	4564	4834	5282	5730
STW2460	13.2	3066	3211	3310	3492	3705	4042	4379
STW2760	14.7	3505	3671	3804	4010	4209	4605	5001
STW3060	16.3	3642	3821	3962	4172	4392	4804	5216
STW3360	17.8	3762	3939	4087	4312	4574	4994	5414
STW3660	19.4	3922	4113	4249	4485	4740	5182	5624
STW3960	20.9	4066	4267	4411	4663	4929	5387	5845
STW4254	20.3	3954	4142	4289	4534	5205	5205	5205
STW4554	21.7	4132	4331	4485	4734	4963	5420	5877
STW4854CS	23.1	4296	4502	4663	4913	5166	5650	6134
STW4257	21.4	4114	4312	4464	4708	4988	5445	5902
STW4557	22.8	4338	4546	4709	4968	5209	5687	6165
STW4857CS	24.3	4511	4728	4892	5160	5425	5928	6431
STW4260	22.4	4228	4434	4597	4848	5089	5559	6029
STW4560	24.0	4411	4622	4780	5051	5299	5798	6297
STW4860CS	25.5	4584	4814	4991	5261	5533	6042	6551
STW4854	23.1	4854	5087	5268	5551	5837	6384	6931
STW4857	24.3	5096	5340	5528	5831	6130	6697	7264
STW4860	25.5	5180	5439	5638	5944	6251	6826	7401

- Three adjustable shelves.
- Inset and Beaded Inset Door Styles are a standard 13″ deep.
- Full Overlay Styles:
  - Increased Depths available in 1/4″ increments from 12 1/4″ to 30″.
  - Reduced Depths available in 1/4″ increments from 6″ to 11 3/4″.
- Inset and Beaded Inset Styles:
  - Increased Depths available in 1/4″ increments from 13 1/4″ to 30″.
  - Reduced Depths available in 1/4″ increments from 6″ to 12 3/4″.
- Increased Heights modification will increase the height of the lower cabinet section. The upper cabinet section will retain its original height.

Door & Drawer Options

AF	AOMD	CC	CG	GAMD	HC	IFHG	MC	MD	MFO	PRMD[1]	SHMD	SPLITDR[2]	SPLITDRWS	TCG	TCP
✓			✓	✓		✓		✓	✓	✓	✓	✓			

End Panel Options

AUTH	CSFPE	EXBK	EXDN	FFD	FL/FR	FPE	INTGE	IPE
✓	✓	✓	✓	✓	✓	✓	✓	✓

Custom Modification Options

ADD_SHLF	ADDTK	ADRW	BVR	CBO	CCO	CFNTO	CFRMO	CLIP[1]	CND	CSDGBK	EX	EX_OL	F.ALL	FBFL	FLUT[3]	FTK	ID	IH
	✓	✓	✓	✓	✓	✓	✓	✓	✓	✓	✓	✓			✓	✓	✓	✓

INVFRM	IW[4]	LIGHT	MIP	OBRB	PFINBTMB	RD	RECTK	RH	ROSFLUT	RT	RW	STW	TD	TKP	TVR[5]	WS[1]	WTR
	✓	✓	✓	✓	✓	✓	✓		✓			✓		✓	✓	✓	✓

[1] Not available on 24″ wide.
[2] Not available on 42″-48″ wide.
[3] Not available with 6″ fluting.
[4] Not available on 36″ or 48″ wide.
[5] Not available on 42″-60″ wide.

Stacked Wall Cabinets

STACKED WALL with VERTICAL-LIFT, 36″, 39″, 42″ or 45″ HIGH

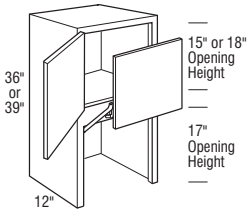

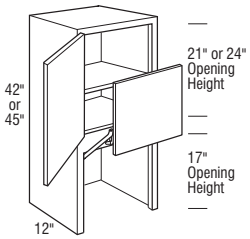

	Cubic Feet	1	2	3	4	5	6	7
STWAG1536 L or R	5.2	2539	2669	2771	2917	3086	3348	3610
STWAG1836 L or R	6.1	2563	2693	2795	2944	3115	3379	3643
STWAG2136 L or R	7.1	2590	2722	2826	2978	3150	3419	3688
STWAG2436 L or R	8.0	2642	2778	2883	3037	3213	3486	3759
STWAG1539 L or R	5.6	2630	2763	2869	3020	3196	3469	3742
STWAG1839 L or R	6.6	2655	2791	2898	3051	3229	3503	3777
STWAG2139 L or R	7.6	2683	2820	2927	3082	3260	3538	3816
STWAG2439 L or R	8.7	2739	2878	2988	3146	3330	3612	3894
STWAG1542 L or R	6.0	2735	2875	2984	3143	3325	3608	3891
STWAG1842 L or R	7.1	2763	2904	3016	3176	3360	3645	3930
STWAG2142 L or R	8.2	2791	2934	3045	3207	3391	3681	3971
STWAG2442 L or R	9.3	2848	2992	3108	3273	3463	3756	4049
STWAG1545 L or R	6.4	2820	2965	3077	3241	3430	3721	4012
STWAG1845 L or R	7.6	2848	2992	3108	3273	3463	3756	4049
STWAG2145 L or R	8.8	2878	3024	3139	3307	3497	3794	4091
STWAG2445 L or R	9.9	2935	3085	3202	3372	3567	3770	4173

- Heavy duty Vertical-lift mechanism.
- 36″ and 39″ high have no shelves. 42″ and 45″ high have one adjustable shelf.
- Appliance garage opening is 17″ high, dimension from cabinet base to bottom of mechanism is 15 3/4″.
- Increased Heights modification will increase the height of the upper cabinet section. The bottom section will retain its original height.
- Increased Depths available in 1/4″ increments from 12 1/4″ to 30″.
- Not available on Inset and Beaded Inset styles.
- Automatic Opening Mechanism is available except when used with the following door styles:
  – Burke, Gordon, Kirby, Landry, Whitman, Shanley, or Vinson.

Door & Drawer Options

AF	AOMD	CC	CG	GAMD	HC	IFHG	MC	MD	MFO	PRMD	SHMD	SPLITDR	SPLITDRWS	TCG	TCP
✓	✓		✓	✓				✓	✓	✓	✓				✓

End Panel Options

AUTH	CSFPE	EXBK	EXDN	FFD	FL/FR	FPE	INTGE	IPE
✓	✓	✓			✓	✓		

Custom Modification Options

ADD_SHLF[1]	ADDTK	ADRW	BVR	CBO	CCO	CFNTO	CFRMO	CLIP	CND	CSDGBK	EX	EX_OL	F.ALL	FBFL	FLUT[2]	FTK	ID	IH
✓								✓	✓	✓	✓	✓			✓		✓	✓

INVFRM	IW[3]	LIGHT	MIP	OBRB	PFINBTMB	RD	RECTK	RH	ROSFLUT	RT	RW	STW	TD	TKP	TVR	WS	WTR
	✓	✓	✓						✓						✓	✓	✓

[1] Not available on 36″ or 39″ high.
[2] Not available with 6″ fluting.
[3] Not available on 24″ wide.

IH/RH availability charts starting on page G•40.
IW/RW availability charts starting on page G•46.

STACKED WALL with VERTICAL-LIFT, 36″, 39″, 42″ or 45″ HIGH (cont'd)

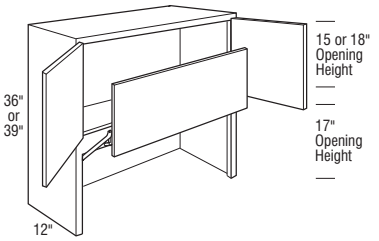

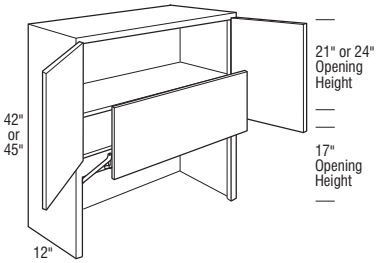

	Cubic Feet	1	2	3	4	5	6	7
STWAG2436	8.0	2842	2986	3100	3266	3456	3749	4042
STWAG2736	9.0	2967	3116	3235	3407	3605	3912	4219
STWAG3036	9.9	3094	3252	3377	3556	3764	4083	4402
STWAG3336	10.9	3230	3395	3524	3711	3927	4262	4597
STWAG3636	11.8	3332	3501	3634	3828	4049	4394	4739
STWAG2439	8.7	2945	3094	3213	3384	3581	3885	4189
STWAG2739	9.7	3074	3230	3351	3531	3736	4053	4370
STWAG3039	10.7	3208	3371	3499	3685	3899	4232	4565
STWAG3339	11.7	3347	3517	3651	3845	4069	4415	4761
STWAG3639	12.7	3452	3629	3767	3967	4196	4555	4914
STWAG2442	9.3	3064	3219	3342	3520	3724	4040	4356
STWAG2742	10.4	3190	3353	3481	3668	3880	4211	4542
STWAG3042	11.5	3319	3487	3619	3812	4033	4376	4719
STWAG3342	12.6	3458	3634	3772	3972	4203	4560	4917
STWAG3642	13.7	3564	3744	3887	4095	4332	4702	5072
STWAG2445	9.9	3140	3300	3425	3608	3817	4142	4467
STWAG2745	11.1	3273	3439	3571	3761	3978	4317	4656
STWAG3045	12.3	3408	3582	3718	3915	4142	4495	4848
STWAG3345	13.5	3550	3731	3873	4079	4315	4681	5047
STWAG3645	14.6	3658	3844	3990	4203	4445	4825	5205

- Heavy duty Vertical-lift mechanism.
- 36″ and 39″ high have no shelves. 42″ and 45″ high have one adjustable shelf.
- Appliance garage opening is 17″ high, dimension from cabinet base to bottom of mechanism is 15 3/4″.
- Increased Heights modification will increase the height of the upper cabinet section. The bottom section will retain its original height.
- Increased Depths available in 1/4″ increments from 12 1/4″ to 30″.
- Not available on Inset and Beaded Inset styles.
- Automatic Opening Mechanism is available except when used with the following door styles:
  – Burke, Gordon, Kirby, Landry, Whitman, Shanley, or Vinson.

Door & Drawer Options

AF	AOMD	CC	CG	GAMD[1]	HC	IFHG	MC	MD	MFO	PRMD[1]	SHMD	SPLITDR	SPLITDRWS	TCG	TCP
✓	✓		✓	✓				✓	✓	✓	✓				✓

End Panel Options

AUTH	CSFPE	EXBK	EXDN	FFD	FL/FR	FPE	INTGE	IPE
✓	✓	✓			✓	✓		

Custom Modification Options

ADD_SHLF[2]	ADDTK	ADRW	BVR	CBO	CCO	CFNTO	CFRMO	CLIP[1]	CND	CSDGBK	EX	EX_OL	F.ALL	FBFL	FLUT[3]	FTK	ID	IH
✓								✓	✓	✓	✓	✓			✓		✓	✓

INVFRM	IW[4]	LIGHT	MIP	OBRB	PFINBTMB	RD	RECTK	RH	ROSFLUT	RT	RW	STW	TD	TKP	TVR	WS[1]	WTR
	✓	✓	✓						✓						✓	✓	✓

[1] Not available on 24″ wide.
[2] Not available on 36″ or 39″ high.
[3] Not available with 6″ fluting.
[4] Not available on 36″ wide.

Stacked Wall Cabinets

STACKED WALL with VERTICAL-LIFT, 48″, 51″, 54″, 57″, or 60″ HIGH

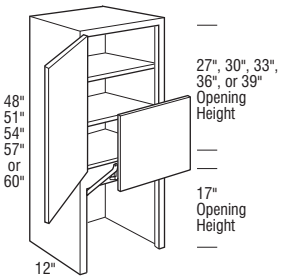

	Cubic Feet	1	2	3	4	5	6	7
STWAG1548 L or R	6.9	2899	3040	3145	3319	3515	3840	4165
STWAG1848 L or R	8.1	2926	3068	3176	3347	3544	3873	4202
STWAG2148 L or R	9.3	2962	3109	3219	3393	3594	3926	4258
STWAG2448 L or R	10.6	3026	3176	3283	3467	3671	4010	4349
STWAG1551 L or R	7.3	2994	3139	3250	3428	3633	3966	4299
STWAG1851 L or R	8.6	3019	3165	3276	3456	3661	3996	4331
STWAG2151 L or R	9.9	3062	3210	3322	3505	3710	4052	4394
STWAG2451 L or R	11.2	3132	3280	3397	3582	3794	4143	4492
STWAG1554 L or R	7.7	3022	3168	3280	3459	3665	4000	4335
STWAG1854 L or R	9.1	3053	3203	3315	3497	3704	4046	4388
STWAG2154 L or R	10.5	3094	3243	3359	3541	3750	4098	4446
STWAG2454 L or R	11.9	3165	3319	3436	3621	3836	4190	4544
STWAG1557 L or R	8.1	3142	3297	3412	3598	3812	4164	4516
STWAG1857 L or R	9.6	3178	3331	3447	3636	3848	4205	4562
STWAG2157 L or R	11.0	3220	3376	3496	3682	3903	4261	4619
STWAG2457 L or R	12.5	3290	3450	3573	3766	3988	4358	4728
STWAG1560 L or R	8.5	3138	3290	3407	3590	3806	4158	4510
STWAG1860 L or R	10.1	3172	3326	3444	3629	3845	4198	4551
STWAG2160 L or R	11.6	3219	3373	3490	3681	3901	4260	4619
STWAG2460 L or R	13.2	3282	3444	3566	3760	3982	4346	4710

- Heavy duty Vertical-lift mechanism.
- 48″, 51″ and 54″ high have one fixed and two adjustable shelves. 57″ and 60″ high have one fixed and three adjustable shelves.
- Appliance garage opening is 17″ high, dimension from cabinet base to bottom of mechanism is 15 3/4″.
- Increased Heights modification will increase the height of the upper cabinet section. The bottom section will retain its original height.
- Increased Depths available in 1/4″ increments from 12 1/4″ to 30″.
- Not available on Inset and Beaded Inset styles.
- Automatic Opening Mechanism is available except when used with the following door styles:
  - Burke, Gordon, Kirby, Landry, Whitman, Shanley, or Vinson.

Door & Drawer Options

AF	AOMD	CC	CG	GAMD	HC	IFHG	MC	MD	MFO	PRMD	SHMD	SPLITDR	SPLITDRWS	TCG	TCP
✓	✓		✓	✓				✓	✓	✓	✓				✓

End Panel Options

AUTH	CSFPE	EXBK	EXDN	FFD	FL/FR	FPE	INTGE	IPE
✓	✓	✓			✓	✓		

Custom Modification Options

ADD_SHLF	ADDTK	ADRW	BVR	CBO	CCO	CFNTO	CFRMO	CLIP	CND	CSDGBK	EX	EX_OL	F.ALL	FBFL	FLUT[1]	FTK	ID	IH
								✓	✓	✓	✓	✓			✓		✓	✓

INVFRM	IW[2]	LIGHT	MIP	OBRB	PFINBTMB	RD	RECTK	RH	ROSFLUT	RT	RW	STW	TD	TKP	TVR	WS	WTR
	✓	✓	✓						✓						✓	✓	✓

[1] Not available with 6″ fluting.
[2] Not available on 24″ wide.

IH/RH availability charts starting on page G•40.
IW/RW availability charts starting on page G•46.

STACKED WALL with VERTICAL-LIFT, 48″, 51″, 54″, 57″, or 60″ HIGH (cont'd)

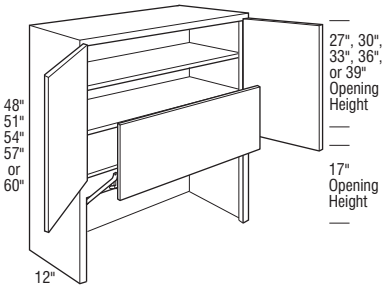

	Cubic Feet	1	2	3	4	5	6	7
STWAG2448	10.6	3253	3411	3533	3722	3942	4307	4672
STWAG2748	11.8	3397	3564	3685	3887	4116	4497	4878
STWAG3048	13.1	3549	3722	3853	4062	4304	4703	5102
STWAG3348	14.3	3676	3855	3992	4206	4460	4867	5274
STWAG3648	15.6	3794	3979	4116	4342	4603	5025	5447
STWAG2451	11.2	3367	3528	3651	3848	4079	4455	4831
STWAG2751	12.6	3515	3684	3815	4021	4260	4654	5048
STWAG3051	13.9	3676	3855	3992	4206	4460	4867	5274
STWAG3351	15.2	3810	3993	4133	4358	4617	5043	5469
STWAG3651	16.5	3935	4126	4273	4503	4769	5209	5649
STWAG2454	11.9	3401	3568	3692	3893	4126	4506	4886
STWAG2754	13.3	3556	3728	3862	4070	4310	4709	5108
STWAG3054	14.7	3714	3893	4029	4249	4502	4918	5334
STWAG3354	16.1	3861	4047	4190	4418	4678	5112	5546
STWAG3654	17.5	3983	4173	4323	4560	4827	5273	5719
STWAG2457	12.5	3543	3716	3846	4055	4296	4691	5086
STWAG2757	14.0	3708	3887	4024	4243	4494	4908	5322
STWAG3057	15.5	3874	4059	4203	4432	4698	5130	5562
STWAG3357	16.9	4030	4227	4375	4614	4886	5337	5788
STWAG3657	18.4	4161	4365	4515	4760	5044	5508	5972
STWAG2460	13.2	3781	3964	4103	4326	4580	5003	5426
STWAG2760	14.7	3792	3972	4114	4338	4599	5021	5443
STWAG3060	16.3	3926	4115	4261	4492	4760	5200	5640
STWAG3360	17.8	4070	4269	4422	4661	4937	5392	5847
STWAG3660	19.4	4209	4414	4569	4815	5101	5574	6047

- Heavy duty Vertical-lift mechanism.
- 48″, 51″ and 54″ high have one fixed and two adjustable shelves. 57″ and 60″ high have one fixed and three adjustable shelves.
- Appliance garage opening is 17″ high, dimension from cabinet base to bottom of mechanism is 15 3/4″.
- Increased Heights modification will increase the height of the upper cabinet section. The bottom section will retain its original height.
- Increased Depths available in 1/4″ increments from 12 1/4″ to 30″.
- Not available on Inset and Beaded Inset styles.
- Automatic Opening Mechanism is available except when used with the following door styles:
  – Burke, Gordon, Kirby, Landry, Whitman, Shanley, or Vinson.

Door & Drawer Options

AF	AOMD	CC	CG	GAMD	HC	IFHG	MC	MD	MFO	PRMD	SHMD	SPLITDR	SPLITDRWS	TCG	TCP
✓	✓		✓	✓				✓	✓	✓	✓				✓

End Panel Options

AUTH	CSFPE	EXBK	EXDN	FFD	FL/FR	FPE	INTGE	IPE
✓	✓	✓			✓	✓		

Custom Modification Options

ADD_SHLF	ADDTK	ADRW	BVR	CBO	CCO	CFNTO	CFRMO	CLIP	CND	CSDGBK	EX	EX_OL	F.ALL	FBFL	FLUT[1]	FTK	ID	IH
								✓	✓	✓	✓	✓			✓		✓	✓

INVFRM	IW[2]	LIGHT	MIP	OBRB	PFINBTMB	RD	RECTK	RH	ROSFLUT	RT	RW	STW	TD	TKP	TVR	WS[3]	WTR
	✓	✓	✓						✓						✓	✓	✓

[1] Not available with 6″ fluting.
[2] Not available on 36″ wide.
[3] Not available on 24″ wide.

Wall Transition Cabinets

WALL TRANSITION CABINET, 30″, 33″, 36″, 39″, 42″, 45″, or 48″ HIGH

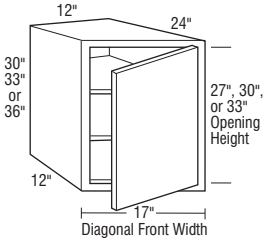

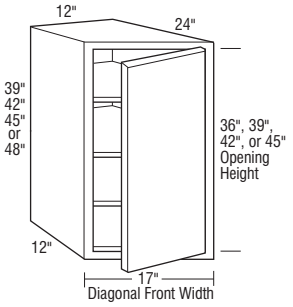

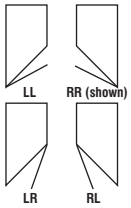

Hinging Options

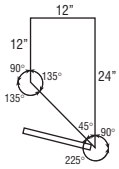

Top View

	Cubic Feet	1	2	3	4	5	6	7
WTC1230LL	5.0	941	989	1072	1155	1193	1233	1273
WTC1230RR	5.0	941	989	1072	1155	1193	1233	1273
WTC1230LR	5.0	941	989	1072	1155	1193	1233	1273
WTC1230RL	5.0	941	989	1072	1155	1193	1233	1273
WTC1233LL	5.4	1058	1117	1200	1284	1324	1366	1408
WTC1233RR	5.4	1058	1117	1200	1284	1324	1366	1408
WTC1233LR	5.4	1058	1117	1200	1284	1324	1366	1408
WTC1233RL	5.4	1058	1117	1200	1284	1324	1366	1408
WTC1236LL	5.9	1189	1260	1345	1430	1471	1513	1555
WTC1236RR	5.9	1189	1260	1345	1430	1471	1513	1555
WTC1236LR	5.9	1189	1260	1345	1430	1471	1513	1555
WTC1236RL	5.9	1189	1260	1345	1430	1471	1513	1555

- Two adjustable shelves.

WTC1239LL	6.3	1337	1421	1505	1590	1632	1676	1720
WTC1239RR	6.3	1337	1421	1505	1590	1632	1676	1720
WTC1239LR	6.3	1337	1421	1505	1590	1632	1676	1720
WTC1239RL	6.3	1337	1421	1505	1590	1632	1676	1720
WTC1242LL	6.8	1499	1584	1667	1752	1793	1836	1879
WTC1242RR	6.8	1499	1584	1667	1752	1793	1836	1879
WTC1242LR	6.8	1499	1584	1667	1752	1793	1836	1879
WTC1242RL	6.8	1499	1584	1667	1752	1793	1836	1879
WTC1245LL	7.2	1660	1746	1830	1916	1956	1998	2040
WTC1245RR	7.2	1660	1746	1830	1916	1956	1998	2040
WTC1245LR	7.2	1660	1746	1830	1916	1956	1998	2040
WTC1245RL	7.2	1660	1746	1830	1916	1956	1998	2040
WTC1248LL	7.7	1822	1906	1991	2076	2119	2159	2199
WTC1248RR	7.7	1822	1906	1991	2076	2119	2159	2199
WTC1248LR	7.7	1822	1906	1991	2076	2119	2159	2199
WTC1248RL	7.7	1822	1906	1991	2076	2119	2159	2199

- Three adjustable shelves.

Notes below apply to all products in section above:

- Authentic Ends, Flushed Ends, and FFD on End available on angled side only.
- Increased Depths available in 1/4″ increments from 24 1/4″ to 30″.
- Reduced Depths available in 1/4″ increments from 18″ to 23 3/4″.
- Not available on Inset and Beaded Inset styles.

Door & Drawer Options

AF	AOMD	CC	CG	GAMD	HC	IFHG	MC	MD	MFO	PRMD	SHMD	SPLITDR	SPLITDRWS	TCG	TCP
✓			✓	✓				✓	✓	✓	✓				

End Panel Options

AUTH[1]	CSFPE	EXBK	EXDN	FFD	FL/FR	FPE	INTGE	IPE
✓	✓	✓	✓	✓	✓	✓		

Custom Modification Options

ADD_SHLF	ADDTK	ADRW	BVR	CBO	CCO	CFNTO	CFRMO	CLIP	CND	CSDGBK	EX	EX_OL	F.ALL	FBFL	FLUT	FTK	ID	IH
✓			✓	✓	✓	✓	✓		✓	✓						✓	✓	✓

INVFRM	IW	LIGHT	MIP	OBRB	PFINBTMB	RD	RECTK	RH[2]	ROSFLUT	RT	RW	STW	TD	TKP	TVR	WS	WTR
			✓	✓	✓	✓		✓								✓	✓

[1] Not available with authentic flush end both.
[2] Only available on 30″ high.

IH/RH availability charts starting on page G•40.
IW/RW availability charts starting on page G•46.

STACKED WALL END CABINET DOUBLE DOOR, 36″, 39″, 42″, 45″, 48″, 51″, 54″, 57″, or 60″ HIGH

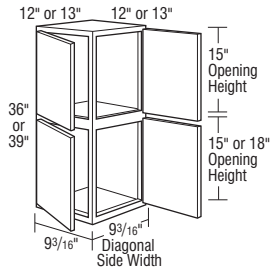

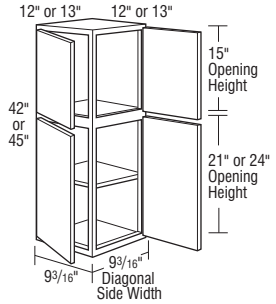

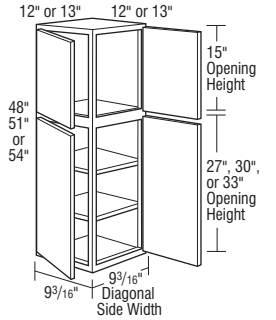

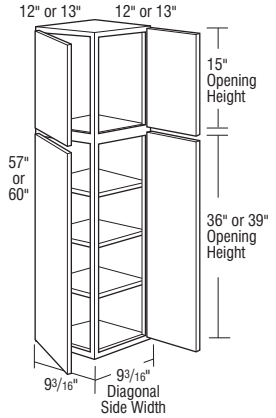

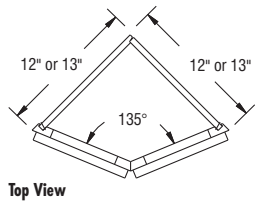

Top View

	Cubic Feet	1	2	3	4	5	6	7
STWEC1236D	4.5	1490	1567	1626	1712	1811	1965	2119
STWEC1239D	4.6	1621	1701	1768	1861	1972	2139	2306
• No shelves.								
STWEC1242D	4.9	1761	1850	1922	2024	2141	2323	2505
STWEC1245D	5.0	1915	2012	2089	2199	2328	2526	2724
• One adjustable shelf.								
STWEC1248D	5.3	2088	2174	2239	2352	2492	2699	2906
STWEC1251D	5.6	2313	2397	2465	2579	2718	2925	3132
STWEC1254D	6.0	2538	2623	2689	2805	2943	3150	3357
• Two adjustable shelves.								
STWEC1257D	6.3	2762	2848	2915	3028	3168	3376	3584
STWEC1260D	6.6	2988	3074	3139	3253	3393	3600	3807
• Three adjustable shelves.								

Notes below apply to all products in section above:

- Decorative Glass Door designs limited on this unit. See page H•18 for details.
- One 12″ end/back may be ordered as Finished End. See page G•8 for details.
- Increased Heights modification will increase the height of the lower cabinet section. The upper section will retain its original height.
- Increased Depths available in 3″ increments from 15″ to 24″.
- When ordering Inset or Beaded Inset styles, the doors must be hinged to the center face frame stiles.

Door & Drawer Options

AF	AOMD	CC	CG	GAMD	HC	IFHG	MC	MD	MFO	PRMD	SHMD	SPLITDR	SPLITDRWS	TCG	TCP
✓			✓			✓			✓		✓				

End Panel Options

AUTH	CSFPE	EXBK	EXDN[1]	FFD	FL/FR	FPE	INTGE	IPE
			✓		✓			

Custom Modification Options

ADD_SHLF	ADDTK	ADRW	BVR	CBO	CCO	CFNTO	CFRMO	CLIP	CND	CSDGBK	EX	EX_OL	F.ALL	FBFL	FLUT	FTK[2]	ID	IH
✓			✓	✓	✓	✓	✓		✓							✓	✓	✓

INVFRM	IW	LIGHT[3]	MIP	OBRB	PFINBTMB	RD	RECTK	RH	ROSFLUT	RT	RW	STW	TD	TKP	TVR	WS	WTR
		✓	✓	✓	✓							✓					✓

[1] Not available with EXDNLRB.
[2] Not available on FTKAV and style B-L.
[3] Not available on 36″-45″ high.

Wall End Cabinets

STACKED WALL END CABINET SINGLE DOOR, 36″, 39″, 42″, 45″, 48″, 51″, 54″, 57″, or 60″ HIGH

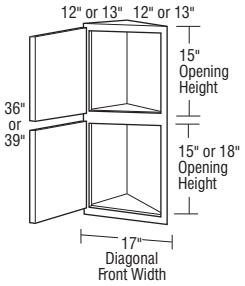

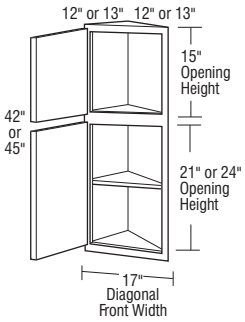

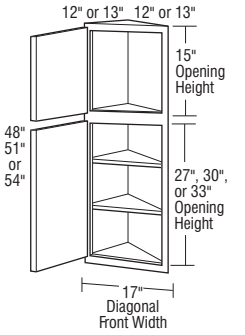

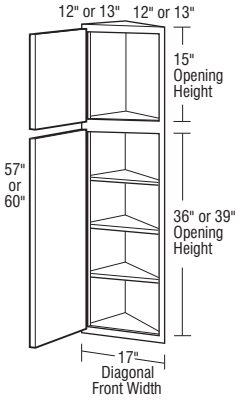

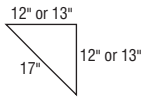

Top View

	Cubic Feet	1	2	3	4	5	6	7
STWEC1236 L or R	4.2	2509	2637	2737	2881	3047	3308	3569
STWEC1239 L or R	4.6	2572	2703	2805	2952	3125	3390	3655
• No shelves.								
STWEC1242 L or R	4.9	2636	2769	2874	3025	3201	3474	3747
STWEC1245 L or R	5.0	2700	2837	2945	3103	3282	3562	3842
• One adjustable shelf.								
STWEC1248 L or R	5.3	2880	2739	2597	2457	2386	2317	2248
STWEC1251 L or R	5.6	2950	2811	2670	2527	2457	2386	2315
STWEC1254 L or R	6.0	3020	2880	2739	2597	2527	2457	2387
• Two adjustable shelves.								
STWEC1257 L or R	6.3	3091	2950	2811	2670	2597	2527	2457
STWEC1260 L or R	6.6	3161	3020	2880	2739	2670	2597	2524
• Three adjustable shelves.								

Notes below apply to all products in section above:

- One 12″ end/back may be ordered as Finished End. See page G•8 for details.
- Increased Heights modification will increase the height of the lower cabinet section. The upper section will retain its original height.
- Increased Depths available in 3″ increments from 15″ to 24″.
- Only available in Inset and Beaded Inset when used in conjunction with a finial hinge.

Door & Drawer Options

AF	AOMD	CC	CG	GAMD	HC	IFHG	MC	MD	MFO	PRMD	SHMD	SPLITDR	SPLITDRWS	TCG	TCP
✓			✓	✓		✓		✓	✓	✓	✓				

End Panel Options

AUTH	CSFPE	EXBK	EXDN[1]	FFD	FL/FR	FPE	INTGE	IPE
			✓		✓			

Custom Modification Options

ADD_SHLF	ADDTK	ADRW	BVR	CBO	CCO	CFNTO	CFRMO	CLIP	CND	CSDGBK	EX	EX_OL	F.ALL	FBFL	FLUT	FTK	ID	IH
✓			✓	✓	✓	✓	✓		✓							✓	✓	✓

INVFRM	IW	LIGHT[2]	MIP	OBRB	PFINBTMB	RD	RECTK	RH	ROSFLUT	RT	RW	STW	TD	TKP	TVR	WS	WTR
		✓	✓	✓	✓							✓			✓	✓	✓

[1] Not available with EXDNLRB.
[2] Not available on 36″-45″ high.

IH/RH availability charts starting on page G•40.
IW/RW availability charts starting on page G•46.

STACKED WALL TRANSITION CABINET, 36″, 39″, 42″, 45″, 48″, 51″, or 54″ HIGH

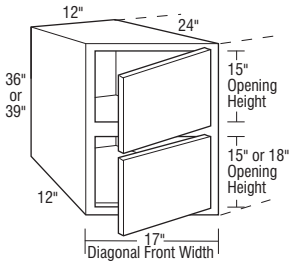

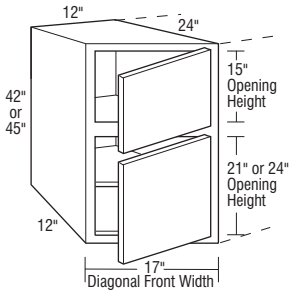

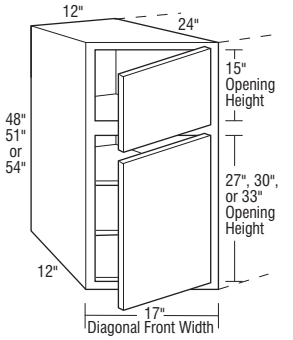

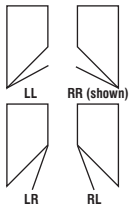

Hinging Options

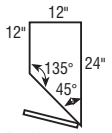

Top View

	Cubic Feet	1	2	3	4	5	6	7
STWTC1236LL	5.9	1567	1647	1710	1799	1905	2067	2229
STWTC1236RR	5.9	1567	1647	1710	1799	1905	2067	2229
STWTC1236LR	5.9	1567	1647	1710	1799	1905	2067	2229
STWTC1236RL	5.9	1567	1647	1710	1799	1905	2067	2229
STWTC1239LL	6.3	1617	1698	1762	1856	1964	2130	2296
STWTC1239RR	6.3	1617	1698	1762	1856	1964	2130	2296
STWTC1239LR	6.3	1617	1698	1762	1856	1964	2130	2296
STWTC1239RL	6.3	1617	1698	1762	1856	1964	2130	2296
• No shelves.								
STWTC1242LL	6.8	1668	1753	1820	1917	2027	2199	2371
STWTC1242RR	6.8	1668	1753	1820	1917	2027	2199	2371
STWTC1242LR	6.8	1668	1753	1820	1917	2027	2199	2371
STWTC1242RL	6.8	1668	1753	1820	1917	2027	2199	2371
STWTC1245LL	7.2	1722	1809	1878	1978	2092	2271	2450
STWTC1245RR	7.2	1722	1809	1878	1978	2092	2271	2450
STWTC1245LR	7.2	1722	1809	1878	1978	2092	2271	2450
STWTC1245RL	7.2	1722	1809	1878	1978	2092	2271	2450
• One adjustable shelf.								
STWTC1248LL	5.3	1733	1875	2016	2156	2227	2296	2365
STWTC1248RR	5.3	1733	1875	2016	2156	2227	2296	2365
STWTC1248LR	5.3	1733	1875	2016	2156	2227	2296	2365
STWTC1248RL	5.3	1733	1875	2016	2156	2227	2296	2365
STWTC1251LL	5.6	1993	2134	2276	2417	2487	2556	2625
STWTC1251RR	5.6	1993	2134	2276	2417	2487	2556	2625
STWTC1251LR	5.6	1993	2134	2276	2417	2487	2556	2625
STWTC1251RL	5.6	1993	2134	2276	2417	2487	2556	2625
STWTC1254LL	6.0	2101	2243	2384	2524	2594	2665	2736
STWTC1254RR	6.0	2101	2243	2384	2524	2594	2665	2736
STWTC1254LR	6.0	2101	2243	2384	2524	2594	2665	2736
STWTC1254RL	6.0	2101	2243	2384	2524	2594	2665	2736
• Two adjustable shelves.								

Notes below apply to all products in section above:

- Authentic Ends, Flushed Ends, and FFD on End available on angled side only.
- Increased Depths available in 1/4″ increments from 24 1/4″ to 30″.
- Reduced Depths available in 1/4″ increments from 18″ to 23 3/4″.
- Increased Heights modification will increase the height of the lower cabinet section. The upper section will retain its original height.
- Not available on Inset and Beaded Inset styles.

Door & Drawer Options

AF	AOMD	CC	CG	GAMD	HC	IFHG	MC	MD	MFO	PRMD	SHMD	SPLITDR	SPLITDRWS	TCG	TCP
✓			✓	✓				✓	✓	✓	✓				

End Panel Options

AUTH[1]	CSFPE	EXBK	EXDN	FFD	FL/FR	FPE	INTGE	IPE
✓	✓	✓	✓	✓	✓	✓		

Custom Modification Options

ADD_SHLF	ADDTK	ADRW	BVR	CBO	CCO	CFNTO	CFRMO	CLIP	CND	CSDGBK	EX	EX_OL	F.ALL	FBFL	FLUT	FTK	ID	IH
✓	✓		✓	✓	✓	✓	✓		✓	✓						✓	✓	✓

INVFRM	IW	LIGHT[2]	MIP	OBRB	PFINBTMB	RD	RECTK	RH	ROSFLUT	RT	RW	STW	TD	TKP[2]	TVR	WS	WTR
		✓	✓	✓	✓	✓	✓					✓		✓			✓

[1] Not available with authentic flush ends both.
[2] Not available on 36″-45″ high.

Wall Transition Cabinets

STACKED WALL TRANSITION CABINET, 57″ or 60″ HIGH

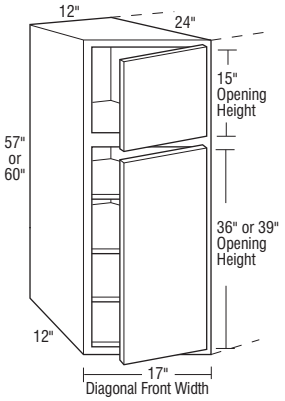

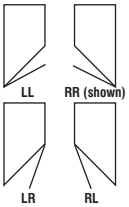

Hinging Options

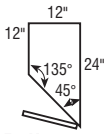

Top View

	Cubic Feet	1	2	3	4	5	6	7
STWTC1257LL	6.3	2230	2372	2511	2651	2722	2791	2860
STWTC1257RR	6.3	2230	2372	2511	2651	2722	2791	2860
STWTC1257LR	6.3	2230	2372	2511	2651	2722	2791	2860
STWTC1257RL	6.3	2230	2372	2511	2651	2722	2791	2860
STWTC1260LL	6.6	2303	2443	2584	2724	2794	2866	2938
STWTC1260RR	6.6	2303	2443	2584	2724	2794	2866	2938
STWTC1260LR	6.6	2303	2443	2584	2724	2794	2866	2938
STWTC1260RL	6.6	2303	2443	2584	2724	2794	2866	2938

- Three adjustable shelves.

Notes below apply to all products in section above:

- Authentic Ends, Flushed Ends, and FFD on End available on angled side only.
- Increased Depths available in 1/4″ increments from 24 1/4″ to 30″.
- Reduced Depths available in 1/4″ increments from 18″ to 23 3/4″.
- Increased Heights modification will increase the height of the lower cabinet section. The upper section will retain its original height.
- Not available on Inset and Beaded Inset styles.

Door & Drawer Options

AF	AOMD	CC	CG	GAMD	HC	IFHG	MC	MD	MFO	PRMD	SHMD	SPLITDR	SPLITDRWS	TCG	TCP
✓			✓	✓				✓	✓	✓	✓				

End Panel Options

AUTH[1]	CSFPE	EXBK	EXDN	FFD	FL/FR	FPE	INTGE	IPE
✓	✓	✓	✓	✓	✓	✓		

Custom Modification Options

ADD_SHLF	ADDTK	ADRW	BVR	CBO	CCO	CFNTO	CFRMO	CLIP	CND	CSDGBK	EX	EX_OL	F.ALL	FBFL	FLUT	FTK	ID	IH
✓	✓		✓	✓	✓	✓	✓		✓	✓						✓	✓	✓

INVFRM	IW	LIGHT	MIP	OBRB	PFINBTMB	RD	RECTK	RH	ROSFLUT	RT	RW	STW	TD	TKP	TVR	WS	WTR
		✓	✓	✓	✓	✓	✓					✓		✓			✓

[1] Not available with authentic flush ends both.

IH/RH availability charts starting on page G•40.
IW/RW availability charts starting on page G•46.

WALL REFRIGERATOR, 18″, 21″, 24″, or 27″ HIGH, 24″ DEEP

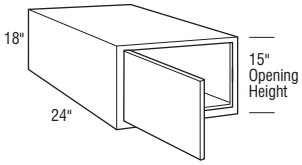

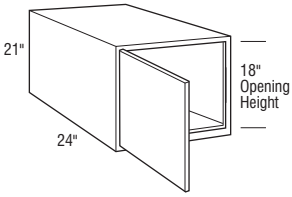

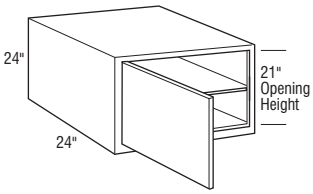

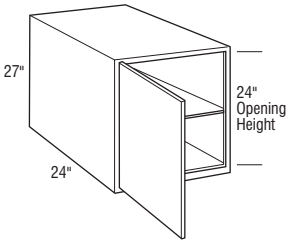

	Cubic Feet	1	2	3	4	5	6	7
W241824 L or R	7.3	1401	1474	1525	1604	1701	1859	2017
W242124 L or R	8.4	1428	1389	1447	1521	1589	1741	1893
W242424 L or R	9.5	1467	1545	1595	1680	1778	1942	2106
• Includes one adjustable shelf.								
W242724 L or R	10.7	1571	1646	1698	1793	1863	2032	2201
• Includes one adjustable shelf.								

Notes below apply to all products in section above:

- 24″ deep cabinets must be fully supported by screws installed in a structural member in the ceiling or soffit, and into adjacent cabinets.
- Load limit is 15 lbs. per square foot of load bearing surface.
- Increased Depths available in 1/4″ increments from 24 1/4″ to 30″.
- Reduced Depths available in 1/4″ increments from 6″ to 23 3/4″.

Door & Drawer Options

AF	AOMD	CC	CG	GAMD	HC	IFHG	MC	MD	MFO	PRMD	SHMD	SPLITDR	SPLITDRWS	TCG	TCP
			✓			✓		✓	✓	✓					

End Panel Options

AUTH	CSFPE	EXBK	EXDN	FFD	FL/FR	FPE	INTGE	IPE
✓	✓	✓	✓	✓		✓	✓	✓

Custom Modification Options

ADD_SHLF	ADDTK	ADRW	BVR	CBO	CCO	CFNTO	CFRMO	CLIP	CND	CSDGBK	EX	EX_OL	F.ALL	FBFL	FLUT[1]	FTK	ID	IH[2]
	✓	✓	✓	✓	✓	✓	✓	✓	✓	✓	✓	✓			✓	✓	✓	

INVFRM	IW	LIGHT	MIP	OBRB	PFINBTMB	RD	RECTK	RH	ROSFLUT	RT	RW	STW	TD	TKP	TVR	WS	WTR
			✓	✓	✓	✓	✓		✓	✓			✓	✓	✓	✓	✓

[1] Not available with 6″ fluting.
[2] Not available on 27″ high.

Wall Refrigerator Cabinets

WALL REFRIGERATOR, 12″, 15″, 18″, 21″, 24″, or 27″ HIGH, 24″ DEEP

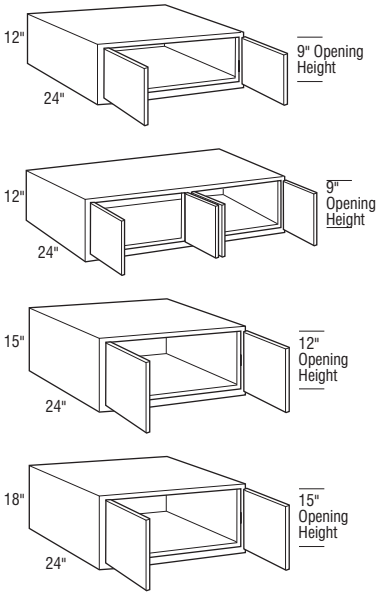

	Cubic Feet	1	2	3	4	5	6	7
W241224	5.0	1257	1317	1372	1441	1526	1670	1814
W271224	5.6	1297	1358	1415	1486	1575	1723	1871
W301224	6.5	1324	1386	1444	1517	1608	1758	1908
W331224	7.1	1373	1444	1497	1580	1666	1822	1978
W341224	7.0	1397	1470	1524	1608	1695	1854	2013
W361224	7.8	1421	1497	1550	1636	1724	1885	2046
W371224	7.6	1443	1516	1571	1658	1746	1907	2068
W391224	8.4	1463	1534	1592	1679	1768	1928	2088
W421224	8.6	1527	1604	1667	1756	1860	2027	2194
W451224	9.2	1560	1640	1705	1795	1905	2077	2249
W481224	10.2	1592	1676	1742	1833	1951	2127	2303

- Two sets of butt doors.

W241524	6.1	1375	1440	1496	1579	1641	1803	1965
W271524	6.9	1385	1451	1506	1590	1653	1815	1977
W301524	8.0	1388	1455	1511	1594	1657	1821	1985
W331524	8.7	1420	1490	1541	1627	1721	1879	2037
W341524	8.6	1450	1518	1573	1659	1750	1911	2072
W361524	9.5	1478	1546	1604	1690	1780	1941	2102
W371524	9.3	1498	1570	1624	1715	1804	1973	2142
W391524	10.2	1518	1594	1644	1740	1828	2004	2180
W241824	7.3	1405	1478	1529	1609	1706	1865	2024
W271824	8.1	1420	1493	1545	1625	1724	1884	2044
W301824	9.4	1449	1524	1577	1659	1759	1923	2087
W331824	10.3	1510	1586	1638	1724	1828	1999	2170
W341824	10.2	1539	1615	1669	1758	1863	2038	2213
W361824	11.2	1568	1644	1700	1792	1896	2076	2256
W371824	11.0	1577	1654	1711	1801	1909	2087	2265
W391824	12.1	1586	1662	1721	1811	1921	2099	2277

- One adjustable shelf.

Notes below apply to all products in section above:

- 24″ deep cabinets must be fully supported by screws installed in a structural member in the ceiling or soffit, and into adjacent cabinets.
- Load limit is 15 lbs. per square foot of load bearing surface.
- Increased Depths available in 1/4″ increments from 24 1/4″ to 30″.
- Reduced Depths available in 1/4″ increments from 6″ to 23 3/4″.

Door & Drawer Options

AF	AOMD	CC	CG	GAMD[1]	HC	IFHG	MC	MD[1]	MFO	PRMD[2]	SHMD	SPLITDR	SPLITDRWS	TCG	TCP
✓		✓	✓	✓		✓		✓	✓	✓	✓	✓			

End Panel Options

AUTH	CSFPE	EXBK	EXDN	FFD	FL/FR	FPE	INTGE[2]	IPE
✓	✓	✓	✓	✓	✓	✓	✓	✓

Custom Modification Options

ADD_SHLF	ADDTK	ADRW	BVR	CBO	CCO	CFNTO	CFRMO	CLIP	CND	CSDGBK	EX	EX_OL	F.ALL	FBFL	FLUT[3]	FTK	ID	IH[4]
✓		✓	✓	✓	✓	✓	✓	✓	✓	✓	✓	✓			✓	✓	✓	✓

INVFRM	IW[5]	LIGHT	MIP	OBRB	PFINBTMB	RD	RECTK	RH	ROSFLUT	RT[6]	RW	STW	TD	TKP	TVR	WS	WTR
	✓	✓	✓	✓	✓	✓			✓	✓			✓		✓	✓	✓

[1] Not available on 12″ high.
[2] Not available on 12″ or 15″ high.
[3] Not available with 6″ fluting.
[4] Not available on 48″ wide.
[5] Not available on 39″ or 48″ wide.
[6] Not available on 39″ wide.

IH/RH availability charts starting on page G•40.
IW/RW availability charts starting on page G•46.

WALL REFRIGERATOR, 12″, 15″, 18″, 21″, 24″, or 27″ HIGH, 24″ DEEP (cont'd)

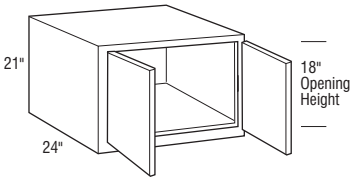

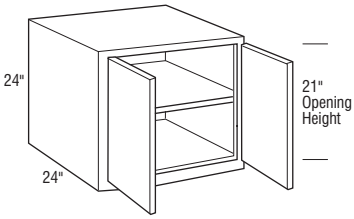

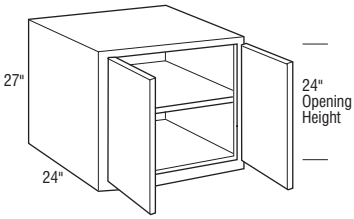

	Cubic Feet	1	2	3	4	5	6	7
W242124	8.4	1487	1447	1507	1584	1655	1814	1973
W272124	9.4	1503	1575	1641	1724	1802	1975	2148
W302124	10.9	1534	1608	1674	1759	1839	2015	2191
W332124	11.9	1563	1638	1699	1793	1907	2077	2247
W342124	11.7	1596	1672	1738	1832	1936	2115	2294
W362124	12.9	1630	1707	1779	1872	1965	2152	2339
W372124	12.8	1654	1730	1800	1895	1991	2178	2365
W392124	14.0	1678	1754	1822	1919	2015	2203	2391
W242424	9.5	1544	1626	1679	1769	1871	2045	2219
W272424	10.7	1560	1643	1697	1788	1891	2066	2241
W302424	12.3	1592	1677	1731	1825	1930	2109	2288
W332424	13.5	1650	1734	1793	1889	2002	2187	2372
W342424	13.3	1679	1765	1824	1922	2037	2225	2413
W362424	14.7	1708	1796	1855	1955	2072	2264	2456
W372424	14.5	1738	1825	1887	1987	2106	2301	2496
W392424	15.8	1768	1854	1919	2019	2141	2339	2537

- One adjustable shelf.

W242724	10.7	1654	1732	1788	1887	1960	2138	2316
W272724	12.0	1706	1788	1845	1947	2023	2207	2391
W302724	13.8	1759	1843	1902	2008	2086	2276	2466
W332724	15.1	1788	1873	1945	2045	2157	2352	2547
W342724	14.9	1827	1916	1984	2091	2196	2397	2598
W362724	16.4	1866	1957	2022	2138	2236	2441	2646
W372724	16.2	1908	1999	2067	2185	2286	2497	2708
W392724	17.7	1951	2041	2111	2232	2336	2554	2772

- One adjustable shelf.

Notes below apply to all products in section above:

- 24″ deep cabinets must be fully supported by screws installed in a structural member in the ceiling or soffit, and into adjacent cabinets.
- Load limit is 15 lbs. per square foot of load bearing surface.
- Increased Depths available in 1/4″ increments from 24 1/4″ to 30″.
- Reduced Depths available in 1/4″ increments from 6″ to 23 3/4″.

Door & Drawer Options

AF	AOMD	CC	CG	GAMD	HC	IFHG	MC	MD	MFO	PRMD	SHMD	SPLITDR	SPLITDRWS	TCG	TCP
✓		✓	✓	✓		✓		✓	✓	✓	✓	✓			

End Panel Options

AUTH	CSFPE	EXBK	EXDN	FFD	FL/FR	FPE	INTGE	IPE
✓	✓	✓	✓	✓	✓	✓	✓	✓

Custom Modification Options

ADD_SHLF[1]	ADDTK	ADRW	BVR	CBO	CCO	CFNTO	CFRMO	CLIP	CND	CSDGBK	EX	EX_OL	F.ALL	FBFL	FLUT[2]	FTK	ID	IH[3]
✓		✓	✓	✓	✓	✓	✓	✓	✓	✓	✓	✓			✓	✓	✓	✓

INVFRM	IW[4]	LIGHT	MIP	OBRB	PFINBTMB	RD	RECTK	RH	ROSFLUT	RT[5]	RW	STW	TD	TKP	TVR	WS	WTR
	✓	✓	✓	✓	✓	✓			✓	✓			✓		✓	✓	✓

[1] Only available on 24″ and 27″ high.
[2] Not available with 6″ fluting.
[3] Not available on 27″ high.
[4] Not available on 39″ wide.
[5] Not available on 39″ wide.

Wall Refrigerator Cabinets

WALL REFRIGERATOR, 15″, 18″, 21″, 24″, or 27″ HIGH, 24″ DEEP

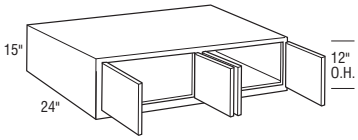

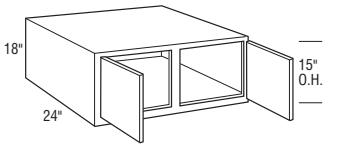

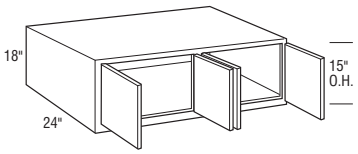

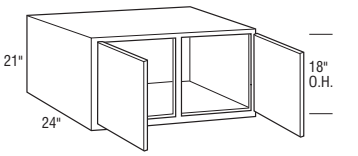

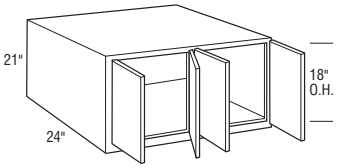

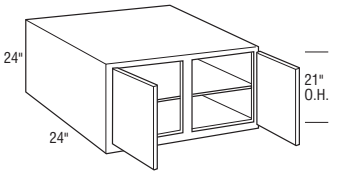

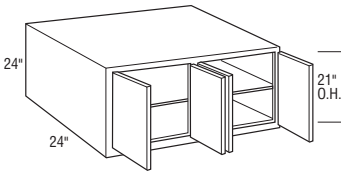

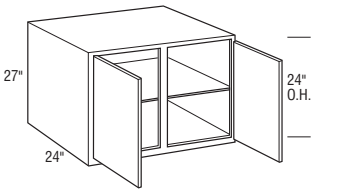

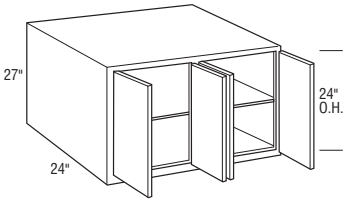

	Cubic Feet	1	2	3	4	5	6	7
W421524	10.5	1594	1674	1726	1826	1920	2104	2288
W451524	11.2	1625	1708	1760	1863	1958	2146	2334
W481524	12.0	1658	1742	1796	1900	1998	2190	2382
• Two sets of butt doors.								
W421824	12.5	1697	1779	1841	1938	2055	2245	2435
W451824	13.3	1798	1885	1951	2055	2178	2380	2582
W481824CS	14.2	1888	1980	2049	2157	2287	2499	2711
W481824	14.2	2077	2178	2254	2373	2516	2749	2982
• Two sets of butt doors.								
W422124	14.4	1812	1894	1968	2072	2177	2379	2581
W452124	15.4	1921	2007	2086	2197	2308	2522	2736
W482124CS	16.4	2036	2128	2211	2329	2447	2674	2901
W482124	16.4	2260	2361	2455	2585	2716	2967	3218
• Two sets of butt doors.								
W422424	16.4	1892	1984	2053	2159	2290	2502	2714
W452424	17.5	1987	2083	2155	2268	2405	2627	2849
W482424CS	18.7	2086	2188	2263	2381	2525	2758	2991
• Includes one adjustable shelf.								
W482424	18.7	2274	2385	2467	2595	2752	3007	3262
• Two sets of butt doors. • Includes one adjustable shelf.								
W422724	18.3	2126	2223	2301	2433	2546	2783	3020
W452724	19.6	2232	2335	2416	2554	2674	2922	3170
W482724CS	20.9	2343	2451	2538	2682	2808	3068	3328
• Includes one adjustable shelf.								
W482724	20.9	2554	2672	2766	2924	3060	3344	3628
• Two sets of butt doors. • Includes one adjustable shelf.								

Notes below apply to all products in section above:

- 24″ deep cabinets must be fully supported by screws installed in a structural member in the ceiling or soffit, and into adjacent cabinets.
- Load limit is 15 lbs. per square foot of load bearing surface.
- Increased Depths available in 1/4″ increments from 24 1/4″ to 30″.
- Reduced Depths available in 1/4″ increments from 6″ to 23 3/4″.

Door & Drawer Options

AF	AOMD	CC	CG	GAMD	HC	IFHG	MC	MD	MFO	PRMD[1]	SHMD	SPLITDR	SPLITDRWS	TCG	TCP
✓		✓	✓	✓		✓		✓	✓	✓	✓	✓			

End Panel Options

AUTH	CSFPE	EXBK	EXDN	FFD	FL/FR	FPE	INTGE[1]	IPE
✓	✓	✓	✓	✓	✓	✓	✓	✓

Custom Modification Options

ADD_SHLF[2]	ADDTK	ADRW	BVR	CBO	CCO	CFNTO	CFRMO	CLIP	CND	CSDGBK	EX	EX_OL	F.ALL	FBFL	FLUT[3]	FTK	ID	IH[4]
✓		✓	✓	✓	✓	✓	✓	✓	✓	✓	✓	✓			✓	✓	✓	✓

INVFRM	IW[5]	LIGHT	MIP	OBRB	PFINBTMB	RD	RECTK	RH	ROSFLUT	RT[6]	RW	STW	TD	TKP	TVR	WS	WTR
	✓	✓	✓	✓	✓	✓			✓	✓			✓		✓	✓	✓

[1] Not available on 15″ high.
[2] Only available on 24″ and 27″ high.
[3] Not available with 6″ fluting.
[4] Not available on 27″ high.
[5] Not available on 48″ wide.
[6] Not available on 39″ wide.

IH/RH availability charts starting on page G•40.
IW/RW availability charts starting on page G•46.

WALL REFRIGERATOR PULL-OUT CABINET, 18″, 21″, or 24″ HIGH, 24″ DEEP

storage SOLUTIONS

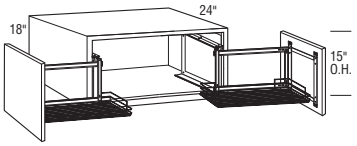

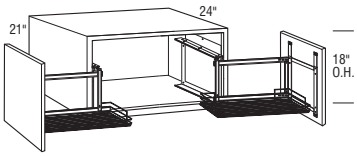

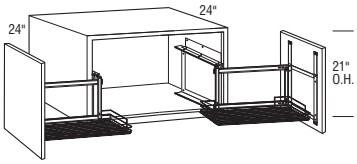

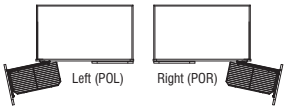

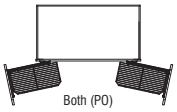

Top View

	Cubic Feet	1	2	3	4	5	6	7
W361824PO L or R	11.3	2996	3072	3128	3220	3324	3503	3682
W371824PO L or R	11.6	2996	3072	3128	3220	3324	3503	3682
W391824PO L or R	12.2	3014	3090	3149	3239	3349	3526	3703
W361824PO	11.3	4424	4500	4556	4647	4752	4931	5110
W371824PO	11.6	4442	4518	4577	4667	4777	4954	5131
W391824PO	12.2	4442	4518	4577	4667	4777	4954	5131
W362124PO L or R	13.0	3057	3135	3207	3299	3393	3580	3767
W372124PO L or R	13.3	3057	3135	3207	3299	3393	3580	3767
W392124PO L or R	14.0	3106	3182	3250	3347	3443	3630	3817
W362124PO	13.0	4485	4563	4635	4727	4821	5008	5195
W372124PO	13.3	4534	4610	4678	4775	4871	5058	5245
W392124PO	14.0	4534	4610	4678	4775	4871	5058	5245
W362424PO L or R	14.7	3136	3223	3283	3382	3499	3692	3885
W372424PO L or R	15.1	3136	3223	3283	3382	3499	3692	3885
W392424PO L or R	15.9	3196	3282	3347	3446	3568	3766	3964
W362424PO	14.7	4564	4651	4711	4810	4927	5120	5313
W372424PO	15.1	4624	4710	4775	4874	4996	5194	5392
W392424PO	15.9	4624	4710	4775	4874	4996	5194	5392

- Door mounted pull-out with a chrome wire rack that extends fully to the front of the cabinet then opens to the side for easy accessibility to contents.
- Designed for use above refrigerator or other high applications.
- Smart Stop feature not available on pull-out.
- Available installed in either the left side, right side or both sides.
- For sufficient pull-out clearance, 13 1/8″ of adjacent space is required for door to open fully when installed near a wall or corner.
- Chrome rack is 10″ wide and 20 13/16″ deep.
- 24″ deep cabinets must be fully supported by screws installed in a structural member in the ceiling or soffit, and into adjacent cabinets.
- Load limit is 15 lbs. per square foot of load bearing surface.
- Not available on Inset and Beaded Inset styles.

Door & Drawer Options

AF	AOMD	CC	CG	GAMD	HC	IFHG	MC	MD	MFO	PRMD	SHMD	SPLITDR	SPLITDRWS	TCG	TCP
									✓						

End Panel Options

AUTH	CSFPE	EXBK	EXDN	FFD	FL/FR	FPE	INTGE	IPE
✓	✓	✓	✓		✓	✓		

Custom Modification Options

ADD_SHLF	ADDTK	ADRW	BVR	CBO	CCO	CFNTO	CFRMO	CLIP	CND	CSDGBK	EX	EX_OL	F.ALL	FBFL	FLUT	FTK	ID	IH[1]
	✓	✓	✓							✓	✓	✓			✓	✓	✓	✓

INVFRM	IW	LIGHT	MIP	OBRB	PFINBTMB	RD	RECTK	RH	ROSFLUT[2]	RT	RW	STW	TD	TKP	TVR	WS	WTR
	✓		✓	✓			✓		✓					✓			✓

[1] Not available on 24″ high.
[2] Not available with 6″ fluting.

Wall Open Cabinets

WALL OPEN CABINET with PLAIN BACK, 30″, 33″, 36″, 39″, or 42″ HIGH

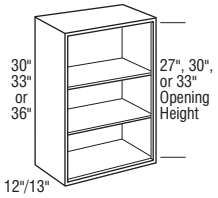

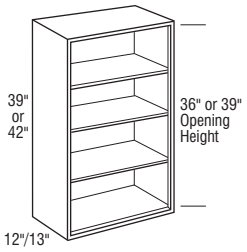

	Cubic Feet	1	2	3	4	5	6	7
WOCP2430	6.7	1255	1314	1358	1427	1524	1657	1790
WOCP3030	8.3	1451	1522	1577	1658	1751	1921	2091
WOCP3630	9.9	1551	1630	1689	1788	1873	2044	2215
WOCP2433	7.4	1506	1576	1629	1713	1826	1987	2148
WOCP3033	9.1	1738	1824	1893	1991	2098	2307	2516
WOCP3633	10.9	1863	1957	2027	2143	2250	2450	2650
WOCP2436	8.0	1595	1673	1724	1819	1935	2110	2285
WOCP3036	9.9	1900	1991	2066	2173	2298	2511	2724
WOCP3636	11.8	2041	2142	2222	2343	2463	2696	2929
WOCP2439	8.7	1707	1791	1843	1947	2070	2260	2450
WOCP3039	10.7	2036	2133	2208	2327	2462	2687	2912
WOCP3639	12.7	2184	2291	2378	2501	2635	2885	3135
WOCP2442	9.3	1749	1837	1895	1998	2123	2315	2507
WOCP3042	11.5	2129	2231	2312	2439	2568	2802	3036
WOCP3642	13.7	2290	2400	2480	2624	2768	3027	3286

- 30″/33″/36″ high includes two adjustable shelves, and 39″/42″ high includes three adjustable shelves.
- If ordered with Hewn Technique, will not feature sand-through characteristics.
- To change the top rail valance, specify one of the Top Valance Rail modifications.
- Straight Valance is standard on Beaded Inset styles.
- Minimum cabinet width with Arch Valance is 15″.
- Inset and Beaded Inset Door Styles are a standard 13″ deep.
- Full Overlay Styles:
  - Increased Depths available in 1/4″ increments from 12 1/4″ to 30″.
  - Reduced Depths available in 1/4″ increments from 6″ to 11 3/4″.
- Inset and Beaded Inset Styles:
  - Increased Depths available in 1/4″ increments from 13 1/4″ to 30″.
  - Reduced Depths available in 1/4″ increments from 6″ to 12 3/4″.

Door & Drawer Options

AF	AOMD	CC	CG	GAMD	HC	IFHG	MC	MD	MFO	PRMD	SHMD	SPLITDR	SPLITDRWS	TCG	TCP

End Panel Options

AUTH	CSFPE	EXBK	EXDN	FFD	FL/FR	FPE	INTGE	IPE
✓	✓	✓	✓	✓		✓	✓	

Custom Modification Options

ADD_SHLF	ADDTK	ADRW	BVR	CBO	CCO	CFNTO	CFRMO	CLIP[1]	CND	CSDGBK	EX	EX_OL	F.ALL	FBFL	FLUT[2]	FTK	ID[3]	IH
	✓		✓	✓	✓	✓	✓	✓	✓	✓	✓	✓			✓	✓	✓	✓

INVFRM	IW	LIGHT	MIP	OBRB	PFINBTMB	RD[3]	RECTK	RH	ROSFLUT	RT[4]	RW	STW	TD[5]	TKP	TVR	WS[1]	WTR
	✓		✓	✓	✓	✓	✓		✓	✓			✓	✓	✓	✓	✓

[1] Not available on 24″ wide.
[2] Not available with 6″ fluting.
[3] Not available on WOCP2433 and WOCP2436.
[4] Not available on 39″ wide.
[5] Not available on 33″-42″ high.

IH/RH availability charts starting on page G•40.
IW/RW availability charts starting on page G•46.

WALL OPEN CABINET with CAR SIDING BACK, 30″, 33″, 36″, 39″, or 42″ HIGH

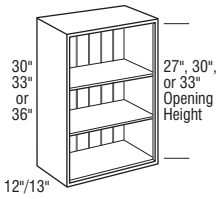

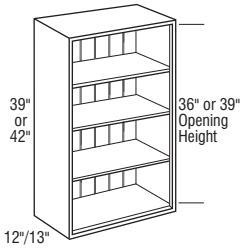

	Cubic Feet	1	2	3	4	5	6	7
WOCB2430	6.7	1530	1590	1634	1703	1799	1933	2067
WOCB3030	8.3	1727	1798	1853	1933	2027	2197	2367
WOCB3630	9.9	1827	1906	1965	2064	2149	2320	2491
WOCB2433	7.4	1782	1852	1905	1989	2102	2263	2424
WOCB3033	9.1	2014	2100	2169	2267	2374	2583	2792
WOCB3633	10.9	2138	2233	2303	2419	2526	2726	2926
WOCB2436	8.0	1871	1949	2000	2095	2211	2386	2561
WOCB3036	9.9	2176	2267	2341	2449	2574	2787	3000
WOCB3636	11.8	2317	2418	2498	2619	2739	2972	3205
WOCB2439	8.7	1983	2067	2119	2223	2346	2536	2726
WOCB3039	10.7	2312	2408	2484	2603	2738	2963	3188
WOCB3639	12.7	2460	2567	2654	2777	2911	3161	3411
WOCB2442	9.3	2025	2113	2171	2273	2399	2591	2783
WOCB3042	11.5	2405	2507	2588	2715	2844	3078	3312
WOCB3642	13.7	2566	2676	2756	2900	3044	3303	3562

- 30″/33″/36″ high includes two adjustable shelves, and 39″/42″ high includes three adjustable shelves.
- If ordered with Hewn Technique, will not feature sand-through characteristics.
- To change the top rail valance, specify one of the Top Valance Rail modifications.
- Straight Valance is standard on Beaded Inset styles.
- Minimum cabinet width with Arch Valance is 15″.
- Inset and Beaded Inset Door Styles are a standard 13″ deep.
- Full Overlay Styles:
  - Increased Depths available in 1/4″ increments from 12 1/4″ to 30″.
  - Reduced Depths available in 1/4″ increments from 6″ to 11 3/4″.
- Inset and Beaded Inset Styles:
  - Increased Depths available in 1/4″ increments from 13 1/4″ to 30″.
  - Reduced Depths available in 1/4″ increments from 6″ to 12 3/4″.

Door & Drawer Options

AF	AOMD	CC	CG	GAMD	HC	IFHG	MC	MD	MFO	PRMD	SHMD	SPLITDR	SPLITDRWS	TCG	TCB

End Panel Options

AUTH	CSFPE	EXBK	EXDN	FFD	FL/FR	FPE	INTGE	IPE
✓	✓	✓	✓	✓		✓	✓	

Custom Modification Options

ADD_SHLF	ADDTK	ADRW	BVR	CBO	CCO	CFNTO	CFRMO	CLIP[1]	CND	CSDGBK	EX	EX_OL	F.ALL	FBFL	FLUT[2]	FTK	ID[3]	IH
	✓		✓	✓	✓	✓	✓	✓	✓	✓	✓	✓			✓	✓	✓	✓

INVFRM	IW	LIGHT	MIP	OBRB	PFINBTMB	RD[3]	RECTK	RH	ROSFLUT	RT[4]	RW	STW	TD[5]	TKP	TVR	WS[1]	WTR
	✓		✓	✓	✓	✓	✓		✓	✓			✓	✓	✓	✓	✓

[1] Not available on 24″ wide.
[2] Not available with 6″ fluting.
[3] Not available on WOCB2433 and WOCB2436.
[4] Not available on 39″ wide.
[5] Not available on 33″-42″ high.

Wall Corner Cabinets

WALL CORNER SINGLE DOOR, 24″ HIGH

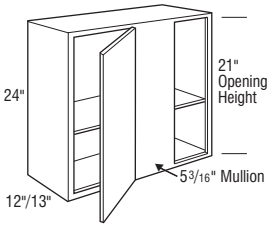

	Cubic Feet	1	2	3	4	5	6	7
WC2424 L or R	5.5	1010	1054	1093	1147	1200	1302	1404
WC2724 L or R	6.1	1063	1109	1147	1204	1267	1370	1473
WC3024 L or R	6.7	1127	1172	1208	1276	1336	1452	1568

- Door will be hinged on same side as blind section unless specified otherwise.
- L or R denotes blind.
- One adjustable shelf.
- Can be pulled 3″.
- When ordering cabinet in a full overlay door style, unit must be pulled at least 1 1/2″ to 3″ from wall.
- Includes one 3″ filler, shipped unattached.
- Inset and Beaded Inset Door Styles are a standard 13″ deep.
- Full Overlay Styles:
  - Increased Depths available in 1/4″ increments from 12 1/4″ to 30″.
  - Reduced Depths available in 1/4″ increments from 6″ to 11 3/4″.
- Inset and Beaded Inset Styles:
  - Increased Depths available in 1/4″ increments from 13 1/4″ to 30″.
  - Reduced Depths available in 1/4″ increments from 6″ to 12 3/4″.

Door & Drawer Options

AF	AOMD	CC	CG	GAMD	HC	IFHG	MC	MD	MFO	PRMD[1]	SHMD	SPLITDR	SPLITDRWS	TCG	TCP
			✓			✓		✓	✓	✓					

End Panel Options

AUTH	CSFPE	EXBK	EXDN	FFD	FL/FR	FPE	INTGE	IPE
✓	✓	✓	✓	✓		✓	✓	✓

Custom Modification Options

ADD_SHLF	ADDTK	ADRW	BVR	CBO	CCO	CFNTO	CFRMO	CLIP[1]	CND	CSDGBK	EX	EX_OL	F.ALL	FBFL	FLUT[2]	FTK	ID	IH
	✓		✓	✓	✓	✓	✓	✓	✓	✓	✓	✓		✓	✓	✓	✓	✓

INVFRM	IW	LIGHT	MIP	OBRB	PFINBTMB	RD	RECTK	RH	ROSFLUT	RT	RW	STW	TD	TKP	TVR	WS	WTR
			✓	✓	✓	✓	✓		✓					✓		✓	✓

[1] Not available on 24″ wide.
[2] Not available with 6″ fluting.

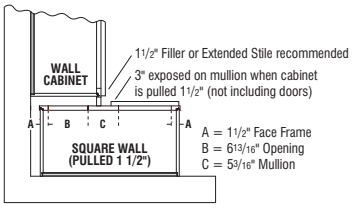

Top View
Full Overlay Styles

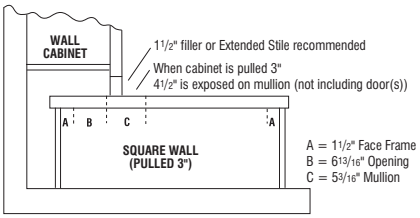

Top View
Full Overlay Styles, Pulled 3″

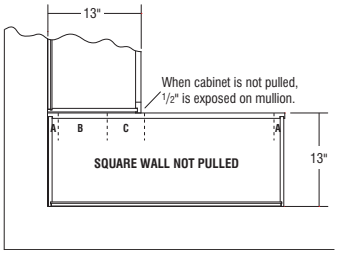

Top View
Inset Styles

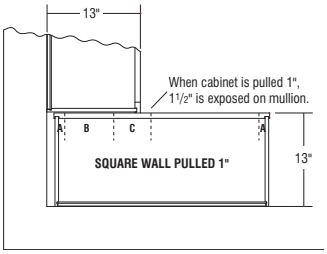

Top View
Inset Styles, Pulled 1″

IH/RH availability charts starting on page G•40.
IW/RW availability charts starting on page G•46.

NEW WALL CORNER SINGLE DOOR, 27″ HIGH

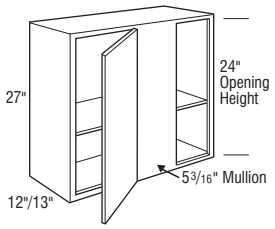

	Cubic Feet	1	2	3	4	5	6	7
WC2427 L or R	6.1	1010	1054	1093	1147	1200	1303	1406
WC2727 L or R	6.9	1063	1109	1147	1204	1267	1371	1475
WC3027 L or R	7.6	1127	1172	1208	1276	1336	1452	1568

- Door will be hinged on same side as blind section unless specified otherwise.
- L or R denotes blind.
- One adjustable shelf.
- Can be pulled 3″.
- When ordering cabinet in a full overlay door style, unit must be pulled at least 1 1/2″ to 3″ from wall.
- Includes one 3″ filler, shipped unattached.
- Inset and Beaded Inset Door Styles are a standard 13″ deep.
- Full Overlay Styles:
  - Increased Depths available in 1/4″ increments from 12 1/4″ to 30″.
  - Reduced Depths available in 1/4″ increments from 6″ to 11 3/4″.
- Inset and Beaded Inset Styles:
  - Increased Depths available in 1/4″ increments from 13 1/4″ to 30″.
  - Reduced Depths available in 1/4″ increments from 6″ to 12 3/4″.

Door & Drawer Options

AF	AOMD	CC	CG	GAMD	HC	IFHG	MC	MD	MFO	PRMD[1]	SHMD	SPLITDR	SPLITDRWS	TCG	TCP
✓		✓	✓	✓	✓	✓	✓	✓	✓	✓	✓				

End Panel Options

AUTH	CSFPE	EXBK	EXDN	FFD	FL/FR	FPE	INTGE	IPE
✓	✓	✓	✓	✓	✓	✓	✓	✓

Custom Modification Options

ADD_SHLF	ADDTK	ADRW	BVR	CBO	CCO	CFNTO	CFRMO	CLIP[1]	CND	CSDGBK	EX	EX_OL	F.ALL	FBFL	FLUT[2]	FTK	ID	IH
✓			✓	✓	✓	✓	✓	✓	✓	✓	✓	✓		✓	✓	✓	✓	✓

INVFRM	IW	LIGHT	MIP	OBRB	PFINBTMB	RD	RECTK	RH	ROSFLUT	RT	RW	STW	TD	TKP	TVR	WS	WTR
		✓	✓	✓	✓	✓			✓							✓	✓

[1] Not available on 24″ wide.
[2] Not available with 6″ fluting.

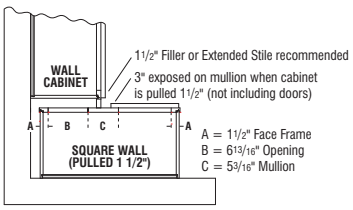

Top View
Full Overlay Styles

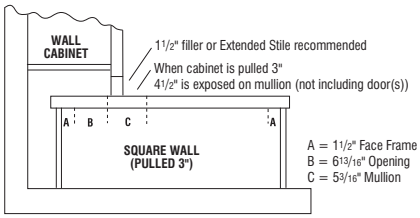

Top View
Full Overlay Styles, Pulled 3″

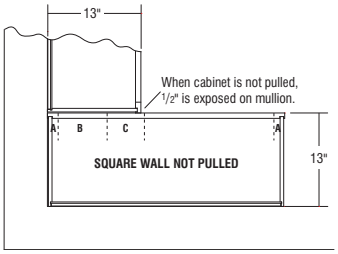

Top View
Inset Styles

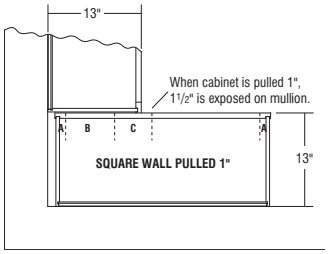

Top View
Inset Styles, Pulled 1″

Wall Corner Cabinets

WALL CORNER SINGLE DOOR, 30″ HIGH

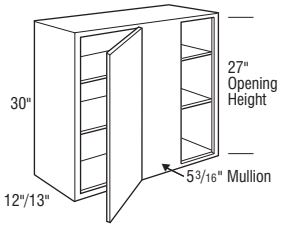

	Cubic Feet	1	2	3	4	5	6	7
WC2430 L or R	6.7	1010	1054	1093	1147	1200	1303	1406
WC2730 L or R	7.5	1063	1109	1147	1204	1267	1371	1475
WC3030 L or R	8.3	1127	1172	1208	1276	1336	1452	1568
WC3330 L or R	9.1	1165	1216	1259	1320	1389	1515	1641
WC3630 L or R	9.9	1239	1303	1343	1415	1485	1612	1739

- Door will be hinged on same side as blind section unless specified otherwise.
- L or R denotes blind.
- Two adjustable shelves.
- Can be pulled 3″.
- When ordering cabinet in a full overlay door style, unit must be pulled at least 1 1/2″ to 3″ from wall.
- Includes one 3″ filler, shipped unattached.
- Inset and Beaded Inset Door Styles are a standard 13″ deep.
- Full Overlay Styles:
  - Increased Depths available in 1/4″ increments from 12 1/4″ to 30″.
  - Reduced Depths available in 1/4″ increments from 6″ to 11 3/4″.
- Inset and Beaded Inset Styles:
  - Increased Depths available in 1/4″ increments from 13 1/4″ to 30″.
  - Reduced Depths available in 1/4″ increments from 6″ to 12 3/4″.

Door & Drawer Options

AF	AOMD	CC	CG	GAMD	HC	IFHG	MC	MD	MFO	PRMD[1]	SHMD	SPLITDR	SPLITDRWS	TCG	TCP
✓		✓	✓	✓	✓	✓	✓	✓	✓	✓	✓				

End Panel Options

AUTH	CSFPE	EXBK	EXDN	FFD	FL/FR	FPE	INTGE	IPE
✓	✓	✓	✓	✓	✓	✓	✓	✓

Custom Modification Options

ADD_SHLF	ADDTK	ADRW	BVR	CBO	CCO	CFNTO	CFRMO	CLIP[2]	CND	CSDGBK	EX	EX_OL	F.ALL	FBFL	FLUT[3]	FTK	ID	IH
✓			✓	✓	✓	✓	✓	✓	✓	✓	✓	✓		✓	✓	✓	✓	✓

INVFRM	IW	LIGHT	MIP	OBRB	PFINBTMB	RD	RECTK	RH	ROSFLUT	RT	RW	STW	TD	TKP	TVR	WS	WTR
		✓	✓	✓	✓	✓		✓	✓							✓	✓

[1] Not available on 24″ wide.
[2] Not available on 24″ wide, with clipped left.
[3] Not available with 6″ fluting.

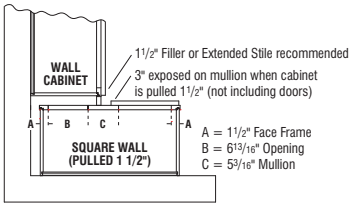

Top View
Full Overlay Styles

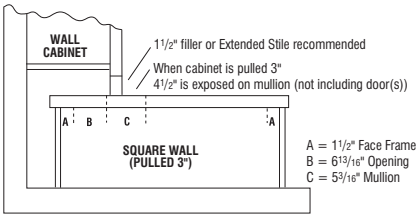

Top View
Full Overlay Styles, Pulled 3″

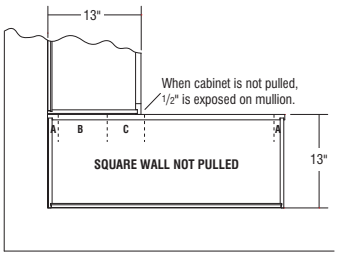

Top View
Inset Styles

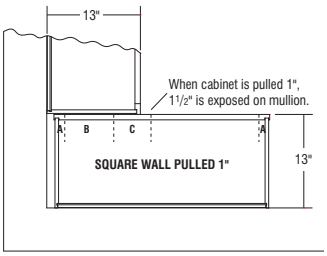

Top View
Inset Styles, Pulled 1″

IH/RH availability charts starting on page G•40.
IW/RW availability charts starting on page G•46.

WALL CORNER DOUBLE DOOR, 30″ HIGH

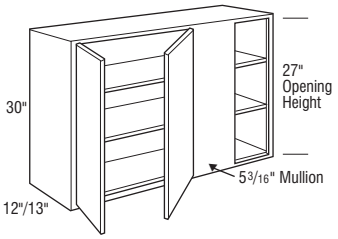

	Cubic Feet	1	2	3	4	5	6	7
WC3930 L or R	10.7	1640	1714	1779	1864	1960	2135	2310
WC4230 L or R	11.5	1731	1806	1868	1965	2052	2231	2410
WC4530 L or R	12.3	1783	1859	1920	2022	2121	2309	2497
WC4830 L or R	13.1	1806	1890	1953	2061	2163	2348	2533

- L or R denotes blind.
- Two adjustable shelves.
- Can be pulled 3″.
- When ordering cabinet in a full overlay door style, unit must be pulled at least 1 1/2″ to 3″ from wall.
- Includes one 3″ filler, shipped unattached.
- Inset and Beaded Inset Door Styles are a standard 13″ deep.
- Full Overlay Styles:
  - Increased Depths available in 1/4″ increments from 12 1/4″ to 30″.
  - Reduced Depths available in 1/4″ increments from 6″ to 11 3/4″.
- Inset and Beaded Inset Styles:
  - Increased Depths available in 1/4″ increments from 13 1/4″ to 30″.
  - Reduced Depths available in 1/4″ increments from 6″ to 12 3/4″.

Door & Drawer Options

AF	AOMD	CC	CG	GAMD	HC	IFHG	MC	MD	MFO	PRMD	SHMD	SPLITDR[1]	SPLITDRWS	TCG	TCP
✓		✓	✓	✓	✓	✓	✓	✓	✓	✓	✓	✓			

End Panel Options

AUTH	CSFPE	EXBK	EXDN	FFD	FL/FR	FPE	INTGE	IPE
✓	✓	✓	✓	✓	✓	✓	✓	✓

Custom Modification Options

ADD_SHLF	ADDTK	ADRW	BVR	CBO	CCO	CFNTO	CFRMO	CLIP[2]	CND	CSDGBK	EX	EX_OL	F.ALL	FBFL	FLUT[3]	FTK	ID	IH
✓			✓	✓	✓	✓	✓	✓	✓	✓	✓	✓		✓	✓	✓	✓	✓

INVFRM	IW	LIGHT	MIP	OBRB	PFINBTMB	RD	RECTK	RH	ROSFLUT	RT	RW	STW	TD	TKP	TVR	WS	WTR
		✓	✓	✓	✓	✓		✓	✓							✓	✓

[1] Not available on 39″ or 42″ wide.
[2] Not available with clipped left.
[3] Not available with 6″ fluting.

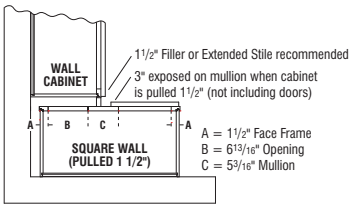

Top View
Full Overlay Styles

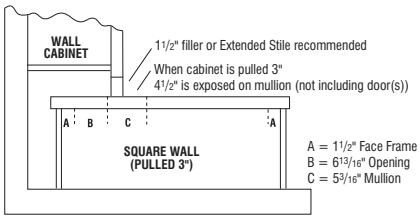

Top View
Full Overlay Styles, Pulled 3″

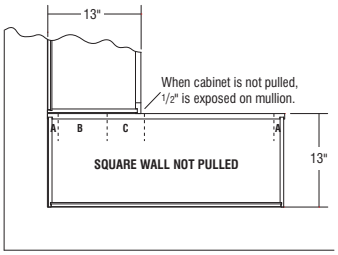

Top View
Inset Styles

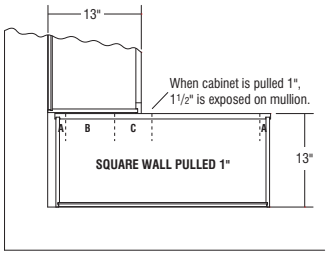

Top View
Inset Styles, Pulled 1″

Wall Corner Cabinets

WALL CORNER SINGLE DOOR, 33″ HIGH

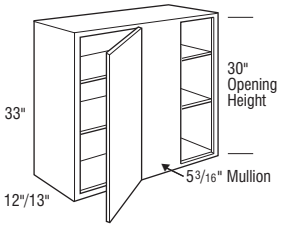

	Cubic Feet	1	2	3	4	5	6	7
WC2433 L or R	7.4	1284	1336	1388	1459	1528	1661	1794
WC2733 L or R	8.3	1350	1410	1459	1535	1616	1749	1882
WC3033 L or R	9.1	1433	1492	1541	1623	1706	1856	2006
WC3333 L or R	10.0	1485	1548	1607	1685	1772	1933	2094
WC3633 L or R	10.9	1582	1661	1714	1805	1897	2062	2227

- Door will be hinged on same side as blind section unless specified otherwise.
- L or R denotes blind.
- Two adjustable shelves.
- Can be pulled 3″.
- When ordering cabinet in a full overlay door style, unit must be pulled at least 1 1/2″ to 3″ from wall.
- Includes one 3″ filler, shipped unattached.
- Inset and Beaded Inset Door Styles are a standard 13″ deep.
- Full Overlay Styles:
  - Increased Depths available in 1/4″ increments from 12 1/4″ to 30″.
  - Reduced Depths available in 1/4″ increments from 6″ to 11 3/4″.
- Inset and Beaded Inset Styles:
  - Increased Depths available in 1/4″ increments from 13 1/4″ to 30″.
  - Reduced Depths available in 1/4″ increments from 6″ to 12 3/4″.

Door & Drawer Options

AF	AOMD	CC	CG	GAMD	HC	IFHG	MC	MD	MFO	PRMD[1]	SHMD	SPLITDR	SPLITDRWS	TCG	TCP
✓		✓	✓	✓	✓	✓	✓	✓	✓	✓	✓				

End Panel Options

AUTH	CSFPE	EXBK	EXDN	FFD	FL/FR	FPE	INTGE	IPE
✓	✓	✓	✓	✓	✓	✓	✓	✓

Custom Modification Options

ADD_SHLF	ADDTK	ADRW	BVR	CBO	CCO	CFNTO	CFRMO	CLIP[2]	CND	CSDGBK	EX	EX_OL	F.ALL	FBFL	FLUT[3]	FTK	ID	IH
✓			✓	✓	✓	✓	✓	✓	✓	✓	✓	✓		✓	✓	✓	✓	✓

INVFRM	IW	LIGHT	MIP	OBRB	PFINBTMB	RD	RECTK	RH	ROSFLUT	RT	RW	STW	TD	TKP	TVR	WS	WTR
		✓	✓	✓	✓	✓			✓							✓	✓

[1] Not available for 24″ wide.
[2] Not available on 24″ wide, with clipped left.
[3] Not available with 6″ fluting.

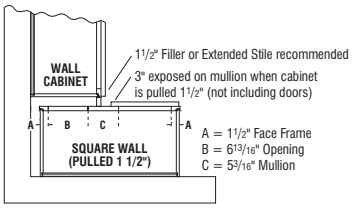

Top View
Full Overlay Styles

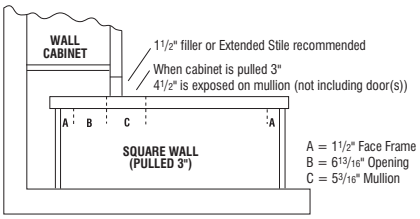

Top View
Full Overlay Styles, Pulled 3″

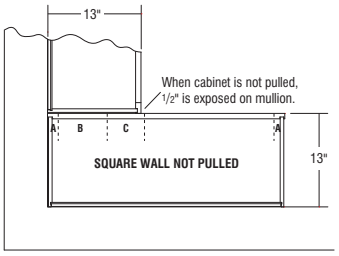

Top View
Inset Styles

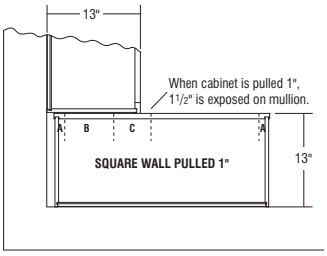

Top View,
Inset Styles, Pulled 1″

IH/RH availability charts starting on page G•40.
IW/RW availability charts starting on page G•46.

WALL CORNER DOUBLE DOOR, 33″ HIGH

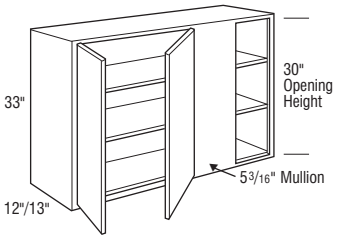

	Cubic Feet	1	2	3	4	5	6	7
WC3933 L or R	11.7	2102	2198	2279	2392	2520	2742	2964
WC4233 L or R	12.6	2212	2318	2397	2524	2635	2866	3097
WC4533 L or R	13.5	2283	2386	2460	2594	2724	2968	3212
WC4833 L or R	14.3	2318	2429	2507	2645	2779	3024	3269

- L or R denotes blind.
- Two adjustable shelves.
- Can be pulled 3″.
- When ordering cabinet in a full overlay door style, unit must be pulled at least 1 1/2″ to 3″ from wall.
- Includes one 3″ filler, shipped unattached.
- Inset and Beaded Inset Door Styles are a standard 13″ deep.
- Full Overlay Styles:
  - Increased Depths available in 1/4″ increments from 12 1/4″ to 30″.
  - Reduced Depths available in 1/4″ increments from 6″ to 11 3/4″.
- Inset and Beaded Inset Styles:
  - Increased Depths available in 1/4″ increments from 13 1/4″ to 30″.
  - Reduced Depths available in 1/4″ increments from 6″ to 12 3/4″.

Door & Drawer Options

AF	AOMD	CC	CG	GAMD	HC	IFHG	MC	MD	MFO	PRMD	SHMD	SPLITDR[1]	SPLITDRWS	TCG	TCP
✓		✓	✓	✓	✓	✓	✓	✓	✓	✓	✓	✓			

End Panel Options

AUTH	CSFPE	EXBK	EXDN	FFD	FL/FR	FPE	INTGE	IPE
✓	✓	✓	✓	✓	✓	✓	✓	✓

Custom Modification Options

ADD_SHLF	ADDTK	ADRW	BVR	CBO	CCO	CFNTO	CFRMO	CLIP[2]	CND	CSDGBK	EX	EX_OL	F.ALL	FBFL	FLUT[3]	FTK	ID	IH
✓			✓	✓	✓	✓	✓	✓	✓	✓	✓	✓		✓	✓	✓	✓	✓

INVFRM	IW	LIGHT	MIP	OBRB	PFINBTMB	RD	RECTK	RH	ROSFLUT	RT	RW	STW	TD	TKP	TVR	WS	WTR
		✓	✓	✓	✓	✓			✓							✓	✓

[1] Not available on 39″ or 42″ wide.
[2] Not available with clipped left.
[3] Not available with 6″ fluting.

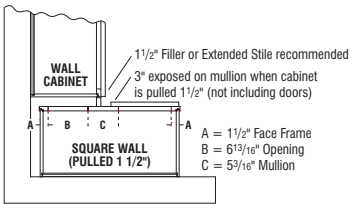

Top View
Full Overlay Styles

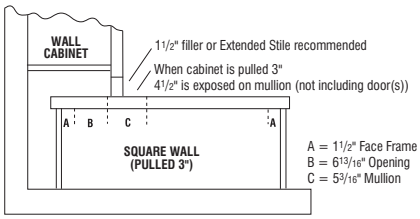

Top View
Full Overlay Styles, Pulled 3″

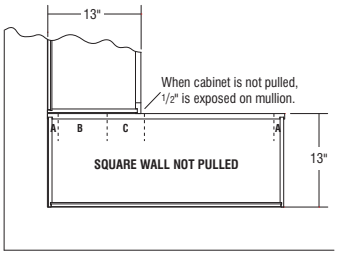

Top View
Inset Styles

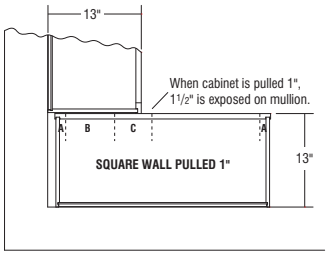

Top View
Inset Styles, Pulled 1″

Wall Corner Cabinets

WALL CORNER SINGLE DOOR, 36″ HIGH

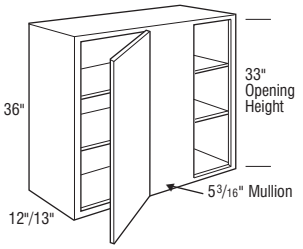

	Cubic Feet	1	2	3	4	5	6	7
WC2436 L or R	8.0	1455	1524	1581	1658	1693	1840	1987
WC2736 L or R	9.0	1532	1602	1655	1737	1771	1927	2083
WC3036 L or R	9.9	1568	1642	1699	1790	1880	2038	2196
WC3336 L or R	10.9	1639	1713	1771	1859	1950	2126	2302
WC3636 L or R	11.8	1731	1806	1868	1965	2064	2246	2428

- Door will be hinged on same side as blind section unless specified otherwise.
- L or R denotes blind.
- Two adjustable shelves.
- Can be pulled 3″.
- When ordering cabinet in a full overlay door style, unit must be pulled at least 1 1/2″ to 3″ from wall.
- Includes one 3″ filler, shipped unattached.
- Inset and Beaded Inset Door Styles are a standard 13″ deep.
- Full Overlay Styles:
  - Increased Depths available in 1/4″ increments from 12 1/4″ to 30″.
  - Reduced Depths available in 1/4″ increments from 6″ to 11 3/4″.
- Inset and Beaded Inset Styles:
  - Increased Depths available in 1/4″ increments from 13 1/4″ to 30″.
  - Reduced Depths available in 1/4″ increments from 6″ to 12 3/4″.

Door & Drawer Options

AF	AOMD	CC	CG	GAMD	HC	IFHG	MC	MD	MFO	PRMD	SHMD	SPLITDR	SPLITDRWS	TCG	TCP
✓		✓	✓	✓	✓	✓	✓	✓	✓	✓	✓			✓	✓

End Panel Options

AUTH	CSFPE	EXBK	EXDN	FFD	FL/FR	FPE	INTGE	IPE
✓	✓	✓	✓	✓	✓	✓	✓	✓

Custom Modification Options

ADD_SHLF	ADDTK	ADRW	BVR	CBO	CCO	CFNTO	CFRMO	CLIP[1]	CND	CSDGBK	EX	EX_OL	F.ALL	FBFL	FLUT[2]	FTK	ID	IH
✓			✓	✓	✓	✓	✓	✓	✓	✓	✓	✓		✓	✓	✓	✓	✓

INVFRM	IW	LIGHT	MIP	OBRB	PFINBTMB	RD	RECTK	RH	ROSFLUT	RT	RW	STW	TD	TKP	TVR	WS	WTR
		✓	✓	✓	✓	✓			✓							✓	✓

[1] Not available on 24″ wide, with clipped left.
[2] Not available with 6″ fluting.

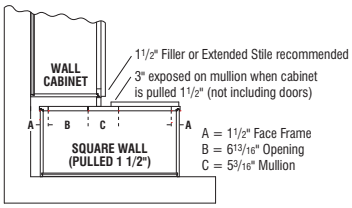

Top View
Full Overlay Styles

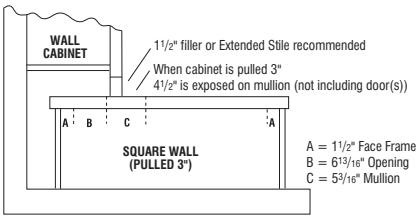

Top View
Full Overlay Styles, Pulled 3″

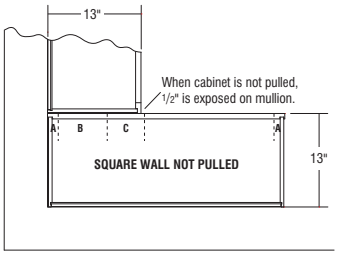

Top View
Inset Styles

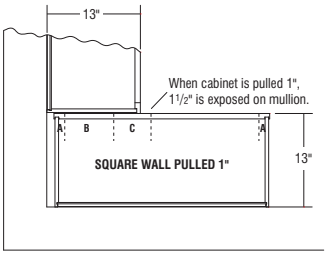

Top View
Inset Styles, Pulled 1″

IH/RH availability charts starting on page G•40.
IW/RW availability charts starting on page G•46.

WALL CORNER DOUBLE DOOR, 36″ HIGH

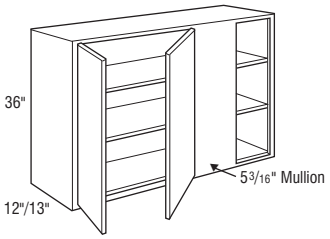

	Cubic Feet	1	2	3	4	5	6	7
WC3936 L or R	12.7	2201	2301	2381	2502	2645	2880	3115
WC4236 L or R	13.7	2328	2435	2518	2646	2798	3048	3298
WC4536 L or R	14.6	2458	2576	2661	2800	2959	3225	3491
WC4836 L or R	15.6	2600	2723	2816	2960	3129	3409	3689

- L or R denotes blind.
- Two adjustable shelves.
- Can be pulled 3″.
- When ordering cabinet in a full overlay door style, unit must be pulled at least 1 1/2″ to 3″ from wall.
- Includes one 3″ filler, shipped unattached.
- Inset and Beaded Inset Door Styles are a standard 13″ deep.
- Full Overlay Styles:
  - Increased Depths available in 1/4″ increments from 12 1/4″ to 30″.
  - Reduced Depths available in 1/4″ increments from 6″ to 11 3/4″.
- Inset and Beaded Inset Styles:
  - Increased Depths available in 1/4″ increments from 13 1/4″ to 30″.
  - Reduced Depths available in 1/4″ increments from 6″ to 12 3/4″.

Door & Drawer Options

AF	AOMD	CC	CG	GAMD	HC	IFHG	MC	MD	MFO	PRMD	SHMD	SPLITDR[1]	SPLITDRWS	TCG	TCP
✓		✓	✓	✓	✓	✓	✓	✓	✓	✓	✓	✓		✓	✓

End Panel Options

AUTH	CSFPE	EXBK	EXDN	FFD	FL/FR	FPE	INTGE	IPE
✓	✓	✓	✓	✓	✓	✓	✓	✓

Custom Modification Options

ADD_SHLF	ADDTK	ADRW	BVR	CBO	CCO	CFNTO	CFRMO	CLIP[2]	CND	CSDGBK	EX	EX_OL	F.ALL	FBFL	FLUT[3]	FTK	ID	IH
✓			✓	✓	✓	✓	✓	✓	✓	✓	✓	✓		✓	✓	✓	✓	✓

INVFRM	IW	LIGHT	MIP	OBRB	PFINBTMB	RD	RECTK	RH	ROSFLUT	RT	RW	STW	TD	TKP	TVR	WS	WTR
		✓	✓	✓	✓	✓			✓							✓	✓

[1] Not available on 39″ or 42″ wide.
[2] Not available with clipped left.
[3] Not available with 6″ fluting.

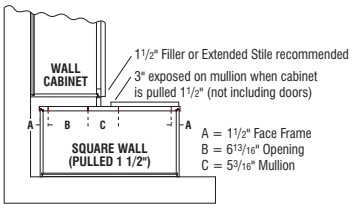

Top View
Full Overlay Styles

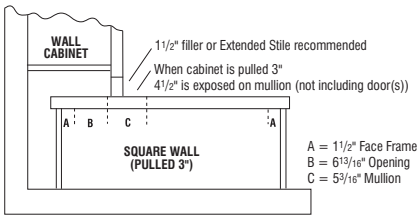

Top View
Full Overlay Styles, Pulled 3″

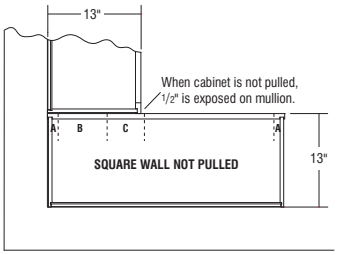

Top View
Inset Styles

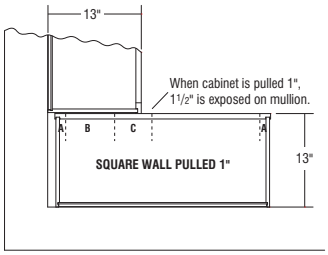

Top View
Inset Styles, Pulled 1″

Wall Corner Cabinets

WALL CORNER SINGLE DOOR, 39″ HIGH

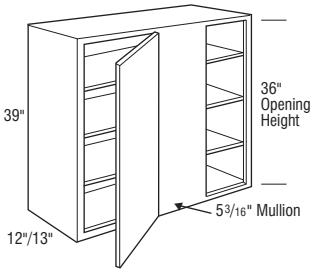

	Cubic Feet	1	2	3	4	5	6	7
WC2439 L or R	8.7	1725	1805	1875	1970	2012	2186	2360
WC2739 L or R	9.7	1816	1901	1965	2063	2107	2291	2475
WC3039 L or R	10.7	1859	1949	2021	2124	2233	2429	2625
WC3339 L or R	11.7	1944	2033	2107	2210	2319	2531	2743
WC3639 L or R	12.7	2056	2148	2223	2338	2456	2674	2892

- Door will be hinged on same side as blind section unless specified otherwise.
- L or R denotes blind.
- Three adjustable shelves.
- Can be pulled 3″.
- When ordering cabinet in a full overlay door style, unit must be pulled at least 1 1/2″ to 3″ from wall.
- Includes one 3″ filler, shipped unattached.
- Inset and Beaded Inset Door Styles are a standard 13″ deep.
- Full Overlay Styles:
  - Increased Depths available in 1/4″ increments from 12 1/4″ to 30″.
  - Reduced Depths available in 1/4″ increments from 6″ to 11 3/4″.
- Inset and Beaded Inset Styles:
  - Increased Depths available in 1/4″ increments from 13 1/4″ to 30″.
  - Reduced Depths available in 1/4″ increments from 6″ to 12 3/4″.

Door & Drawer Options

AF	AOMD	CC	CG	GAMD	HC	IFHG	MC	MD	MFO	PRMD[1]	SHMD	SPLITDR	SPLITDRWS	TCG	TCP
✓		✓	✓	✓	✓	✓	✓	✓	✓	✓	✓			✓	✓

End Panel Options

AUTH	CSFPE	EXBK	EXDN	FFD	FL/FR	FPE	INTGE	IPE
✓	✓	✓	✓	✓	✓	✓	✓	✓

Custom Modification Options

ADD_SHLF	ADDTK	ADRW	BVR	CBO	CCO	CFNTO	CFRMO	CLIP[2]	CND	CSDGBK	EX	EX_OL	F.ALL	FBFL	FLUT[3]	FTK	ID	IH
✓			✓	✓	✓	✓	✓	✓	✓	✓	✓	✓		✓	✓	✓	✓	✓

INVFRM	IW	LIGHT	MIP	OBRB	PFINBTMB	RD	RECTK	RH	ROSFLUT	RT	RW	STW	TD	TKP	TVR	WS	WTR
		✓	✓	✓	✓	✓			✓							✓	✓

[1] Not available on 24″ wide.
[2] Not available on 24″ wide, with clipped left.
[3] Not available with 6″ fluting.

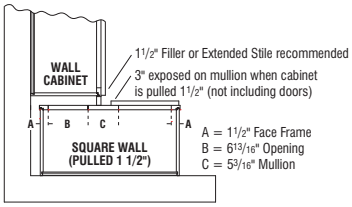

Top View
Full Overlay Styles

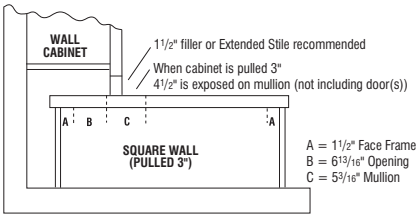

Top View
Full Overlay Styles, Pulled 3″

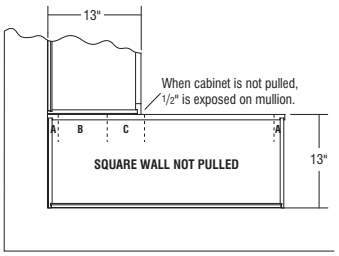

Top View
Inset Styles

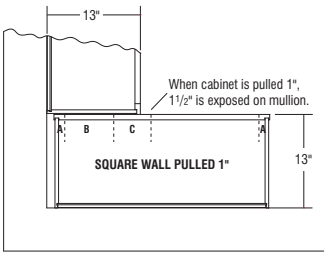

Top View
Inset Styles, Pulled 1″

IH/RH availability charts starting on page G•40.
IW/RW availability charts starting on page G•46.

WALL CORNER DOUBLE DOOR, 39″ HIGH

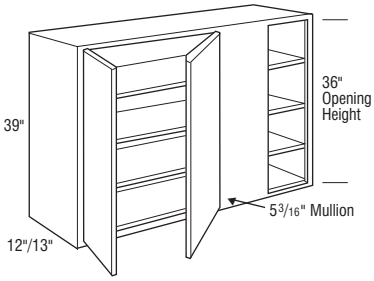

	Cubic Feet	1	2	3	4	5	6	7
WC3939 L or R	13.8	2268	2376	2452	2582	2728	2971	3214
WC4239 L or R	14.8	2400	2509	2593	2729	2885	3144	3403
WC4539 L or R	15.8	2537	2652	2743	2886	3054	3325	3596
WC4839 L or R	16.8	2683	2808	2903	3055	3231	3517	3803

- L or R denotes blind.
- Three adjustable shelves.
- Can be pulled 3″.
- When ordering cabinet in a full overlay door style, unit must be pulled at least 1 1/2″ to 3″ from wall.
- Includes one 3″ filler, shipped unattached.
- Inset and Beaded Inset Door Styles are a standard 13″ deep.
- Full Overlay Styles:
  - Increased Depths available in 1/4″ increments from 12 1/4″ to 30″.
  - Reduced Depths available in 1/4″ increments from 6″ to 11 3/4″.
- Inset and Beaded Inset Styles:
  - Increased Depths available in 1/4″ increments from 13 1/4″ to 30″.
  - Reduced Depths available in 1/4″ increments from 6″ to 12 3/4″.

Door & Drawer Options

AF	AOMD	CC	CG	GAMD	HC	IFHG	MC	MD	MFO	PRMD	SHMD	SPLITDR[1]	SPLITDRWS	TCG	TCP
✓		✓	✓	✓	✓	✓	✓	✓	✓	✓	✓	✓		✓	✓

End Panel Options

AUTH	CSFPE	EXBK	EXDN	FFD	FL/FR	FPE	INTGE	IPE
✓	✓	✓	✓	✓	✓	✓	✓	✓

Custom Modification Options

ADD_SHLF	ADDTK	ADRW	BVR	CBO	CCO	CFNTO	CFRMO	CLIP[2]	CND	CSDGBK	EX	EX_OL	F.ALL	FBFL	FLUT[3]	FTK	ID	IH
✓			✓	✓	✓	✓	✓	✓	✓	✓	✓	✓		✓	✓	✓	✓	✓

INVFRM	IW	LIGHT	MIP	OBRB	PFINBTMB	RD	RECTK	RH	ROSFLUT	RT	RW	STW	TD	TKP	TVR	WS	WTR
		✓	✓	✓	✓	✓			✓							✓	✓

[1] Not available on 39″ or 42″ wide.
[2] Not available with clipped left.
[3] Not available with 6″ fluting.

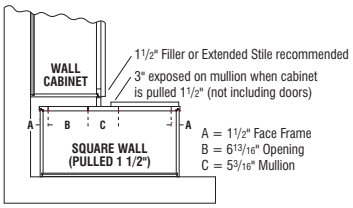

Top View
Full Overlay Styles

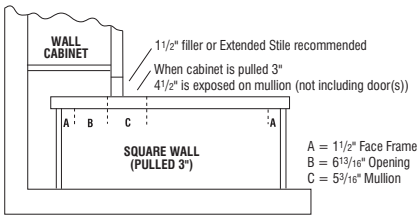

Top View
Full Overlay Styles, Pulled 3″

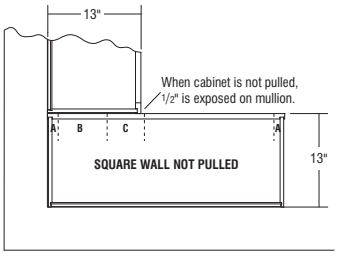

Top View
Inset Styles

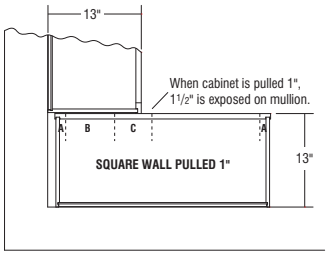

Top View
Inset Styles, Pulled 1″

Wall Corner Cabinets

WALL CORNER SINGLE DOOR, 42″ HIGH

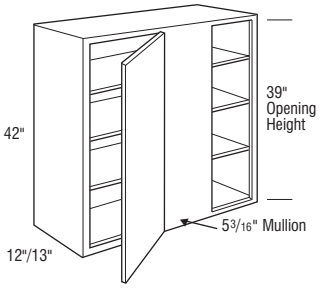

	Cubic Feet	1	2	3	4	5	6	7
WC2442 L or R	9.3	1901	1990	2053	2161	2163	2348	2533
WC2742 L or R	10.4	1995	2089	2165	2275	2268	2468	2668
WC3042 L or R	11.5	2011	2104	2262	2382	2394	2603	2812
WC3342 L or R	12.6	2089	2186	2346	2474	2494	2719	2944
WC3642 L or R	13.7	2200	2300	2382	2502	2616	2854	3092

- Door will be hinged on same side as blind section unless specified otherwise.
- L or R denotes blind.
- Three adjustable shelves.
- Can be pulled 3″.
- When ordering cabinet in a full overlay door style, unit must be pulled at least 1 1/2″ to 3″ from wall.
- Includes one 3″ filler, shipped unattached.
- Inset and Beaded Inset Door Styles are a standard 13″ deep.
- Full Overlay Styles:
  - Increased Depths available in 1/4″ increments from 12 1/4″ to 30″.
  - Reduced Depths available in 1/4″ increments from 6″ to 11 3/4″.
- Inset and Beaded Inset Styles:
  - Increased Depths available in 1/4″ increments from 13 1/4″ to 30″.
  - Reduced Depths available in 1/4″ increments from 6″ to 12 3/4″.

Door & Drawer Options

AF	AOMD	CC	CG	GAMD	HC	IFHG	MC	MD	MFO	PRMD[1]	SHMD	SPLITDR	SPLITDRWS	TCG	TCP
✓		✓	✓	✓	✓	✓	✓	✓	✓	✓	✓			✓	✓

End Panel Options

AUTH	CSFPE	EXBK	EXDN	FFD	FL/FR	FPE	INTGE	IPE
✓	✓	✓	✓	✓	✓	✓	✓	✓

Custom Modification Options

ADD_SHLF	ADDTK	ADRW	BVR	CBO	CCO	CFNTO	CFRMO	CLIP[2]	CND	CSDGBK	EX	EX_OL	F.ALL	FBFL	FLUT[3]	FTK	ID	IH
✓			✓	✓	✓	✓	✓	✓	✓	✓	✓	✓		✓	✓	✓	✓	✓

INVFRM	IW	LIGHT	MIP	OBRB	PFINBTMB	RD	RECTK	RH	ROSFLUT	RT	RW	STW	TD	TKP	TVR	WS	WTR
		✓	✓	✓	✓	✓			✓							✓	✓

[1] Not available on 24″ wide.
[2] Not available on 24″ wide, with clipped left.
[3] Not available with 6″ fluting.

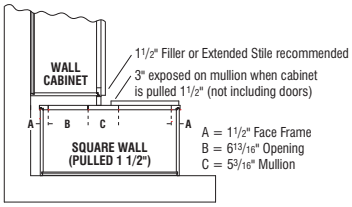

Top View
Full Overlay Styles

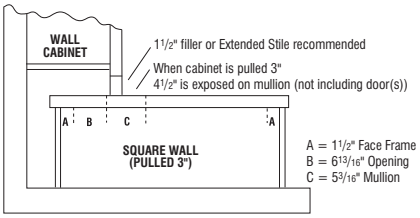

Top View
Full Overlay Styles, Pulled 3″

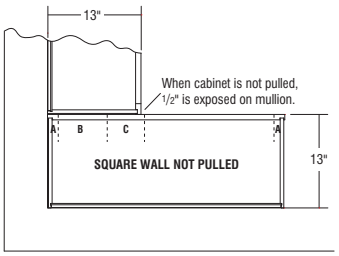

Top View
Inset Styles

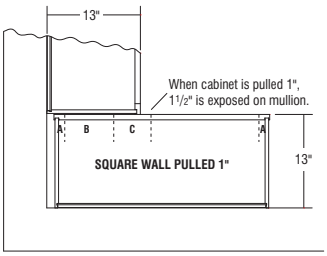

Top View
Inset Styles, Pulled 1″

IH/RH availability charts starting on page G•40.
IW/RW availability charts starting on page G•46.

WALL CORNER DOUBLE DOOR, 42″ HIGH

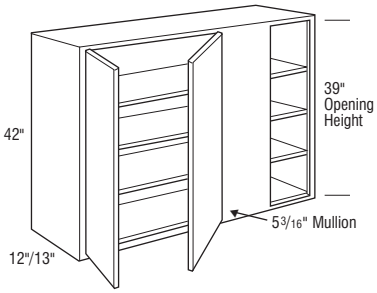

	Cubic Feet	1	2	3	4	5	6	7
WC3942 L or R	14.8	2441	2551	2639	2776	2925	3190	3455
WC4242 L or R	15.9	2682	2804	2903	3053	3214	3496	3778
WC4542 L or R	17.0	2762	2890	2985	3142	3301	3601	3901
WC4842 L or R	18.1	2806	2930	3039	3199	3368	3672	3976

- L or R denotes blind.
- Three adjustable shelves.
- Can be pulled 3″.
- When ordering cabinet in a full overlay door style, unit must be pulled at least 1 1/2″ to 3″ from wall.
- Includes one 3″ filler, shipped unattached.
- Inset and Beaded Inset Door Styles are a standard 13″ deep.
- Full Overlay Styles:
  - Increased Depths available in 1/4″ increments from 12 1/4″ to 30″.
  - Reduced Depths available in 1/4″ increments from 6″ to 11 3/4″.
- Inset and Beaded Inset Styles:
  - Increased Depths available in 1/4″ increments from 13 1/4″ to 30″.
  - Reduced Depths available in 1/4″ increments from 6″ to 12 3/4″.

Door & Drawer Options

AF	AOMD	CC	CG	GAMD	HC	IFHG	MC	MD	MFO	PRMD	SHMD	SPLITDR[1]	SPLITDRWS	TCG	TCP
✓		✓	✓	✓	✓	✓	✓	✓	✓	✓	✓	✓		✓	✓

End Panel Options

AUTH	CSFPE	EXBK	EXDN	FFD	FL/FR	FPE	INTGE	IPE
✓	✓	✓	✓	✓	✓	✓	✓	✓

Custom Modification Options

ADD_SHLF	ADDTK	ADRW	BVR	CBO	CCO	CFNTO	CFRMO	CLIP[2]	CND	CSDGBK	EX	EX_OL	F.ALL	FBFL	FLUT[3]	FTK	ID	IH
✓			✓	✓	✓	✓	✓	✓	✓	✓	✓	✓		✓	✓	✓	✓	✓

INVFRM	IW	LIGHT	MIP	OBRB	PFINBTMB	RD	RECTK	RH	ROSFLUT	RT	RW	STW	TD	TKP	TVR	WS	WTR
		✓	✓	✓	✓	✓			✓							✓	✓

[1] Not available on 39″ or 42″ wide.
[2] Not available with clipped left.
[3] Not available with 6″ fluting.

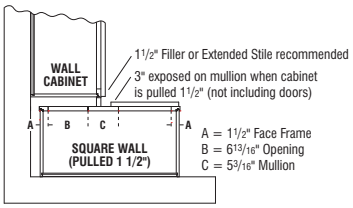

Top View
Full Overlay Styles

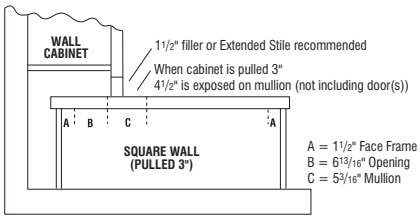

Top View
Full Overlay Styles, Pulled 3″

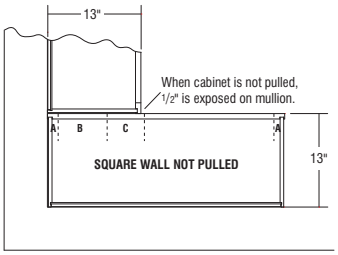

Top View
Inset Styles

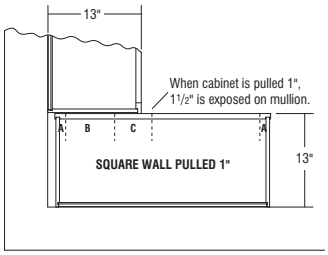

Top View
Inset Styles, Pulled 1″

Wall Corner Cabinets

EASY REACH WALL CORNER, 30″, 33″, 36″, 39″, or 42″ HIGH

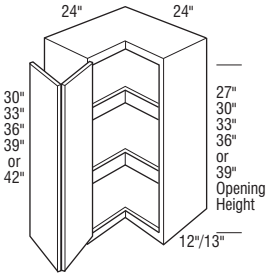

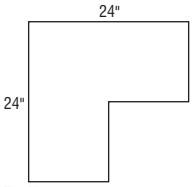

Top View

	Cubic Feet	1	2	3	4	5	6	7
ER30 L or R	12.3	1700	1729	1825	1938	2018	2196	2374
ER33 L or R	13.5	1956	1986	2096	2225	2323	2530	2737
ER36 L or R	14.7	2045	2095	2210	2335	2423	2635	2847
• Includes two shelves.								
ER39 L or R	15.8	2352	2409	2541	2682	2786	3032	3278
ER42 L or R	17.0	2432	2465	2604	2769	2869	3125	3381
• Includes three shelves.								

Notes below apply to all products in section above:

- Doors are connected with bifold hinge.
- End panels must be equal in size.
- Inset and Beaded Inset Door Styles are a standard 13″ deep.
- Increased Depths available in 3″ increments to 15″.
- Reduced Depths available in 3″ increments to 9″.

Door & Drawer Options

AF	AOMD	CC	CG	GAMD	HC	IFHG	MC	MD	MFO	PRMD	SHMD	SPLITDR	SPLITDRWS	TCG	TCP
						✓			✓						

End Panel Options

AUTH	CSFPE	EXBK	EXDN	FFD	FL/FR	FPE	INTGE	IPE
✓	✓		✓		✓	✓	✓	✓

Custom Modification Options

ADD_SHLF	ADDTK	ADRW	BVR	CBO	CCO	CFNTO	CFRMO	CLIP	CND	CSDGBK	EX	EX_OL	F.ALL	FBFL	FLUT[1]	FTK	ID	IH
	✓		✓	✓	✓				✓	✓	✓	✓			✓	✓		✓

INVFRM	IW	LIGHT	MIP	OBRB	PFINBTMB	RD	RECTK	RH[2]	ROSFLUT	RT	RW	STW	TD	TKP	TVR	WS	WTR
		✓	✓	✓	✓		✓	✓	✓					✓	✓		✓

[1] Not available with 6″ fluting.
[2] Only available on 30″ high.

ASYMMETRICAL EASY REACH WALL CORNER, 30″, 33″, or 36″ HIGH

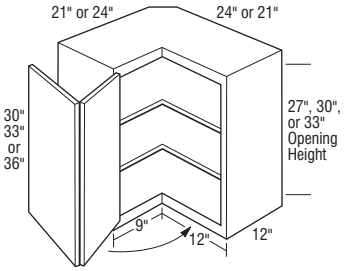

	1	2	3	4	5	6	7
ER302121 L or R	9.6	1634	1662	1753	1863	1939	2111	2283
ER302124 L or R	12.3	1700	1729	1825	1938	2018	2196	2374
ER302421 L or R	12.3	1700	1729	1825	1938	2018	2196	2374
ER332121 L or R	10.6	1754	1785	1883	2001	2082	2267	2452
ER332124 L or R	11.9	1875	1907	2012	2137	2226	2422	2618
ER332421 L or R	11.9	1875	1907	2012	2137	2226	2422	2618
ER362121 L or R	11.5	1875	1907	2012	2137	2226	2422	2618
ER362124 L or R	14.7	2045	2095	2210	2335	2423	2635	2847
ER362421 L or R	14.7	2045	2095	2210	2335	2423	2635	2847

- Includes two adjustable shelves.
- Hinged door opens to 170°.
- Legs at the front frames are 9″ on 21″ leg and 12″ on 24″ leg.
- ER _ _ 2124 L shown.
- Not available on Inset and Beaded Inset styles.

Door & Drawer Options

AF	AOMD	CC	CG	GAMD	HC	IFHG	MC	MD	MFO	PRMD	SHMD	SPLITDR	SPLITDRWS	TCG	TCP
									✓						

End Panel Options

AUTH	CSFPE	EXBK	EXDN	FFD	FL/FR	FPE	INTGE	IPE
✓	✓		✓		✓	✓	✓	

Custom Modification Options

ADD_SHLF	ADDTK	ADRW	BVR	CBO	CCO	CFNTO	CFRMO	CLIP	CND	CSDGBK	EX	EX_OL	F.ALL	FBFL	FLUT[1]	FTK	ID	IH
	✓		✓	✓	✓	✓	✓		✓	✓	✓	✓			✓			✓

INVFRM	IW	LIGHT	MIP	OBRB	PFINBTMB	RD	RECTK	RH[2]	ROSFLUT	RT	RW	STW	TD	TKP	TVR	WS	WTR
		✓		✓	✓		✓	✓	✓					✓			✓

[1] Not available with 6″ fluting.
[2] Only available on 30″ high.

IH/RH availability charts starting on page G•40.
IW/RW availability charts starting on page G•46.

ASYMMETRICAL EASY REACH WALL CORNER, 39″ or 42″ HIGH

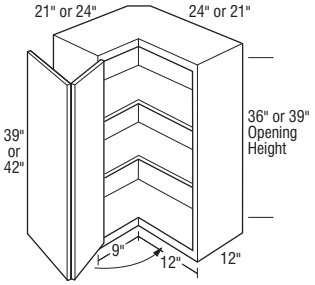

	Cubic Feet	1	2	3	4	5	6	7
ER392121 L or R	12.4	2254	2292	2419	2569	2676	2912	3148
ER392124 L or R	15.8	2352	2409	2541	2682	2786	3032	3278
ER392421 L or R	15.8	2352	2409	2541	2682	2786	3032	3278
ER422121 L or R	13.3	2327	2367	2497	2653	2762	3007	3252
ER422124 L or R	17.0	2432	2465	2604	2769	2869	3125	3381
ER422421 L or R	17.0	2432	2465	2604	2769	2869	3125	3381

- Includes two adjustable shelves.
- Hinged door opens to 170°.
- Legs at the front frames are 9″ on 21″ leg and 12″ on 24″ leg.
- ER _ _ 2124 L shown.
- Not available on Inset and Beaded Inset styles.

Door & Drawer Options

AF	AOMD	CC	CG	GAMD	HC	IFHG	MC	MD	MFO	PRMD	SHMD	SPLITDR	SPLITDRWS	TCG	TCP
									✓						

End Panel Options

AUTH	CSFPE	EXBK	EXDN	FFD	FL/FR	FPE	INTGE	IPE
✓	✓		✓		✓	✓	✓	

Custom Modification Options

ADD_SHLF	ADDTK	ADRW	BVR	CBO	CCO	CFNTO	CFRMO	CLIP	CND	CSDGBK	EX	EX_OL	F.ALL	FBFL	FLUT[1]	FTK	ID	IH
	✓		✓	✓	✓	✓	✓		✓	✓	✓	✓			✓			✓

INVFRM	IW	LIGHT[2]	MIP	OBRB	PFINBTMB	RD	RECTK	RH	ROSFLUT	RT	RW	STW	TD	TKP	TVR	WS	WTR
		✓		✓	✓		✓		✓					✓			✓

[1] Not available with 6″ fluting.
[2] INT.LGT not available on 39″ high.

Diagonal Wall Cabinets

DIAGONAL WALL, 12″, 13″, or 15″ DEEP

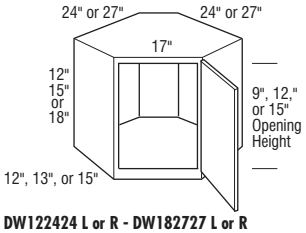

DW122424 L or R - DW182727 L or R

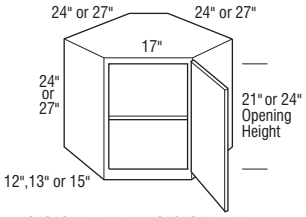

DW242424 L or R - DW272727 L or R

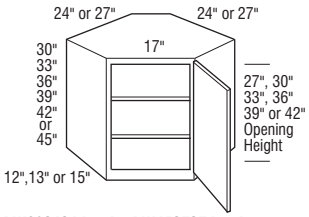

DW302424 L or R - DW452727 L or R

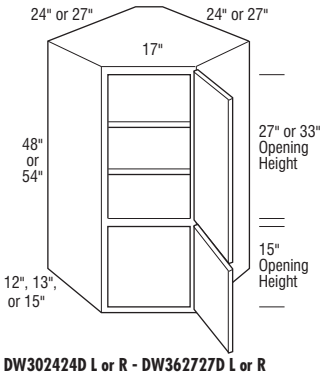

DW302424D L or R - DW362727D L or R

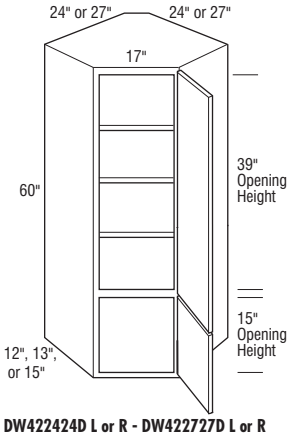

DW422424D L or R - DW422727D L or R

	Cubic Feet	1	2	3	4	5	6	7
DW122424 L or R	5.0	769	805	835	879	926	1009	1092
DW152424 L or R	6.1	863	905	938	987	1041	1133	1225
DW182424 L or R	7.6	970	1017	1055	1109	1170	1273	1376
DW122727 L or R	6.2	817	855	884	934	983	1073	1163
DW152727 L or R	7.6	917	961	993	1050	1104	1206	1308
DW182727 L or R	5.6	1031	1080	1117	1180	1240	1356	1472
DW242424 L or R	10.0	1082	1129	1175	1231	1296	1417	1538
DW272424 L or R	10.7	1135	1189	1234	1297	1370	1497	1624
DW242727 L or R	12.4	1189	1250	1293	1363	1444	1577	1710
DW272727 L or R	13.3	1193	1252	1297	1368	1440	1570	1700
• One adjustable shelf.								
DW302424 L or R	12.3	1198	1254	1302	1373	1436	1563	1690
DW332424 L or R	13.5	1414	1478	1537	1620	1694	1845	1996
DW362424 L or R	14.7	1505	1577	1632	1721	1808	1975	2142
DW302727 L or R	15.3	1237	1296	1342	1417	1490	1621	1752
DW332727 L or R	16.8	1459	1528	1585	1674	1756	1915	2074
DW362727 L or R	18.2	1553	1627	1685	1770	1870	2038	2206
• Two adjustable shelves.								
DW392424 L or R	15.8	1687	1765	1828	1927	2026	2214	2402
DW422424 L or R	17.0	1775	1860	1921	2030	2139	2339	2539
DW452424 L or R	18.2	2128	2233	2303	2435	2568	2806	3044
DW392727 L or R	19.7	1744	1821	1887	1981	2096	2284	2472
DW422727 L or R	21.2	1844	1932	1998	2101	2229	2430	2631
DW452727 L or R	22.6	2213	2323	2395	2522	2674	2917	3160
• Three adjustable shelves.								
DW302424DWB L or R	19.4	2267	2378	2465	2594	2734	2989	3244
DW362424DWB L or R	21.7	2522	2642	2739	2885	3042	3326	3610
DW302727DWB L or R	24.1	2343	2452	2538	2676	2828	3085	3342
DW362727DWB L or R	27.0	2613	2734	2820	2982	3154	3440	3726
• Two adjustable shelves. • Increased Heights modification will increase the height of the upper cabinet section. The bottom section will retain its original height.								
DW422424DWB L or R	24.1	2774	2917	3009	3179	3344	3661	3978
DW422727DWB L or R	29.9	2875	3012	3109	3277	3475	3787	4099
• Three adjustable shelves. • Increased Heights modification will increase the height of the upper cabinet section. The bottom section will retain its original height.								

Notes below apply to all products in section above:

- All Full Overlay doors have a 3/4″ overlay hinge standard.
- EXL or EXR not required on opposing cabinets.
- Inset and Beaded Inset Door Styles are a standard 13″ deep.
- Adjustable shelf cannot be removed/retrofitted.

Door & Drawer Options

AF	AOMD	CC	CG	GAMD[1]	HC	IFHG	MC	MD[1]	MFO	PRMD	SHMD	SPLITDR	SPLITDRWS	TCG[2]	TCP[2]
✓			✓	✓		✓		✓	✓	✓	✓			✓	✓

End Panel Options

AUTH	CSFPE	EXBK	EXDN	FFD	FL/FR	FPE	INTGE	IPE
✓	✓		✓	✓	✓	✓	✓	✓

Custom Modification Options

ADD_SHLF	ADDTK	ADRW	BVR	CBO	CCO	CFNTO	CFRMO	CLIP	CND	CSDGBK	EX	EX_OL	F.ALL	FBFL	FLUT	FTK	ID	IH
	✓	✓	✓	✓	✓	✓	✓		✓	✓						✓		✓

INVFRM[3]	IW	LIGHT	MIP	OBRB	PFINBTMB	RD	RECTK	RH[4]	ROSFLUT	RT	RW	STW	TD	TKP	TVR	WS	WTR
✓		✓	✓	✓	✓		✓	✓							✓		✓

[1] Not available on 48″, 54″ or 60″ high.
[2] Only available on 36″, 39″, 42″, 45″, 54″, and 60″ high.
[3] Only available on 48″, 54″ and 60″ high.
[4] Only available on 15″-24″ high.

IH/RH availability charts starting on page G•40.
IW/RW availability charts starting on page G•46.

DIAGONAL WALL with FULL HEIGHT DOOR, 48″ HIGH

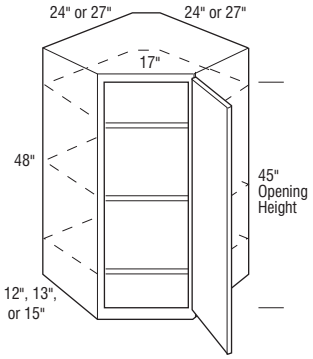

	Cubic Feet	1	2	3	4	5	6	7
DW482424FH L or R	19.4	2267	2378	2465	2594	2734	2989	3244
DW482727FH L or R	24.1	2604	2714	2802	2933	3071	3328	3585

- Three adjustable shelves.
- All Full Overlay doors have a 3/4″ overlay hinge standard.
- EXL or EXR not required on opposing cabinets.
- Inset and Beaded Inset Door Styles are a standard 13″ deep.

Door & Drawer Options

AF	AOMD	CC	CG	GAMD	HC	IFHG	MC	MD	MFO	PRMD	SHMD	SPLITDR	SPLITDRWS	TCG	TCP
✓			✓	✓		✓		✓	✓	✓	✓			✓	✓

End Panel Options

AUTH	CSFPE	EXBK	EXDN	FFD	FL/FR	FPE	INTGE	IPE
✓	✓		✓	✓	✓	✓	✓	✓

Custom Modification Options

ADD_SHLF	ADDTK	ADRW	BVR	CBO	CCO	CFNTO	CFRMO	CLIP	CND	CSDGBK	EX	EX_OL	F.ALL	FBFL	FLUT	FTK	ID	IH
	✓	✓	✓	✓	✓	✓	✓		✓	✓						✓		✓

INVFRM	IW	LIGHT	MIP	OBRB	PFINBTMB	RD	RECTK	RH	ROSFLUT	RT	RW	STW	TD	TKP	TVR	WS	WTR
		✓	✓	✓	✓		✓							✓	✓		✓

Diagonal Wall Cabinets

DIAGONAL WALL with LAZY SUSAN, 30″, 36″, 39″, 42″, 48″, or 60″ HIGH

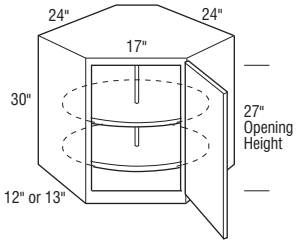

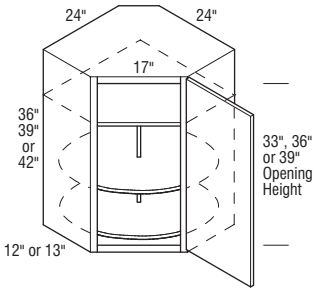

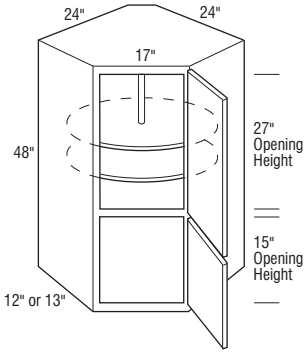

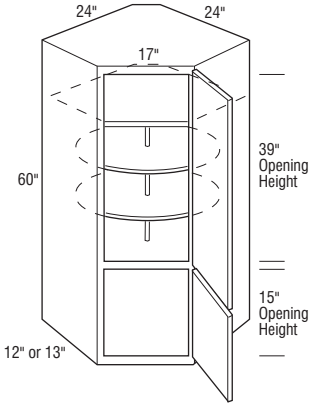

	Cubic Feet	1	2	3	4	5	6	7
DW302424S L or R	12.3	1879	1972	2039	2151	2278	2487	2696
DW362424S L or R	14.7	2208	2316	2396	2527	2677	2925	3173
DW392424S L or R	15.8	2338	2449	2537	2676	2835	3094	3353
DW422424S L or R	17.0	2471	2587	2680	2824	2991	3270	3549

- One fixed shelf.

DW302424DSWB L or R	19.4	3017	3163	3274	3450	3656	3994	4332

- One fixed shelf.

DW422424DSWB L or R	24.1	3557	3730	3862	4072	4312	4711	5110

- One fixed shelf.

Notes below apply to all products in section above:

- Wood Pan diameter 18″.
- All Full Overlay doors have a 3/4″ overlay hinge standard.
- EXL or EXR not required on opposing cabinets.
- Inset and Beaded Inset Door Styles are a standard 13″ deep.

Door & Drawer Options

AF	AOMD	CC	CG	GAMD	HC	IFHG	MC	MD	MFO	PRMD	SHMD	SPLITDR	SPLITDRWS	TCG[1]	TCP[1]
✓			✓	✓		✓		✓	✓	✓	✓			✓	✓

End Panel Options

AUTH	CSFPE	EXBK	EXDN	FFD[2]	FL/FR	FPE	INTGE	IPE
✓	✓		✓	✓	✓	✓	✓	✓

Custom Modification Options

ADD_SHLF	ADDTK	ADRW	BVR	CBO	CCO[3]	CFNTO	CFRMO[3]	CLIP	CND	CSDGBK	EX	EX_OL	F.ALL	FBFL	FLUT	FTK	ID	IH
	✓	✓	✓	✓	✓	✓	✓		✓	✓						✓		

INVFRM[4]	IW	LIGHT	MIP	OBRB	PFINBTMB	RD	RECTK	RH	ROSFLUT	RT	RW	STW	TD	TKP	TVR	WS	WTR
✓		✓	✓	✓	✓		✓							✓	✓		✓

[1] Not available on 30″ or 48″ high.
[2] Only available on 30″ and 48″ high.
[3] Not available on 48″ high.
[4] Only available on 48″ and 60″ high.

IH/RH availability charts starting on page G•40.
IW/RW availability charts starting on page G•46.

DIAGONAL WALL with APPLIANCE GARAGE OPEN BOTTOM, 48″, 51″, 54″, 57″, or 60″ HIGH

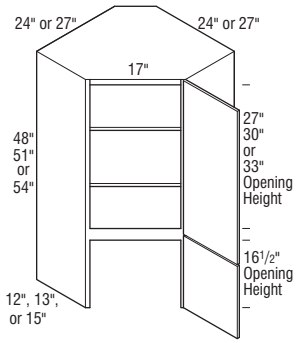

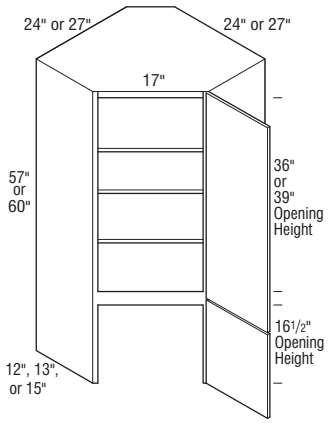

	Cubic Feet	1	2	3	4	5	6	7
DW302424D L or R	19.4	2027	2132	2215	2340	2474	2716	2958
DW332424D L or R	20.5	2181	2286	2370	2494	2626	2870	3114
DW362424D L or R	21.7	2271	2384	2477	2617	2767	3036	3305
DW302727D L or R	24.1	2098	2204	2284	2417	2562	2807	3052
DW332727D L or R	25.5	2259	2366	2446	2578	2723	2968	3213
DW362727D L or R	27.0	2355	2474	2554	2708	2872	3144	3416

- One fixed and two adjustable shelves.

DW392424D L or R	22.9	2431	2545	2638	2778	2927	3197	3467
DW422424D L or R	24.1	2509	2646	2734	2895	3054	3356	3658
DW392727D L or R	28.5	2517	2635	2716	2869	3034	3307	3580
DW422727D L or R	29.9	2606	2737	2829	2990	3178	3476	3774

- One fixed and three adjustable shelves.

Notes below apply to all products in section above:

- All Full Overlay doors have a 3/4″ overlay hinge standard.
- EXL or EXR not required on opposing cabinets.
- Increased Heights modification will increase the height of the upper cabinet section. The bottom section will retain its original height.
- Bottom section does not include floor.

Door & Drawer Options

AF	AOMD	CC	CG	GAMD	HC	IFHG	MC	MD	MFO	PRMD	SHMD	SPLITDR	SPLITDRWS	TCG	TCP
✓			✓	✓		✓		✓	✓	✓	✓				

End Panel Options

AUTH	CSFPE	EXBK	EXDN	FFD	FL/FR	FPE	INTGE	IPE
✓	✓		✓		✓	✓	✓	✓

Custom Modification Options

ADD_SHLF	ADDTK	ADRW	BVR	CBO	CCO	CFNTO	CFRMO	CLIP	CND	CSDGBK	EX	EX_OL	F.ALL	FBFL	FLUT	FTK	ID	IH
				✓	✓	✓	✓		✓	✓							✓	✓

INVFRM	IW	LIGHT	MIP	OBRB	PFINBTMB	RD	RECTK	RH	ROSFLUT	RT	RW	STW	TD	TKP	TVR[1]	WS	WTR
		✓	✓												✓	✓	✓

[1] Only available on top section.

Diagonal Wall Cabinets

DIAGONAL WALL with APPLIANCE GARAGE and LAZY SUSAN OPEN BOTTOM, 48″, 51″, 54″, 57″, or 60″ HIGH

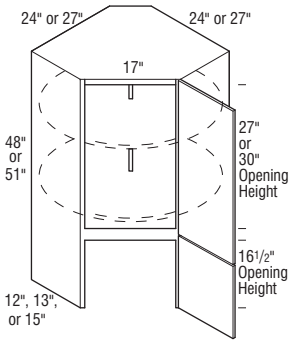

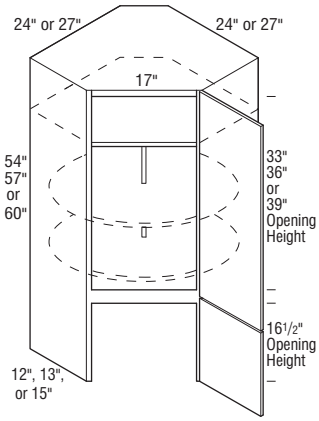

	Cubic Feet	1	2	3	4	5	6	7
DW302424DS L or R	19.4	2741	2881	2986	3155	3350	3674	3998
DW332424DS L or R	20.5	2902	3041	3146	3316	3513	3834	4155
• One fixed shelf.								
DW362424DS L or R	21.7	3064	3202	3309	3477	3674	3995	4316
DW392424DS L or R	22.9	3197	3337	3442	3612	3808	4130	4452
DW422424DS L or R	24.1	3258	3420	3547	3747	3977	4358	4739
• Two fixed shelves.								

Notes below apply to all products in section above:

- Wood Pan diameter 18″.
- All Full Overlay doors have a 3/4″ overlay hinge standard.
- EXL or EXR not required on opposing cabinets.
- Bottom section does not include floor.

Door & Drawer Options

AF	AOMD	CC	CG	GAMD	HC	IFHG	MC	MD	MFO	PRMD	SHMD	SPLITDR	SPLITDRWS	TCG	TCP
✓			✓	✓		✓		✓	✓	✓	✓				

End Panel Options

AUTH	CSFPE	EXBK	EXDN	FFD	FL/FR	FPE	INTGE	IPE
✓	✓				✓	✓	✓	✓

Custom Modification Options

ADD_SHLF	ADDTK	ADRW	BVR	CBO	CCO	CFNTO	CFRMO	CLIP	CND	CSDGBK	EX	EX_OL	F.ALL	FBFL	FLUT	FTK	ID	IH
				✓	✓	✓	✓		✓	✓							✓	

INVFRM	IW	LIGHT	MIP	OBRB	PFINBTMB	RD	RECTK	RH	ROSFLUT	RT	RW	STW	TD	TKP	TVR[1]	WS	WTR
		✓	✓												✓	✓	✓

[1] Only available on top section.

IH/RH availability charts starting on page G•40.
IW/RW availability charts starting on page G•46.

DIAGONAL WALL with VERTICAL-LIFT, 48″, 51″, 54″, 57″, or 60″ HIGH, 12″ or 15″ DEEP

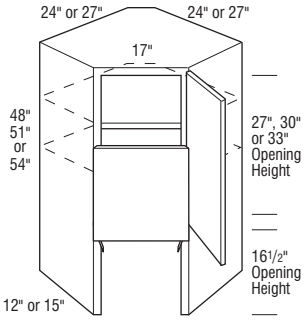

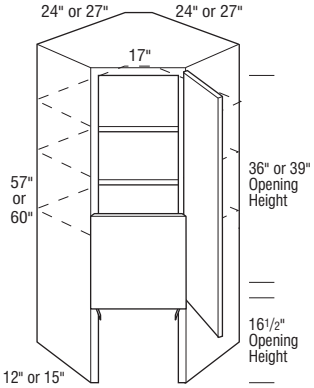

	Cubic Feet	1	2	3	4	5	6	7
DW302424AG L or R	19.4	3451	3617	3745	3953	4186	4570	4954
DW332424AG L or R	20.5	3697	3874	4013	4229	4480	4894	5308
DW362424AG L or R	21.7	3785	3969	4108	4333	4588	5015	5442
DW392424AG L or R	22.9	4061	4257	4410	4646	4924	5376	5828
DW422424AG L or R	24.1	4184	4383	4540	4786	5071	5538	6005

- One fixed and two adjustable shelves.

DW302727AG L or R	24.1	3531	3702	3830	4040	4280	4674	5068
DW332727AG L or R	25.5	3782	3965	4104	4327	4582	5006	5430
DW362727AG L or R	27.0	3864	4050	4193	4423	4681	5117	5553
DW392727AG L or R	28.5	4147	4346	4502	4746	5026	5490	5954
DW422727AG L or R	29.9	4267	4473	4631	4880	5171	5650	6129

- One fixed and three adjustable shelves.

Notes below apply to all products in section above:

- Heavy duty Vertical-lift mechanism.
- All Full Overlay doors have a 3/4″ overlay hinge standard.
- EXL or EXR not required on opposing cabinets.
- Not available on Inset and Beaded Inset styles.
- Increased Heights modification will increase the height of the upper cabinet section. The bottom section will retain its original height.
- Automatic Opening Mechanism is available except when used with the following door styles:
  - Burke, Gordon, Kirby, Landry, Whitman, Shanley, or Vinson.

Door & Drawer Options

AF	AOMD	CC	CG	GAMD	HC	IFHG	MC	MD	MFO	PRMD	SHMD	SPLITDR	SPLITDRWS	TCG[1]	TCP[1]
✓	✓		✓	✓				✓	✓	✓	✓			✓	✓

End Panel Options

AUTH	CSFPE	EXBK	EXDN	FFD	FL/FR	FPE	INTGE	IPE
✓	✓				✓	✓	✓	

Custom Modification Options

ADD_SHLF	ADDTK	ADRW	BVR	CBO	CCO	CFNTO	CFRMO	CLIP	CND	CSDGBK	EX	EX_OL	F.ALL	FBFL	FLUT	FTK	ID	IH
				✓					✓	✓								✓

INVFRM	IW	LIGHT	MIP	OBRB	PFINBTMB	RD	RECTK	RH	ROSFLUT	RT	RW	STW	TD	TKP	TVR	WS	WTR
		✓	✓														✓

[1] Not available on 48″ or 51″ high.

Diagonal Wall Cabinets

DIAGONAL WALL with VERTICAL-LIFT and LAZY SUSAN, 48″, 54″, or 60″ HIGH

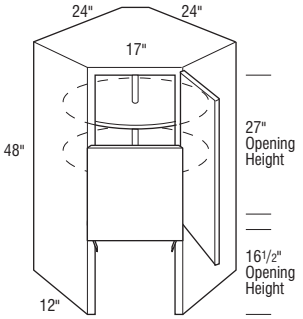

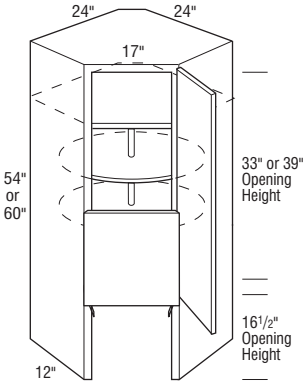

	Cubic Feet	1	2	3	4	5	6	7
DW302424AGS L or R	19.4	4290	4496	4656	4908	5200	5677	6154
• One fixed shelf.								
DW362424AGS L or R	21.7	4641	4865	5036	5310	5626	6146	6666
DW422424AGS L or R	24.1	5071	5317	5500	5802	5646	6711	7276
• Two fixed shelves.								

Notes below apply to all products in section above:
- Heavy duty Vertical-lift mechanism.
- Wood Pan diameter 18″.
- All Full Overlay doors have a 3/4″ overlay hinge standard.
- EXL or EXR not required on opposing cabinets.
- Not available on Inset and Beaded Inset styles.
- Automatic Opening Mechanism is available except when used with the following door styles:
  – Burke, Gordon, Kirby, Landry, Whitman, Shanley, or Vinson.

Door & Drawer Options

AF	AOMD	CC	CG	GAMD	HC	IFHG	MC	MD	MFO	PRMD	SHMD	SPLITDR	SPLITDRWS	TCG	TCP
✓			✓	✓				✓	✓	✓	✓				

End Panel Options

AUTH	CSFPE	EXBK	EXDN	FFD	FL/FR	FPE	INTGE	IPE
✓	✓				✓	✓	✓	

Custom Modification Options

ADD_SHLF	ADDTK	ADRW	BVR	CBO	CCO	CFNTO	CFRMO	CLIP	CND	CSDGBK	EX	EX_OL	F.ALL	FBFL	FLUT	FTK	ID	IH
				✓					✓	✓								

INVFRM	IW	LIGHT	MIP	OBRB	PFINBTMB	RD	RECTK	RH	ROSFLUT	RT	RW	STW	TD	TKP	TVR	WS	WTR
		✓	✓														✓

STACKED DIAGONAL WALL, 48″, 51″, 54″, 57″, or 60″ HIGH

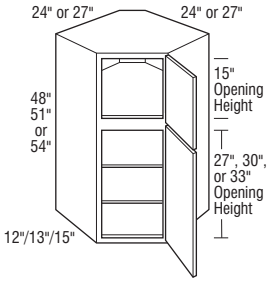

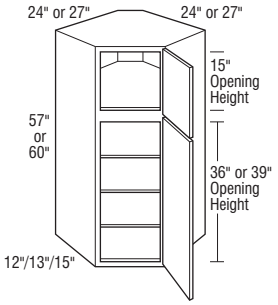

STDW482424 L or R	18.7	2267	2377	2465	2593	2734	2988	3242
STDW512424 L or R	20.5	2395	2510	2602	2739	2888	3156	3424
STDW542424 L or R	20.9	2522	2642	2739	2884	3042	3325	3608
STDW482727 L or R	23.3	2342	2451	2538	2676	2827	3085	3343
STDW512727 L or R	25.5	2477	2593	2679	2828	2991	3262	3533
STDW542727 L or R	26.1	2612	2734	2819	2981	3154	3439	3724
• Two adjustable shelves.								
STDW572424 L or R	21.6	2693	2825	2914	3081	3249	3550	3851
STDW602424 L or R	23.2	2774	2917	3009	3179	3344	3660	3976
STDW572727 L or R	26.8	2824	2964	3059	3228	3410	3723	4036
STDW602727 L or R	29.0	2875	3012	3108	3277	3475	3786	4097
• Three adjustable shelves.								

Notes below apply to all products in section above:
- All Full Overlay doors have a 3/4″ overlay hinge standard.
- EXL or EXR not required on opposing cabinets.
- Inset and Beaded Inset Door Styles are a standard 13″ deep.
- Increased Heights modification will increase the height of the upper cabinet section. The bottom section will retain its original height.

Door & Drawer Options

AF	AOMD	CC	CG	GAMD	HC	IFHG	MC	MD	MFO	PRMD	SHMD	SPLITDR	SPLITDRWS	TCG	TCP
			✓			✓		✓	✓	✓					

End Panel Options

AUTH	CSFPE	EXBK	EXDN	FFD	FL/FR	FPE	INTGE	IPE
✓	✓		✓	✓		✓	✓	✓

Custom Modification Options

ADD_SHLF	ADDTK	ADRW	BVR	CBO	CCO	CFNTO	CFRMO	CLIP	CND	CSDGBK	EX	EX_OL	F.ALL	FBFL	FLUT	FTK	ID	IH
	✓		✓	✓	✓	✓	✓		✓	✓						✓		

INVFRM	IW	LIGHT	MIP	OBRB	PFINBTMB	RD	RECTK	RH	ROSFLUT	RT	RW	STW	TD	TKP	TVR	WS	WTR
✓			✓	✓	✓		✓							✓	✓		✓

IH/RH availability charts starting on page G•40.
IW/RW availability charts starting on page G•46.

DIAGONAL WALL PENINSULA, 30″, 33″, 36″, 39″, 42″, 45″, or 48″ HIGH

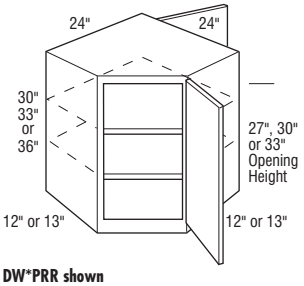

DW*PRR shown

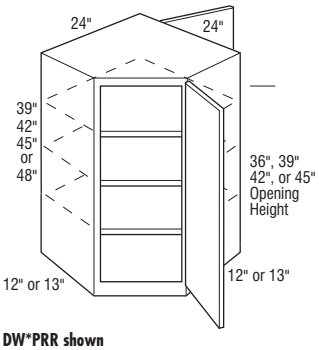

DW*PRR shown

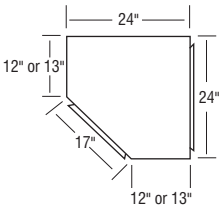

DW*PRR shown

	Cubic Feet	1	2	3	4	5	6	7
DW302424PLL	12.3	1975	2076	2152	2270	2381	2604	2827
DW302424PRR	12.3	1975	2076	2152	2270	2381	2604	2827
DW302424PLR	12.3	1975	2076	2152	2270	2381	2604	2827
DW302424PRL	12.3	1975	2076	2152	2270	2381	2604	2827

• Reduced Heights available in 1/4″ increments. See page G•40 for details.

DW332424PLL	13.5	2333	2446	2537	2674	2811	3071	3331
DW332424PRR	13.5	2333	2446	2537	2674	2811	3071	3331
DW332424PLR	13.5	2333	2446	2537	2674	2811	3071	3331
DW332424PRL	13.5	2333	2446	2537	2674	2811	3071	3331
DW362424PLL	14.7	2475	2591	2683	2825	2985	3254	3523
DW362424PRR	14.7	2475	2591	2683	2825	2985	3254	3523
DW362424PLR	14.7	2475	2591	2683	2825	2985	3254	3523
DW362424PRL	14.7	2475	2591	2683	2825	2985	3254	3523

• Two adjustable shelves.

DW392424PLL	15.8	2720	2852	2952	3111	3280	3582	3884
DW392424PRR	15.8	2720	2852	2952	3111	3280	3582	3884
DW392424PLR	15.8	2720	2852	2952	3111	3280	3582	3884
DW392424PRL	15.8	2720	2852	2952	3111	3280	3582	3884
DW422424PLL	17.0	2904	3046	3161	3334	3501	3830	4159
DW422424PRR	17.0	2904	3046	3161	3334	3501	3830	4159
DW422424PLR	17.0	2904	3046	3161	3334	3501	3830	4159
DW422424PRL	17.0	2904	3046	3161	3334	3501	3830	4159
DW452424PLL	18.2	3485	3654	3789	3999	4198	4599	5000
DW452424PRR	18.2	3485	3654	3789	3999	4198	4599	5000
DW452424PLR	18.2	3485	3654	3789	3999	4198	4599	5000
DW452424PRL	18.2	3485	3654	3789	3999	4198	4599	5000
DW482424PLL	19.4	3718	3899	4045	4261	4481	4903	5325
DW482424PRR	19.4	3718	3899	4045	4261	4481	4903	5325
DW482424PLR	19.4	3718	3899	4045	4261	4481	4903	5325
DW482424PRL	19.4	3718	3899	4045	4261	4481	4903	5325

• Three adjustable shelves.

Notes below apply to all products in section above:

- First letter is hinging of front door. Second letter is side of cabinet the Peninsula will be on and the hinging of that door.
- Peninsula one side only.
- All Full Overlay doors have a 3/4″ overlay hinge standard.
- EXL or EXR not required on opposing cabinets.
- Inset and Beaded Inset Door Styles are a standard 13″ deep.

Door & Drawer Options

AF	AOMD	CC	CG	GAMD	HC	IFHG	MC	MD	MFO	PRMD	SHMD	SPLITDR	SPLITDRWS	TCG[1]	TCP[1]
✓			✓	✓		✓		✓	✓	✓		✓		✓	✓

End Panel Options

AUTH	CSFPE	EXBK	EXDN[2]	FFD	FL/FR	FPE	INTGE	IPE
✓	✓		✓		✓	✓		

Custom Modification Options

ADD_SHLF	ADDTK	ADRW	BVR	CBO	CCO	CFNTO	CFRMO	CLIP	CND	CSDGBK	EX	EX_OL	F.ALL	FBFL	FLUT[3]	FTK	ID	IH
	✓		✓	✓	✓			✓	✓		✓	✓			✓	✓		✓

INVFRM	IW	LIGHT	MIP	OBRB	PFINBTMB	RD	RECTK[4]	RH[5]	ROSFLUT	RT	RW	STW	TD	TKP	TVR	WS	WTR
			✓	✓	✓		✓	✓	✓					✓	✓	✓	

[1] Not available on 30″ or 33″ high.
[2] Not available on EXDNLRB.
[3] Not available with 6″ fluting.
[4] Not available on 48″ high.
[5] Only available on 30″ high.

Wall Peninsula Cabinets

WALL PENINSULA, 18″ HIGH

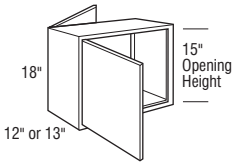

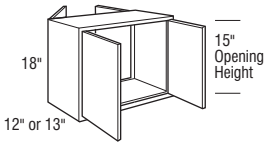

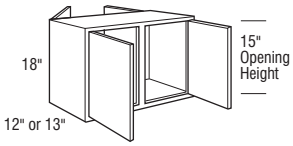

	Cubic Feet	1	2	3	4	5	6	7
W918P L or R	1.7	1099	1153	1194	1260	1326	1448	1570
W1218P L or R	2.2	1146	1200	1243	1311	1381	1507	1633
W1518P L or R	2.7	1169	1226	1268	1337	1409	1539	1669
W1818P L or R	3.2	1203	1262	1305	1379	1449	1585	1721
W2118P L or R	3.7	1239	1299	1347	1420	1494	1632	1770
W2418P L or R	4.2	1262	1322	1371	1442	1524	1666	1808
W2418P	4.2	1563	1638	1694	1785	1899	2069	2239
W2718P	4.7	1875	1968	2038	2153	2270	2476	2682
W3018P	5.2	1940	2032	2101	2220	2340	2556	2772
W3318P	5.6	2002	2099	2175	2293	2406	2634	2862
W3618P	6.1	2076	2175	2254	2380	2500	2741	2982
W3918P	6.6	2128	2232	2309	2437	2564	2802	3040
W4218P	7.1	2187	2293	2378	2504	2634	2872	3110
W4518P	7.6	2321	2432	2520	2657	2795	3054	3313
W4818P	8.1	2383	2495	2586	2726	2882	3149	3416

Notes below apply to all products in section above:

- Specify location of modification for front or peninsula side.
- Inset and Beaded Inset Door Styles are a standard 13″ deep.
- Full Overlay Styles:
  - Increased Depths available in 1/4″ increments from 12 1/4″ to 30″.
  - Reduced Depths available in 1/4″ increments from 6″ to 11 3/4″.
- Inset and Beaded Inset Styles:
  - Increased Depths available in 1/4″ increments from 13 1/4″ to 30″.
  - Reduced Depths available in 1/4″ increments from 6″ to 12 3/4″.
- Exceptions may apply when using IW with Wide Stiles. Please reference these sections in Section G for more details.

Door & Drawer Options

AF	AOMD	CC	CG	GAMD[1]	HC	IFHG	MC	MD[1]	MFO	PRMD[3]	SHMD	SPLITDR[2]	SPLITDRWS	TCG	TCP
✓			✓	✓		✓		✓	✓	✓		✓			

End Panel Options

AUTH	CSFPE	EXBK	EXDN[4]	FFD	FL/FR	FPE	INTGE	IPE
✓	✓		✓		✓	✓	✓	✓

Custom Modification Options

ADD_SHLF	ADDTK	ADRW	BVR	CBO	CCO	CFNTO	CFRMO	CLIP[5]	CND	CSDGBK	EX	EX_OL	F.ALL	FBFL	FLUT[6]	FTK[8]	ID	IH
			✓	✓	✓			✓	✓		✓	✓			✓	✓	✓	✓

INVFRM	IW[9]	LIGHT	MIP	OBRB	PFINBTMB	RD	RECTK	RH	ROSFLUT[7]	RT	RW	STW	TD	TKP	TVR[10]	WS	WTR
	✓		✓	✓	✓	✓		✓	✓						✓	✓	✓

[1] Not available on 9″ wide.
[2] Not available on 9″ or 24″ (2 doors) wide.
[3] Only available on 24″ (2 doors)-39″ wide.
[4] Not available with EXDNLRB.
[5] Not available on 9″ or 24″ (2 doors) wide.
[6] Not available on 9″ or 24″ (2 doors) wide and fluting both not available on 27″-36″, 42″ or 48″ wide. Not available with 6″ fluting.
[7] Not available on 9″ and 24″ (2 doors) wide except on fluting both peninsula. Fluting both 3″ not available on 27″-36″, 42″ or 48″ wide except on fluting both peninsula.
[8] FTKAV and style B-L not available on 9″ or 12″ wide.
[9] Not available on 24″ (1 door) or 48″ wide.
[10] Not available on 45″ or 48″ wide and TVRAV and style B-L not available on 9″-15″.

IH/RH availability charts starting on page G•40.
IW/RW availability charts starting on page G•46.

WALL PENINSULA, 24″ HIGH

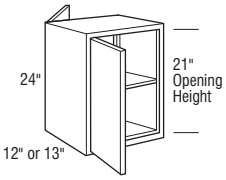

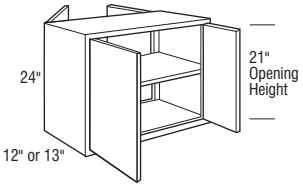

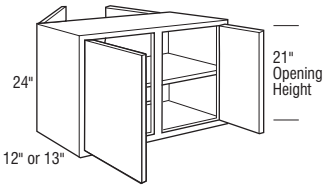

	Cubic Feet	1	2	3	4	5	6	7
W924P L or R	2.2	1196	1259	1297	1369	1448	1585	1722
W1224P L or R	2.9	1273	1334	1381	1453	1542	1685	1828
W1524P L or R	3.5	1286	1347	1396	1478	1542	1688	1834
W1824P L or R	4.2	1329	1396	1442	1518	1608	1754	1900
W2124P L or R	4.8	1373	1439	1490	1574	1655	1811	1967
W2424P L or R	5.5	1427	1497	1550	1632	1724	1887	2050
W2424P	5.5	1919	2018	2087	2193	2329	2540	2751
W2724P	6.1	2021	2118	2193	2306	2420	2642	2864
W3024P	6.7	2093	2193	2270	2389	2522	2755	2988
W3324P	7.4	2157	2263	2343	2476	2611	2855	3099
W3624P	8.0	2243	2352	2437	2578	2708	2956	3204
W3924P	8.7	2300	2420	2509	2641	2794	3048	3302
W4224P	9.3	2375	2488	2584	2724	2872	3140	3408
W4524P	9.9	2501	2626	2720	2863	3035	3315	3595
W4824P	10.6	2618	2746	2843	3002	3157	3458	3759

Notes below apply to all products in section above:

- One adjustable shelf.
- Specify location of modification for front or peninsula side.
- Inset and Beaded Inset Door Styles are a standard 13″ deep.
- Full Overlay Styles:
  - Increased Depths available in 1/4″ increments from 12 1/4″ to 30″.
  - Reduced Depths available in 1/4″ increments from 6″ to 11 3/4″.
- Inset and Beaded Inset Styles:
  - Increased Depths available in 1/4″ increments from 13 1/4″ to 30″.
  - Reduced Depths available in 1/4″ increments from 6″ to 12 3/4″.
- Exceptions may apply when using IW with Wide Stiles. Please reference these sections in Section G for more details.

Door & Drawer Options

AF	AOMD	CC	CG	GAMD[1]	HC	IFHG	MC	MD[1]	MFO	PRMD[2]	SHMD	SPLITDR[3]	SPLITDRWS	TCG	TCP
✓			✓	✓		✓		✓	✓	✓		✓			

End Panel Options

AUTH	CSFPE	EXBK[4]	EXDN[5]	FFD	FL/FR	FPE	INTGE	IPE
✓	✓	✓	✓		✓	✓	✓	✓

Custom Modification Options

ADD_SHLF	ADDTK	ADRW	BVR	CBO	CCO	CFNTO[6]	CFRMO[6]	CLIP[2]	CND	CSDGBK	EX	EX_OL	F.ALL	FBFL	FLUT[7]	FTK[8]	ID	IH
			✓	✓	✓	✓	✓	✓	✓		✓	✓			✓	✓	✓	✓

INVFRM	IW[9]	LIGHT	MIP	OBRB	PFINBTMB	RD	RECTK	RH[10]	ROSFLUT[11]	RT	RW	STW	TD	TKP	TVR[12]	WS	WTR
	✓		✓	✓	✓	✓		✓	✓						✓	✓	✓

[1] Not available on 9″ wide.
[2] Not available on 9″, 12″ or 24″ (2 doors) wide.
[3] Only available on 24″ (2 doors)-39″ wide.
[4] Not available with end extended back left.
[5] Not available on EXDNLRB.
[6] Only available on 9″ wide.
[7] Not available on 24″ (2 doors) wide and fluting both not available on 27″-48″ wide. Not available with 6″ fluting.
[8] FTKAV and style B-L not available on 9″ or 12″ wide.
[9] Not available on 24″ (1 door) or 48″ wide.
[10] Not available on 36″-48″ wide.
[11] Not available on 24″ (2 doors) wide and fluting both not available on 27″-48″ wide except on fluting both peninsula.
[12] Not available on 42″-48″ wide and TVRAV and style B-L not available on 9″ or 12″ wide.

Wall Peninsula Cabinets

WALL PENINSULA, 30″ HIGH

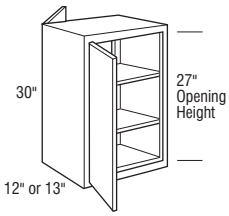

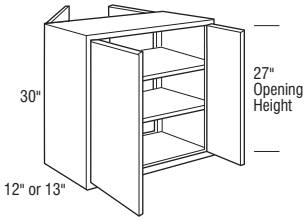

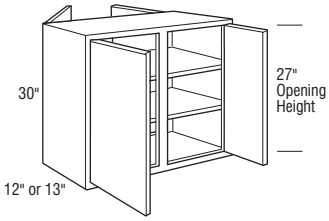

	Cubic Feet	1	2	3	4	5	6	7
W930P L or R	2.8	1233	1293	1337	1411	1485	1622	1759
W1230P L or R	3.6	1283	1347	1394	1470	1546	1690	1834
W1530P L or R	4.4	1322	1386	1426	1505	1601	1747	1893
W1830P L or R	5.2	1373	1439	1490	1574	1655	1811	1967
W2130P L or R	5.9	1430	1500	1553	1634	1730	1895	2060
W2430P L or R	6.7	1478	1546	1604	1690	1780	1941	2102
W2430P	6.7	2072	2176	2249	2369	2512	2746	2980
W2730P	7.5	2156	2259	2340	2475	2608	2849	3090
W3030P	1.2	2241	2347	2435	2569	2701	2954	3207
W3330P	9.1	2327	2435	2529	2665	2806	3066	3326
W3630P	9.9	2406	2527	2614	2757	2905	3180	3455
W3930P	10.7	2487	2611	2697	2843	3008	3283	3558
W4230P	11.5	2566	2688	2778	2934	3100	3389	3678
W4530P	12.3	2760	2894	2995	3161	3328	3638	3948
W4830P	13.1	2817	2954	3062	3229	3395	3708	4021

Notes below apply to all products in section above:

- Two adjustable shelves.
- Specify location of modification for front or peninsula side.
- Inset and Beaded Inset Door Styles are a standard 13″ deep.
- Full Overlay Styles:
  - Increased Depths available in 1/4″ increments from 12 1/4″ to 30″.
  - Reduced Depths available in 1/4″ increments from 6″ to 11 3/4″.
- Inset and Beaded Inset Styles:
  - Increased Depths available in 1/4″ increments from 13 1/4″ to 30″.
  - Reduced Depths available in 1/4″ increments from 6″ to 12 3/4″.
- Exceptions may apply when using IW with Wide Stiles. Please reference these sections in Section G for more details.

Door & Drawer Options

AF	AOMD	CC	CG	GAMD[1]	HC[1]	IFHG	MC[1]	MD[1]	MFO	PRMD[2]	SHMD	SPLITDR[3]	SPLITDRWS	TCG	TCP
✓			✓	✓	✓	✓	✓	✓	✓	✓		✓			

End Panel Options

AUTH	CSFPE	EXBK[4]	EXDN[5]	FFD	FL/FR	FPE	INTGE	IPE
✓	✓	✓	✓		✓	✓	✓	✓

Custom Modification Options

ADD_SHLF	ADDTK	ADRW	BVR	CBO	CCO	CFNTO	CFRMO	CLIP[2]	CND	CSDGBK	EX	EX_OL	F.ALL	FBFL	FLUT[6]	FTK[7]	ID	IH
			✓	✓	✓			✓	✓		✓	✓			✓	✓	✓	✓

INVFRM	IW[8]	LIGHT	MIP	OBRB	PFINBTMB	RD	RECTK	RH	ROSFLUT[9]	RT	RW	STW	TD	TKP	TVR[10]	WS	WTR
	✓		✓	✓	✓	✓			✓						✓	✓	✓

[1] Not available on 9″ wide.
[2] Not available on 9″ or 24″ (2 doors) wide.
[3] Only available on 24″ (2 doors)-39″ wide.
[4] Not available on 9″ or 12″ wide and not available with end extended back left.
[5] Not available on EXDNLRB.
[6] Not available on 9″ or 24″ (2 doors) wide and fluting both not available on 27″-48″ wide. Not available with 6″ fluting.
[7] FTKAV and style B-L not available on 9″ or 12″ wide.
[8] Not available on 24″ (1 door) or 48″ wide.
[9] Not available on 9″ or 24″ (2 doors) wide and fluting both not available on 27″-48″ wide except with fluting both peninsula.
[10] Not available on 42″-48″ wide and TVRAV and style B-L not available on 9″ or 12″ wide.

IH/RH availability charts starting on page G•40.
IW/RW availability charts starting on page G•46.

WALL PENINSULA, 36″ HIGH

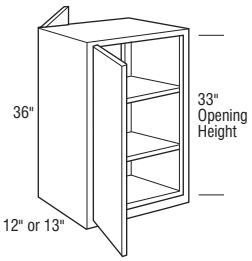

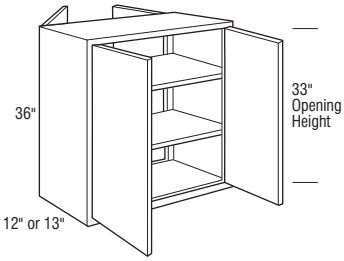

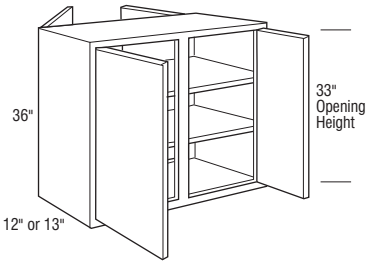

	Cubic Feet	1	2	3	4	5	6	7
W936P L or R	3.3	1296	1359	1409	1485	1560	1708	1856
W1236P L or R	4.2	1362	1427	1479	1558	1643	1793	1943
W1536P L or R	5.2	1430	1500	1553	1634	1719	1872	2025
W1836P L or R	6.1	1499	1569	1627	1713	1788	1951	2114
W2136P L or R	7.1	1557	1632	1694	1785	1870	2044	2218
W2436P L or R	8.0	1611	1688	1747	1842	1919	2099	2279
W2436P	8.0	2263	2382	2446	2586	2713	2962	3211
W2736P	9.0	2347	2470	2541	2683	2811	3075	3339
W3036P	9.9	2437	2557	2647	2796	2919	3188	3457
W3336P	10.9	2529	2651	2749	2900	3024	3309	3594
W3636P	11.8	2614	2741	2841	2995	3128	3416	3704
W3936P	12.7	2683	2814	2915	3072	3234	3536	3838
W4236P	13.7	2763	2898	3000	3165	3331	3640	3949
W4536P	14.6	2960	3103	3214	3390	3568	3899	4230
W4836P	15.6	3024	3172	3283	3467	3646	3986	4326

Notes below apply to all products in section above:

- Two adjustable shelves.
- Specify location of modification for front or peninsula side.
- Inset and Beaded Inset Door Styles are a standard 13″ deep.
- Full Overlay Styles:
  - Increased Depths available in 1/4″ increments from 12 1/4″ to 30″.
  - Reduced Depths available in 1/4″ increments from 6″ to 11 3/4″.
- Inset and Beaded Inset Styles:
  - Increased Depths available in 1/4″ increments from 13 1/4″ to 30″.
  - Reduced Depths available in 1/4″ increments from 6″ to 12 3/4″.
- Exceptions may apply when using IW with Wide Stiles. Please reference these sections in Section G for more details.

Door & Drawer Options

AF	AOMD	CC	CG	GAMD[1]	HC[1]	IFHG	MC[1]	MD[1]	MFO	PRMD[2]	SHMD	SPLITDR[3]	SPLITDRWS	TCG[4]	TCP[4]
✓			✓	✓	✓	✓	✓	✓	✓	✓		✓		✓	✓

End Panel Options

AUTH	CSFPE	EXBK[5]	EXDN[6]	FFD	FL/FR	FPE	INTGE	IPE
✓	✓	✓	✓		✓	✓	✓	✓

Custom Modification Options

ADD_SHLF	ADDTK	ADRW	BVR	CBO	CCO	CFNTO	CFRMO	CLIP[2]	CND	CSDGBK	EX	EX_OL	F.ALL	FBFL	FLUT[7]	FTK[8]	ID	IH
			✓	✓	✓			✓	✓		✓	✓			✓	✓	✓	✓

INVFRM	IW[9]	LIGHT	MIP	OBRB	PFINBTMB	RD	RECTK	RH	ROSFLUT[10]	RT	RW	STW	TD	TKP	TVR[11]	WS	WTR
	✓		✓	✓	✓	✓			✓						✓	✓	✓

[1] Not available on 9″ wide.
[2] Not available on 9″ or 24″ (2 doors) wide.
[3] Only available on 24″ (2 doors) - 39″ wide.
[4] Not available on 9″ or 12″ wide.
[5] Not available on 9″, 12″ or 39-48″ wide and not available with end extended back left.
[6] Not available on EXDNLRB.
[7] Not available on 9″ or 24″ (2 doors) wide and fluting both not available on 27″-36″ wide. Not available with 6″ fluting.
[8] FTKAV and style B-L not available on 9″ or 12″ wide.
[9] Not available on 24″ (1 door) or 48″ wide.
[10] Not available on 9″ or 24″ (2 doors) wide and fluting both not available on 27″-36″ wide except with fluting both peninsula.
[11] TVRAV and style B-L not available on 9″ or 12″ wide.

Angled End Wall Cabinets

ANGLED END WALL CABINET SINGLE DOOR – 22 1/2° ANGLE

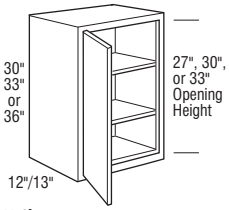

LL Shown

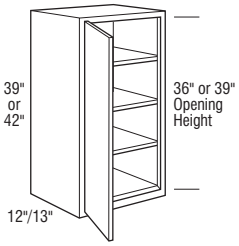

	Cubic Feet	1	2	3	4	5	6	7
AEW2430LL	6.7	1111	1170	1203	1272	1347	1470	1593
AEW2430RR	6.7	1111	1170	1203	1272	1347	1470	1593
AEW2430LR	6.7	1111	1170	1203	1272	1347	1470	1593
AEW2430RL	6.7	1111	1170	1203	1272	1347	1470	1593
AEW2433LL	7.4	1331	1397	1445	1524	1614	1761	1908
AEW2433RR	7.4	1331	1397	1445	1524	1614	1761	1908
AEW2433LR	7.4	1331	1397	1445	1524	1614	1761	1908
AEW2433RL	7.4	1331	1397	1445	1524	1614	1761	1908
AEW2436LL	8.0	1415	1484	1537	1626	1721	1872	2023
AEW2436RR	8.0	1415	1484	1537	1626	1721	1872	2023
AEW2436LR	8.0	1415	1484	1537	1626	1721	1872	2023
AEW2436RL	8.0	1415	1484	1537	1626	1721	1872	2023

- Two adjustable shelves.

AEW2439LL	8.7	1427	1497	1556	1637	1744	1899	2054
AEW2439RR	8.7	1427	1497	1556	1637	1744	1899	2054
AEW2439LR	8.7	1427	1497	1556	1637	1744	1899	2054
AEW2439RL	8.7	1427	1497	1556	1637	1744	1899	2054
AEW2442LL	9.3	1545	1620	1677	1768	1872	2044	2216
AEW2442RR	9.3	1545	1620	1677	1768	1872	2044	2216
AEW2442LR	9.3	1545	1620	1677	1768	1872	2044	2216
AEW2442RL	9.3	1545	1620	1677	1768	1872	2044	2216

- Three adjustable shelves.

Notes below apply to all products in section above:

- First letter denotes side of angle. Second letter denotes hinging of door.
- For use at the end of a run of wall cabinets.
- Front frame size is 5″ (for 22 1/2°) less than overall width.
- Angle available on one side only.
- For AEW angled end, must specify end treatment of Finished End or Authentic End.
- Integral Ends, and Flush Panel Ends not available on Angled End.
- Increased Depths available in 3″ increments to 15″.
- Reduced Depths available in 3″ increments to 9″.

AEW-Angled End Wall Cabinets

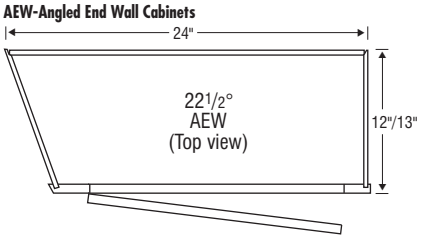

Door & Drawer Options

AF	AOMD	CC	CG	GAMD	HC	IFHG	MC	MD	MFO	PRMD	SHMD	SPLITDR	SPLITDRWS	TCG[1]	TCP[1]
✓			✓	✓		✓		✓	✓	✓	✓			✓	✓

End Panel Options

AUTH[2]	CSFPE	EXBK	EXDN	FFD	FL/FR	FPE	INTGE	IPE
✓	✓	✓	✓		✓	✓	✓	✓

Custom Modification Options

ADD_SHLF	ADDTK	ADRW	BVR	CBO	CCO	CFNTO	CFRMO	CLIP	CND	CSDGBK	EX[3]	EX_OL[4]	F.ALL	FBFL	FLUT[5]	FTK	ID	IH
	✓		✓	✓	✓	✓			✓	✓	✓	✓			✓	✓	✓	✓

INVFRM	IW	LIGHT	MIP	OBRB	PFINBTMB	RD	RECTK	RH	ROSFLUT[6]	RT	RW	STW	TD	TKP	TVR	WS	WTR
			✓	✓	✓	✓	✓		✓					✓	✓		✓

[1] Not available on 30″ or 33″ high.
[2] Not available with authentic flush ends both.
[3] Extended stile left not available on 36″ or 39″ wide.
[4] Extended stile left not available on 36″ or 39″ wide. Not available with extended stile both.
[5] Not available with fluting both or 6″ fluting.
[6] Not available with fluting both.

IH/RH availability charts starting on page G•40.
IW/RW availability charts starting on page G•46.

ANGLED END WALL CABINET SINGLE DOOR with FACE FRAME and DOOR on END – 22 1/2° ANGLE

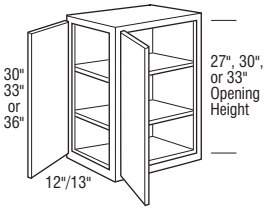

LL Shown

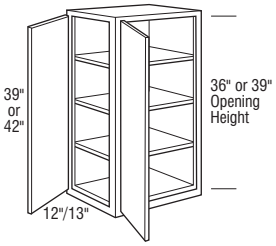

	Cubic Feet	1	2	3	4	5	6	7
AEWFFD2430LL	6.7	1510	1560	1604	1674	1746	1868	1990
AEWFFD2430RR	6.7	1510	1560	1604	1674	1746	1868	1990
AEWFFD2430LR	6.7	1510	1560	1604	1674	1746	1868	1990
AEWFFD2430RL	6.7	1510	1560	1604	1674	1746	1868	1990
AEWFFD2433LL	7.4	1734	1797	1845	1921	2008	2152	2296
AEWFFD2433RR	7.4	1734	1797	1845	1921	2008	2152	2296
AEWFFD2433LR	7.4	1734	1797	1845	1921	2008	2152	2296
AEWFFD2433RL	7.4	1734	1797	1845	1921	2008	2152	2296
AEWFFD2436LL	8.0	1811	1881	1933	2021	2118	2276	2434
AEWFFD2436RR	8.0	1811	1881	1933	2021	2118	2276	2434
AEWFFD2436LR	8.0	1811	1881	1933	2021	2118	2276	2434
AEWFFD2436RL	8.0	1811	1881	1933	2021	2118	2276	2434

- Two adjustable shelves.

AEWFFD2439LL	8.7	1826	1893	1956	2035	2141	2295	2449
AEWFFD2439RR	8.7	1826	1893	1956	2035	2141	2295	2449
AEWFFD2439LR	8.7	1826	1893	1956	2035	2141	2295	2449
AEWFFD2439RL	8.7	1826	1893	1956	2035	2141	2295	2449
AEWFFD2442LL	9.3	1962	2059	2130	2246	2381	2602	2823
AEWFFD2442RR	9.3	1962	2059	2130	2246	2381	2602	2823
AEWFFD2442LR	9.3	1962	2059	2130	2246	2381	2602	2823
AEWFFD2442RL	9.3	1962	2059	2130	2246	2381	2602	2823

- Three adjustable shelves.

Notes below apply to all products in section above:

- First letter denotes side of angle. Second letter denotes hinging of door.
- FFD door will be hinged same side as angle unless otherwise specified.
- For use at the end of a run of wall cabinets.
- Front frame size is 5″ (for 22 1/2°) less than overall width.
- Angle available on one side only.
- Integral Ends, and Flush Panel Ends not available on Angled End.
- Increased Depths available in 3″ increments to 15″.
- Reduced Depths available in 3″ increments to 9″.
- When Inset or Beaded Inset is specified, the FFD door will be hinged on the back side.

AEW-Angled End Wall Cabinets with Frame

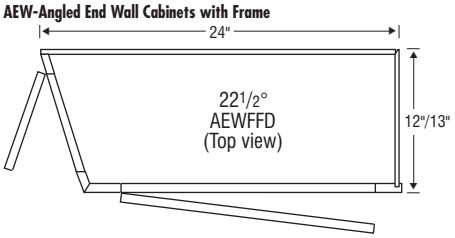

Door & Drawer Options

AF	AOMD	CC	CG	GAMD	HC	IFHG	MC	MD	MFO	PRMD	SHMD	SPLITDR	SPLITDRWS	TCG[1]	TCP[1]
✓			✓	✓		✓		✓	✓	✓	✓			✓	✓

End Panel Options

AUTH[2]	CSFPE	EXBK	EXDN	FFD	FL/FR	FPE	INTGE	IPE
✓	✓				✓	✓	✓	✓

Custom Modification Options

ADD_SHLF	ADDTK	ADRW	BVR	CBO	CCO	CFNTO	CFRMO	CLIP	CND	CSDGBK	EX	EX_OL[3]	F.ALL	FBFL	FLUT[4]	FTK	ID	IH
	✓		✓	✓	✓	✓	✓		✓	✓	✓	✓			✓	✓	✓	✓

INVFRM	IW	LIGHT	MIP	OBRB	PFINBTMB	RD	RECTK	RH	ROSFLUT[5]	RT	RW	STW	TD	TKP	TVR	WS	WTR
			✓	✓	✓	✓	✓		✓					✓	✓		✓

[1] Not available with 30″ or 33″ high.
[2] Not available with authentic flush ends both.
[3] Not available with extended stile both.
[4] Not available with fluting both or 6″ fluting.
[5] Not available with fluting both.

Angled End Wall Cabinets

ANGLED END WALL CABINET DOUBLE DOOR – 22 1/2° ANGLE

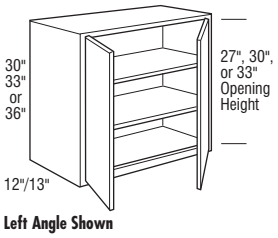

Left Angle Shown

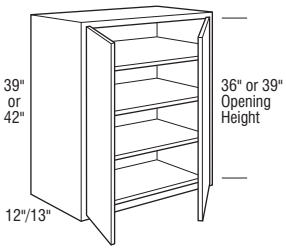

	Cubic Feet	1	2	3	4	5	6	7
AEW3630 L or R	9.9	1611	1688	1747	1842	1940	2118	2296
AEW3633 L or R	10.9	1803	1890	1956	2060	2172	2372	2572
AEW3636 L or R	11.8	1894	1985	2065	2175	2287	2494	2701
• Two adjustable shelves.								
AEW3639 L or R	12.7	1916	2005	2087	2193	2307	2521	2735
AEW3642 L or R	13.7	1924	2021	2098	2208	2329	2544	2759
• Three adjustable shelves.								

Notes below apply to all products in section above:

- Must specify L or R to designate a left or right angle.
- For use at the end of a run of wall cabinets.
- Front frame size is 5″ (for 22 1/2°) less than overall width.
- Angle available on one side only.
- For AEW angled end, must specify end treatment of Finished End or Authentic End.
- Integral Ends, and Flush Panel Ends not available on Angled End.
- Increased Depths available in 3″ increments to 15″.
- Reduced Depths available in 3″ increments to 9″.

AEW-Angled End Wall Cabinets

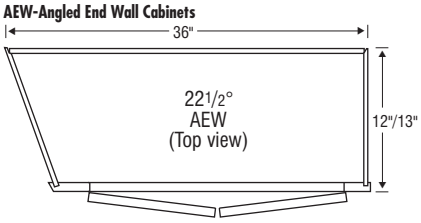

Door & Drawer Options

AF	AOMD	CC	CG	GAMD	HC	IFHG	MC	MD	MFO	PRMD	SHMD	SPLITDR	SPLITDRWS	TCG[1]	TCP[1]
✓			✓	✓		✓		✓	✓	✓	✓	✓		✓	✓

End Panel Options

AUTH[2]	CSFPE	EXBK	EXDN	FFD	FL/FR	FPE	INTGE	IPE
✓	✓	✓	✓		✓	✓	✓	✓

Custom Modification Options

ADD_SHLF	ADDTK	ADRW	BVR	CBO	CCO	CFNTO	CFRMO	CLIP	CND	CSDGBK	EX	EX_OL[3]	F.ALL	FBFL	FLUT[4]	FTK	ID	IH
	✓		✓	✓	✓	✓			✓	✓	✓	✓			✓	✓	✓	✓

INVFRM	IW	LIGHT	MIP	OBRB	PFINBTMB	RD	RECTK	RH	ROSFLUT[5]	RT	RW	STW	TD	TKP	TVR	WS	WTR
			✓	✓	✓	✓	✓		✓					✓	✓		✓

[1] Not available on 30″ or 33″ high.
[2] Not available with authentic flush ends both.
[3] Not available with extended stile both.
[4] Not available with fluting both or 6″ fluting.
[5] Not available with fluting both.

IH/RH availability charts starting on page G•40.
IW/RW availability charts starting on page G•46.

ANGLED END WALL CABINET DOUBLE DOOR with FACE FRAME and DOOR on END – 22 1/2° ANGLE

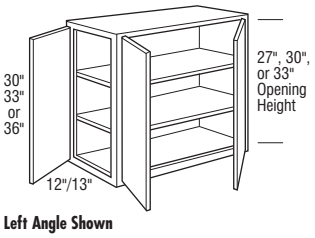

Left Angle Shown

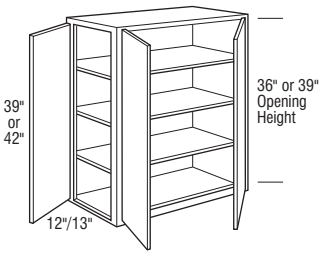

	Cubic Feet	1	2	3	4	5	6	7
AEWFFD3630 L or R	9.9	2009	2088	2146	2239	2338	2517	2696
AEWFFD3633 L or R	10.9	2209	2294	2362	2464	2573	2768	2963
AEWFFD3636 L or R	11.8	2293	2385	2465	2577	2684	2894	3104

- Two adjustable shelves.

AEWFFD3639 L or R	12.7	2327	2420	2494	2607	2724	2946	3168
AEWFFD3642 L or R	13.7	2446	2564	2653	2798	2965	3239	3513

- Three adjustable shelves.

Notes below apply to all products in section above:

- Must specify L or R to designate a left or right angle.
- FFD door will be hinged same side as angle unless otherwise specified.
- For use at the end of a run of wall cabinets.
- Front frame size is 5″ (for 22 1/2°) less than overall width.
- Angle available on one side only.
- Integral Ends, and Flush Panel Ends not available on Angled End.
- Increased Depths available in 3″ increments to 15″.
- Reduced Depths available in 3″ increments to 9″.
- When Inset or Beaded Inset is specified, the FFD door will be hinged on the back side.

AEW-Angled End Wall Cabinets with Frame

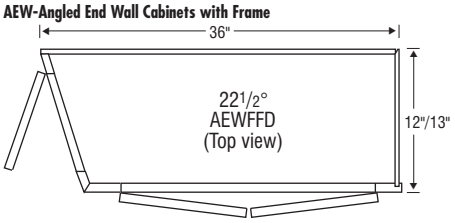

Door & Drawer Options

AF	AOMD	CC	CG	GAMD	HC	IFHG	MC	MD	MFO	PRMD	SHMD	SPLITDR	SPLITDRWS	TCG[1]	TCP[1]
✓			✓	✓		✓		✓	✓	✓	✓	✓		✓	✓

End Panel Options

AUTH[2]	CSFPE	EXBK	EXDN	FFD	FL/FR	FPE	INTGE	IPE
✓	✓				✓	✓	✓	✓

Custom Modification Options

ADD_SHLF	ADDTK	ADRW	BVR	CBO	CCO	CFNTO	CFRMO	CLIP	CND	CSDGBK	EX	EX_OL[3]	F.ALL	FBFL	FLUT[4]	FTK	ID	IH
	✓		✓	✓	✓	✓	✓		✓	✓	✓	✓			✓	✓	✓	✓

INVFRM	IW	LIGHT	MIP	OBRB	PFINBTMB	RD	RECTK	RH	ROSFLUT[5]	RT	RW	STW	TD	TKP	TVR	WS	WTR
			✓	✓	✓	✓	✓		✓					✓	✓		✓

[1] Not available on 30″ or 33″ high.
[2] Not available with authentic flush ends both.
[3] Extended stile left not available on 42″ high. Not available with extended stile both.
[4] Not available with fluting both or 6″ fluting.
[5] Not available with fluting both.

Angled End Wall Cabinets

ANGLED END WALL CABINET SINGLE DOOR – 45° ANGLE

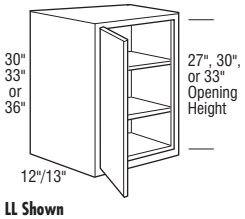

LL Shown

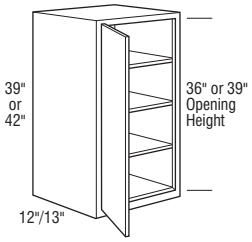

	Cubic Feet	1	2	3	4	5	6	7
AEW2430-45LL	6.7	1111	1170	1203	1272	1347	1470	1593
AEW2430-45RR	6.7	1111	1170	1203	1272	1347	1470	1593
AEW2430-45LR	6.7	1111	1170	1203	1272	1347	1470	1593
AEW2430-45RL	6.7	1111	1170	1203	1272	1347	1470	1593
AEW2433-45LL	7.4	1331	1397	1445	1524	1614	1761	1908
AEW2433-45RR	7.4	1331	1397	1445	1524	1614	1761	1908
AEW2433-45LR	7.4	1331	1397	1445	1524	1614	1761	1908
AEW2433-45RL	7.4	1331	1397	1445	1524	1614	1761	1908
AEW2436-45LL	8.0	1415	1484	1537	1626	1721	1872	2023
AEW2436-45RR	8.0	1415	1484	1537	1626	1721	1872	2023
AEW2436-45LR	8.0	1415	1484	1537	1626	1721	1872	2023
AEW2436-45RL	8.0	1415	1484	1537	1626	1721	1872	2023

- Two adjustable shelves.

AEW2439-45LL	8.7	1427	1497	1556	1637	1744	1899	2054
AEW2439-45RR	8.7	1427	1497	1556	1637	1744	1899	2054
AEW2439-45LR	8.7	1427	1497	1556	1637	1744	1899	2054
AEW2439-45RL	8.7	1427	1497	1556	1637	1744	1899	2054
AEW2442-45LL	9.3	1545	1620	1677	1768	1872	2044	2216
AEW2442-45RR	9.3	1545	1620	1677	1768	1872	2044	2216
AEW2442-45LR	9.3	1545	1620	1677	1768	1872	2044	2216
AEW2442-45RL	9.3	1545	1620	1677	1768	1872	2044	2216

- Three adjustable shelves.

Notes below apply to all products in section above:

- First letter denotes side of angle. Second letter denotes hinging of door.
- For use at the end of a run of wall cabinets.
- Front frame size is 12″ (for 45°) less than overall width.
- Angle available on one side only.
- For AEW angled end, must specify end treatment of Finished End or Authentic End.
- Integral Ends, and Flush Panel Ends not available on Angled End.
- Increased Depths available in 3″ increments to 15″.
- Reduced Depths available in 3″ increments to 9″.

AEW-Angled End Wall Cabinets

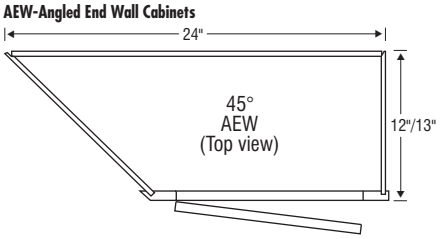

Door & Drawer Options

AF	AOMD	CC	CG	GAMD	HC	IFHG	MC	MD	MFO	PRMD	SHMD	SPLITDR	SPLITDRWS	TCG[1]	TCP[1]
✓			✓	✓		✓		✓	✓		✓			✓	✓

End Panel Options

AUTH[2]	CSFPE	EXBK	EXDN	FFD	FL/FR	FPE	INTGE	IPE
✓	✓	✓	✓		✓	✓	✓	✓

Custom Modification Options

ADD_SHLF	ADDTK	ADRW	BVR	CBO	CCO	CFNTO	CFRMO	CLIP	CND	CSDGBK	EX	EX_OL[3]	F.ALL	FBFL	FLUT[4]	FTK	ID	IH
	✓		✓	✓	✓	✓			✓	✓	✓	✓			✓	✓	✓	✓

INVFRM	IW	LIGHT	MIP	OBRB	PFINBTMB	RD	RECTK	RH	ROSFLUT[5]	RT	RW	STW	TD	TKP	TVR	WS	WTR
			✓	✓	✓	✓	✓		✓					✓	✓		✓

[1] Not available on 30″ or 33″ high.
[2] Not available with authentic flush ends both.
[3] Not available with extended stiles both.
[4] Not available with fluting both or 6″ fluting.
[5] Not available with fluting both.

IH/RH availability charts starting on page G•40.
IW/RW availability charts starting on page G•46.

ANGLED END WALL CABINET SINGLE DOOR with FACE FRAME and DOOR on END – 45° ANGLE

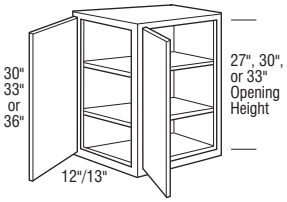

LL Shown

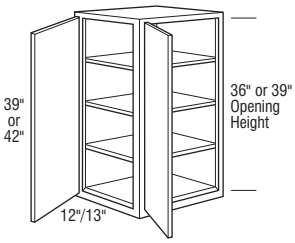

	Cubic Feet	1	2	3	4	5	6	7
AEWFFD2430-45LL	6.7	1510	1560	1604	1674	1746	1868	1990
AEWFFD2430-45RR	6.7	1510	1560	1604	1674	1746	1868	1990
AEWFFD2430-45LR	6.7	1510	1560	1604	1674	1746	1868	1990
AEWFFD2430-45RL	6.7	1510	1560	1604	1674	1746	1868	1990
AEWFFD2433-45LL	7.4	1734	1797	1845	1921	2008	2152	2296
AEWFFD2433-45RR	7.4	1734	1797	1845	1921	2008	2152	2296
AEWFFD2433-45LR	7.4	1734	1797	1845	1921	2008	2152	2296
AEWFFD2433-45RL	7.4	1734	1797	1845	1921	2008	2152	2296
AEWFFD2436-45LL	8.0	1811	1881	1933	2021	2118	2276	2434
AEWFFD2436-45RR	8.0	1811	1881	1933	2021	2118	2276	2434
AEWFFD2436-45LR	8.0	1811	1881	1933	2021	2118	2276	2434
AEWFFD2436-45RL	8.0	1811	1881	1933	2021	2118	2276	2434

- Two adjustable shelves.

AEWFFD2439-45LL	6.7	1826	1893	1956	2035	2141	2295	2449
AEWFFD2439-45RR	6.7	1826	1893	1956	2035	2141	2295	2449
AEWFFD2439-45LR	6.7	1826	1893	1956	2035	2141	2295	2449
AEWFFD2439-45RL	6.7	1826	1893	1956	2035	2141	2295	2449
AEWFFD2442-45LL	9.3	1962	2059	2130	2246	2381	2602	2823
AEWFFD2442-45RR	9.3	1962	2059	2130	2246	2381	2602	2823
AEWFFD2442-45LR	9.3	1962	2059	2130	2246	2381	2602	2823
AEWFFD2442-45RL	9.3	1962	2059	2130	2246	2381	2602	2823

- Three adjustable shelves.

Notes below apply to all products in section above:

- First letter denotes side of angle. Second letter denotes hinging of door.
- FFD door will be hinged same side as angle unless otherwise specified.
- For use at the end of a run of wall cabinets.
- Front frame size is 12″ (for 45°) less than overall width.
- Angle available on one side only.
- Integral Ends, and Flush Panel Ends not available on Angled End.
- Increased Depths available in 3″ increments to 15″.
- Reduced Depths available in 3″ increments to 9″.
- When Inset or Beaded Inset is specified, the doors must both be hinged opposite of the angled end unless used in conjunction with a finial hinge.

AEW-Angled End Wall Cabinets with Frame

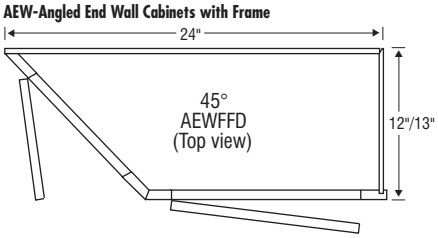

Door & Drawer Options

AF	AOMD	CC	CG	GAMD	HC	IFHG	MC	MD	MFO	PRMD	SHMD	SPLITDR	SPLITDRWS	TCG[1]	TCP[1]
✓			✓	✓		✓		✓	✓	✓				✓	✓

End Panel Options

AUTH[2]	CSFPE	EXBK	EXDN	FFD	FL/FR	FPE	INTGE	IPE
✓	✓				✓	✓	✓	✓

Custom Modification Options

ADD_SHLF	ADDTK	ADRW	BVR	CBO	CCO	CFNTO	CFRMO	CLIP	CND	CSDGBK	EX	EX_OL[3]	F.ALL	FBFL	FLUT[4]	FTK	ID	IH
	✓		✓	✓	✓	✓	✓		✓	✓	✓	✓			✓	✓	✓	✓

INVFRM	IW	LIGHT	MIP	OBRB	PFINBTMB	RD	RECTK	RH	ROSFLUT[5]	RT	RW	STW	TD	TKP	TVR	WS	WTR
			✓	✓	✓	✓	✓		✓					✓	✓		✓

[1] Not available on 30″ or 33″ high.
[2] Not available with authentic flush ends both.
[3] Not available with extended stiles both.
[4] Not available with fluting both or 6″ fluting.
[5] Not available with fluting both.

Angled End Wall Cabinets

ANGLED END WALL CABINET DOUBLE DOOR – 45° ANGLE

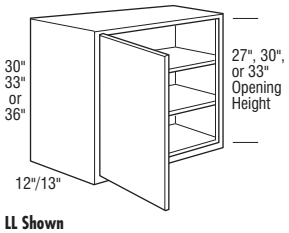

LL Shown

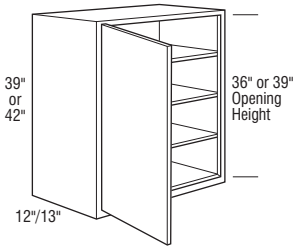

	Cubic Feet	1	2	3	4	5	6	7
AEW3630-45LL	9.9	1611	1688	1747	1842	1940	2118	2296
AEW3630-45RR	9.9	1611	1688	1747	1842	1940	2118	2296
AEW3630-45LR	9.9	1611	1688	1747	1842	1940	2118	2296
AEW3630-45RL	9.9	1611	1688	1747	1842	1940	2118	2296
AEW3633-45LL	10.9	1803	1890	1956	2060	2172	2372	2572
AEW3633-45RR	10.9	1803	1890	1956	2060	2172	2372	2572
AEW3633-45LR	10.9	1803	1890	1956	2060	2172	2372	2572
AEW3633-45RL	10.9	1803	1890	1956	2060	2172	2372	2572
AEW3636-45LL	11.8	1894	1985	2065	2175	2287	2494	2701
AEW3636-45RR	11.8	1894	1985	2065	2175	2287	2494	2701
AEW3636-45LR	11.8	1894	1985	2065	2175	2287	2494	2701
AEW3636-45RL	11.8	1894	1985	2065	2175	2287	2494	2701

- Two adjustable shelves.

AEW3639-45LL	12.7	1916	2005	2087	2193	2307	2521	2735
AEW3639-45RR	12.7	1916	2005	2087	2193	2307	2521	2735
AEW3639-45LR	12.7	1916	2005	2087	2193	2307	2521	2735
AEW3639-45RL	12.7	1916	2005	2087	2193	2307	2521	2735
AEW3642-45LL	13.7	1924	2021	2098	2208	2329	2544	2759
AEW3642-45RR	13.7	1924	2021	2098	2208	2329	2544	2759
AEW3642-45LR	13.7	1924	2021	2098	2208	2329	2544	2759
AEW3642-45RL	13.7	1924	2021	2098	2208	2329	2544	2759

- Three adjustable shelves.

Notes below apply to all products in section above:

- First letter denotes side of angle. Second letter denotes hinging of door.
- For use at the end of a run of wall cabinets.
- Front frame size is 12″ (for 45°) less than overall width.
- Angle available on one side only.
- For AEW angled end, must specify end treatment of Finished End or Authentic End.
- Integral Ends, and Flush Panel Ends not available on Angled End.
- Increased Depths available in 3″ increments to 15″.
- Reduced Depths available in 3″ increments to 9″.

AEW-Angled End Wall Cabinets

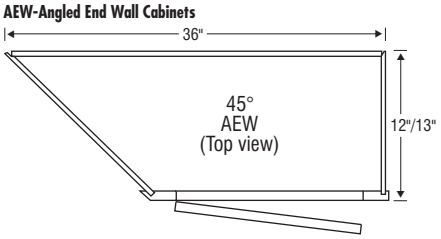

Door & Drawer Options

AF	AOMD	CC	CG	GAMD	HC	IFHG	MC	MD	MFO	PRMD[1]	SHMD	SPLITDR	SPLITDRWS	TCG[3]	TCP[3]
✓			✓	✓		✓		✓	✓	✓	✓	✓		✓	✓

End Panel Options

AUTH[2]	CSFPE	EXBK	EXDN	FFD	FL/FR	FPE	INTGE	IPE
✓	✓	✓	✓		✓	✓	✓	✓

Custom Modification Options

ADD_SHLF	ADDTK	ADRW	BVR	CBO	CCO	CFNTO	CFRMO	CLIP	CND	CSDGBK	EX	EX_OL[4]	F.ALL	FBFL	FLUT[5]	FTK	ID	IH
	✓		✓	✓	✓	✓			✓	✓	✓	✓			✓	✓	✓	✓

INVFRM	IW	LIGHT	MIP	OBRB	PFINBTMB	RD	RECTK	RH	ROSFLUT[6]	RT	RW	STW	TD	TKP	TVR	WS	WTR
			✓	✓	✓	✓	✓		✓					✓	✓		✓

[1] Not available on 33″ or 39″ high.
[2] Not available with authentic flush ends both.
[3] Not available on 30″ or 33″ high.
[4] Not available with extended stiles both.
[5] Not available with fluting both or 6″ fluting.
[6] Not available with fluting both.

IH/RH availability charts starting on page G•40.
IW/RW availability charts starting on page G•46.

ANGLED END WALL CABINET DOUBLE DOOR with FACE FRAME and DOOR on END – 45° ANGLE

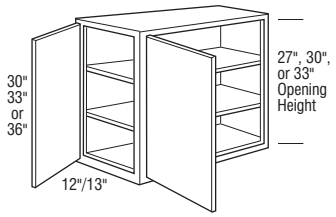

LL Shown

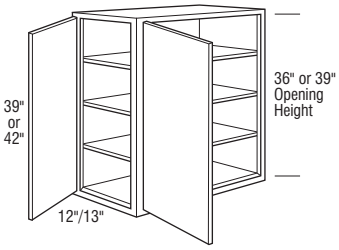

	Cubic Feet	1	2	3	4	5	6	7
AEWFFD3630-45LL	9.9	2009	2088	2146	2239	2338	2517	2696
AEWFFD3630-45RR	9.9	2009	2088	2146	2239	2338	2517	2696
AEWFFD3630-45LR	9.9	2009	2088	2146	2239	2338	2517	2696
AEWFFD3630-45RL	9.9	2009	2088	2146	2239	2338	2517	2696
AEWFFD3633-45LL	10.9	2209	2294	2362	2464	2573	2768	2963
AEWFFD3633-45RR	10.9	2209	2294	2362	2464	2573	2768	2963
AEWFFD3633-45LR	10.9	2209	2294	2362	2464	2573	2768	2963
AEWFFD3633-45RL	10.9	2209	2294	2362	2464	2573	2768	2963
AEWFFD3636-45LL	11.8	2293	2385	2465	2577	2684	2894	3104
AEWFFD3636-45RR	11.8	2293	2385	2465	2577	2684	2894	3104
AEWFFD3636-45LR	11.8	2293	2385	2465	2577	2684	2894	3104
AEWFFD3636-45RL	11.8	2293	2385	2465	2577	2684	2894	3104

- Two adjustable shelves.

AEWFFD3639-45LL	12.7	2327	2420	2494	2607	2724	2946	3168
AEWFFD3639-45RR	12.7	2327	2420	2494	2607	2724	2946	3168
AEWFFD3639-45LR	12.7	2327	2420	2494	2607	2724	2946	3168
AEWFFD3639-45RL	12.7	2327	2420	2494	2607	2724	2946	3168
AEWFFD3642-45LL	13.7	2446	2564	2653	2798	2965	3239	3513
AEWFFD3642-45RR	13.7	2446	2564	2653	2798	2965	3239	3513
AEWFFD3642-45LR	13.7	2446	2564	2653	2798	2965	3239	3513
AEWFFD3642-45RL	13.7	2446	2564	2653	2798	2965	3239	3513

- Three adjustable shelves.

Notes below apply to all products in section above:

- First letter denotes side of angle. Second letter denotes hinging of door.
- FFD door will be hinged same side as angle unless otherwise specified.
- For use at the end of a run of wall cabinets.
- Front frame size is 12″ (for 45°) less than overall width.
- Angle available on one side only.
- Integral Ends, and Flush Panel Ends not available on Angled End.
- Increased Depths available in 3″ increments to 15″.
- Reduced Depths available in 3″ increments to 9″.
- When Inset or Beaded Inset is specified, the doors must both be hinged opposite of the angled end unless used in conjunction with a finial hinge.

AEW-Angled End Wall Cabinets with Frame

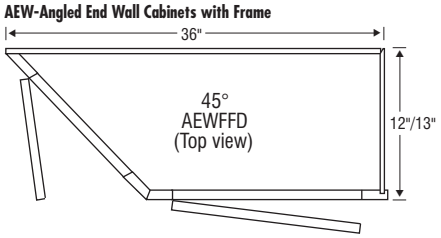

Door & Drawer Options

AF	AOMD	CC	CG	GAMD	HC	IFHG	MC	MD	MFO	PRMD	SHMD	SPLITDR	SPLITDRWS	TCG[1]	TCP[1]
✓			✓	✓		✓		✓	✓	✓	✓			✓	✓

End Panel Options

AUTH[2]	CSFPE	EXBK	EXDN	FFD	FL/FR	FPE	INTGE	IPE
✓	✓				✓	✓	✓	✓

Custom Modification Options

ADD_SHLF	ADDTK[3]	ADRW	BVR	CBO	CCO	CFNTO	CFRMO	CLIP	CND	CSDGBK	EX	EX_OL[4]	F.ALL	FBFL	FLUT[5]	FTK	ID	IH
	✓		✓	✓	✓	✓	✓		✓	✓	✓	✓			✓	✓	✓	✓

INVFRM	IW	LIGHT	MIP	OBRB	PFINBTMB	RD	RECTK[6]	RH	ROSFLUT[7]	RT	RW	STW	TD	TKP[3]	TVR	WS[8]	WTR
			✓	✓	✓	✓	✓		✓					✓	✓	✓	✓

[1] Not available on 30″ or 33″ high.
[2] Not available with authentic flush ends both.
[3] Not available on 33″ high.
[4] Not available with extended stiles both.
[5] Not available with fluting both or 6″ fluting.
[6] Recessed all ends not available on 33″ high.
[7] Not available with fluting both.
[8] Only available on 33″ high.

Wall End Cabinets

WALL END CABINET DOUBLE DOOR, 30″, 33″, 36″, 39″, 42″, 45″, or 48″ HIGH

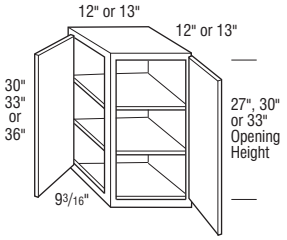

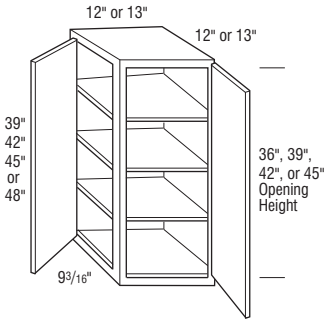

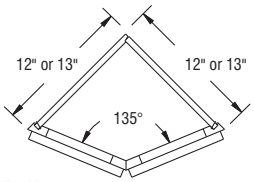

Top View

	Cubic Feet	1	2	3	4	5	6	7
WEC1230D	3.6	1656	1740	1796	1899	1992	2175	2358
• Reduced Heights available in 1/4″ increments. See page G•40 for details.								
WEC1233D	3.9	1742	1826	1887	1997	2093	2282	2471
WEC1236D	4.2	1781	1867	1932	2038	2141	2340	2539
• Two adjustable shelves.								
WEC1239D	4.6	1836	1924	1991	2100	2207	2412	2617
WEC1242D	4.9	1833	1921	1986	2099	2239	2446	2653
WEC1245D	5.0	1848	1933	1999	2115	2252	2461	2670
WEC1248D	5.3	1861	1948	2015	2128	2267	2475	2683
• Three adjustable shelves								

Notes below apply to all products in section above:

- Decorative Glass Door designs limited on this unit. See page H•18 for details.
- One 12″ end/back may be ordered as finished.
- Finished End modification available on one side only. See page G•8 for details.
- Increased Depths available in 3″ increments from 15″ to 24″.
- When used in conjunction with Inset or Beaded Inset, the hinge location will be changed on both doors to the center mullion.

Door & Drawer Options

AF	AOMD	CC	CG	GAMD	HC[1]	IFHG	MC[1]	MD	MFO	PRMD	SHMD	SPLITDR	SPLITDRWS	TCG[2]	TCP[2]
✓			✓		✓	✓	✓		✓		✓			✓	✓

End Panel Options

AUTH[3]	CSFPE	EXBK[4]	EXDN[5]	FFD	FL/FR	FPE	INTGE	IPE
✓		✓	✓					

Custom Modification Options

ADD_SHLF	ADDTK	ADRW	BVR	CBO	CCO	CFNTO	CFRMO	CLIP	CND	CSDGBK	EX	EX_OL	F.ALL	FBFL	FLUT	FTK	ID	IH
			✓	✓	✓	✓	✓		✓	✓						✓	✓	✓

INVFRM	IW	LIGHT	MIP	OBRB	PFINBTMB	RD	RECTK	RH[6]	ROSFLUT	RT	RW	STW	TD	TKP	TVR[7]	WS	WTR
			✓	✓	✓			✓							✓	✓	✓

[1] Only available on 36″-42″ high.
[2] Not available on 30″ or 33″ high.
[3] Not available with authentic flush ends both.
[4] Not available on end extended back left.
[5] Not available on EXDNLRB.
[6] Only available on 30″ high.
[7] Only available on TVRVV.

IH/RH availability charts starting on page G•40.
IW/RW availability charts starting on page G•46.

WALL END CABINET SINGLE DOOR, 30″, 33″, 36″, 39″, 42″, 45″, or 48″ HIGH

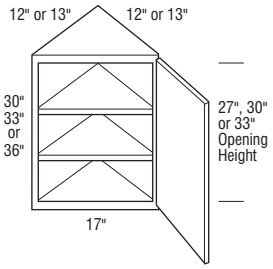

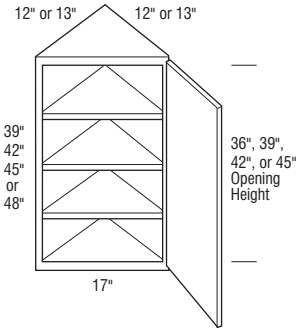

	Cubic Feet	1	2	3	4	5	6	7
WEC1230 L or R	3.6	1537	1613	1674	1759	1845	2021	2197
• Reduced Heights available in 1/4″ increments. See page G•40 for details.								
WEC1233 L or R	3.9	1630	1708	1770	1865	1956	2144	2332
WEC1236 L or R	4.2	1656	1740	1796	1899	1992	2175	2358
• Two adjustable shelves.								
WEC1239 L or R	4.6	1664	1747	1802	1908	2004	2186	2368
WEC1242 L or R	4.9	1685	1763	1826	1925	2021	2213	2405
WEC1245 L or R	5.0	1700	1782	1843	1942	2038	2230	2422
WEC1248 L or R	5.3	1719	1798	1859	1958	2055	2246	2437
• Three adjustable shelves								

Notes below apply to all products in section above:

- One 12″ end/back may be ordered as finished.
- Finished End modification available on one side only. See page G•8 for details.
- Increased Depths available in 3″ increments from 15″ to 24″.
- Only available in Inset and Beaded Inset when used in conjunction with a finial hinge.

Door & Drawer Options

AF	AOMD	CC	CG	GAMD	HC[1]	IFHG	MC[1]	MD	MFO	PRMD	SHMD	SPLITDR	SPLITDRWS	TCG[2]	TCP[2]
✓			✓	✓	✓	✓	✓	✓	✓	✓	✓			✓	✓

End Panel Options

AUTH	CSFPE	EXBK[3]	EXDN[4]	FFD	FL/FR	FPE	INTGE	IPE
		✓	✓		✓			

Custom Modification Options

ADD_SHLF	ADDTK	ADRW	BVR	CBO	CCO	CFNTO	CFRMO	CLIP	CND	CSDGBK	EX	EX_OL	F.ALL	FBFL	FLUT	FTK	ID	IH
			✓	✓	✓	✓	✓		✓	✓						✓	✓	✓

INVFRM	IW	LIGHT	MIP	OBRB	PFINBTMB	RD	RECTK	RH[5]	ROSFLUT	RT	RW	STW	TD	TKP	TVR	WS	WTR
			✓	✓	✓			✓							✓	✓	✓

[1] Only available on 36″-42″ high.
[2] Not available on 30″ or 33″ high.
[3] Not available on end extended back left.
[4] Not available on EXDNLRB.
[5] Only available on 30″ high.

135° Corner Wall Cabinets

135° CORNER OUTSIDE WALL, 30″, 33″, 36″, 39″, or 42″ HIGH

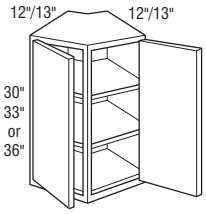

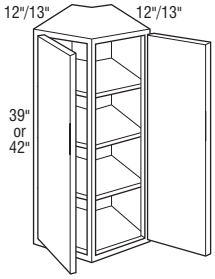

	Cubic Feet	1	2	3	4	5	6	7
W630COA	7.7	1911	1944	2050	2178	2265	2469	2673
W930COA	11.5	2101	2138	2254	2393	2492	2715	2938
W1230COA	15.0	2293	2332	2459	2613	2718	2961	3204
W633COA	8.4	2101	2138	2254	2393	2492	2715	2938
W933COA	12.6	2293	2332	2459	2613	2718	2961	3204
W1233COA	16.4	2484	2526	2665	2829	2945	3208	3471
W636COA	9.1	2293	2332	2459	2613	2718	2961	3204
W936COA	13.6	2484	2526	2665	2829	2945	3208	3471
W1236COA	17.7	2676	2721	2871	3047	3172	3453	3734
W639COA	9.8	2484	2526	2665	2829	2945	3208	3471
W939COA	14.7	2676	2721	2871	3047	3172	3453	3734
W1239COA	19.1	2868	2915	3075	3265	3399	3701	4003
W642COA	10.5	2676	2721	2871	3047	3172	3453	3734
W942COA	15.7	2868	2915	3075	3265	3399	3701	4003
W1242COA	20.5	3058	3109	3280	3482	3624	3947	4270

Notes below apply to all products in section above:

- Doors are hinged on outside of frame.
- Adjustable shelf cannot be removed from cabinet.
- No leg changes allowed.
- Reduced depths available in 3″ increments to 9″.
- Increased depths available in 13″ deep, 15″ deep, 18″ deep, 21″ deep, and 24″ deep.

Model	A Dimension	B Dimension
W6(*)COA	6″	10 31/32″
W9(*)COA	9″	13 31/32″
W12(*)COA	12″	16 31/32″

A indicates back width of cabinet and wall space
B indicates face frame width
(*) indicates height of cabinet

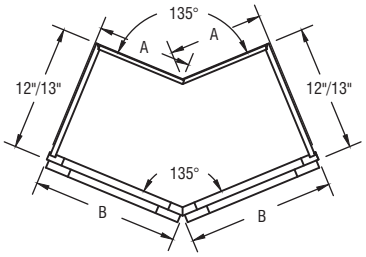

Top View

Door & Drawer Options

AF	AOMD	CC	CG	GAMD	HC	IFHG	MC	MD	MFO	PRMD	SHMD	SPLITDR	SPLITDRWS	TCG	TCP
			✓			✓		✓	✓	✓	✓				

End Panel Options

AUTH	CSFPE	EXBK	EXDN	FFD	FL/FR	FPE	INTGE	IPE
✓	✓		✓		✓	✓		

Custom Modification Options

ADD_SHLF	ADDTK	ADRW	BVR	CBO	CCO	CFNTO	CFRMO	CLIP	CND	CSDGBK	EX	EX_OL[1]	F.ALL	FBFL	FLUT	FTK	ID	IH
			✓	✓	✓				✓	✓	✓	✓					✓	

INVFRM	IW	LIGHT	MIP	OBRB	PFINBTMB	RD	RECTK	RH	ROSFLUT	RT	RW	STW	TD	TKP	TVR	WS	WTR
		✓	✓		✓	✓										✓	✓

[1] Not available with extended stiles both.

IH/RH availability charts starting on page G•40.
IW/RW availability charts starting on page G•46.

135° CORNER INSIDE WALL, 30″, 33″, 36″, 39″, or 42″ HIGH

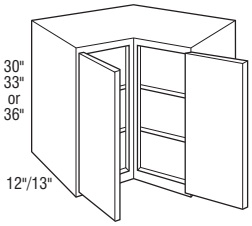

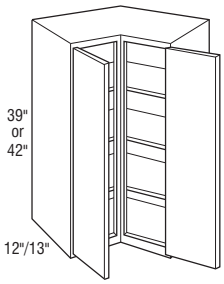

	Cubic Feet	1	2	3	4	5	6	7
W2130CIA	19.6	2484	2526	2665	2829	2945	3208	3471
W2430CIA	23.9	2676	2721	2871	3047	3172	3453	3734
W2730CIA	28.7	2868	2915	3075	3265	3399	3701	4003
W2133CIA	21.4	2676	2721	2871	3047	3172	3453	3734
W2433CIA	26.1	2868	2915	3075	3265	3399	3701	4003
W2733CIA	31.3	3058	3109	3280	3482	3624	3947	4270
W2136CIA	23.2	2868	2915	3075	3265	3399	3701	4003
W2436CIA	28.3	3058	3109	3280	3482	3624	3947	4270
W2736CIA	34.0	3248	3303	3485	3701	3851	4195	4539
W2139CIA	25.0	3058	3109	3280	3482	3624	3947	4270
W2439CIA	30.5	3248	3303	3485	3701	3851	4195	4539
W2739CIA	36.6	3440	3497	3690	3918	4078	4441	4804
W2142CIA	26.8	3248	3303	3485	3701	3851	4195	4539
W2442CIA	32.7	3440	3497	3690	3918	4078	4441	4804
W2742CIA	39.2	3631	3692	3895	4136	4306	4689	5072

Notes below apply to all products in section above:

- Doors are hinged on outside of frame.
- Adjustable shelf cannot be removed from cabinet.
- No leg changes allowed.
- Reduced depths available in 3″ increments to 9″.
- Increased depths available in 13″ deep, 15″ deep, 18″ deep, 21″ deep, and 24″ deep.

Model	A Dimension	B Dimension
W21(*)CIA	21″	16 1/16″
W24(*)CIA	24″	19 1/16″
W27(*)CIA	27″	22 1/16″

A indicates back width of cabinet and wall space
B indicates face frame width
(*) indicates height of cabinet

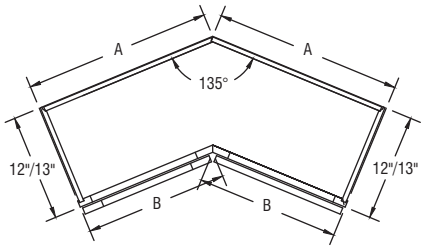

Top View

Door & Drawer Options

AF	AOMD	CC	CG	GAMD	HC	IFHG	MC	MD	MFO	PRMD	SHMD	SPLITDR	SPLITDRWS	TCG	TCP
			✓			✓		✓	✓	✓	✓				

End Panel Options

AUTH	CSFPE	EXBK	EXDN	FFD	FL/FR	FPE	INTGE	IPE
✓	✓		✓		✓	✓		

Custom Modification Options

ADD_SHLF	ADDTK	ADRW	BVR	CBO	CCO	CFNTO	CFRMO	CLIP	CND	CSDGBK	EX	EX_OL[1]	F.ALL	FBFL	FLUT[2]	FTK	ID	IH
			✓	✓	✓				✓	✓	✓	✓			✓		✓	

INVFRM	IW	LIGHT	MIP	OBRB	PFINBTMB	RD	RECTK	RH	ROSFLUT	RT	RW	STW	TD	TKP	TVR	WS	WTR
		✓	✓		✓	✓			✓							✓	✓

[1] Not available with extended stiles both.
[2] Not available with 6″ fluting.

Wall Message Center

WALL MESSAGE CENTER, 3″ WIDE, 30″, 33″, or 36″ HIGH, 12″ DEEP

storage SOLUTIONS

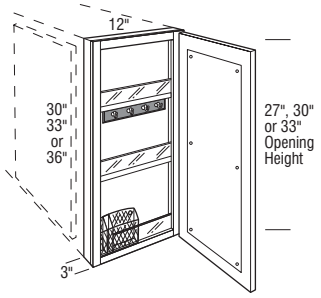

	Cubic Feet	1	2	3	4	5	6	7
WMC1230 L or R	1.4	1377	1443	1494	1575	1666	1822	1978
WMC1233 L or R	1.5	1537	1611	1666	1758	1861	2033	2205
WMC1236 L or R	1.6	1622	1700	1759	1855	1965	2147	2329

- Finished Flush Panel Ends standard.
- Two fixed shelves.
- Includes magnetic whiteboard on back of door, key hooks, pencil holder, and fixed plexi-glass fronted shelves.
- Door will open 90° without decorative hardware.
- Cabinet recommended to be hinged on wall side.
- For proper installation, adjacent cabinet must have flush ends or 3/32″ skin applied.
- Embellishments or overlay fillers can be used on side of cabinet to add a decorative touch.
- Some modifications will require a Special Increased Depth option to be selected.
- Increased Depths available in 1/4″ increments from 3 1/4″ to 30″.
- Not available on Inset and Beaded Inset styles.

Door & Drawer Options

AF	AOMD	CC	CG	GAMD	HC	IFHG	MC	MD	MFO	PRMD	SHMD	SPLITDR	SPLITDRWS	TCG	TCP
									✓						

End Panel Options

AUTH[1]	CSFPE	EXBK	EXDN	FFD	FL/FR	FPE	INTGE	IPE
✓	✓	✓	✓					

Custom Modification Options

ADD_SHLF	ADDTK	ADRW	BVR	CBO	CCO	CFNTO	CFRMO	CLIP	CND	CSDGBK	EX	EX_OL	F.ALL	FBFL	FLUT[2]	FTK[3]	ID	IH
		✓	✓	✓	✓	✓	✓		✓	✓	✓	✓			✓	✓	✓	

INVFRM	IW	LIGHT	MIP	OBRB	PFINBTMB	RD	RECTK	RH	ROSFLUT	RT	RW	STW	TD	TKP	TVR	WS	WTR
			✓	✓	✓				✓								✓

[1] Not available with authentic flush ends both.
[2] Not available with 6″ fluting.
[3] Not available with FTKAV and style B-L.

WALL MESSAGE CENTER, 3″ WIDE, 39″ or 42″ HIGH, 12″ DEEP

storage SOLUTIONS

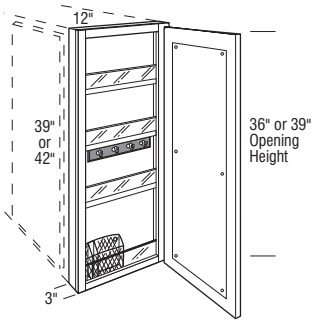

WMC1239 L or R	1.7	1707	1790	1851	1955	2067	2258	2449
WMC1242 L or R	1.9	1750	1832	1896	2001	2119	2315	2511

- Finished Flush Ends standard.
- Three fixed shelves.
- Includes magnetic whiteboard on back of door, key hooks, pencil holder, and fixed plexi-glass fronted shelves.
- Door will open 90° without decorative hardware.
- Cabinet recommended to be hinged on wall side.
- For proper installation, adjacent cabinet must have flush ends or 3/32″ skin applied.
- Embellishments or overlay fillers can be used on side of cabinet to add a decorative touch.
- Some modifications will require a Special Increased Depth option to be selected.
- Increased Depths available in 1/4″ increments from 3 1/4″ to 30″.
- Not available on Inset and Beaded Inset styles.

Door & Drawer Options

AF	AOMD	CC	CG	GAMD	HC	IFHG	MC	MD	MFO	PRMD	SHMD	SPLITDR	SPLITDRWS	TCG	TCP
									✓					✓	✓

End Panel Options

AUTH[1]	CSFPE	EXBK	EXDN	FFD	FL/FR	FPE	INTGE	IPE
✓	✓	✓	✓					

Custom Modification Options

ADD_SHLF	ADDTK	ADRW	BVR	CBO	CCO	CFNTO	CFRMO	CLIP	CND	CSDGBK	EX	EX_OL	F.ALL	FBFL	FLUT[2]	FTK[3]	ID	IH
		✓	✓	✓	✓	✓	✓		✓	✓	✓	✓			✓	✓	✓	

INVFRM	IW	LIGHT	MIP	OBRB	PFINBTMB	RD	RECTK	RH	ROSFLUT[4]	RT	RW	STW	TD	TKP	TVR	WS	WTR
			✓	✓	✓				✓								✓

[1] Not available with authentic flush ends both.
[2] Not available on 42″ high or with 6″ fluting.
[3] Not available with FTKAV and style B-L.
[4] Not available on 42″ high.

IH/RH availability charts starting on page G•40.
IW/RW availability charts starting on page G•46.

WALL ORGANIZER, 30″, 33″, or 36″ WIDE, 9″ HIGH

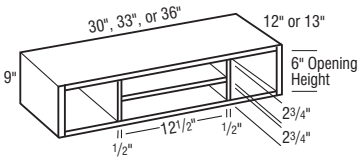

	Cubic Feet	1	2	3	4	5	6	7
WORG30	2.8	411	411	411	411	411	411	411
WORG33	3.0	432	432	432	432	432	432	432
WORG36	3.3	449	449	449	449	449	449	449

- Matching Interior standard.
- Inset and Beaded Inset Door Styles are a standard 13″ deep.
- Increased Depths available in 3″ increments from 15″ to 24″.
- Reduced Depths available in 3″ increments from 6″ to 9″.

Door & Drawer Options

AF	AOMD	CC	CG	GAMD	HC	IFHG	MC	MD	MFO	PRMD	SHMD	SPLITDR	SPLITDRWS	TCG	TCP

End Panel Options

AUTH	CSFPE	EXBK	EXDN	FFD	FL/FR	FPE	INTGE	IPE
	✓	✓	✓			✓		

Custom Modification Options

ADD_SHLF	ADDTK	ADRW	BVR	CBO	CCO	CFNTO	CFRMO	CLIP	CND	CSDGBK	EX	EX_OL[1]	F.ALL	FBFL	FLUT[2]	FTK	ID	IH
			✓				✓			✓	✓	✓			✓		✓	

INVFRM	IW	LIGHT	MIP	OBRB	PFINBTMB	RD	RECTK	RH	ROSFLUT	RT	RW	STW	TD	TKP	TVR	WS	WTR
						✓			✓							✓	✓

[1] Not available with extended stiles both.
[2] Not available with 6″ fluting.

FLOATING SHELF, 2 1/2″ HIGH, 10″ DEEP

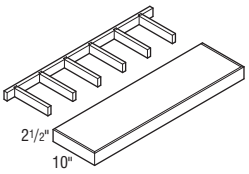

		1	2	3	4	5	6	7
FS24	0.8	650	650	650	650	650	650	650
FS30	1.0	737	737	737	737	737	737	737
FS36	1.2	827	827	827	827	827	827	827
FS42	1.4	915	915	915	915	915	915	915
FS48	1.6	1003	1003	1003	1003	1003	1003	1003
FS54	1.8	1092	1092	1092	1092	1092	1092	1092
FS60	2.0	1181	1181	1181	1181	1181	1181	1181

- Shelf is finished on all sides except the back edges.
- Installation instructions included.
- Weight capacity is 15 lbs. per linear foot of width.
- Edge will be a #12 profile.
- Increased Depths available in 1/4″ increments from 10 1/4″ to 12″.
- Reduced Depths available in 1/4″ increments from 6″ to 9 3/4″.

Door & Drawer Options

AF	AOMD	CC	CG	GAMD	HC	IFHG	MC	MD	MFO	PRMD	SHMD	SPLITDR	SPLITDRWS	TCG	TCP

End Panel Options

AUTH	CSFPE	EXBK	EXDN	FFD	FL/FR	FPE	INTGE	IPE

Custom Modification Options

ADD_SHLF	ADDTK	ADRW	BVR	CBO	CCO	CFNTO	CFRMO	CLIP	CND	CSDGBK	EX	EX_OL	F.ALL	FBFL	FLUT	FTK	ID	IH
																	✓	

INVFRM	IW[1]	LIGHT	MIP	OBRB	PFINBTMB	RD	RECTK	RH	ROSFLUT	RT	RW	STW	TD	TKP	TVR	WS	WTR
	✓					✓											

[1] Not available on 60″ wide.

Wall Organizer and Bookshelf & Wall Cabinet with Wine Rack

WALL ORGANIZER and BOOKSHELF, 36″ HIGH

storage SOLUTIONS

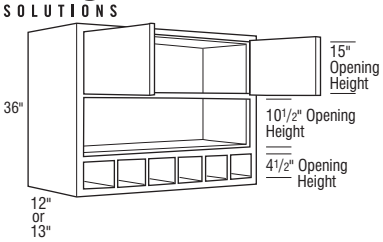

	Cubic Feet	1	2	3	4	5	6	7
WOBS2436 (4 openings)	8.0	1854	1902	1972	2081	2192	2396	2600
WOBS3036 (5 openings)	9.9	1930	2026	2098	2208	2329	2544	2759
WOBS3636 (6 openings)	11.8	2126	2232	2306	2437	2569	2809	3049

- Matching Interior standard.
- Change of configuration in organizer section not available.
- Inset and Beaded Inset Door Styles are a standard 13″ deep.
- Full Overlay Styles:
  - Increased Depths available in 1/4″ increments from 12 1/4″ to 30″.
  - Reduced Depths available in 1/4″ increments from 6″ to 11 3/4″.
- Inset and Beaded Inset Styles:
  - Increased Depths available in 1/4″ increments from 13 1/4″ to 30″.
  - Reduced Depths available in 1/4″ increments from 6″ to 12 3/4″.
- Increased Heights modification will increase the height of the upper cabinet section. The bottom section will retain its original height.

Door & Drawer Options

AF	AOMD	CC	CG	GAMD	HC	IFHG	MC	MD	MFO	PRMD[1]	SHMD	SPLITDR	SPLITDRWS	TCG	TCP
✓			✓	✓		✓		✓	✓	✓		✓			

End Panel Options

AUTH	CSFPE	EXBK	EXDN	FFD	FL/FR	FPE	INTGE	IPE
✓	✓	✓	✓		✓	✓		

Custom Modification Options

ADD_SHLF	ADDTK	ADRW	BVR	CBO	CCO	CFNTO	CFRMO	CLIP	CND	CSDGBK	EX	EX_OL	F.ALL	FBFL	FLUT[2]	FTK	ID	IH
✓		✓	✓	✓		✓			✓	✓	✓	✓			✓	✓	✓	✓

INVFRM	IW	LIGHT	MIP	OBRB	PFINBTMB	RD	RECTK	RH	ROSFLUT	RT	RW[1]	STW	TD	TKP	TVR	WS	WTR
	✓			✓	✓	✓			✓	✓	✓		✓		✓	✓	✓

[1] Not available on 24″ wide.
[2] Not available with 6″ fluting.
[3] Not available on 24″ or 36″ wide.

WALL CABINET with WINE RACK, 30″ HIGH

storage SOLUTIONS

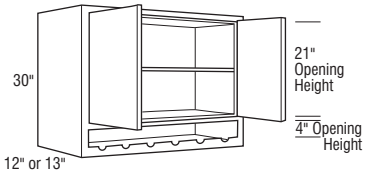

		1	2	3	4	5	6	7
WWR2430 (4 openings)	6.7	1781	1867	1921	2030	2119	2316	2513
WWR3030 (5 openings)	8.3	1820	1907	1975	2086	2163	2363	2563
WWR3630 (6 openings)	9.9	1956	2045	2115	2233	2372	2591	2810

- Matching Interior and Flush Bottom standard.
- One adjustable and one fixed shelf.
- Reveal under these models is less than the standard wall cabinet reveal. This may interfere with installation of cabinets/accessories to the bottom of the cabinet.
- Inset and Beaded Inset Door Styles are a standard 13″ deep.
- Full Overlay Styles:
  - Increased Depths available in 1/4″ increments from 12 1/4″ to 30″.
  - Reduced Depths available in 1/4″ increments from 6″ to 11 3/4″.
- Inset and Beaded Inset Styles:
  - Increased Depths available in 1/4″ increments from 13 1/4″ to 30″.
  - Reduced Depths available in 1/4″ increments from 6″ to 12 3/4″.
- Increased Heights modification will increase the height of the upper cabinet section. The bottom section will retain its original height.

Door & Drawer Options

AF	AOMD	CC	CG	GAMD	HC	IFHG	MC	MD	MFO	PRMD[1]	SHMD	SPLITDR	SPLITDRWS	TCG	TCP
✓			✓	✓		✓		✓	✓	✓		✓			

End Panel Options

AUTH	CSFPE	EXBK	EXDN	FFD	FL/FR	FPE	INTGE	IPE
✓	✓	✓	✓		✓	✓		

Custom Modification Options

ADD_SHLF	ADDTK	ADRW	BVR	CBO	CCO	CFNTO	CFRMO	CLIP	CND	CSDGBK	EX	EX_OL	F.ALL	FBFL	FLUT[2]	FTK	ID	IH
✓			✓	✓	✓	✓				✓	✓	✓			✓	✓	✓	✓

INVFRM	IW	LIGHT	MIP	OBRB	PFINBTMB	RD	RECTK	RH	ROSFLUT[3]	RT	RW	STW	TD	TKP	TVR	WS	WTR
				✓		✓			✓	✓			✓		✓	✓	✓

[1] Not available on 24″ wide.
[2] Not available with fluting both or 6″ fluting.
[3] Not available with fluting both.

IH/RH availability charts starting on page G•40.
IW/RW availability charts starting on page G•46.

WALL WINE RACK, 15″, 18″, 30″, or 36″ HIGH

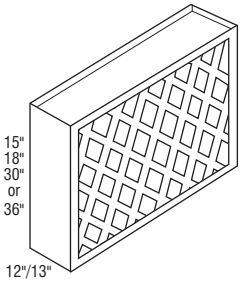

	Cubic Feet	1	2	3	4	5	6	7
WNR3015	4.4	897	897	897	897	897	897	897
WNR3315	4.8	986	986	986	986	986	986	986
WNR3615	5.2	1075	1075	1075	1075	1075	1075	1075
WNR3018	5.2	1075	1075	1075	1075	1075	1075	1075
WNR3318	5.6	1185	1185	1185	1185	1185	1185	1185
WNR3618	6.1	1291	1291	1291	1291	1291	1291	1291
WNR1530	4.4	1021	1021	1021	1021	1021	1021	1021
WNR1830	5.2	1075	1075	1075	1075	1075	1075	1075
WNR2130	5.9	1255	1255	1255	1255	1255	1255	1255
WNR2430	6.7	1433	1433	1433	1433	1433	1433	1433
WNR3630	9.9	2150	2150	2150	2150	2150	2150	2150
WNR1836	6.1	1291	1291	1291	1291	1291	1291	1291
WNR2436	8.0	1721	1721	1721	1721	1721	1721	1721

- Matching Interior standard.
- Size of openings is 4″W x 4″H; number of openings varies with size of unit.
- Inset and Beaded Inset Door Styles are a standard 13″ deep.
- If ordered with Hewn Technique, will not feature sand-through characteristics.

Model	Sections
WNR3015	10
WNR3315	14
WNR3615	14
WNR3018	10
WNR3318	14
WNR3618	14
WNR1530	10
WNR1830	10
WNR2130	18
WNR2430	18
WNR3630	32
WNR1836	14
WNR2436	22

Door & Drawer Options

AF	AOMD	CC	CG	GAMD	HC	IFHG	MC	MD	MFO	PRMD	SHMD	SPLITDR	SPLITDRWS	TCG	TCP

End Panel Options

AUTH	CSFPE	EXBK	EXDN	FFD	FL/FR	FPE	INTGE	IPE
✓	✓	✓	✓		✓	✓		

Custom Modification Options

ADD_SHLF	ADDTK	ADRW	BVR	CBO	CCO	CFNTO	CFRMO	CLIP	CND	CSDGBK	EX	EX_OL	F.ALL	FBFL	FLUT[1]	FTK	ID	IH
		✓	✓							✓	✓	✓			✓	✓		

INVFRM	IW	LIGHT	MIP	OBRB	PFINBTMB	RD	RECTK	RH	ROSFLUT	RT	RW	STW	TD	TKP	TVR	WS	WTR
				✓		✓			✓							✓	✓

[1] Not available with 6″ fluting.

Wall Wine Storage Cabinets

WALL WINE STORAGE CABINET, 12″, 15″, 18″, 21″, or 24″ HIGH

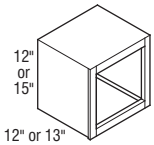

(Left Shown)

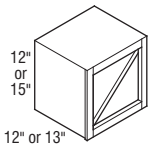

(Right Shown)

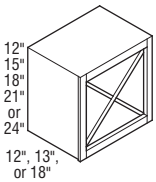

	Cubic Feet	1	2	3	4	5	6	7
WSC121212 L or R	1.5	892	892	892	892	892	892	892
WSC151512 L or R	2.2	966	966	966	966	966	966	966

- Specify L or R angle.

WSC121212	1.5	931	931	931	931	931	931	931
WSC151512	2.2	1005	1005	1005	1005	1005	1005	1005
WSC181812	3.1	1025	1025	1025	1025	1025	1025	1025
WSC212112	4.2	1123	1123	1123	1123	1123	1123	1123
WSC242412	5.3	1193	1193	1193	1193	1193	1193	1193
WSC181818	4.3	1168	1168	1168	1168	1168	1168	1168

Notes below apply to all products in section above:

- Matching Interior standard.
- Wine bottle quantities based on a wine bottle diameter of 3 1/2″.
- Inset and Beaded Inset Door Styles are a standard 13″ deep.
- “X” shelf configuration cannot be removed.
- If ordered with Heirloom Technique, will not feature sand-through characteristics.
- Full Overlay Styles:
  - Increased Depths available in 1/4″ increments from 12 1/4″ to 18″.
- Inset and Beaded Inset Styles:
  - Increased Depths available in 1/4″ increments from 13 1/4″ to 18″.
  - Reduced Depths available in 1/4″ increments from 12″ to 12 3/4″.

Model	# Openings	# Wine Bottles
WSC121212 L or R	2	4
WSC151512 L or R	2	9
WSC121212	4	4
WSC151512	4	6
WSC181812	4	12
WSC212112	4	16
WSC242412	4	24
WSC181818	4	12

Door & Drawer Options

AF	AOMD	CC	CG	GAMD	HC	IFHG	MC	MD	MFO	PRMD	SHMD	SPLITDR	SPLITDRWS	TCG	TCP

End Panel Options

AUTH	CSFPE	EXBK	EXDN	FFD	FL/FR	FPE	INTGE	IPE
✓	✓	✓	✓		✓	✓		

Custom Modification Options

ADD_SHLF	ADDTK	ADRW	BVR	CBO	CCO	CFNTO	CFRMO	CLIP	CND	CSDGBK	EX	EX_OL	F.ALL	FBFL	FLUT[1]	FTK	ID[2]	IH
			✓							✓	✓	✓			✓	✓	✓	

INVFRM	IW	LIGHT	MIP	OBRB	PFINBTMB	RD	RECTK	RH	ROSFLUT[3]	RT	RW	STW	TD	TKP	TVR	WS	WTR
				✓	✓				✓							✓	✓

[1] Not available with fluting both or 6″ fluting.
[2] Not available on 18″ deep.
[3] Not available with fluting both.

IH/RH availability charts starting on page G•40.
IW/RW availability charts starting on page G•46.

WALL CHINA DISPLAY, 15″ HIGH

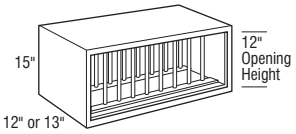

Model	# of Plates
WCD2415	8
WCD3015	10
WCD3615	12

	Cubic Feet	1		2		3		4		5		6		7	
WCD2415	3.5	1630		1630		1630		1630		1630		1630		1630	
WCD3015	4.4	1759		1759		1759		1759		1759		1759		1759	
WCD3615	5.2	1873		1873		1873		1873		1873		1873		1873	

- Matching Interior standard.
- Not available built as one unit with other wall cabinets.
- Inset and Beaded Inset Door Styles are a standard 13″ deep.
- Full Overlay Styles:
  - Increased Depths available in 1/4″ increments from 12 1/4″ to 30″.
  - Reduced Depths available in 1/4″ increments from 6″ to 11 3/4″.
- Inset and Beaded Inset Styles:
  - Increased Depths available in 1/4″ increments from 13 1/4″ to 30″.
  - Reduced Depths available in 1/4″ increments from 6″ to 12 3/4″.

Door & Drawer Options

AF	AOMD	CC	CG	GAMD	HC	IFHG	MC	MD	MFO	PRMD	SHMD	SPLITDR	SPLITDRWS	TCG	TCP

End Panel Options

AUTH	CSFPE	EXBK	EXDN	FFD	FL/FR	FPE	INTGE	IPE
✓	✓	✓	✓	✓	✓	✓		

Custom Modification Options

ADD_SHLF	ADDTK	ADRW	BVR	CBO	CCO	CFNTO	CFRMO	CLIP	CND	CSDGBK	EX	EX_OL	F.ALL	FBFL	FLUT[1]	FTK	ID	IH
		✓	✓							✓	✓	✓			✓	✓	✓	

INVFRM	IW	LIGHT	MIP	OBRB	PFINBTMB	RD	RECTK	RH	ROSFLUT	RT	RW[2]	STW	TD	TKP	TVR	WS	WTR
				✓	✓	✓			✓		✓					✓	✓

[1] Not available with 6″ fluting.
[2] Not available on 24″ wide.

Wine Cubes

WINE CUBE HORIZONTAL, 6″ HIGH

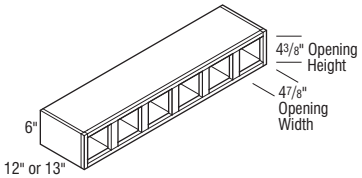

W636

	Cubic Feet	1	2	3	4	5	6	7
W618 (3 openings)	1.2	515	515	515	515	515	515	515
W624 (4 openings)	1.6	598	598	598	598	598	598	598
W630 (5 openings)	1.9	685	685	685	685	685	685	685
W636 (6 openings)	2.3	766	766	766	766	766	766	766
W642 (7 openings)	2.7	856	856	856	856	856	856	856

- Available as separate unit only.
- Inset Door Styles are standard 13″ deep. Beaded Inset not available.
- Increased Depths available in 1/4″ increments from 12 1/4″ to 24″.
- Matching Interior, Finished Ends, and Flush Panel Ends are standard.

Door & Drawer Options

AF	AOMD	CC	CG	GAMD	HC	IFHG	MC	MD	MFO	PRMD	SHMD	SPLITDR	SPLITDRWS	TCG	TCP

End Panel Options

AUTH	CSFPE	EXBK	EXDN	FFD	FL/FR	FPE	INTGE	IPE
		✓						

Custom Modification Options

ADD_SHLF	ADDTK	ADRW	BVR	CBO	CCO	CFNTO	CFRMO	CLIP	CND	CSDGBK	EX	EX_OL	F.ALL	FBFL	FLUT	FTK	ID	IH

INVFRM	IW	LIGHT	MIP	OBRB	PFINBTMB	RD	RECTK	RH	ROSFLUT	RT	RW	STW	TD	TKP	TVR	WS	WTR

WINE CUBE VERTICAL, 6″ WIDE

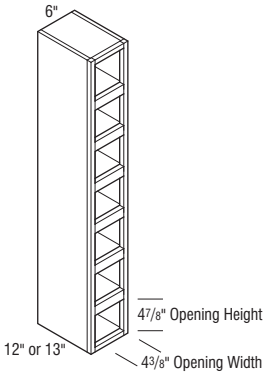

WCV42

WCV18 (3 openings)	1.2	515	515	515	515	515	515	515

- Reduced Heights available in 6″ increments to 12″.

WCV24 (4 openings)	1.6	598	598	598	598	598	598	598
WCV30 (5 openings)	1.9	685	685	685	685	685	685	685
WCV36 (6 openings)	2.3	766	766	766	766	766	766	766
WCV42 (7 openings)	2.7	856	856	856	856	856	856	856

Notes below apply to all products in section above:
- Available as separate unit only.
- Inset Door Styles are standard 13″ deep. Beaded Inset not available.
- Matching Interior standard.
- Finished or Flush Panel Ends must be specified if required.

Door & Drawer Options

AF	AOMD	CC	CG	GAMD	HC	IFHG	MC	MD	MFO	PRMD	SHMD	SPLITDR	SPLITDRWS	TCG	TCP

End Panel Options

AUTH	CSFPE	EXBK	EXDN	FFD	FL/FR	FPE	INTGE	IPE
		✓						

Custom Modification Options

ADD_SHLF	ADDTK	ADRW	BVR	CBO	CCO	CFNTO	CFRMO	CLIP	CND	CSDGBK	EX	EX_OL	F.ALL	FBFL	FLUT	FTK	ID	IH

INVFRM	IW	LIGHT	MIP	OBRB	PFINBTMB	RD	RECTK	RH	ROSFLUT	RT	RW	STW	TD	TKP	TVR	WS	WTR

IH/RH availability charts starting on page G•40.
IW/RW availability charts starting on page G•46.

WALL SPICE DRAWER HORIZONTAL, 6″ HIGH

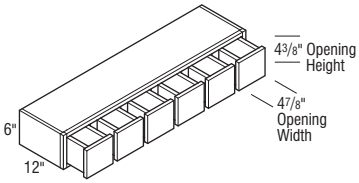

WSD36

	Cubic Feet	1	2	3	4	5	6	7
WSD18 (3 drawers)	1.2	867	867	867	867	867	867	867
WSD24 (4 drawers)	1.6	1071	1071	1071	1071	1071	1071	1071
WSD30 (5 drawers)	1.9	1280	1280	1280	1280	1280	1280	1280
WSD36 (6 drawers)	2.3	1484	1484	1484	1484	1484	1484	1484
WSD42 (7 drawers)	2.7	1688	1688	1688	1688	1688	1688	1688

- Matching Interior, Finished Ends, and Flush Panel Ends are standard.
- Not available on Inset and Beaded Inset styles.

Door & Drawer Options

AF	AOMD	CC	CG	GAMD	HC	IFHG	MC	MD	MFO	PRMD	SHMD	SPLITDR	SPLITDRWS	TCG	TCP

End Panel Options

AUTH	CSFPE	EXBK[1]	EXDN	FFD	FL/FR	FPE	INTGE	IPE
		✓						

Custom Modification Options

ADD_SHLF	ADDTK	ADRW	BVR	CBO	CCO	CFNTO	CFRMO	CLIP	CND	CSDGBK	EX	EX_OL	F.ALL	FBFL	FLUT	FTK	ID	IH

INVFRM	IW	LIGHT	MIP	OBRB	PFINBTMB	RD	RECTK	RH	ROSFLUT	RT	RW[2]	STW	TD	TKP	TVR	WS	WTR
											✓					✓	

[1] Not available on end extended back left.
[2] Only available on 18″ wide.

WALL SPICE DRAWER VERTICAL, 6″ WIDE

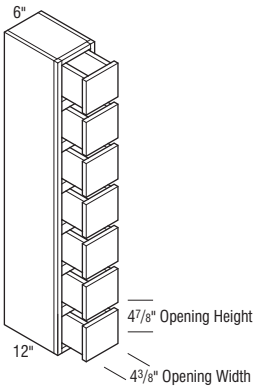

WSDV42

WSDV18 (3 drawers)	1.2	867	867	867	867	867	867	867

- Reduced Heights available in 6″ increments to 12″.

WSDV24 (4 drawers)	1.6	1071	1071	1071	1071	1071	1071	1071
WSDV30 (5 drawers)	1.9	1280	1280	1280	1280	1280	1280	1280
WSDV36 (6 drawers)	2.3	1484	1484	1484	1484	1484	1484	1484
WSDV42 (7 drawers)	2.7	1688	1688	1688	1688	1688	1688	1688

Notes below apply to all products in section above:
- Not available on Inset and Beaded Inset styles.
- Matching Interior standard.
- Finished or Flush Panel Ends must be specified if required.

Door & Drawer Options

AF	AOMD	CC	CG	GAMD	HC	IFHG	MC	MD	MFO	PRMD	SHMD	SPLITDR	SPLITDRWS	TCG	TCP

End Panel Options

AUTH	CSFPE	EXBK[1]	EXDN	FFD	FL/FR	FPE	INTGE	IPE
		✓						

Custom Modification Options

ADD_SHLF	ADDTK	ADRW	BVR	CBO	CCO	CFNTO	CFRMO	CLIP	CND	CSDGBK	EX	EX_OL	F.ALL	FBFL	FLUT	FTK	ID	IH

INVFRM	IW	LIGHT	MIP	OBRB	PFINBTMB	RD	RECTK	RH	ROSFLUT	RT	RW	STW	TD	TKP	TVR	WS	WTR
																✓	

[1] Not available on end extended back left.

Wall Quarter Round End Shelves

WALL QUARTER ROUND END SHELF, 30″, 33″, 36″, 39″, 42″, 45″, or 48″ HIGH

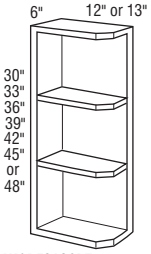

WQRES630RT
(Left angle shown)

	Cubic Feet	1	2	3	4	5	6	7
WQRES630RT	2.0	852	852	852	852	852	852	852
• Four fixed shelves including top/bottom. • Reduced Heights available in 1/4″ increments from 18″ to 29 3/4″. • Increased Heights available in 1/4″ increments from 30 1/4″ to 32 3/4″.								
WQRES633RT	2.2	900	900	900	900	900	900	900
• Four fixed shelves including top/bottom. • Increased Heights available in 1/4″ increments from 33 1/4″ to 35 3/4″.								
WQRES636RT	2.4	948	948	948	948	948	948	948
• Four fixed shelves including top/bottom. • Increased Heights available in 1/4″ increments from 36 1/4″ to 38 3/4″.								
WQRES639RT	2.6	997	997	997	997	997	997	997
• Four fixed shelves including top/bottom. • Increased Heights available in 1/4″ increments from 39 1/4″ to 44 3/4″.								
WQRES642RT	2.7	1045	1045	1045	1045	1045	1045	1045
• Five fixed shelves including top/bottom. • Increased Heights available in 1/4″ increments from 42 1/4″ to 47 3/4″.								
WQRES645RT	3.0	1092	1092	1092	1092	1092	1092	1092
• Five fixed shelves including top/bottom. • Increased Heights available in 1/4″ increments from 45 1/4″ to 47 3/4″.								
WQRES648RT	3.2	1141	1141	1141	1141	1141	1141	1141
• Five fixed shelves including top/bottom.								

Notes below apply to all products in section above:

- 3/4″ thick back and side.
- Inset and Beaded Inset Door Styles are a standard 13″ deep.
- Increased Depths available in 1/4″ increments to 18″.
- Reduced Depths available in 1/4″ increments to 9″.

Door & Drawer Options

AF	AOMD	CC	CG	GAMD	HC	IFHG	MC	MD	MFO	PRMD	SHMD	SPLITDR	SPLITDRWS	TCG	TCP

End Panel Options

AUTH	CSFPE	EXBK	EXDN	FFD	FL/FR	FPE	INTGE	IPE
		✓						

Custom Modification Options

ADD_SHLF	ADDTK	ADRW	BVR	CBO	CCO	CFNTO	CFRMO	CLIP	CND	CSDGBK	EX	EX_OL	F.ALL	FBFL	FLUT	FTK	ID	IH[1]
																	✓	✓

INVFRM	IW	LIGHT	MIP	OBRB	PFINBTMB	RD	RECTK	RH[2]	ROSFLUT	RT	RW	STW	TD	TKP	TVR	WS	WTR
	✓					✓		✓			✓					✓	

[1] Not available on 48″ high.
[2] Only available on 30″ high.

IH/RH availability charts starting on page G•40.
IW/RW availability charts starting on page G•46.

WALL QUARTER ROUND END SHELF, SQUARE TOP and CLIPPED BOTTOM SHELVES, 30″, 33″, 36″, 39″, 42″, 45″, or 48″ HIGH

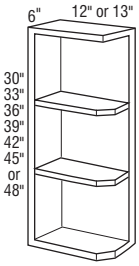

	Cubic Feet	1	2	3	4	5	6	7
WQRES630ST L or R	2.0	897	897	897	897	897	897	897
WQRES633ST L or R	2.2	946	946	946	946	946	946	946
WQRES636ST L or R	2.4	993	993	993	993	993	993	993
WQRES639ST L or R	2.6	1042	1042	1042	1042	1042	1042	1042
WQRES642ST L or R	2.7	1089	1089	1089	1089	1089	1089	1089
WQRES645ST L or R	3.0	1136	1136	1136	1136	1136	1136	1136
WQRES648ST L or R	3.2	1185	1185	1185	1185	1185	1185	1185

- L or R denotes square top placement.
- 30″, 33″, and 36″ high have four fixed shelves including top/bottom.
- 39″, 42″, 45″, and 48″ high have five fixed shelves including top/bottom.
- 3/4″ thick back and side.
- Solid-wood construction.

Door & Drawer Options

AF	AOMD	CC	CG	GAMD	HC	IFHG	MC	MD	MFO	PRMD	SHMD	SPLITDR	SPLITDRWS	TCG	TCP

End Panel Options

AUTH	CSFPE	EXBK	EXDN	FFD	FL/FR	FPE	INTGE	IPE
		✓						

Custom Modification Options

ADD_SHLF	ADDTK	ADRW	BVR	CBO	CCO	CFNTO	CFRMO	CLIP	CND	CSDGBK	EX	EX_OL	F.ALL	FBFL	FLUT	FTK	ID	IH[1]
																	✓	✓

INVFRM	IW	LIGHT	MIP	OBRB	PFINBTMB	RD	RECTK	RH[2]	ROSFLUT	RT	RW	STW	TD	TKP	TVR	WS	WTR
	✓					✓		✓			✓						

[1] Not available on 48″ high.
[2] Only available on 30″ high.

WALL QUARTER ROUND END SHELF, SQUARE SHELVES, 30″, 33″, 36″, 39″, 42″, 45″, or 48″ HIGH

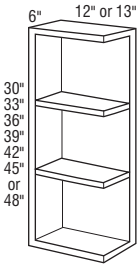

WQRES630STSB	2.0	897	897	897	897	897	897	897
WQRES633STSB	2.2	946	946	946	946	946	946	946
WQRES636STSB	2.4	993	993	993	993	993	993	993
WQRES639STSB	2.6	1042	1042	1042	1042	1042	1042	1042
WQRES642STSB	2.7	1089	1089	1089	1089	1089	1089	1089
WQRES645STSB	3.0	1136	1136	1136	1136	1136	1136	1136
WQRES648STSB	3.2	1185	1185	1185	1185	1185	1185	1185

- 30″, 33″, and 36″ high have four fixed shelves including top/bottom.
- 39″, 42″, 45″, and 48″ high have five fixed shelves including top/bottom.
- 3/4″ thick back and side.
- Solid-wood construction.
- All shelves are square.

Door & Drawer Options

AF	AOMD	CC	CG	GAMD	HC	IFHG	MC	MD	MFO	PRMD	SHMD	SPLITDR	SPLITDRWS	TCG	TCP

End Panel Options

AUTH	CSFPE	EXBK	EXDN	FFD	FL/FR	FPE	INTGE	IPE
		✓						

Custom Modification Options

ADD_SHLF	ADDTK	ADRW	BVR	CBO	CCO	CFNTO	CFRMO	CLIP	CND	CSDGBK	EX	EX_OL	F.ALL	FBFL	FLUT	FTK	ID	IH[1]
																	✓	✓

INVFRM	IW	LIGHT	MIP	OBRB	PFINBTMB	RD	RECTK	RH[2]	ROSFLUT	RT	RW	STW	TD	TKP	TVR	WS	WTR
	✓					✓		✓			✓						

[1] Not available on 48″ high.
[2] Only available on 30″ high.

Wall Quarter Round End Shelves

WALL QUARTER ROUND END SHELF, 12″ RADIUS, CLIPPED SHELVES, 30″, 33″, 36″, 39″, 42″, 45″, or 48″ HIGH

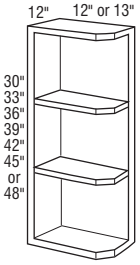

	Cubic Feet	1	2	3	4	5	6	7
WQRES1230RT	2.0	982	982	982	982	982	982	982
WQRES1233RT	2.2	982	982	982	982	982	982	982
WQRES1236RT	2.4	1078	1078	1078	1078	1078	1078	1078
WQRES1239RT	2.6	1078	1078	1078	1078	1078	1078	1078
WQRES1242RT	2.7	1174	1174	1174	1174	1174	1174	1174
WQRES1245RT	3.0	1221	1221	1221	1221	1221	1221	1221
WQRES1248RT	3.2	1269	1269	1269	1269	1269	1269	1269

- 30″, 33″, and 36″ high have four fixed shelves including top/bottom.
- 39″, 42″, 45″, and 48″ high have five fixed shelves including top/bottom.
- 3/4″ thick back and side.
- Solid-wood construction.

Door & Drawer Options

AF	AOMD	CC	CG	GAMD	HC	IFHG	MC	MD	MFO	PRMD	SHMD	SPLITDR	SPLITDRWS	TCG	TCP

End Panel Options

AUTH	CSFPE	EXBK	EXDN	FFD	FL/FR	FPE	INTGE	IPE
		✓						

Custom Modification Options

ADD_SHLF	ADDTK	ADRW	BVR	CBO	CCO	CFNTO	CFRMO	CLIP	CND	CSDGBK	EX	EX_OL	F.ALL	FBFL	FLUT	FTK	ID	IH[1]
																	✓	✓

INVFRM	IW	LIGHT	MIP	OBRB	PFINBTMB	RD	RECTK	RH[2]	ROSFLUT	RT	RW	RTW	TD	TKP	TVR	WS	WTR
						✓		✓									

[1] Not available on 48″ high.
[2] Only available on 30″ high.

WALL QUARTER ROUND END SHELF, 12″ RADIUS, SQUARE TOP and CLIPPED BOTTOM SHELVES, 30″, 33″, 36″, 39″, 42″, 45″, or 48″ HIGH

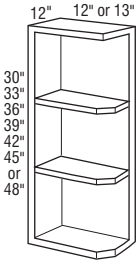

WQRES1230ST L or R	2.0	1027	1027	1027	1027	1027	1027	1027
WQRES1233ST L or R	2.2	1074	1074	1074	1074	1074	1074	1074
WQRES1236ST L or R	2.4	1122	1122	1122	1122	1122	1122	1122
WQRES1239ST L or R	2.6	1170	1170	1170	1170	1170	1170	1170
WQRES1242ST L or R	2.7	1217	1217	1217	1217	1217	1217	1217
WQRES1245ST L or R	3.0	1266	1266	1266	1266	1266	1266	1266
WQRES1248ST L or R	3.2	1314	1314	1314	1314	1314	1314	1314

- L or R denotes square top placement.
- 30″, 33″, and 36″ high have four fixed shelves including top/bottom.
- 39,″ 42″, 45″, and 48″ high have five fixed shelves including top/bottom.
- 3/4″ thick back and side.
- Solid-wood construction.

Door & Drawer Options

AF	AOMD	CC	CG	GAMD	HC	IFHG	MC	MD	MFO	PRMD	SHMD	SPLITDR	SPLITDRWS	TCG	TCP

End Panel Options

AUTH	CSFPE	EXBK	EXDN	FFD	FL/FR	FPE	INTGE	IPE
		✓						

Custom Modification Options

ADD_SHLF	ADDTK	ADRW	BVR	CBO	CCO	CFNTO	CFRMO	CLIP	CND	CSDGBK	EX	EX_OL	F.ALL	FBFL	FLUT	FTK	ID	IH[1]
																	✓	✓

INVFRM	IW	LIGHT	MIP	OBRB	PFINBTMB	RD	RECTK	RH[2]	ROSFLUT	RT	RW	STW	TD	TKP	TVR	WS	WTR
						✓		✓									

[1] Not available on 48″ high.
[2] Only available on 30″ high.

IH/RH availability charts starting on page G•40.
IW/RW availability charts starting on page G•46.

WALL QUARTER ROUND END SHELF, 12″, SQUARE SHELVES, 30″, 33″, 36″, 39″, 42″, 45″, or 48″ HIGH

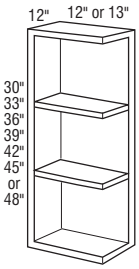

	Cubic Feet	1	2	3	4	5	6	7
WQRES1230STSB	2.0	1027	1027	1027	1027	1027	1027	1027
WQRES1233STSB	2.2	1074	1074	1074	1074	1074	1074	1074
WQRES1236STSB	2.4	1122	1122	1122	1122	1122	1122	1122
WQRES1239STSB	2.6	1170	1170	1170	1170	1170	1170	1170
WQRES1242STSB	2.7	1217	1217	1217	1217	1217	1217	1217
WQRES1245STSB	3.0	1266	1266	1266	1266	1266	1266	1266
WQRES1248STSB	3.2	1314	1314	1314	1314	1314	1314	1314

- 30″, 33″, and 36″ high have four fixed shelves including top/bottom.
- 39″, 42″, 45″, and 48″ high have five fixed shelves including top/bottom.
- 3/4″ thick back and side.
- Solid-wood construction.

Door & Drawer Options

AF	AOMD	CC	CG	GAMD	HC	IFHG	MC	MD	MFO	PRMD	SHMD	SPLITDR	SPLITDRWS	TCG	TCP

End Panel Options

AUTH	CSFPE	EXBK	EXDN	FFD	FL/FR	FPE	INTGE	IPE
		✓						

Custom Modification Options

ADD_SHLF	ADDTK	ADRW	BVR	CBO	CCO	CFNTO	CFRMO	CLIP	CND	CSDGBK	EX	EX_OL	F.ALL	FBFL	FLUT	FTK	ID	IH[1]
																	✓	✓

INVFRM	IW	LIGHT	MIP	OBRB	PFINBTMB	RD	RECTK	RH[2]	ROSFLUT	RT	RW	RTW	TD	TKP	TVR	WS	WTR
						✓		✓									

[1] Not available on 48″ high.
[2] Only available on 30″ high.

WALL SPICE PULL-OUT CABINET, 30″, 33″, 36″, 39″, or 42″ HIGH

storage SOLUTIONS

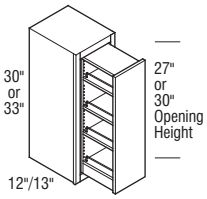

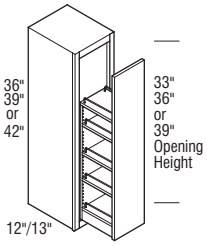

		1	2	3	4	5	6	7
WSP930	2.8	1381	1448	1499	1582	1676	1828	1980
WSP1230	3.6	1463	1534	1587	1676	1775	1935	2095
WSP933	3.0	1575	1650	1708	1799	1907	2086	2265
WSP1233	3.9	1701	1784	1848	1948	2064	2250	2436
WSP936	3.3	1662	1746	1805	1902	2018	2204	2390
WSP1236	4.2	1784	1868	1935	2041	2161	2362	2563
WSP939	3.6	1780	1865	1930	2035	2156	2353	2550
WSP1239	4.6	1887	1976	2045	2156	2286	2494	2702
WSP942	3.8	1893	1984	2052	2163	2294	2505	2716
WSP1242	4.9	2014	2107	2184	2300	2437	2664	2891

Notes below apply to all products in section above:

- Includes adjustable shelves.
- Pull-out features Smart Stop.

Door & Drawer Options

AF	AOMD	CC	CG	GAMD	HC	IFHG	MC	MD	MFO	PRMD	SHMD	SPLITDR	SPLITDRWS	TCG	TCP
									✓						

End Panel Options

AUTH	CSFPE	EXBK	EXDN	FFD	FL/FR	FPE	INTGE	IPE
✓	✓	✓	✓		✓	✓	✓	✓

Custom Modification Options

ADD_SHLF	ADDTK	ADRW	BVR	CBO[1]	CCO[2]	CFNTO	CFRMO	CLIP	CND	CSDGBK	EX	EX_OL	F.ALL	FBFL	FLUT[3]	FTK[4]	ID	IH
		✓	✓	✓	✓					✓	✓	✓			✓	✓		

INVFRM	IW	LIGHT	MIP	OBRB	PFINBTMB	RD	RECTK	RH	ROSFLUT[5]	RT	RW	STW	TD	TKP	TVR	WS	WTR
			✓	✓	✓				✓							✓	✓

[1] Not available on 33″ or 39″ high.
[2] Not available on 30″, 36″ or 42″ high.
[3] Not available on 30″, 36″ or 42″ high and not available with fluting both or 6″ fluting.
[4] Not available on FTKAV and style B-L.
[5] Not available on 30″, 36″ or 42″ high and not available with fluting both.

Wall Spice Rack Cabinets

WALL SPICE RACK CABINET, 30″, 33″, 36″, 39″, or 42″ HIGH

storage SOLUTIONS

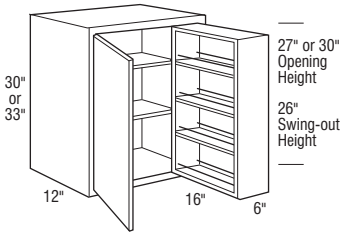

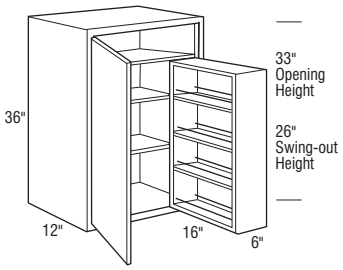

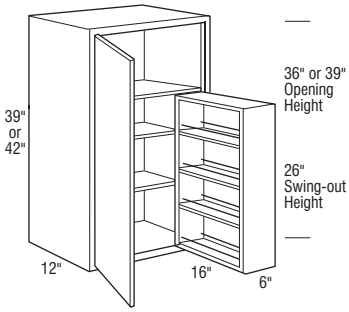

	Cubic Feet	1	2	3	4	5	6	7
WSRC2130 L or R	5.9	1826	1916	1982	2090	2213	2418	2623
WSRC2133 L or R	6.5	1888	1980	2048	2157	2287	2495	2703
• Two 4 1/4″ deep shelves are included behind swing-out spice rack.								
WSRC2136 L or R	7.1	1947	2041	2111	2229	2360	2577	2794
• Two 4 1/4″ deep shelves are included behind swing-out spice rack; one fixed shelf above swing-out.								
WSRC2139 L or R	7.6	2014	2107	2184	2300	2440	2664	2888
WSRC2142 L or R	8.2	2077	2178	2250	2377	2517	2750	2983

Notes below apply to all products in section above:

- Hinged opposite cabinet door.
- Two 4 1/4″ deep shelves are included behind swing-out spice rack; one fixed shelf above swing-out.
- Increased Depths available in 1/4″ increments from 12 1/4″ to 30″.
- Not available on Inset and Beaded Inset styles.

Door & Drawer Options

AF	AOMD	CC	CG	GAMD	HC	IFHG	MC	MD	MFO	PRMD	SHMD	SPLITDR	SPLITDRWS	TCG[1]	TCP[1]
			✓	✓	✓		✓	✓	✓	✓				✓	✓

End Panel Options

AUTH	CSFPE	EXBK	EXDN	FFD	FL/FR	FPE	INTGE	IPE
✓	✓	✓	✓		✓	✓		

Custom Modification Options

ADD_SHLF	ADDTK	ADRW	BVR	CBO	CCO	CFNTO	CFRMO	CLIP	CND[2]	CSDGBK	EX	EX_OL	F.ALL	FBFL	FLUT[3]	FTK	ID	IH
✓		✓	✓	✓	✓				✓	✓	✓	✓			✓	✓	✓	

INVFRM	IW	LIGHT	MIP	OBRB	PFINBTMB	RD[4]	RECTK	RH	ROSFLUT[5]	RT	RW	STW	TD	TKP	TVR	WS	WTR
			✓	✓	✓	✓			✓							✓	✓

[1] Not available on 30″ or 33″ high.
[2] Not available on 36″ or 42″ high.
[3] Not available with fluting both or 6″ fluting.
[4] Not available on 33″ or 39″ high.
[5] Not available with fluting both.

IH/RH availability charts starting on page G•40.
IW/RW availability charts starting on page G•46.

WALL BOX COLUMN PULL-OUT, PLAIN, 30″, 33″, 36″, 39″, or 42″ HIGH, 12″ DEEP

storage SOLUTIONS

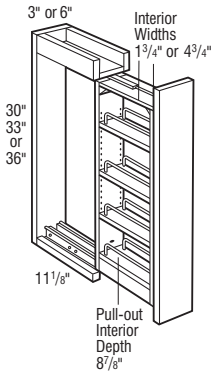

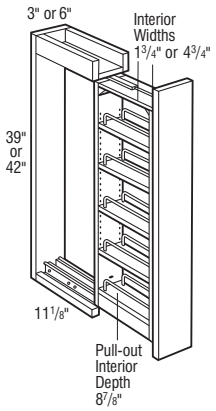

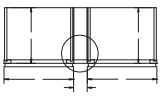

Top View Installation

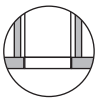

Top View

	Cubic Feet	1	2	3	4	5	6	7
WBCPO330	1.2	980	980	980	980	980	980	980
WBCPO630	2.0	1278	1278	1278	1278	1278	1278	1278
WBCPO333	1.4	1338	1391	1430	1496	1557	1674	1791
WBCPO633	2.2	1351	1405	1445	1511	1574	1692	1810
WBCPO336	1.5	1358	1412	1453	1519	1582	1701	1820
WBCPO636	2.4	1429	1486	1528	1599	1666	1795	1924
WBCPO339	1.6	1549	1612	1660	1737	1811	1952	2093
WBCPO639	2.6	1583	1648	1696	1777	1853	1997	2141
WBCPO342	1.7	1610	1676	1726	1808	1885	2033	2181
WBCPO642	2.8	1638	1706	1756	1840	1919	2069	2219

- Includes adjustable shelves.
- Standard face application includes filler with overlay.
- Finger pull routed on bottom edge of wall unit. Hardware optional.
- Bottom of unit is always Natural Maple.
- Pull-out features Smart Stop.
- Not available on Inset and Beaded Inset styles.

Door & Drawer Options

AF	AOMD	CC	CG	GAMD	HC	IFHG	MC	MD	MFO	PRMD	SHMD	SPLITDR	SPLITDRWS	TCG	TCP
									✓						

End Panel Options

AUTH	CSFPE	EXBK	EXDN	FFD	FL/FR	FPE	INTGE	IPE

Custom Modification Options

ADD_SHLF	ADDTK	ADRW	BVR	CBO	CCO	CFNTO	CFRMO	CLIP	CND	CSDGBK	EX	EX_OL	F.ALL	FBFL	FLUT	FTK	ID	IH
															✓			

INVFRM	IW	LIGHT	MIP	OBRB	PFINBTMB	RD	RECTK	RH	ROSFLUT	RT	RW	RTW	TD	TKP	TVR	WS	WTR
			✓						✓								

Wall Box Column Pull-outs

WALL BOX COLUMN PULL-OUT, OVERLAY, 30″, 33″, 36″, 39″, or 42″ HIGH, 12″ DEEP

storage SOLUTIONS

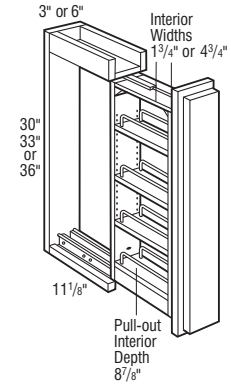

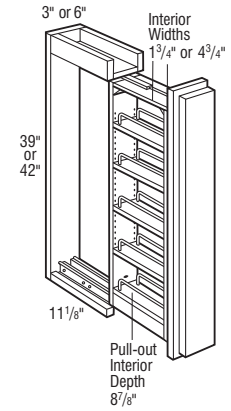

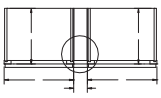

Top View Installation

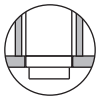

Top View

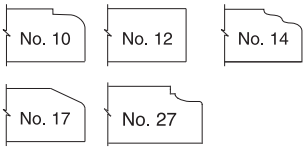

	Cubic Feet	1	2	3	4	5	6	7
WBCPO330OL	1.2	980	980	980	980	980	980	980
WBCPO630OL	2.0	1278	1278	1278	1278	1278	1278	1278
WBCPO333OL	1.4	1067	1120	1159	1225	1286	1403	1520
WBCPO633OL	2.2	1080	1134	1174	1240	1303	1421	1539
WBCPO336OL	1.5	1087	1141	1182	1248	1311	1430	1549
WBCPO636OL	2.4	1158	1215	1257	1328	1395	1524	1653
WBCPO339OL	1.6	1278	1341	1389	1466	1540	1681	1822
WBCPO639OL	2.6	1312	1377	1425	1506	1582	1726	1870
WBCPO342OL	1.7	1339	1405	1455	1537	1614	1762	1910
WBCPO642OL	2.8	1367	1435	1485	1569	1648	1798	1948

- Overlay standard.
- Edge profile will match door profile selected (#10, #12, #14, #17, #27).
- Finger pull routed on bottom edge of wall unit. Hardware optional.
- Pull-out features Smart Stop.
- Available on end of run.
- Three adjustable shelves.
- Fluting modification available when the No Overlay modification is selected.
- Bottom of unit is always Natural Maple.
- Not available on Inset and Beaded Inset styles.

Door & Drawer Options

AF	AOMD	CC	CG	GAMD	HC	IFHG	MC	MD	MFO	PRMD	SHMD	SPLITDR	SPLITDRWS	TCG	TCP
									✓						

End Panel Options

AUTH	CSFPE	EXBK[1]	EXDN	FFD	FL/FR	FPE	INTGE	IPE
		✓						

Custom Modification Options

ADD_SHLF	ADDTK	ADRW	BVR	CBO	CCO	CFNTO	CFRMO	CLIP	CND	CSDGBK	EX	EX_OL	F.ALL	FBFL	FLUT	FTK	ID	IH
															✓			

INVFRM	IW	LIGHT	MIP	OBRB	PFINBTMB	RD	RECTK	RH	ROSFLUT	RT	RW	STW	TD	TKP	TVR	WS	WTR
			✓						✓							✓	

[1] Not available with end extended back left.

IH/RH availability charts starting on page G•40.
IW/RW availability charts starting on page G•46.

WALL BOX COLUMN PULL-OUT with K-CUP*, 30″ HIGH, 12″ DEEP

storage SOLUTIONS

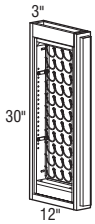

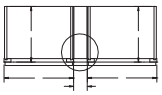

Top View Installation

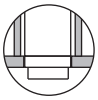

Top View

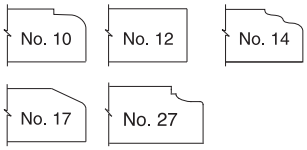

	Cubic Feet	1	2	3	4	5	6	7
WBCPOKCUP330	1.2	1069	1069	1069	1069	1069	1069	1069

- Holds 44 K-Cups.
- The K-Cup pull-out is compatible with K-Cup pods only.
- Overlay standard.
- Edge profile will match door profile selected (#10, #12, #14, #17, #27).
- Finger pull routed on bottom edge of wall unit. Hardware optional.
- Wire rack comes factory installed on the left side and can be reversed in the field.
- Smart Stop feature not available on pull-out.
- Available on end of run.
- Fluting modification available when the No Overlay modification is selected.
- Bottom of unit is always Natural Maple.
- Not available on Inset and Beaded Inset styles.

*K-Cup is a registered trademark of Keurig Green Mountain, Inc.

Door & Drawer Options

AF	AOMD	CC	CG	GAMD	HC	IFHG	MC	MD	MFO	PRMD	SHMD	SPLITDR	SPLITDRWS	TCG	TCP

End Panel Options

AUTH	CSFPE	EXBK	EXDN	FFD	FL/FR	FPE	INTGE	IPE
		✓						

Custom Modification Options

ADD_SHLF	ADDTK	ADRW	BVR	CBO	CCO	CFNTO	CFRMO	CLIP	CND	CSDGBK	EX	EX_OL	F.ALL	FBFL	FLUT	FTK	ID	IH
															✓			

INVFRM	IW	LIGHT	MIP	OBRB	PFINBTMB	RD	RECTK	RH	ROSFLUT	RT	RW	STW	TD	TKP	TVR	WS	WTR
			✓						✓							✓	

Notes

How to Use Your Kemper Emerge Price List

Your Kemper Emerge price guide contains charts with prices for each cabinetry product, arranged according to an alphabetical code. Use the chart below to determine the price code for your preferred cabinetry style.

Then refer to the various sections of this binder to find the types and sizes of cabinets required. Read across each chart to the column that corresponds to your style's price code to determine the price for each unit.

For example, if you want a range hood in the Kirby Cherry style, you would
- Find the price code for Kirby Cherry ("3" in the chart below)
- Refer to the "Wood Hoods and Hearths" section of this binder
- Locate product code WHA36 (WHA=Wall Hood Arched, 36=width in inches)
- Read across the chart in the same row to column 3 to find the price for this model in Kirby Cherry

Door Styles	Alder	Cherry	Maple	MDF	Quartersawn Oak	Rustic Alder	Walnut
Amstead NEW	3	5	3		5	3	6
Burke	3	5	3		5	3	6
Burke Beaded Inset	3+15%	5+15%	3+15%		5+15%	3+15%	6+15%
Burke Inset	3+15%	5+15%	3+15%		5+15%	3+15%	6+15%
Butler NEW	4	6	4		6	4	7
Caprice NEW	4	6	4	1	6		7
Caprice Beaded Inset NEW				1+15%			
Caprice Inset NEW				1+15%			
Decker	2	4	2		4	2	6
Decker Beaded Inset	2+15%	4+15%	2+15%		4+15%	2+15%	6+15%
Decker Inset	2+15%	4+15%	2+15%		4+15%	2+15%	6+15%
Gordon	1	3	1		3	1	5
Gordon Beaded Inset	1+15%	3+15%	1+15%		3+15%	1+15%	5+15%
Gordon Inset	1+15%	3+15%	1+15%		3+15%	1+15%	5+15%
Kirby	1	3	1		3	1	5
Kirby Beaded Inset	1+15%	3+15%	1+15%		3+15%	1+15%	5+15%
Kirby Inset	1+15%	3+15%	1+15%		3+15%	1+15%	5+15%
Landry	5	6	5		6	5	7
Landry Beaded Inset	5+15%	6+15%	5+15%		6+15%	5+15%	7+15%
Landry Inset	5+15%	6+15%	5+15%		6+15%	5+15%	7+15%
Northrope NEW	3	5	3		5	3	6
Shanley	1	3	1		3	1	5
Shanley Beaded Inset	1+15%	3+15%	1+15%		3+15%	1+15%	5+15%
Shanley Inset	1+15%	3+15%	1+15%		3+15%	1+15%	5+15%
Tate	2	4	2		4	2	6
Tate Beaded Inset	2+15%	4+15%	2+15%		4+15%	2+15%	6+15%
Tate Inset	2+15%	4+15%	2+15%		4+15%	2+15%	6+15%
Vinson	2	4	2		4	2	6
Vinson Beaded Inset	2+15%	4+15%	2+15%		4+15%	2+15%	6+15%
Vinson Inset	2+15%	4+15%	2+15%		4+15%	2+15%	6+15%
Whitman NEW	1	3	1		3	1	5
Whitman Beaded Inset NEW	1+15%	3+15%	1+15%		3+15%	1+15%	5+15%
Whitman Inset NEW	1+15%	3+15%	1+15%		3+15%	1+15%	5+15%

Kemper Emerge Modification Option Descriptions

Your Kemper Emerge price guide contains charts with modification option codes for each applicable cabinetry product. Reference the listing below to identify the modification description.

Door & Drawer Options

Option	Description
AF	Aluminum Door
CC	Craftsman Door
CG	Cut-for-glass
GAMD	Gallery Mullion Door
IFHG	Inset Finial Hinges
MD	Mullion Door
MFO	Modified Full Overlay
PRMD	Prairie Mullion Door
SHMD	Shaker Mullion Door

End Panel Options

Option	Description
AUTH	Authentic Flush End
CSFPE	Car Siding Flush Panel End
EXBK	End Extended Back
EXDN	Wall End and Back Extended Down
FPE	Flush Panel End
INTGE	Integral End
IPE	Inset Panel Ends

Custom Modification Options

Option	Description
ADD_SHLF	Add Shelf
ADDTK	Add Toekick
ADRW	Add Drawer Below Wall Unit
BVR	Bottom Valance Rail
CBO	Cabinet Box Only
CCO	Cabinet Case Only
CFNTO	Cabinet Front Only
CFRMO	Cabinet Frame Only
CND	Cabinet No Door
CSDGBK	Car Siding Back
EX	Extended Stile
EX_OL	Extended Stile with Overlay
FLUT	Fluting
FTK	Flush Toekick
ID	Increased Depth
IW	Increased Width
MIP	Matching Interior
OBRB	Open Bottom Rail Base
PFINBTMB	Finished Bottom
RD	Reduced Depth
RECTK	Recessed Toekick
ROSFLUT	Rose Fluting
RW	Reduced Width
TKP	Toekick Pedestal
WS	Wide Stiles
WTR	Wide Top Rail

CLASSIC WOOD HOOD ARCH, 36″, 42″, or 48″ WIDE, 24 7/8″ HIGH

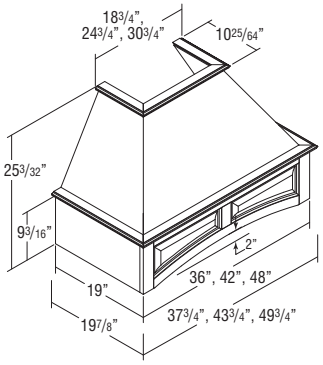

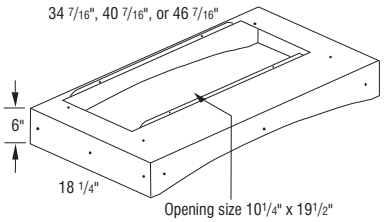

	Cubic Feet	1	2	3	4	5	6	7
WHA36	14.0	2552	2552	2552	2552	2552	2552	2552
WHA42	16.0	2894	2894	2894	2894	2894	2894	2894
WHA48	18.0	3137	3137	3137	3137	3137	3137	3137

- Freestanding unit. (Must be properly secured to wall and cannot be attached to adjacent cabinets.)
- Silver Metallic liner included. Assembly required.
- Arched raised panel valance front.
- Exhaust system not included.
- Installation instructions and hardware included.
- Alder substituted for Rustic Alder.
- Compatible with all blowers offered by Kemper Emerge.
- Chimney available (WHC).
- Check your local building code for installation heights above the range.
- Range hoods are ordered on an "as required" basis. No changes or cancellations will be accepted after 24 hours from acknowledgment of order.

Modifications Are Not Available

NEW WOOD HOOD ARCH FLAT PANEL, 30″, 36″, 42″, or 48″ WIDE

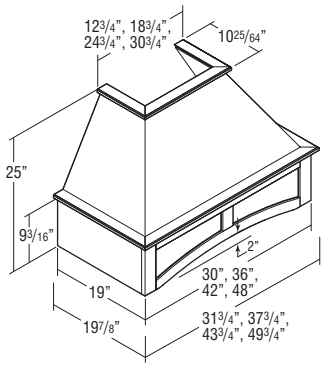

	Cubic Feet	1	2	3	4	5	6	7
WHAFP30	23.3	4004	4004	4004	4004	4004	4004	4004
WHAFP36	30.6	4137	4137	4137	4137	4137	4137	4137
WHAFP42	30.6	4270	4270	4270	4270	4270	4270	4270
WHAFP48	35.0	4404	4404	4404	4404	4404	4404	4404

- Freestanding unit. (Must be properly secured to wall and cannot be attached to adjacent cabinets.)
- Silver Metallic liner included. Assembly required.
- Arched flat panel valance front.
- Exhaust system not included.
- Installation instructions and hardware included.
- Alder substituted for Rustic Alder.
- Compatible with all blowers offered by Kemper Emerge.
- Chimney available (WHC).
- Check your local building code for installation heights above the range.
- Liner opening size: 10 1/4″ deep x 19 1/2″ wide.
- Range hoods are ordered on an "as required" basis. No changes or cancellations will be accepted after 24 hours from acknowledgment of order.

Modifications Are Not Available

Wood Hoods

CLASSIC WOOD HOOD SQUARE, 30″, 36″, 42″, or 48″ WIDE, 22 7/8″ HIGH

NEW

	Cubic Feet	1	2	3	4	5	6	7
WHS30	23.3	1962	1962	1962	1962	1962	1962	1962
WHS36	30.6	1962	1962	1962	1962	1962	1962	1962
WHS42	30.6	2305	2305	2305	2305	2305	2305	2305
WHS48	35.0	2604	2604	2604	2604	2604	2604	2604

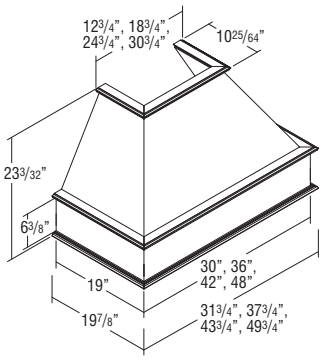

- Freestanding unit. (Must be properly secured to wall and cannot be attached to adjacent cabinets.)
- Silver Metallic liner included. Assembly required.
- Exhaust system not included.
- Installation instructions and hardware included.
- Alder substituted for Rustic Alder.
- Compatible with all blowers offered by Kemper Emerge.
- Chimney available (WHC).
- Check your local building code for installation heights above the range.
- Range hoods are ordered on an "as required" basis. No changes or cancellations will be accepted after 24 hours from acknowledgment of order.

Modifications Are Not Available

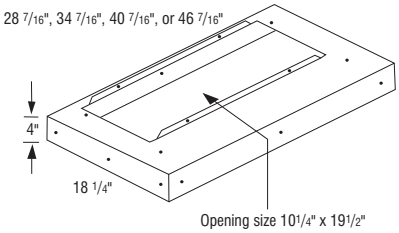

WOOD HOOD SQUARE FLAT PANEL, 30″, 36″, 42″, or 48″ WIDE

NEW

WHSFP30	23.3	4004	4004	4004	4004	4004	4004	4004
WHSFP36	30.6	4137	4137	4137	4137	4137	4137	4137
WHSFP42	30.6	4270	4270	4270	4270	4270	4270	4270
WHSFP48	35.0	4404	4404	4404	4404	4404	4404	4404

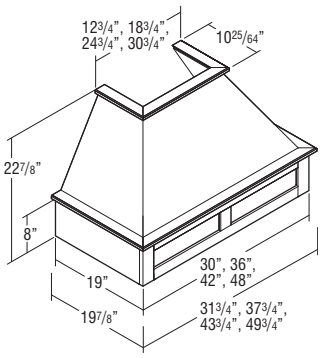

- Freestanding unit. (Must be properly secured to wall and cannot be attached to adjacent cabinets.)
- Silver Metallic liner included. Assembly required.
- Square flat panel valance front.
- Exhaust system not included.
- Installation instructions and hardware included.
- Alder substituted for Rustic Alder.
- Compatible with all blowers offered by Kemper Emerge.
- Chimney available (WHC).
- Check your local building code for installation heights above the range.
- Liner opening size: 10 1/4″ deep x 19 1/2″ wide.
- Range hoods are ordered on an "as required" basis. No changes or cancellations will be accepted after 24 hours from acknowledgment of order.

Modifications Are Not Available

CLASSIC WOOD HOOD CHIMNEY, 23 1/2″ HIGH

NEW

WHC30	1.5	492	492	492	492	492	492	492
WHC36	3.0	492	492	492	492	492	492	492
WHC42	4.0	590	590	590	590	590	590	590
WHC48	5.0	687	687	687	687	687	687	687

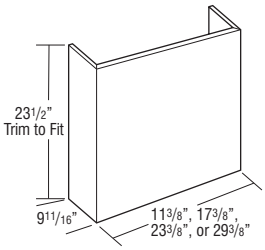

- Height trimmable up to 23″.
- If trimmed, moulding is recommended to conceal any cut marks.
- Optional accessory for WHA*, WHAFP*, WHS*, and WHSFP* wood hoods.
- 3/4″ plywood.
- Alder substituted for Rustic Alder.
- Chimneys are ordered on an "as required" basis. No changes or cancellations will be accepted after 24 hours from acknowledgment of order.

Modifications Are Not Available

IH/RH availability charts starting on page G•40.
IW/RW availability charts starting on page G•46.

WOOD HOOD CANOPY ARCHED, 30″, 36″, or 42″ WIDE, 24″, 30″, or 36″ HIGH

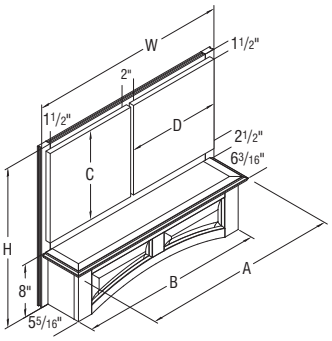

	Cubic Feet	1	2	3	4	5	6	7
WHCA30	4.0	3201	3201	3201	3201	3201	3201	3201
WHCA36	4.8	3492	3492	3492	3492	3492	3492	3492
WHCA42	5.6	3817	3817	3817	3817	3817	3817	3817
JWHCA3030	5.0	3365	3365	3365	3365	3365	3365	3365
JWHCA3630	5.9	3819	3819	3819	3819	3819	3819	3819
JWHCA4230	6.9	4080	4080	4080	4080	4080	4080	4080
WHCA3036	5.9	3342	3342	3342	3342	3342	3342	3342
WHCA3636	7.1	3611	3611	3611	3611	3611	3611	3611
WHCA4236	8.2	4369	4369	4369	4369	4369	4369	4369

- Area above mantel will match selected door style.
- Range hoods are ordered on an "as required" basis. No changes or cancellations will be accepted after 24 hours from acknowledgment of order.
- Install wood hood between 2 adjacent cabinets.
- Exhaust system not included.
- Compatible with all blowers offered by Kemper Emerge.
- Installation instructions and hardware included.
- Liner opening size: 10 1/4″ deep x 19 1/2″ wide.
- Alder substituted for Rustic Alder.
- Square silver metallic liner included. Assembly required.
- Beaded Inset is not available.
- Modifications available on applied doors only, including: Non Beaded Inset, Inset Finial Hinges, Modified Full Overlay, Mullion Doors, and Prairie Mullion Doors.

	Width (W)	Height (H)	Max. Width (A)	Min. Width (B)	Opening Height (C)	Opening Width (D)
WHCA30	30″	24″	29 9/16″	27 13/16″	12″	12 1/2″
WHCA36	36″	24″	35 9/16″	33 13/16″	12″	15 1/2″
WHCA42	42″	24″	41 9/16″	39 13/16″	12″	18 1/2″
JWHCA3030	30″	30″	29 9/16″	27 13/16″	18″	12 1/2″
JWHCA3630	36″	30″	35 9/16″	33 13/16″	18″	15 1/2″
JWHCA4230	42″	30″	41 9/16″	39 13/16″	18″	18 1/2″
WHCA3036	30″	36″	29 9/16″	27 13/16″	24″	12 1/2″
WHCA3636	36″	36″	35 9/16″	33 13/16″	24″	15 1/2″
WHCA4236	42″	36″	41 9/16″	39 13/16″	24″	18 1/2″

Door & Drawer Options

AF	CC	CG	GAMD	IFHG	MD	MFO	PRMD	SHMD
		✓	✓	✓	✓	✓	✓	✓

End Panel Options

AUTH	CSFPE	EXBK	EXDN	FPE	INTGE	IPE

Custom Modification Options

ADD_SHLF	ADDTK	ADRW	BVR	CBO	CCO	CFNTO	CFRMO	CND	CSDGBK	EX	EX_OL	FLUT	FTK	ID	IW	MIP	OBRB	PFINBTMB
								✓										

RD	RECTK	ROSFLUT	RW	TKP	WS	WTR

Wood Hoods

WOOD HOOD CANOPY SQUARE, 30″, 36″, or 42″ WIDE, 24″, 30″, or 36″ HIGH

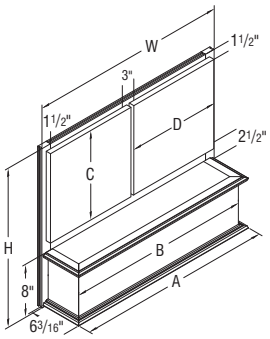

	Cubic Feet	1	2	3	4	5	6	7
WHCS30	4.0	2798	2798	2798	2798	2798	2798	2798
WHCS36	4.8	3089	3089	3089	3089	3089	3089	3089
WHCS42	5.6	3395	3395	3395	3395	3395	3395	3395
JWHCS3030	5.0	2848	2848	2848	2848	2848	2848	2848
JWHCS3630	5.9	3234	3234	3234	3234	3234	3234	3234
JWHCS4230	6.9	3551	3551	3551	3551	3551	3551	3551
WHCS3036	5.9	3136	3136	3136	3136	3136	3136	3136
WHCS3636	7.1	3302	3302	3302	3302	3302	3302	3302
WHCS4236	8.2	3695	3695	3695	3695	3695	3695	3695

- Area above mantel will match selected door style.
- Range hoods are ordered on an "as required" basis. No changes or cancellations will be accepted after 24 hours from acknowledgment of order.
- Install wood hood between 2 adjacent cabinets.
- Exhaust system not included.
- Compatible with all blowers offered by Kemper Emerge.
- Installation instructions and hardware included.
- Liner opening size: 10 1/4″ deep x 19 1/2″ wide.
- Alder substituted for Rustic Alder.
- Square silver metallic liner included. Assembly required.
- Beaded Inset is not available.
- Modifications available on applied doors only, including: Inset Finial Hinges, Modified Full Overlay, Mullion Doors, and Prairie Mullion Doors.

	Width (W)	Height (H)	Max. Width (A)	Min. Width (B)	Opening Height (C)	Opening Width (D)
WHCS30	30″	24″	29 9/16″	27 13/16″	12″	12 1/2″
WHCS36	36″	24″	35 9/16″	33 13/16″	12″	15 1/2″
WHCS42	42″	24″	41 9/16″	39 13/16″	12″	18 1/2″
JWHCS3030	30″	30″	29 9/16″	27 13/16″	18″	12 1/2″
JWHCS3630	36″	30″	35 9/16″	33 13/16″	18″	15 1/2″
JWHCS4230	42″	30″	41 9/16″	39 13/16″	18″	18 1/2″
WHCS3036	30″	36″	29 9/16″	27 13/16″	24″	12 1/2″
WHCS3636	36″	36″	35 9/16″	33 13/16″	24″	15 1/2″
WHCS4236	42″	36″	41 9/16″	39 13/16″	24″	18 1/2″

Door & Drawer Options

AF	CC	CG	GAMD	IFHG	MD	MFO	PRMD	SHMD
		✓	✓	✓	✓	✓	✓	✓

End Panel Options

AUTH	CSFPE	EXBK	EXDN	FPE	INTGE	IPE

Custom Modification Options

ADD_SHLF	ADDTK	ADRW	BVR	CBO	CCO	CFNTO	CFRMO	CND	CSDGBK	EX	EX_OL	FLUT	FTK	ID	IW	MIP	OBRB	PFINBTMB
								✓										

RD	RECTK	ROSFLUT	RW	TKP	WS	WTR

IH/RH availability charts starting on page G•40.
IW/RW availability charts starting on page G•46.

NEW WOOD HOOD STRAIGHT BATTEN - PROFILED, 30″ or 36″ WIDE, 24″ HIGH

	Cubic Feet	1	2	3	4	5	6	7
WHSBATTEN3024	8.6	2843	2843	2843	2843	2843	2843	2843
WHSBATTEN3624	10.2	3203	3203	3203	3203	3203	3203	3203

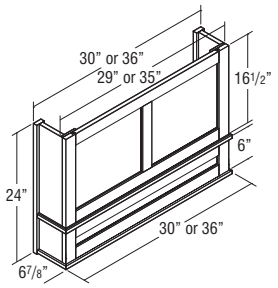

- Install wood hood between 2 adjacent cabinets.
- Exhaust system not included.
- Compatible with all blowers offered by Kemper Emerge.
- Check your local building code for installation heights above the range.
- Square silver metallic liner included. Assembly required.
- Installation instructions and hardware included.
- Liner opening size: 10 1/4″ deep x 19 1/2″ wide.
- Fronts will match the door style profile selected. Image shown with shaker profile.
- Grain runs vertical on center panels in upper section and horizontal on center panel in lower section.
- Alder substituted for Rustic Alder.
- Range hoods are ordered on an "as required" basis. No changes or cancellations will be accepted after 24 hours from acknowledgment of order.
- Not available with Slab door styles.
- Inset and Beaded Inset is not available.
- All doors are square.

Modifications Are Not Available

NEW WOOD HOOD STRAIGHT BATTEN - PROFILED, 30″, 36″, or 42″ WIDE, 36″ HIGH

WHSBATTEN3036	8.6	3498	3498	3498	3498	3498	3498	3498
WHSBATTEN3636	10.2	3918	3918	3918	3918	3918	3918	3918
WHSBATTEN4236	11.8	4310	4310	4310	4310	4310	4310	4310

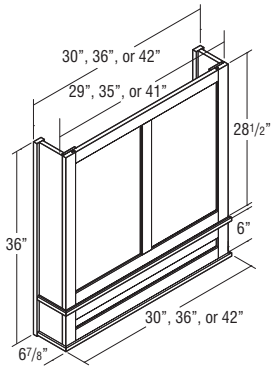

- Install wood hood between 2 adjacent cabinets.
- Exhaust system not included.
- Compatible with all blowers offered by Kemper Emerge.
- Check your local building code for installation heights above the range.
- Square silver metallic liner included. Assembly required.
- Installation instructions and hardware included.
- Liner opening size: 10 1/4″ deep x 19 1/2″ wide.
- Fronts will match the door style profile selected. Image shown with shaker profile.
- Grain runs vertical on center panels in upper section and horizontal on center panel in lower section.
- Alder substituted for Rustic Alder.
- Range hoods are ordered on an "as required" basis. No changes or cancellations will be accepted after 24 hours from acknowledgment of order.
- Not available with Slab door styles.
- Inset and Beaded Inset is not available.
- All doors are square.

Modifications Are Not Available

Wood Hoods

WOOD HOOD NANTUCKET ARCH, 36″, 42″, or 48″ WIDE, 24 7/8″ HIGH

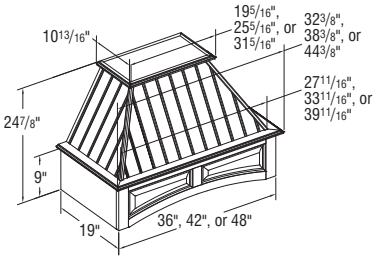

	Cubic Feet	1	2	3	4	5	6	7
WHNA36	12.3	5716	5716	5716	5716	5716	5716	5716
WHNA42	14.3	6073	6073	6073	6073	6073	6073	6073
WHNA48	16.2	6323	6323	6323	6323	6323	6323	6323

- Range hoods are ordered on an "as required" basis. No changes or cancellations will be accepted after 24 hours from acknowledgment of order.
- Exhaust system not included.
- Compatible with all blowers offered by Kemper Emerge .
- Chimney available (WHNC).
- Beading spacing 3″ on center.
- Arched raised panel valance front.
- Installation instructions and hardware included.
- Silver metallic liner included. Assembly required.
- Liner opening size: 10 1/4″ deep x 19 1/2″ wide.
- Alder substituted for Rustic Alder.
- Check your local building code for installation heights above the range.

Modifications Are Not Available

WOOD HOOD NANTUCKET STRAIGHT, 36″, 42″, or 48″ WIDE, 22 7/8″ HIGH

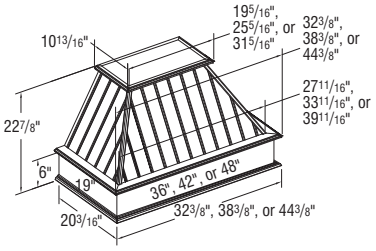

WHNS36	12.3	5243	5243	5243	5243	5243	5243	5243
WHNS42	14.3	5407	5407	5407	5407	5407	5407	5407
WHNS48	16.2	5569	5569	5569	5569	5569	5569	5569

- Range hoods are ordered on an "as required" basis. No changes or cancellations will be accepted after 24 hours from acknowledgment of order.
- Exhaust system not included.
- Compatible with all blowers offered by Kemper Emerge .
- Chimney available (WHNC).
- Beading spacing 3″ on center.
- Installation instructions and hardware included.
- Silver metallic liner included. Assembly required.
- Liner opening size: 10 1/4″ deep x 19 1/2″ wide.
- Alder substituted for Rustic Alder.
- Check your local building code for installation heights above the range.

Modifications Are Not Available

WOOD HOOD NANTUCKET CHIMNEY, 31″ HIGH

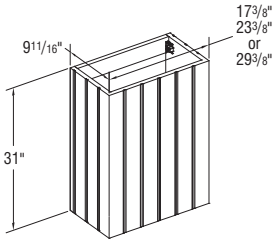

WHNC36	4.3	1607	1607	1607	1607	1607	1607	1607
WHNC42	5.7	1756	1756	1756	1756	1756	1756	1756
WHNC48	7.1	1839	1839	1839	1839	1839	1839	1839

- Chimneys are ordered on an "as required" basis. No changes or cancellations will be accepted after 24 hours from acknowledgment of order.
- Optional accessory for Wood Hood Nantucket (WHNA & WHNS).
- Alder substituted for Rustic Alder.
- Height trimmable up to 23 1/2″.
- 3/4″ plywood.

Modifications Are Not Available

IH/RH availability charts starting on page G•40.
IW/RW availability charts starting on page G•46.

WOOD HOOD SHIPLAP STRAIGHT, 36″, 42″, or 48″ WIDE, 42″ HIGH

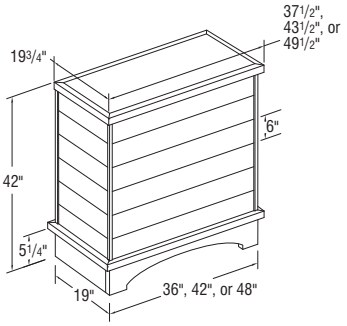

	Cubic Feet	1	2	3	4	5	6	7
JWHSHIPSTR36	22.0	3829	3829	3829	3829	3829	3829	3829
JWHSHIPSTR42	25.2	4053	4053	4053	4053	4053	4053	4053
JWHSHIPSTR48	28.4	4392	4392	4392	4392	4392	4392	4392

- Freestanding unit. (Must be properly secured to wall and cannot be attached to adjacent cabinets).
- Range hoods are ordered on an "as required" basis. No changes or cancellations will be accepted after 24 hours from acknowledgment of order.
- Exhaust system not included.
- Square silver metallic liner included. Assembly required.
- Compatible with all blowers offered by Kemper Emerge.
- Liner opening size: 10 1/4″ deep x 19 1/2″ wide.
- Alder substituted for Rustic Alder.
- Wood hood corner moulding shipped unattached.
- Constructed of 3/4″ thick grooved plywood creating a shiplap appearance.
- Trimmable. If trimmed, moulding is recommended to conceal any cut marks.
- Installation instructions and hardware included.
- Check local building code and appliance installation specifications for clearance requirements and installation heights above the range.

Modifications Are Not Available

WOOD HOOD SHIPLAP STRAIGHT with CORBELS, 36″, 42″, or 48″ WIDE, 42″ HIGH

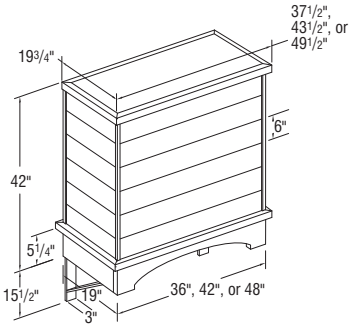

JWHSHIPSTRCB36	22.0	4698	4698	4698	4698	4698	4698	4698
JWHSHIPSTRCB42	25.2	4922	4922	4922	4922	4922	4922	4922
JWHSHIPSTRCB48	28.4	5261	5261	5261	5261	5261	5261	5261

- Freestanding unit. (Must be properly secured to wall and cannot be attached to adjacent cabinets).
- Includes a pair of decorative corbels.
- Range hoods are ordered on an "as required" basis. No changes or cancellations will be accepted after 24 hours from acknowledgment of order.
- Exhaust system not included.
- Square silver metallic liner included. Assembly required.
- Compatible with all blowers offered by Kemper Emerge.
- Liner opening size: 10 1/4″ deep x 19 1/2″ wide.
- Alder substituted for Rustic Alder.
- Wood hood corner moulding shipped unattached.
- Constructed of 3/4″ thick grooved plywood creating a shiplap appearance.
- Trimmable. If trimmed, moulding is recommended to conceal any cut marks.
- Installation instructions and hardware included.
- Check local building code and appliance installation specifications for clearance requirements (including corbels) and installation heights above the range.

Modifications Are Not Available

Wood Hoods

WOOD HOOD SHIPLAP TAPERED, 36″, 42″, or 48″ WIDE, 31 1/4″ HIGH

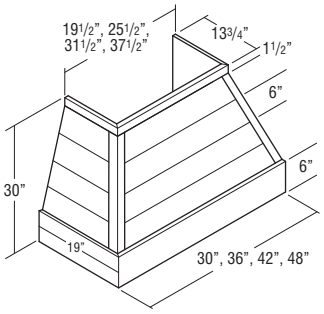

	Cubic Feet	1	2	3	4	5	6	7
JWHSHIPT30	22.0	3697	3697	3697	3697	3697	3697	3697
JWHSHIPT36	22.0	3829	3829	3829	3829	3829	3829	3829
JWHSHIPT42	25.2	4053	4053	4053	4053	4053	4053	4053
JWHSHIPT48	28.4	4392	4392	4392	4392	4392	4392	4392

- Freestanding unit. (Must be properly secured to wall and cannot be attached to adjacent cabinets).
- Range hoods are ordered on an "as required" basis. No changes or cancellations will be accepted after 24 hours from acknowledgment of order.
- Exhaust system not included.
- Square silver metallic liner included. Assembly required.
- Compatible with all blowers offered by Kemper Emerge.
- Liner opening size: 10 1/4″ deep x 19 1/2″ wide.
- Alder substituted for Rustic Alder.
- Constructed of 3/4″ thick grooved plywood creating a shiplap appearance.
- Installation instructions and hardware included.
- Check local building code and appliance installation specifications for clearance requirements and installation heights above the range.

Modifications Are Not Available

WOOD HOOD SHIPLAP TAPERED with CORBELS, 36″, 42″, or 48″ WIDE, 31 1/4″ HIGH

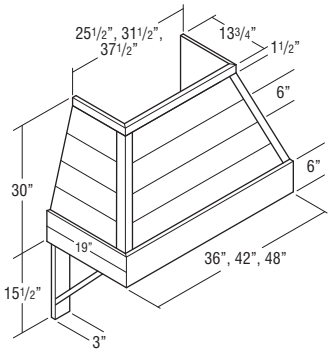

JWHSHIPTCB36	22.0	4566	4566	4566	4566	4566	4566	4566
JWHSHIPTCB42	25.2	4698	4698	4698	4698	4698	4698	4698
JWHSHIPTCB48	28.4	4921	4921	4921	4921	4921	4921	4921

- Freestanding unit. (Must be properly secured to wall and cannot be attached to adjacent cabinets).
- Includes a pair of decorative corbels.
- Range hoods are ordered on an "as required" basis. No changes or cancellations will be accepted after 24 hours from acknowledgment of order.
- Exhaust system not included.
- Square silver metallic liner included. Assembly required.
- Compatible with all blowers offered by Kemper Emerge.
- Liner opening size: 10 1/4″ deep x 19 1/2″ wide.
- Alder substituted for Rustic Alder.
- Constructed of 3/4″ thick grooved plywood creating a shiplap appearance.
- Installation instructions and hardware included.
- Check local building code and appliance installation specifications for clearance requirements (including corbels) and installation heights above the range.

Modifications Are Not Available

WOOD HOOD SHIPLAP TAPERED CHIMNEY, 30″, 36″, 42″, or 48″ WIDE, 23 1/2″ HIGH

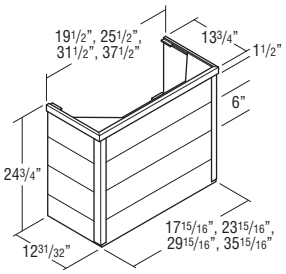

JWHSHIPCH30	2.8	1597	1597	1597	1597	1597	1597	1597
JWHSHIPCH36	2.8	1659	1659	1659	1659	1659	1659	1659
JWHSHIPCH42	3.8	1882	1882	1882	1882	1882	1882	1882
JWHSHIPCH48	4.7	2030	2030	2030	2030	2030	2030	2030

- Constructed of 3/4″ thick grooved plywood creating a shiplap appearance.
- Trimmable. If trimmed, moulding is recommended to conceal any cut marks.
- Optional accessory for Wood Hood Shiplap Tapered (JWHSHIPT and JWHSHIPTCB SKUs) for an installed height of 54″.
- Alder substituted for Rustic Alder.
- Wood hood corner moulding shipped unattached.
- Constructed of 3/4″ thick grooved plywood creating a shiplap appearance.
- Trimmable. If trimmed, moulding is recommended to conceal any cut marks.
- No changes or cancellations will be accepted after 24 hours from acknowledgment of order.

Modifications Are Not Available

IH/RH availability charts starting on page G•40.
IW/RW availability charts starting on page G•46.

NEW WOOD HOOD SIMPLE TAPERED, 30″, 36″, 42″, or 48″ WIDE

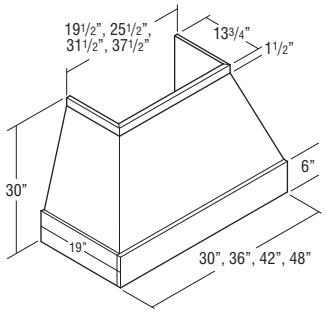

	Cubic Feet	1	2	3	4	5	6	7
WHSMT30	27.7	4270	4270	4270	4270	4270	4270	4270
WHSMT36	27.7	4662	4662	4662	4662	4662	4662	4662
WHSMT42	31.7	4662	4662	4662	4662	4662	4662	4662
WHSMT48	35.6	5177	5177	5177	5177	5177	5177	5177

- Freestanding unit. (Must be properly secured to wall and cannot be attached to adjacent cabinets.)
- Exhaust system not included.
- Square silver metallic liner included. Assembly required.
- Compatible with all blowers offered by Kemper Emerge.
- Compatible with Simple Wood Hood Chimney (WHSMC_ _), which can be trimmed. See below.
- Installation instructions and hardware included.
- Liner opening size: 10 1/4″ deep x 19 1/2″ wide.
- Alder substituted for Rustic Alder.
- Check local building code and appliance installation specifications for clearance requirements and installation heights above the range.
- Range hoods are ordered on an "as required" basis. No changes or cancellations will be accepted after 24 hours from acknowledgment of order.

Modifications Are Not Available

NEW WOOD HOOD SIMPLE TAPERED with CORBELS, 36″, 42″, or 48″ WIDE

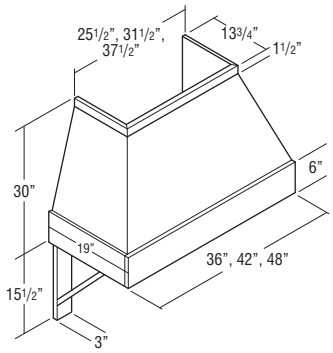

WHSMTCB36	27.7	4964	4964	4964	4964	4964	4964	4964
WHSMTCB42	31.7	5257	5257	5257	5257	5257	5257	5257
WHSMTCB48	35.6	5478	5478	5478	5478	5478	5478	5478

- Includes a pair of decorative corbels.
- Freestanding unit. (Must be properly secured to wall and cannot be attached to adjacent cabinets.)
- Exhaust system not included.
- Square silver metallic liner included. Assembly required.
- Compatible with all blowers offered by Kemper Emerge.
- Compatible with Simple Wood Hood Chimney (WHSMC_ _), which can be trimmed. See below.
- Installation instructions and hardware included.
- Liner opening size: 10 1/4″ deep x 19 1/2″ wide.
- Alder substituted for Rustic Alder.
- Check local building code and appliance installation specifications for clearance requirements and installation heights above the range.
- Range hoods are ordered on an "as required" basis. No changes or cancellations will be accepted after 24 hours from acknowledgment of order.

Modifications Are Not Available

NEW WOOD HOOD SIMPLE CHIMNEY, 30″, 36″, 42″, or 48″ WIDE

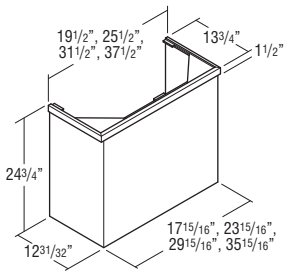

WHSMC30	4.3	1601	1601	1601	1601	1601	1601	1601
WHSMC36	5.6	1868	1868	1868	1868	1868	1868	1868
WHSMC42	6.9	2002	2002	2002	2002	2002	2002	2002
WHSMC48	6.9	2135	2135	2135	2135	2135	2135	2135

- Trimmable. If trimmed, moulding is recommended to conceal any cut marks.
- Optional accessory for Simple Tapered Wood Hoods (WHSMT_ _ and WHSMTCB_ _) for an installed height of 54″.
- Alder substituted for Rustic Alder.
- No changes or cancellations will be accepted after 24 hours from acknowledgment of order.

Modifications Are Not Available

Wood Hoods

WOOD HOOD ARTISAN STRAIGHT, 36″, 42″, or 48″ WIDE, 46″ HIGH

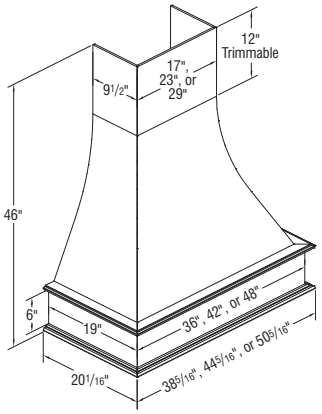

	Cubic Feet	1	2	3	4	5	6	7
WHAS36	23.3	7405	7405	7405	7405	7405	7405	7405
WHAS42	27.0	7830	7830	7830	7830	7830	7830	7830
WHAS48	30.7	8036	8036	8036	8036	8036	8036	8036

- Range hoods are ordered on an "as required" basis. No changes or cancellations will be accepted after 24 hours from acknowledgment of order.
- Exhaust system not included.
- Compatible with all blowers offered by Kemper Emerge.
- Installation instructions and hardware included.
- Silver metallic liner included. Assembly required.
- Liner opening size: 10 1/4″ deep x 19 1/2″ wide.
- Chimney height trimmable up to 34″.
- Alder substituted for Rustic Alder.
- Check your local building code for installation heights above the range.

Modifications Are Not Available

WOOD HOOD LINEAR, 30″, 36″, or 42″ WIDE, 40 5/16″ HIGH

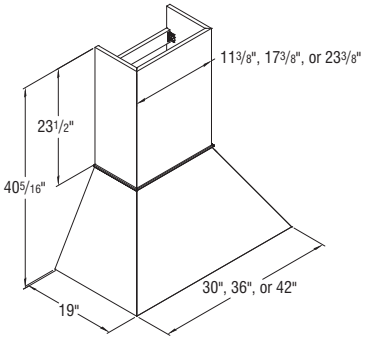

JWHL30	22.0	4177	4177	4177	4177	4177	4177	4177
JWHL36	22.0	4326	4326	4326	4326	4326	4326	4326
JWHL42	25.2	4534	4534	4534	4534	4534	4534	4534

- Range hoods are ordered on an "as required" basis. No changes or cancellations will be accepted after 24 hours from acknowledgment of order.
- Exhaust system not included.
- Compatible with all blowers offered by Kemper Emerge.
- Installation instructions and hardware included.
- Silver metallic liner included. Assembly required.
- Liner opening size: 10 1/4″ deep x 19 1/2″ wide.
- Alder substituted for Rustic Alder.
- Check your local building code for installation heights above the range.

Modifications Are Not Available

TAPERED WOOD HOOD, 30″ or 36″ WIDE, 24″ HIGH

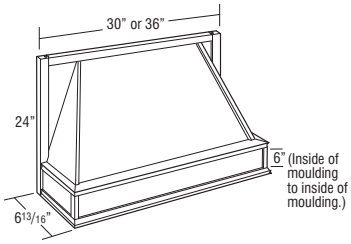

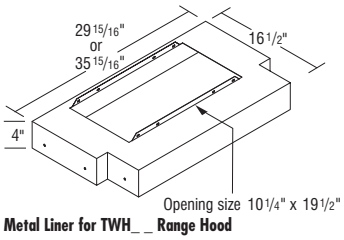

Metal Liner for TWH_ _ Range Hood

TWH30	4.7	1850	1850	1850	1850	1850	1850	1850
TWH36	5.6	1927	1927	1927	1927	1927	1927	1927

- Install TWH between adjoining cabinets.
- Exhaust system not included.
- Metal liner included.
- Wood hoods are designed for use with decorative overlays.
- Compatible with all blowers offered by Kemper Emerge.
- Check your local building code for installation heights above the range.

Modifications Are Not Available

IH/RH availability charts starting on page G•40.
IW/RW availability charts starting on page G•46.

RANGE HOOD STAINLESS STEEL SQUARE, 30″ or 36″ WIDE

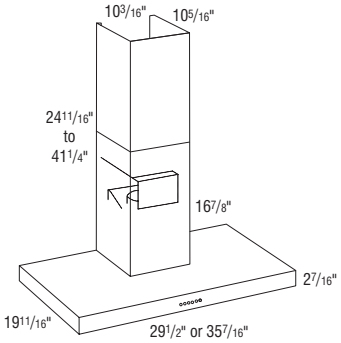

	Cubic Feet	1	2	3	4	5	6	7
RHSS30	11.2	5496	5496	5496	5496	5496	5496	5496
RHSS36	13.2	5786	5786	5786	5786	5786	5786	5786

- Range hoods are ordered on an "as required" basis. No changes or cancellations will be accepted after 24 hours from acknowledgment of order.
- Compatible with all blowers offered by Kemper Emerge.
- Fan included.
- Installation instructions and hardware included.
- Metal liner not required.
- Includes a 4-speed 600 CFM blower.
- Check your local building codes for installation heights above the range.
- Includes two 20 watt halogen lights.

Modifications Are Not Available

RANGE HOOD STAINLESS STEEL TAPERED, 30″ or 36″ WIDE

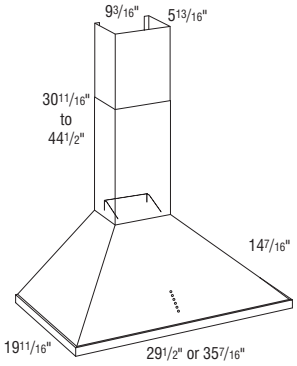

RHST30	11.2	5091	5091	5091	5091	5091	5091	5091
RHST36	13.2	5368	5368	5368	5368	5368	5368	5368

- Range hoods are ordered on an "as required" basis. No changes or cancellations will be accepted after 24 hours from acknowledgment of order.
- Compatible with all blowers offered by Kemper Emerge.
- Fan included.
- Installation instructions and hardware included.
- Metal liner not required.
- Includes a 4-speed 600 CFM blower.
- Check your local building codes for installation heights above the range.
- Includes two 20 watt halogen lights.

Modifications Are Not Available

STAINLESS HOOD FILTER

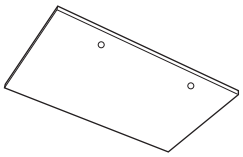

KF2	0.7	375	375	375	375	375	375	375

- Installation instructions and hardware included.
- For use with RHST and RHSS models.
- Hood Filters are ordered on an "as required" basis. No changes or cancellations will be accepted after 24 hours from acknowledgment of order.

Modifications Are Not Available

WOOD HOOD BLOWER, 1100 CFM

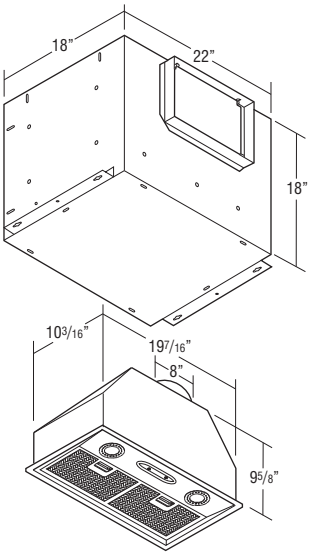

	Cubic Feet	1	2	3	4	5	6	7
BLOWER1100	4.0	9106	9106	9106	9106	9106	9106	9106

- 1100 CFM.
- Ventilator housing unit features stainless steel finish.
- Two 50 watt (120 volt) halogen lamps included.
- Satellite blower installs remotely in the interior of the home (i.e. unfinished attic area).
- Designed to work independently from internal blowers.
- Installation instructions, warranty, and repair information included.
- External ventilation required.
- Professional installation required.
- Compatible with all Wood Hoods and Hearths.
- Includes 2 inline transition 8"x12" to 10" round.
- Three speed control.
- Includes 2 removable dishwasher safe grease filters.
- Liner sold separately.
- Blowers will be shipped directly to the order destination from the blower manufacturing facility within standard lead times.

Modifications Are Not Available

WOOD HOOD BLOWER, 500 CFM

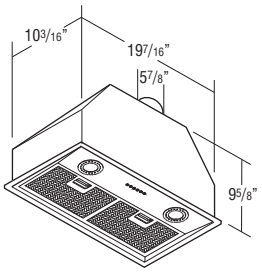

BLOWER500	4.0	3727	3727	3727	3727	3727	3727	3727

- 500 CFM.
- Two 20 watt (12 volt, G4 base) halogen lamps included.
- Installation instructions, warranty and repair information included.
- Compatible with all Wood Hoods and Hearths.
- Stainless steel finish.
- Three speed push button control.
- Includes two removable dishwasher safe grease filters.
- Liner sold separately.
- Blowers will be shipped directly to the order destination from the blower manufacturing facility within standard lead times.

Modifications Are Not Available

WOOD HOOD BLOWER, 390 CFM

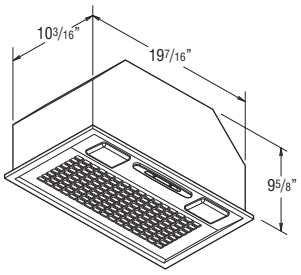

TWHBLOWER390	2.0	1662	1662	1662	1662	1662	1662	1662

- 390 CFM.
- Range Hood Component Package has 3-speed centrifugal fan and lighted filter control.
- 6" diameter vent.
- 1 year warranty.
- Two 40 watt candelabra lights required, but not included.
- Vented unit. To use as a ventless unit, conversion kit (CONVERSION) must be ordered.
- Installation instructions, warranty and repair info included.
- Compatible with all Wood Hoods and Hearths.
- Sound rating is 6 sones.
- Uses 3.2 amps.
- Metallic gray exterior finish.
- Includes removable dishwasher safe grease filter.
- Liner sold separately.
- Blowers will be shipped directly to the order destination from the blower manufacturing facility within standard lead times.

Modifications Are Not Available

IH/RH availability charts starting on page G•40.
IW/RW availability charts starting on page G•46.

DUCTLESS CONVERSION KIT

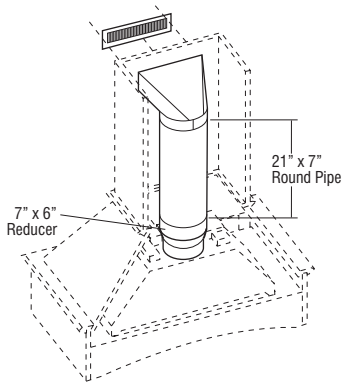

	Cubic Feet	1	2	3	4	5	6	7
CONVERSION	2.0	259	259	259	259	259	259	259
FILTER500	2.8	256	256	256	256	256	256	256
FILTER250/390	2.8	57	57	57	57	57	57	57

- Kit includes: 1-21″ x 7″ round pipe, 1 adjustable collar, 1 White metal soffit grille, 1 adjustable boot, 1-7″ x 6″ reducer.
- Charcoal filter required (FILTER250/390 or FILTER500).
- Installation instructions included.
- For use with all blowers.

Modifications Are Not Available

Hearth SKU Collection – 36″ High, 21″ Deep

Hearth, 66″ Wide

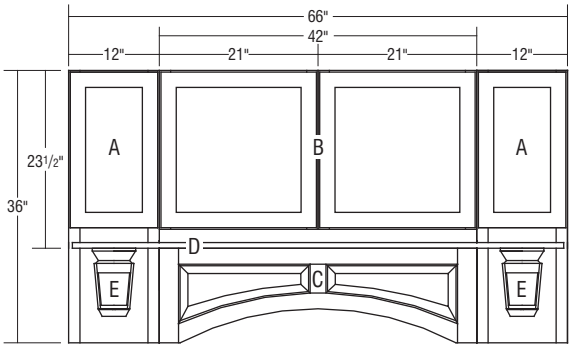

Parts Required	Page Number	Quantity	Size
(A) HP1236 L or R	K•22	2	12 x 36 x 21
(B) H36DF4223.5	K•24	1	42 x 23 1/2 x 1 1/2
(C) JRPV42	R•18	1	3/4 x 12 1/2 x 42
(D) HS66	K•25	1	3/4 x 4 1/2 x 65 1/2
(E) CORBELS	R•28	2	Refer to selection

Hearth, 72″ Wide

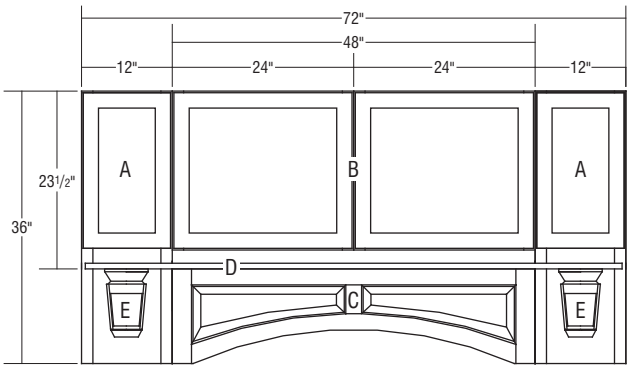

Parts Required	Page Number	Quantity	Size
(A) HP1236 L or R	K•22	2	12 x 36 x 21
(B) H36DF4823.5	K•24	1	48 x 23 1/2 x 1 1/2
(C) RPV48	R•18	1	3/4 x 12 1/2 x 48
(D) HS72	K•25	1	3/4 x 4 1/2 x 71 1/2
(E) CORBELS	R•28	2	Refer to selection

Hearth, 78″ Wide

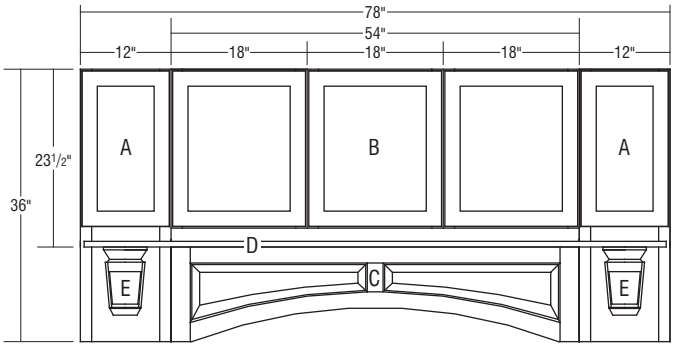

Parts Required	Page Number	Quantity	Size
(A) HP1236 L or R	K•22	2	12 x 36 x 21
(B) H36DF5423.5	K•24	1	54 x 23 1/2 x 1 1/2
(C) RPV54	R•18	1	3/4 x 12 1/2 x 54
(D) HS78	K•25	1	3/4 x 4 1/2 x 77 1/2
(E) CORBELS	R•28	2	Refer to selection

Hearth, 84″ Wide

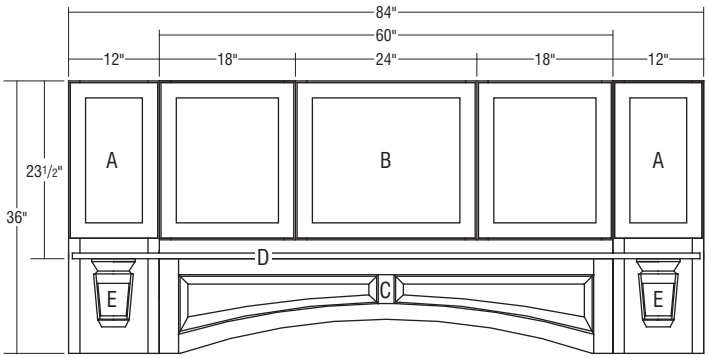

Parts Required	Page Number	Quantity	Size
(A) HP1236 L or R	K•22	2	12 x 36 x 21
(B) H36DF6023.5	K•24	1	60 x 23 1/2 x 1 1/2
(C) RPV60	R•18	1	3/4 x 12 1/2 x 54
(D) HS84	K•25	1	3/4 x 4 1/2 x 83 1/2
(E) CORBELS	R•28	2	Refer to selection

Kemper Emerge recommends a clearance of 7″ - 12″ on each side of a gas burner to a combustible surface, 3″ - 6″ from non-combustible surfaces including the backsplash surface, and 30″ from the vent. Kemper Emerge also suggests you reference local codes before installation.

Hearth SKU Collection – 48″ High, 21″ Deep

Hearth, 66″ Wide

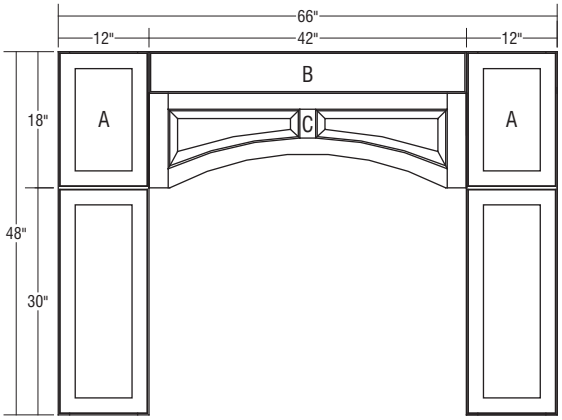

Parts Required	Page Number	Quantity	Size
(A) HP1248 L or R	K•22	2	12 x 48 x 21
(B) HOF42	K•26	1	1 1/2 x 5 1/2 x 42
(C) JRPV42	R•18	1	3/4 x 12 1/2 x 42

Hearth, 72″ Wide

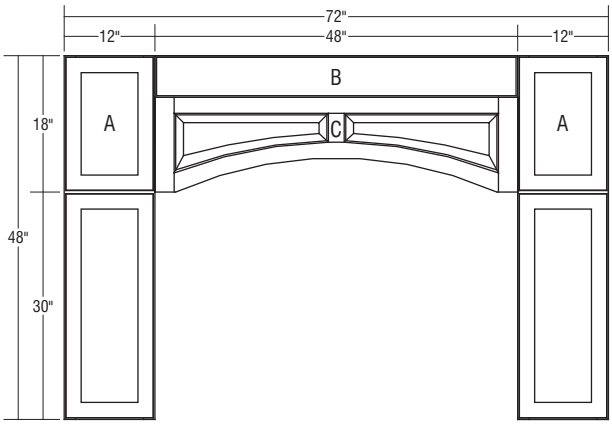

Parts Required	Page Number	Quantity	Size
(A) HP1248 L or R	K•22	2	12 x 48 x 21
(B) HOF48	K•26	1	1 1/2 x 5 1/2 x 48
(C) RPV48	R•18	1	3/4 x 12 1/2 x 48

Hearth, 78″ Wide

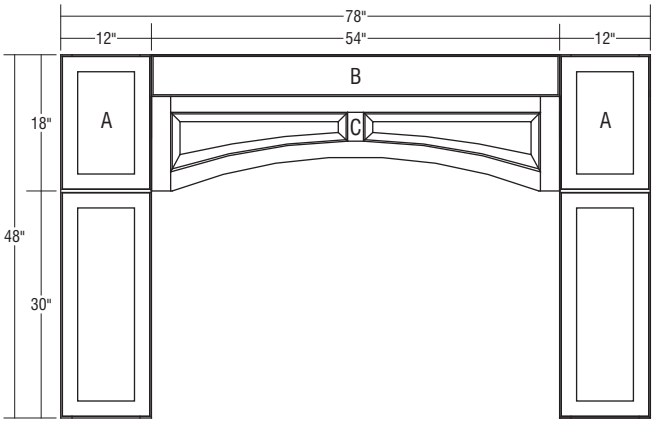

Parts Required	Page Number	Quantity	Size
(A) HP1248 L or R	K•22	2	12 x 48 x 21
(B) HOF54	K•26	1	1 1/2 x 5 1/2 x 54
(C) RPV54	R•18	1	3/4 x 12 1/2 x 54

Kemper Emerge recommends a clearance of 7″ - 12″ on each side of a gas burner to a combustible surface, 3″ - 6″ from non-combustible surfaces including the backsplash surface, and 30″ from the vent. Kemper Emerge also suggests you reference local codes before installation.

Hearth, 84″ Wide

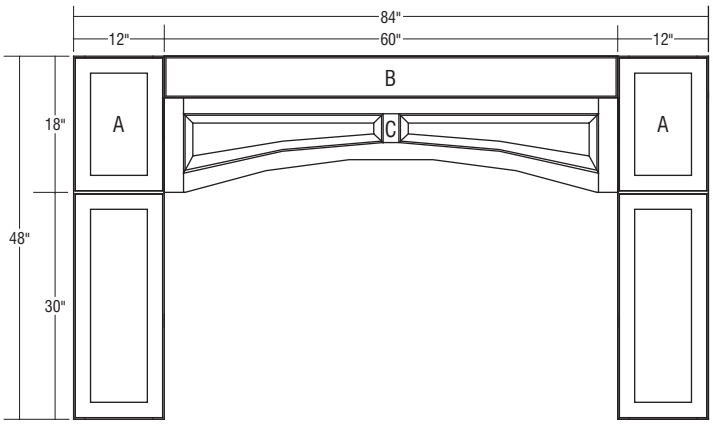

Parts Required	Page Number	Quantity	Size
(A) HP1248 L or R	K•22	2	12 x 48 x 21
(B) HOF60	K•26	1	1 1/2 x 5 1/2 x 60
(C) RPV60	R•18	1	3/4 x 12 1/2 x 60

Hearth SKU Collection – 54″ High, 21″ Deep

Hearth, 66″ Wide

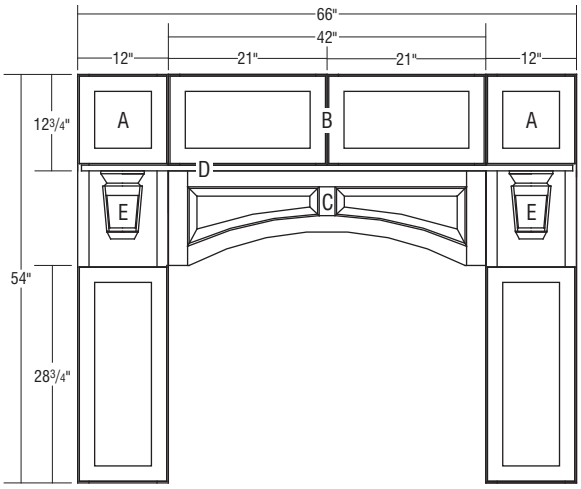

Parts Required	Page Number	Quantity	Size
(A) HP1254 L or R/ HPP1254 L or R	K•22	2	12 x 54 x 21
(B) H54DF4212.75	K•24	1	42 x 12 3/4 x 1 1/2
(C) JRPV42	R•18	1	3/4 x 12 1/2 x 42
(D) HS66	K•25	1	3/4 x 4 1/2 x 65 1/2
(E) CORBELS	R•28	2	Refer to selection

Hearth, 72″ Wide

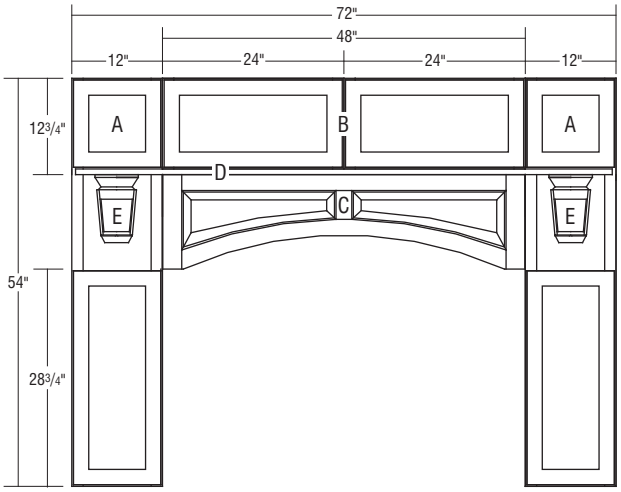

Parts Required	Page Number	Quantity	Size
(A) HP1254 L or R/ HPP1254 L or R	K•22	2	12 x 54 x 21
(B) H54DF4812.75	K•24	1	48 x 12 3/4 x 1 1/2
(C) RPV48	R•18	1	3/4 x 12 1/2 x 48
(D) HS72	K•25	1	3/4 x 4 1/2 x 71 1/2
(E) CORBELS	R•28	2	Refer to selection

Kemper Emerge recommends a clearance of 7″ - 12″ on each side of a gas burner to a combustible surface, 3″ - 6″ from non-combustible surfaces including the backsplash surface, and 30″ from the vent. Kemper Emerge also suggests you reference local codes before installation.

Hearth, 78″ Wide

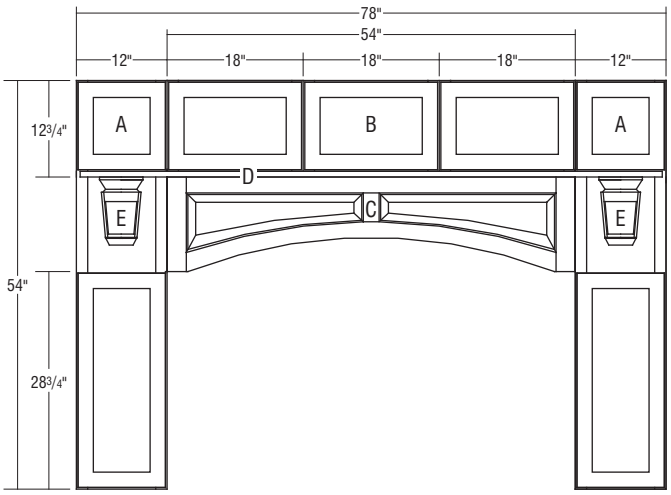

Parts Required	Page Number	Quantity	Size
(A) HP1254 L or R/ HPP1254 L or R	K•22	2	12 x 54 x 21
(B) H54DF5412.75	K•24	1	54 x 12 3/4 x 1 1/2
(C) RPV54	R•18	1	3/4 x 12 1/2 x 54
(D) HS78	K•25	1	3/4 x 4 1/2 x 77 1/2
(E) CORBELS	R•28	2	Refer to selection

Hearth, 84″ Wide

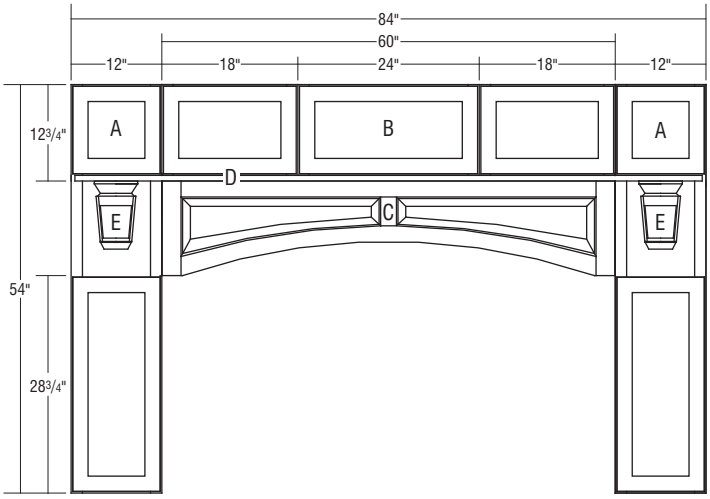

Parts Required	Page Number	Quantity	Size
(A) HP1254 L or R/ HPP1254 L or R	K•22	2	12 x 54 x 21
(B) H54DF6012.75	K•24	1	60 x 12 3/4 x 1 1/2
(C) RPV60	R•18	1	3/4 x 12 1/2 x 60
(D) HS84	K•25	1	3/4 x 4 1/2 x 83 1/2
(E) CORBELS	R•28	2	Refer to selection

Hearth SKU Collection – 60″ High, 21″ Deep

Hearth, 66″ Wide

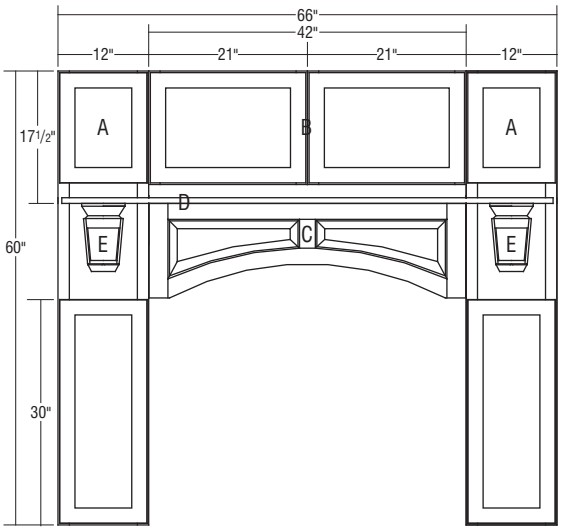

Parts Required	Page Number	Quantity	Size
(A) HP1260 L or R/ HPP1260 L or R	K•22	2	12 x 60 x 21
(B) H60DF4217.5	K•25	1	42 x 17 1/2 x 1 1/2
(C) JRPV42	R•18	1	3/4 x 12 1/2 x 42
(D) HS66	K•25	1	3/4 x 4 1/2 x 65 1/2
(E) CORBELS	R•28	2	Refer to selection

Kemper Emerge recommends a clearance of 7″ - 12″ on each side of a gas burner to a combustible surface, 3″ - 6″ from non-combustible surfaces including the backsplash surface, and 30″ from the vent. Kemper Emerge also suggests you reference local codes before installation.

Hearth, 72″ Wide

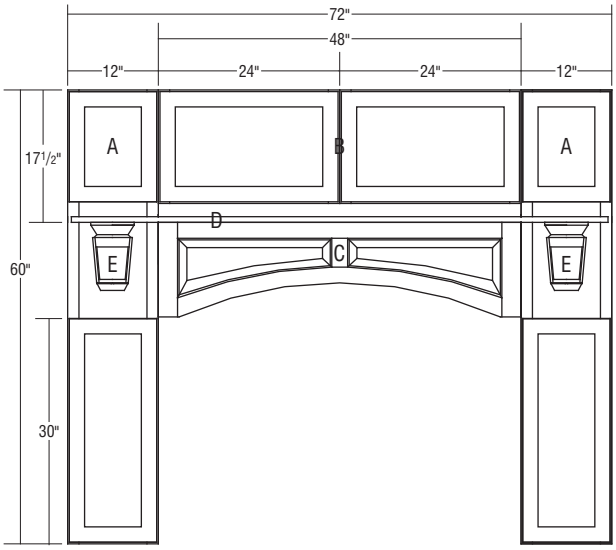

Parts Required	Page Number	Quantity	Size
(A) HP1260 L or R/ HPP1260 L or R	K•22	2	12 x 60 x 21
(B) H60DF4817.5	K•25	1	48 x 17 1/2 x 1 1/2
(C) RPV48	R•18	1	3/4 x 12 1/2 x 48
(D) HS72	K•25	1	3/4 x 4 1/2 x 71 1/2
(E) CORBELS	R•28	2	Refer to selection

Hearth, 78″ Wide

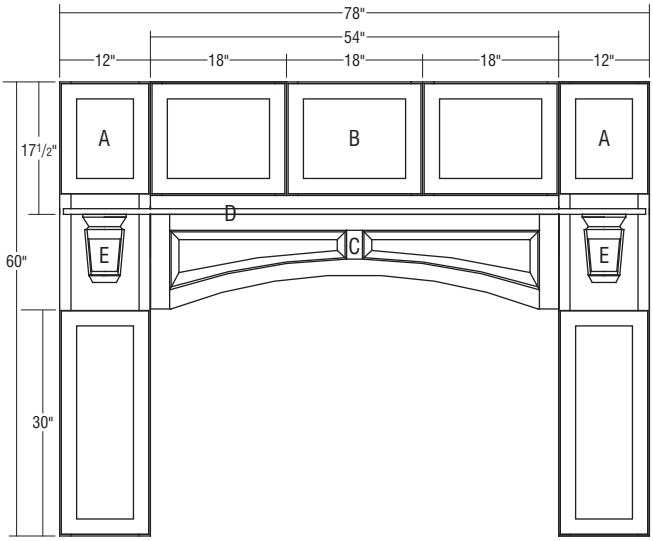

Parts Required	Page Number	Quantity	Size
(A) HP1260 L or R/ HPP1260 L or R	K•22	2	12 x 60 x 21
(B) H60DF5417.5	K•25	1	54 x 17 1/2 x 1 1/2
(C) RPV54	R•18	1	3/4 x 12 1/2 x 54
(D) HS78	K•25	1	3/4 x 4 1/2 x 77 1/2
(E) CORBELS	R•28	2	Refer to selection

Kemper Emerge recommends a clearance of 7″ - 12″ on each side of a gas burner to a combustible surface, 3″ - 6″ from non-combustible surfaces including the backsplash surface, and 30″ from the vent. Kemper Emerge also suggests you reference local codes before installation.

Hearth, 84″ Wide

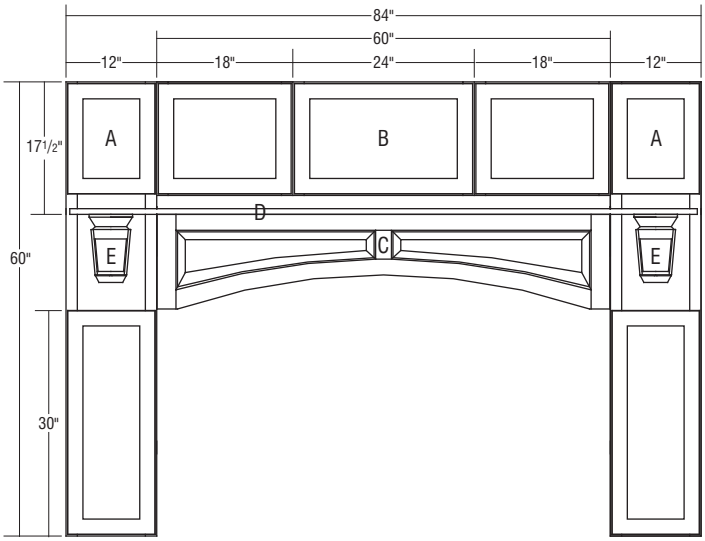

Parts Required	Page Number	Quantity	Size
(A) HP1260 L or R/ HPP1260 L or R	K•22	2	12 x 60 x 21
(B) H60DF6017.5	K•25	1	60 x 17 1/2 x 1 1/2
(C) RPV60	R•18	1	3/4 x 12 1/2 x 60
(D) HS84	K•25	1	3/4 x 4 1/2 x 83 1/2
(E) CORBELS	R•28	2	Refer to selection

Kemper Emerge recommends a clearance of 7″ - 12″ on each side of a gas burner to a combustible surface, 3″ - 6″ from non-combustible surfaces including the backsplash surface, and 30″ from the vent. Kemper Emerge also suggests you reference local codes before installation.

HEARTH PIER, 12″ WIDE, 36″, 48″, 54″, or 60″ HIGH, 21″ DEEP

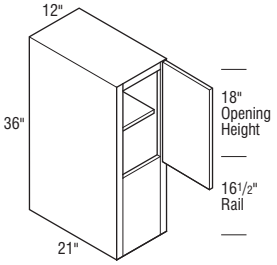

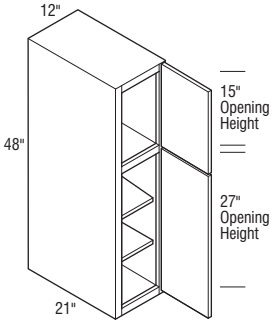

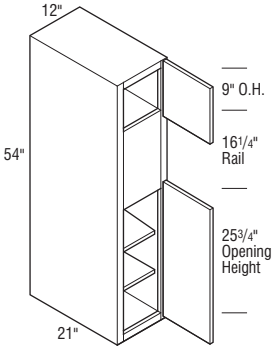

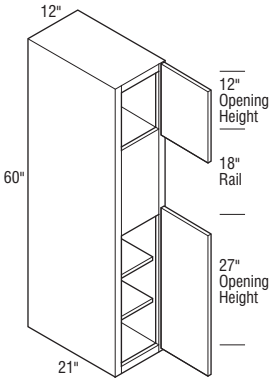

	Cubic Feet	1	2	3	4	5	6	7
HP1236 L or R (12 x 36 x 21)	6.9	1679	1759	1821	1921	2035	2223	2411

- Matching Interior standard.
- Cabinets constructed with:
  Top, bottom, one adjustable shelf. No fixed floor under door opening.

HP1248 L or R (12 x 48 x 21)	9.1	1961	2058	2127	2236	2364	2578	2792

- Cabinets constructed with:
  Top, bottom, fixed floor between doors, and two adjustable shelves in bottom opening.

HP1254 L or R (12 x 54 x 21)	10.2	2161	2270	2343	2463	2607	2842	3077

- Cabinets constructed with:
  Top, bottom, fixed floor under top door opening, and two adjustable shelves in bottom opening.

HP1260 L or R (12 x 60 x 21)	11.3	2270	2378	2452	2581	2734	2982	3230

- Cabinets constructed with:
  Top, bottom, fixed floor under top door opening, and two adjustable shelves in bottom opening.

Notes below apply to all products in section above:

- Finished Ends standard.
- For opening sizes and cabinet dimensions, see page F•11.
- Increased Depths available in 1/4″ increments from 21 1/4″ to 30″.
- Reduced Depths available in 1/4″ increments from 6″ to 20 3/4″.
- Increased or Reduced Widths available in 3″ increments. See pages G•48-G•49 for details.
- Not available with Art Glass.

Door & Drawer Options

AF	CC	CG	GAMD	IFHG	MD	MFO	PRMD	SHMD
✓		✓	✓	✓	✓	✓		✓

End Panel Options

AUTH[1]	CSFPE	EXBK	EXDN	FPE	INTGE	IPE
✓	✓	✓	✓	✓	✓	✓

Custom Modification Options

ADD_SHLF[2]	ADDTK	ADRW[3]	BVR	CBO	CCO	CFNTO	CFRMO	CND	CSDGBK	EX	EX_OL	FLUT[4]	FTK[5]	ID	IW	MIP[6]	OBRB	PFINBTMB
✓	✓	✓	✓	✓	✓	✓	✓	✓	✓	✓	✓	✓	✓	✓	✓	✓	✓	✓

RD	RECTK	ROSFLUT	RW	TKP	WS	WTR
✓	✓	✓	✓	✓	✓	✓

[1] Not available on authentic flush ends both.
[2] Only available on 36″ high.
[3] Not available on 60″ high.
[4] Not available with 6″ fluting.
[5] Not available with FTKAV and style B-L.
[6] Not available on 36″ high.

IH/RH availability charts starting on page G•40.
IW/RW availability charts starting on page G•46.

HEARTH PIER PULL-OUT, 12″ WIDE, 54″ or 60″ HIGH, 21″ DEEP

storage SOLUTIONS

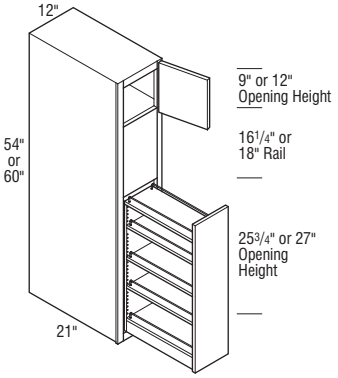

	Cubic Feet	1	2	3	4	5	6	7
HPP1254 L or R	10.2	2820	2927	3002	3121	3268	3501	3734
HPP1260 L or R	11.3	2927	3037	3115	3242	3395	3639	3883

- Finished Ends standard.
- Pull-out features three adjustable shelves with chrome rail sides.
- For opening sizes and cabinet dimensions, see page F•11.
- Not available with Art Glass.

Door & Drawer Options

AF	CC	CG	GAMD[1]	IFHG	MD	MFO	PRMD	SHMD
		✓	✓	✓		✓		

End Panel Options

AUTH[2]	CSFPE	EXBK	EXDN	FPE	INTGE	IPE
✓	✓	✓	✓	✓	✓	✓

Custom Modification Options

ADD_SHLF	ADDTK	ADRW[3]	BVR	CBO	CCO	CFNTO	CFRMO	CND	CSDGBK	EX	EX_OL	FLUT[4]	FTK[5]	ID	IW	MIP	OBRB	PFINBTMB
	✓	✓	✓					✓	✓	✓	✓	✓	✓	✓		✓	✓	✓

RD	RECTK	ROSFLUT	RW	TKP	WS	WTR
✓	✓	✓		✓		✓

[1] Not available on 54″ high.
[2] Not available with authentic flush ends both.
[3] Not available on 60″ high.
[4] Not available with 6″ fluting.
[5] Not available with FTKAV and style B-L.

HEARTH MANTEL, 6″ or 9″ HIGH

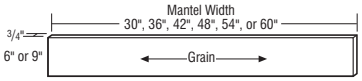

HM306	0.1	122	122	122	122	122	122	122
HM366	0.1	154	154	154	154	154	154	154
HM426	0.1	180	180	180	180	180	180	180
HM486	0.1	207	207	207	207	207	207	207
HM546	0.1	236	236	236	236	236	236	236
HM606	0.2	261	261	261	261	261	261	261
HM309	0.1	183	183	183	183	183	183	183
HM369	0.1	230	230	230	230	230	230	230
HM429	0.2	271	271	271	271	271	271	271
HM489	0.2	311	311	311	311	311	311	311
HM549	0.2	358	358	358	358	358	358	358
HM609	0.2	401	401	401	401	401	401	401

- Recommended for use with 48″ high Hearth Piers and same width Arched Valance (see page R•18).

Modifications Are Not Available

Hearths

HEARTH DOOR FRONT CONFIGURATIONS, 12 3/4″, 23 1/2″ HIGH

	Cubic Feet	1	2	3	4	5	6	7
H36DF4223.5	2.5	1244	1308	1351	1423	1510	1647	1784
H36DF4823.5	2.9	1377	1444	1495	1575	1666	1822	1978
H36DF5423.5	3.2	1560	1638	1696	1785	1893	2067	2241
H36DF6023.5	3.6	1784	1872	1940	2038	2163	2363	2563
H54DF4212.75	1.4	654	686	708	748	793	862	931
H54DF4812.75	1.6	761	799	828	867	923	1005	1087
H54DF5412.75	1.8	886	925	957	1006	1065	1171	1277
H54DF6012.75	2.0	1014	1063	1102	1160	1231	1343	1455

- Wide Bottom Rail standard.
- Unit is Face Frame and Doors Only. 1 1/2″ depth.
- Doors are working doors.
- Three door applications will have middle door hinged left unless otherwise specified.
- Some modifications not available, including Increased or Reduced Depths, Increased or Reduced Heights, Increased or Reduced Widths, Split Doors, Wide Stiles, etc.; for more detail contact customer service.

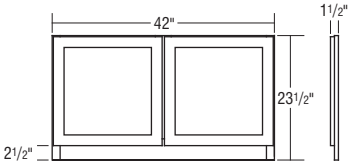

H36DF4223.5

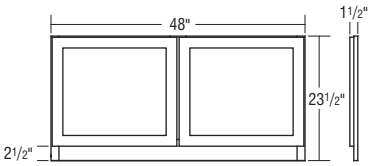

H36DF4823.5

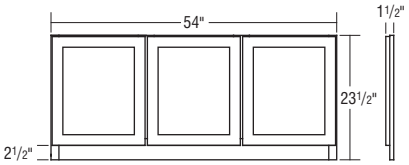

H36DF5423.5

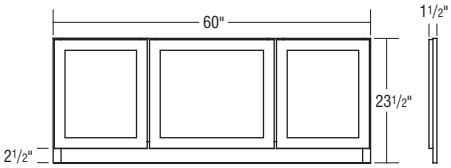

H36DF6023.5

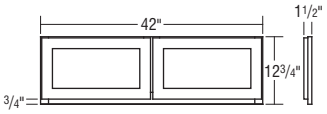

H54DF4212.75

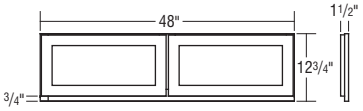

H54DF4812.75

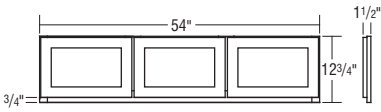

H54DF5412.75

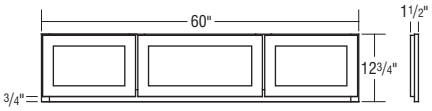

H54DF6012.75

Door & Drawer Options

AF	CC	CG	GAMD	IFHG	MD	MFO	PRMD[1]	SHMD
		✓	✓	✓	✓	✓	✓	✓

End Panel Options

AUTH	CSFPE	EXBK	EXDN	FPE	INTGE	IPE

Custom Modification Options

ADD_SHLF	ADDTK	ADRW	BVR	CBO	CCO	CFNTO	CFRMO	CND	CSDGBK	EX	EX_OL	FLUT[2]	FTK	ID	IW	MIP	OBRB	PFINBTMB
								✓		✓	✓	✓						

RD	RECTK	ROSFLUT	RW	TKP	WS	WTR
		✓				✓

[1] Not available on 12 3/4″ high.
[2] Not available with 6″ fluting.

IH/RH availability charts starting on page G•40.
IW/RW availability charts starting on page G•46.

HEARTH DOOR FRONT CONFIGURATIONS, 17 1/2″ HIGH

	Cubic Feet	1	2	3	4	5	6	7
H60DF4217.5	1.9	925	972	1005	1059	1125	1228	1331
H60DF4817.5	2.2	1046	1099	1136	1198	1269	1385	1501
H60DF5417.5	2.4	1209	1269	1313	1381	1465	1601	1737
H60DF6017.5	2.7	1419	1488	1541	1621	1717	1873	2029

- Wide Bottom Rail standard.
- Unit is Face Frame and Doors Only. 1 1/2″ depth.
- Doors are working doors.
- Three door applications will have middle door hinged left unless otherwise specified.
- Some modifications not available, including Increased or Reduced Depths, Increased or Reduced Heights, Increased or Reduced Widths, Split Doors, Wide Stiles, etc.; for more detail contact customer service.

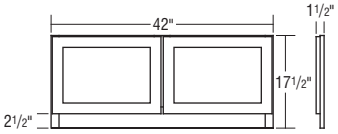

H60DF4217.5

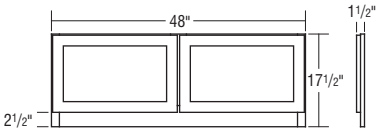

H60DF4817.5

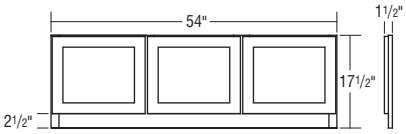

H60DF5417.5

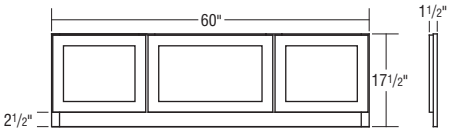

H60DF6017.5

Door & Drawer Options

AF	CC	CG	GAMD	IFHG	MD	MFO	PRMD	SHMD
		✓	✓	✓	✓	✓		✓

End Panel Options

AUTH	CSFPE	EXBK	EXDN	FPE	INTGE	IPE

Custom Modification Options

ADD_SHLF	ADDTK	ADRW	BVR	CBO	CCO	CFNTO	CFRMO	CND	CSDGBK	EX	EX_OL	FLUT[1]	FTK	ID	IW	MIP	OBRB	PFINBTMB
								✓		✓	✓	✓						

RD	RECTK	ROSFLUT	RW	TKP	WS	WTR
		✓				✓

[1] Not available with 6″ fluting.

HEARTH SHELF, 4 1/2″ DEEP

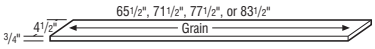

HS66	0.8	173	173	173	173	173	173	173
HS72	0.9	189	189	189	189	189	189	189
HS78	0.9	206	206	206	206	206	206	206
HS84	1.0	225	225	225	225	225	225	225

- Shelf is solid wood finished on both sides, one long edge, and two short edges.
- Available with edge profile. Specify desired profile. No. 12 profile standard. Profiles available: 10, 14, 17, 18, 27. See page D•1 for details.
- Shelves will install on top of corbels (4 1/2″ deep) and will slightly overlay the Arched Valance.
- Shelf width should match the overall hearth width (pier width + mantel/valance width).
- Actual shelf width is 1/2″ shorter than the dimension in the product code.

Door & Drawer Options

AF	CC	CG	GAMD	IFHG	MD	MFO	PRMD	SHMD
						✓		

End Panel Options

AUTH	CSFPE	EXBK	EXDN	FPE	INTGE	IPE

Custom Modification Options

ADD_SHLF	ADDTK	ADRW	BVR	CBO	CCO	CFNTO	CFRMO	CND	CSDGBK	EX	EX_OL	FLUT	FTK	ID	IW	MIP	OBRB	PFINBTMB

RD	RECTK	ROSFLUT	RW	TKP	WS	WTR

HEARTH OVERLAY FILLERS, 5 1/2″ DEEP

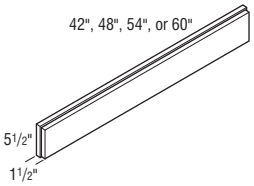

	Cubic Feet	1	2	3	4	5	6	7
HOF42	0.6	406	406	406	406	406	406	406
HOF48	0.7	463	463	463	463	463	463	463
HOF54	0.8	540	540	540	540	540	540	540
HOF60	0.9	606	606	606	606	606	606	606

- Size adjusted to door style overlay.
- Shipped loose.
- Profiled on all 4 sides.

Door & Drawer Options

AF	CC	CG	GAMD	IFHG	MD	MFO	PRMD	SHMD
						✓		

End Panel Options

AUTH	CSFPE	EXBK	EXDN	FPE	INTGE	IPE

Custom Modification Options

ADD_SHLF	ADDTK	ADRW	BVR	CBO	CCO	CFNTO	CFRMO	CND	CSDGBK	EX	EX_OL	FLUT	FTK	ID	IW	MIP	OBRB	PFINBTMB

RD	RECTK	ROSFLUT	RW	TKP	WS	WTR

CORBEL SELECTIONS

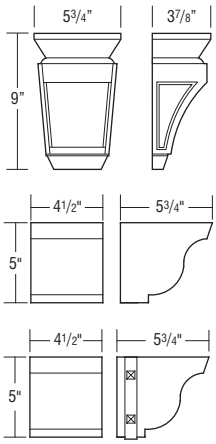

CORBELMIS9	0.3	644	644	644	644	644	644	644
CORBELOWD5	0.2	572	572	572	572	572	572	572
CORBELOWDSTR5	0.2	668	668	668	668	668	668	668

- Oak will be used for Quartersawn Oak on CORBELMIS9.
- Glazes and/or Techniques available: TW, XTW.

Modifications Are Not Available

Glazes and Techniques
F = Flooded (see page E•4.)
P = Penned (see page E•4.)
TW = Timeworn (see page E•4.)
XTW = Extra Timeworn (see page E•4.)
HW = Hewn (see page E•4.)
XHW = Extra Hewn (see page E•4.)

HEARTH LINER

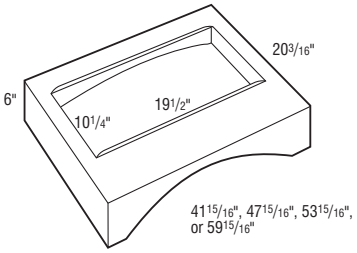

HL42	4.7	1448	1448	1448	1448	1448	1448	1448
HL48	5.4	1468	1468	1468	1468	1468	1468	1468
HL54	6.0	1770	1770	1770	1770	1770	1770	1770
HL60	6.6	1836	1836	1836	1836	1836	1836	1836

- Liner is Metallic Silver.
- Compatible with all blowers offered by Kemper Emerge.

Modifications Are Not Available

IH/RH availability charts starting on page G•40.
IW/RW availability charts starting on page G•46.

How to Use Your Kemper Emerge Price List

Your Kemper Emerge price guide contains charts with prices for each cabinetry product, arranged according to an alphabetical code. Use the chart below to determine the price code for your preferred cabinetry style.

Then refer to the various sections of this binder to find the types and sizes of cabinets required. Read across each chart to the column that corresponds to your style's price code to determine the price for each unit.

All Base Cabinets are 34 1/2″ High and 24″ Deep unless otherwise noted.

For example, if you want a base cabinet that is 12″ wide in the Kirby Cherry style, you would
- Find the price code for Kirby Cherry ("3" in the chart below)
- Refer to the "Base Cabinets" section of this binder
- Locate product code B12 L or R (B = base, 12 = width in inches)
- Read across the chart in the same row to column 3 to find the price for this model in Kirby Cherry

Door Styles	Alder	Cherry	Maple	MDF	Quartersawn Oak	Rustic Alder	Walnut
Amstead NEW	3	5	3		5	3	6
Burke	3	5	3		5	3	6
Burke Beaded Inset	3+15%	5+15%	3+15%		5+15%	3+15%	6+15%
Burke Inset	3+15%	5+15%	3+15%		5+15%	3+15%	6+15%
Butler NEW	4	6	4		6	4	7
Caprice NEW	4	6	4	1	6		7
Caprice Beaded Inset NEW				1+15%			
Caprice Inset NEW				1+15%			
Decker	2	4	2		4	2	6
Decker Beaded Inset	2+15%	4+15%	2+15%		4+15%	2+15%	6+15%
Decker Inset	2+15%	4+15%	2+15%		4+15%	2+15%	6+15%
Gordon	1	3	1		3	1	5
Gordon Beaded Inset	1+15%	3+15%	1+15%		3+15%	1+15%	5+15%
Gordon Inset	1+15%	3+15%	1+15%		3+15%	1+15%	5+15%
Kirby	1	3	1		3	1	5
Kirby Beaded Inset	1+15%	3+15%	1+15%		3+15%	1+15%	5+15%
Kirby Inset	1+15%	3+15%	1+15%		3+15%	1+15%	5+15%
Landry	5	6	5		6	5	7
Landry Beaded Inset	5+15%	6+15%	5+15%		6+15%	5+15%	7+15%
Landry Inset	5+15%	6+15%	5+15%		6+15%	5+15%	7+15%
Northrope NEW	3	5	3		5	3	6
Shanley	1	3	1		3	1	5
Shanley Beaded Inset	1+15%	3+15%	1+15%		3+15%	1+15%	5+15%
Shanley Inset	1+15%	3+15%	1+15%		3+15%	1+15%	5+15%
Tate	2	4	2		4	2	6
Tate Beaded Inset	2+15%	4+15%	2+15%		4+15%	2+15%	6+15%
Tate Inset	2+15%	4+15%	2+15%		4+15%	2+15%	6+15%
Vinson	2	4	2		4	2	6
Vinson Beaded Inset	2+15%	4+15%	2+15%		4+15%	2+15%	6+15%
Vinson Inset	2+15%	4+15%	2+15%		4+15%	2+15%	6+15%
Whitman NEW	1	3	1		3	1	5
Whitman Beaded Inset NEW	1+15%	3+15%	1+15%		3+15%	1+15%	5+15%
Whitman Inset NEW	1+15%	3+15%	1+15%		3+15%	1+15%	5+15%

Kemper Emerge Modification Option Descriptions

Your Kemper Emerge price guide contains charts with modification option codes for each applicable cabinetry product. Reference the listing below to identify the modification description.

Door & Drawer Options

Option	Description
AF	Aluminum Door
AOMBWB	Automatic Opening Mechanism for Wastebaskets
CC	Craftsman Door
CG	Cut-for-glass
GAMD	Gallery Mullion Door
IFHG	Inset Finial Hinges
MD	Mullion Door
PRMD	Prairie Mullion Door
PTOWB	Push-to-Open Wastebasket
SHMD	Shaker Mullion Door
SPLITDR	Split Doors
SPLITDRWS	Split Drawers
TCP	Transom w/both sections Center Panels

End Panel Options

Option	Description
AUTH	Authentic Flush End
CSFPE	Car Siding Flush Panel End
EXBK	End Extended Back
FFD	Face Frame and Door on End
FL/FR	Finished Ends
FPE	Flush Panel End
INTGE	Integral End
IPE	Inset Panel Ends

Custom Modification Options

Option	Description
ADD_SHLF	Add Shelf
ADDTK	Add Toekick
CBO	Cabinet Box Only
CCO	Cabinet Case Only
CFNTO	Cabinet Front Only
CFP	Cabinet False Panel
CFRMO	Cabinet Frame Only
CHGDRW	Charging Drawer
CLIP	Clipped Corner
CMAT	CabMat™
CND	Cabinet No Door
CSDGBK	Car Siding Back
DRT	Deep Roll Trays
DRWSEC	Secured Drawer
DRWTK	Toekick Drawer
EX	Extended Stile
EX_OL	Extended Stile with Overlay
FBFL	Finished Blind
FD	Full Depth Shelf
FDSRTBTM	Roll Tray Bottom with Full Depth Shelf
FLUT	Fluting
FTK	Flush Toekick
ID	Increased Depth
IH	Increased Height
INVFRM	Inverted Frame
IW	Increased Width
LIGHT	Lighting
MIP	Matching Interior
OBRB	Open Bottom Rail Base
PFINBTMB	Finished Bottom
RD	Reduced Depth
RECTK	Recessed Toekick
RECTK_6	Recessed Toekick – 6″
RECTKFRT6	Recessed Toekick Front – 6″
RH	Reduced Height
ROSFLUT	Rose Fluting
RT	Roll Trays
RW	Reduced Width
SBCADDY	Sink Base Cleaning Caddy
SBCADDYSM	Sink Base Cleaning Caddy Small
SCPDRW	Scooped Drawer
SRT	Scooped Roll Tray
STW	Stacked Wall Cabinet Heights
TD	Tray Divider
TKP	Toekick Pedestal
TVR	Top Valance Rail
UDBX	U-shaped Drawer Box
URT	U-shaped Roll Tray
VTK	Void Toekick
WS	Wide Stiles
WTCD	Wood Tiered Cutlery Divider Drawer
WTKCUP	Wood Tiered K-Cup Drawer
WTR	Wide Top Rail

BASE, 34 1/2″ HIGH, 24″ DEEP

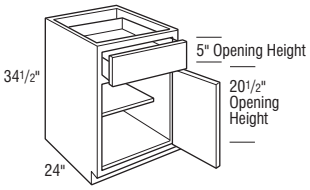

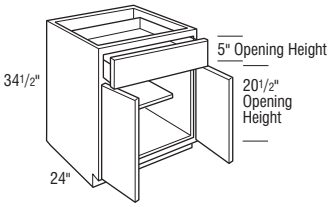

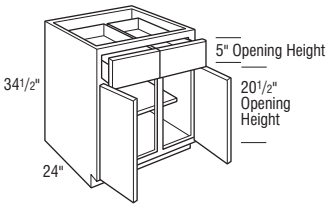

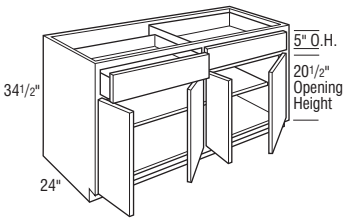

	Cubic Feet	1	2	3	4	5	6	7
B9 L or R	5.8	957	1003	1031	1089	1149	1250	1351
B12 L or R	7.5	987	1033	1073	1131	1198	1305	1412
B15 L or R	9.1	1063	1120	1162	1223	1284	1410	1536
B18 L or R	10.8	1095	1145	1183	1248	1313	1439	1565
B21 L or R	12.4	1151	1206	1250	1319	1390	1520	1650
B24 L or R	14.1	1198	1254	1296	1369	1436	1563	1690
B24	14.1	1484	1556	1601	1688	1792	1959	2126
B27	15.7	1644	1727	1788	1887	1986	2174	2362
B30	17.4	1700	1784	1843	1948	2044	2239	2434
B33	19.0	1746	1831	1899	2004	2104	2298	2492
B36	20.7	1792	1881	1948	2056	2163	2363	2563
B39	22.4	1827	1918	1985	2098	2203	2404	2605
B42	24.0	1879	1969	2041	2156	2272	2478	2684
B45	25.7	1981	2078	2156	2276	2395	2618	2841
B48CS	27.3	2067	2166	2243	2372	2494	2726	2958
B48	27.3	2273	2382	2468	2609	2743	2998	3253

- Two sets of butt doors.

Notes below apply to all products in section above:

- One adjustable 15″ deep shelf.
- Reduced Depths available in 1/4″ increments from 12″ to 23 3/4″.

Door & Drawer Options

AF	AOMBWB	CC	CG	GAMD	IFHG	MD	PRMD[1]	PTOWB	SHMD[2]	SPLITDR[3]	SPLITDRWS[4]	TCP
			✓	✓	✓	✓	✓		✓	✓	✓	

End Panel Options

AUTH	CSFPE	EXBK	FFD	FL/FR	FPE	INTGE	IPE
✓	✓	✓	✓	✓	✓	✓	✓

Custom Modification Options

ADD_SHLF	ADDTK	CBO	CCO	CFNTO	CFP	CFRMO	CHGDRW[5]	CLIP[6]	CMAT	CND	CSDGBK	DRT	DRWSEC[7]	DRWTK[8]	EX	EX_OL	FBFL	FD
		✓	✓	✓	✓	✓	✓	✓		✓	✓		✓	✓	✓	✓		✓

FDSRTBTM[2]	FLUT[9]	FTK[10]	ID	IH	INVFRM	IW[11]	LIGHT	MIP	OBRB	PFINBTMB	RD	RECTK	RECTK_6[12]	RECTKFRT6	RH	ROSFLUT	RT[2]
✓	✓	✓		✓	✓	✓		✓	✓		✓	✓	✓	✓	✓	✓	✓

RW	SBCADDY[2]	SBCADDYSM[1]	SCPDRW	SRT	STW	TD	TKP	TVR[13]	UDBX[14]	URT	VTK	WS[15]	WTCD[16]	WTKCUP[17]	WTR[18]
	✓	✓	✓			✓	✓	✓	✓		✓	✓	✓	✓	✓

[1] Not available on 9″ or 12″ wide.
[2] Not available on 9″ wide.
[3] Only available on 24″ (2 doors)-39″ wide.
[4] Only available on 24″ (1 and 2 doors)-39″ wide.
[5] Only available with 36″ wide. 36″ wide only available in conjunction with SPLITDRWS modification.
[6] Not available on 9″, 12″ or 24″ (2 doors) wide.
[7] Not available on 9″-15″, 27″-39″, or 45″ wide.
[8] Only available on 24″ (1 and 2 doors), 30″ and 36″ wide.
[9] 6″ fluting not available on 9″, 12″, 15″, or 24″ (2 doors) wide. 6″ fluting both not available on 18″ or 21″ wide.
[10] FTKAV and style B-L not available on 9″ or 12″ wide.
[11] Not available on 24″ (1 door) or 48″ wide.
[12] 9″ and 12″ wide can only be recessed in front and/or back. 15″ and 18″ wide can only be recessed in the front, back, and/or one side only.
[13] Not available on 18″, 21″, 24″ (2 doors), or 27″ wide. TVRAV and style B-L not available on 12″, 42″ or 45″ wide.
[14] Only available on 24″ (1 and 2 doors)-39″ and 48″ wide.
[15] Not available on 9″ or 24″ (2 doors) wide. Wide stile 3″ both not available on 12″ wide.
[16] Only available on 30″, 36″, 42″, and 48″ wide.
[17] Only available on 21″, 24″ (1 door and 2 doors) and 36″ wide.
[18] Only available on 36″ wide.

Base Cabinets

BASE BUFFET, 34 1/2″ HIGH, 24″ DEEP

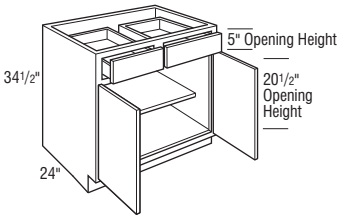

	Cubic Feet	1	2	3	4	5	6	7
B30B	17.4	1700	1784	1843	1948	2044	2239	2434
B33B	19.0	1745	1831	1898	2003	2103	2297	2491
B36B	20.7	1792	1880	1948	2056	2163	2363	2563

- One adjustable 15″ deep shelf.
- Reduced Depths available in 1/4″ increments from 12″ to 23 3/4″.
- Reveal between drawers will not align with doors below.

Door & Drawer Options

AF	AOMBWB	CC	CG	GAMD	IFHG	MD	PRMD	PTOWB	SHMD	SPLITDR	SPLITDRWS	TCP
			✓		✓	✓	✓			✓		

End Panel Options

AUTH	CSFPE	EXBK	FFD	FL/FR	FPE	INTGE	IPE
✓	✓		✓		✓	✓	✓

Custom Modification Options

ADD_SHLF	ADDTK	CBO	CCO	CFNTO	CFP	CFRMO	CHGDRW[1]	CLIP	CMAT	CND	CSDGBK	DRT	DRWSEC[1]	DRWTK	EX	EX_OL	FBFL	FD
		✓	✓	✓	✓	✓	✓	✓		✓	✓		✓	✓	✓	✓		✓

FDSRTBTM	FLUT	FTK	ID	IH	INVFRM	IW	LIGHT	MIP	OBRB	PFINBTMB	RD	RECTK	RECTK_6	RECTKFRT6	RH	ROSFLUT	RT
✓	✓	✓		✓	✓	✓		✓	✓		✓	✓	✓	✓	✓	✓	✓

RW	SBCADDY	SBCADDYSM	SCPDRW	SRT	STW	TD	TKP	TVR	UDBX	URT	VTK	WS	WTCD[2]	WTKCUP[1]	WTR
	✓	✓	✓			✓	✓	✓			✓	✓	✓	✓	✓

[1] Only available on 36″ wide.
[2] Only available on 30″ and 36″ wide.

BASE with BREAD BOARD, 34 1/2″ HIGH, 24″ DEEP

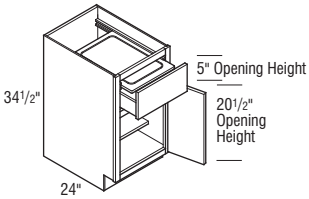

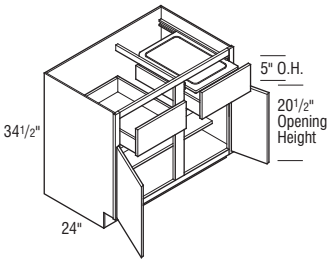

		1	2	3	4	5	6	7
B12BB L or R	7.5	1442	1512	1563	1648	1724	1881	2038
B15BB L or R	9.1	1514	1586	1644	1727	1830	2001	2172
B18BB L or R	10.8	1604	1685	1734	1830	1933	2109	2285
B21BB L or R	12.4	1711	1796	1860	1958	2072	2263	2454
B24BB L or R	14.1	1842	1930	2005	2109	2225	2435	2645
B24BB*	14.1	2254	2364	2447	2580	2734	2988	3242
B30BB L or R	17.4	2258	2369	2449	2583	2739	2990	3241
B36BB L or R	20.7	2390	2509	2594	2739	2899	3167	3435
B42BB L or R	24.0	2640	2767	2866	3020	3199	3497	3795
B48BB L or R	27.3	2875	3014	3123	3290	3485	3810	4135

- L or R must be specified to denote Bread Board location.

Notes below apply to all products in section above:

- One adjustable 15″ deep shelf.

*One drawer - two doors; butt doors standard.

Door & Drawer Options

AF	AOMBWB	CC	CG	GAMD	IFHG	MD	PRMD[1]	PTOWB	SHMD	SPLITDR	SPLITDRWS	TCP
			✓	✓	✓	✓	✓		✓			

End Panel Options

AUTH	CSFPE	EXBK	FFD[2]	FL/FR	FPE	INTGE	IPE
✓	✓	✓	✓	✓	✓	✓	✓

Custom Modification Options

ADD_SHLF	ADDTK	CBO	CCO	CFNTO	CFP[2]	CFRMO	CHGDRW	CLIP[3]	CMAT	CND	CSDGBK	DRT	DRWSEC	DRWTK[4]	EX	EX_OL	FBFL	FD
		✓			✓			✓		✓	✓			✓	✓	✓		✓

FDSRTBTM	FLUT[5]	FTK[6]	ID	IH	INVFRM	IW	LIGHT	MIP	OBRB	PFINBTMB	RD	RECTK	RECTK_6[7]	RECTKFRT6	RH	ROSFLUT	RT
✓	✓	✓		✓				✓	✓			✓	✓	✓	✓	✓	✓

RW	SBCADDY	SBCADDYSM[1]	SCPDRW[8]	SRT	STW	TD	TKP	TVR[9]	UDBX	URT	VTK	WS[10]	WTCD	WTKCUP[11]	WTR[12]
	✓	✓	✓			✓	✓	✓			✓	✓		✓	✓

[1] Not available on 12″ wide.
[2] Not available on 12″-24″ (1 door and 2 doors) wide.
[3] 3″ clipped corners available on 15″-24″ (1 door) wide.
[4] Only available on 24″ (1 door and 2 doors)-36″ wide.
[5] 6″ fluting not available on 12″, 15″ or 24″ (2 doors) and fluting both 6″ not available on 12″-36″ wide.
[6] FTKAV and style B-L not available on 12″ wide.
[7] 12″ wide can only be recessed in front and/or back. 15″ and 18″ wide can only be recessed in the front, back, and/or one side only.
[8] Not available on 12″-24″ (1 door) wide.
[9] Not available on 18″-21″ or 24″ (2 doors) wide. TVRAV and style B-L not available on 36″ or 42″ wide.
[10] Not available on 12″ or 30″ wide. Not available on wide stile 1.5″ except on the wide stile both 1.5″. 36″-48″ wide only available on wide stile both 3″.
[11] Only available on 36″ wide.
[12] Not available on 18″, 21″, or 24″ (2 doors) wide.

IH/RH availability charts starting on page G•40.
IW/RW availability charts starting on page G•46.

BASE with CHARGING DRAWER, 34 1/2″ HIGH, 24″ DEEP

storage SOLUTIONS

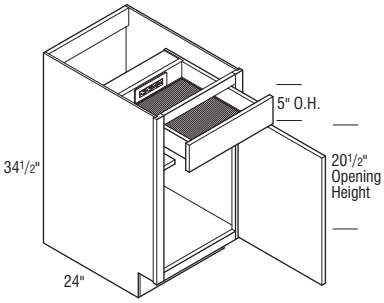

	Cubic Feet	1	2	3	4	5	6	7
B18CHGDRW L or R	10.8	2327	2376	2415	2479	2544	2671	2798

- One adjustable 15″ deep shelf.
- Charging drawer has full extension, concealed Smart Stop slides.
- 110 lb. rated.
- 120V outlet must be installed in rear of cabinet within 10″ of bottom of drawer, in rear of cabinet.
- CUL US listed power strip with two 120V plugs and two 2.1 amp USB ports.
- Max Current: AC 15 amps @ 120VAC; USB 2.1 amp and 5 VDC each.
- Tamper resistant outlets.
- Power cord with NEMA 5-15 plug.
- Integrated cord guide mounts to cabinet side to ensure safe operation.
- Black, shock absorbing mat included.
- Special sizes not available.
- Only available in 24″ deep.
- Not available on Inset or Beaded Inset Styles.

Door & Drawer Options

AF	AOMBWB	CC	CG	GAMD	IFHG	MD	PRMD	PTOWB	SHMD	SPLITDR	SPLITDRWS	TCP
		✓	✓	✓		✓	✓		✓			

End Panel Options

AUTH	CSFPE	EXBK	FFD	FL/FR	FPE	INTGE	IPE
✓	✓	✓	✓	✓	✓	✓	

Custom Modification Options

ADD_SHLF	ADDTK	CBO	CCO	CFNTO	CFP	CFRMO	CHGDRW	CLIP	CMAT	CND	CSDGBK	DRT	DRWSEC	DRWTK	EX	EX_OL	FBFL	FD
		✓	✓	✓		✓				✓	✓			✓	✓	✓		

FDSRTBTM	FLUT	FTK	ID	IH	INVFRM	IW	LIGHT	MIP	OBRB	PFINBTMB	RD	RECTK	RECTK_6[1]	RECTKFRT6	RH	ROSFLUT	RT
		✓	✓	✓				✓	✓				✓	✓			

RW	SBCADDY	SBCADDYSM	SCPDRW	SRT	STW	TD	TKP	TVR	UDBX	URT	VTK	WS	WTCD	WTKCUP	WTR
							✓	✓			✓				✓

[1] Can only be recessed in the front, back, and/or one side only.

Base Cabinets

BASE with ROLL TRAYS, 34 1/2″ HIGH, 24″ DEEP

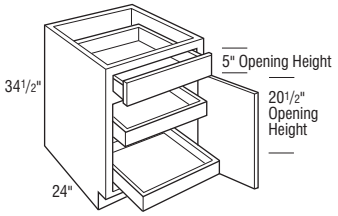

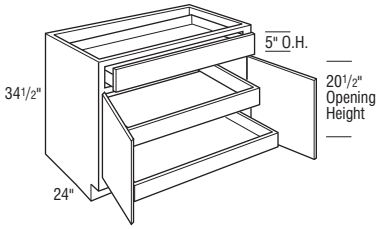

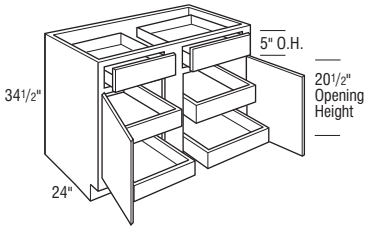

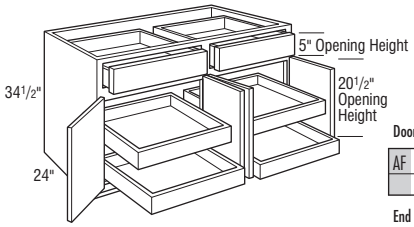

	Cubic Feet	1	2	3	4	5	6	7
B12RT L or R	7.5	1753	1799	1842	1898	1962	2073	2184
B15RT L or R	9.1	1831	1887	1929	1989	2050	2178	2306
B18RT L or R	10.8	1861	1912	1951	2016	2079	2207	2335
B21RT L or R	12.4	1919	1975	2018	2087	2157	2287	2417
B24RT L or R	14.1	1962	2021	2064	2134	2203	2332	2461

- Contains two easily adjustable roll trays.

B24RT	14.1	2249	2324	2367	2453	2558	2727	2896
B27RT	15.7	2412	2494	2554	2652	2752	2938	3124
B30RT	17.4	2470	2550	2611	2716	2813	3006	3199
B33RT	19.0	2512	2597	2669	2772	2871	3066	3261
B36RT	20.7	2558	2647	2716	2823	2929	3131	3333

- Contains two easily adjustable roll trays.

B39RT	22.4	3319	3410	3477	3590	3695	3897	4099
B42RT	24.0	3371	3462	3534	3647	3764	3970	4176
B45RT	25.7	3474	3572	3647	3770	3887	4109	4331
B48CSRT	27.3	3559	3658	3736	3864	3987	4220	4453

- Includes four easily adjustable roll trays and center mullion.
- 39″ wide and wider will receive two easily adjustable roll trays in the width.

B48RT	27.3	3914	4023	4108	4250	4385	4641	4897

- Two sets of butt doors.
- Includes four easily adjustable roll trays and center mullion.

Notes below apply to all products in section above:

- Reduced Depths available in 1/4″ increments from 12″ to 23 3/4″.
- Exceptions may apply when using IW with Clipped Corners or Wide Stiles. Please reference these sections in Section G for more details.

Door & Drawer Options

AF	AOMBWB	CC	CG	GAMD	IFHG	MD	PRMD[1]	PTOWB	SHMD	SPLITDR	SPLITDRWS[2]	TCP
			✓	✓	✓	✓	✓		✓		✓	

End Panel Options

AUTH	CSFPE	EXBK	FFD	FL/FR	FPE	INTGE	IPE
✓	✓	✓		✓	✓	✓	✓

Custom Modification Options

ADD_SHLF	ADDTK	CBO	CCO[3]	CFNTO	CFP	CFRMO	CHGDRW[4]	CLIP[5]	CMAT	CND	CSDGBK	DRT	DRWSEC[6]	DRWTK[7]	EX	EX_OL	FBFL	FD
		✓	✓	✓	✓	✓	✓	✓		✓	✓	✓	✓	✓	✓	✓		

FDSRTBTM	FLUT[8]	FTK[9]	ID	IH	INVFRM	IW[10]	LIGHT	MIP	OBRB	PFINBTMB	RD	RECTK	RECTK_6[11]	RECTKFRT6	RH	ROSFLUT	RT[12]
	✓	✓		✓	✓	✓		✓	✓		✓	✓	✓	✓	✓	✓	✓

RW	SBCADDY	SBCADDYSM	SCPDRW	SRT	STW	TD	TKP	TVR[13]	UDBX[14]	URT[14]	VTK	WS[15]	WTCD[16]	WTKCUP[17]	WTR
			✓	✓			✓	✓	✓	✓	✓	✓	✓	✓	✓

[1] Not available on 12″ wide.
[2] Only available on 24″-36″ wide.
[3] Not available on 30″-48″ wide.
[4] Only available with 36″ wide. 36″ wide only available in conjunction with SPLITDRWS modification.
[5] Not available on 9″ or 24″ (2 doors) wide.
[6] Not available on 12″, 15″, 27″-36″, 39″, or 45″ wide.
[7] Only available on 24″ (1 door), 30″ and 36″ wide.
[8] 6″ fluting not available on 12″, 15″, 42″, or 48″ wide. 6″ fluting both not available on 18″-24″ (1 door and 2 doors) wide.
[9] FTKAV and style B-L not available on 12″ wide.
[10] Not available on 24″ (1 door and 2 doors) wide.
[11] 12″ wide can only be recessed in front and/or back. 15″ and 18″ wide can only be recessed in the front, back, and/or one side only.
[12] Not available on 39″ or 45″ wide.
[13] Not available on 39″-48″ wide and TVRAV and style B-L not available on 12″ wide.
[14] Not available on 12″-21″ or 39″-45″ wide.
[15] Only available on 30″, 36″, 42″, and 48″ wide.
[16] Not available on 12″, 27″, 33″, 36″, 39″, or 45″ wide.
[17] Only available on 36″ wide.

IH/RH availability charts starting on page G•40.
IW/RW availability charts starting on page G•46.

BASE with ROLL TRAYS and CHARGING DRAWER, 34 1/2″ HIGH, 24″ DEEP

storage SOLUTIONS

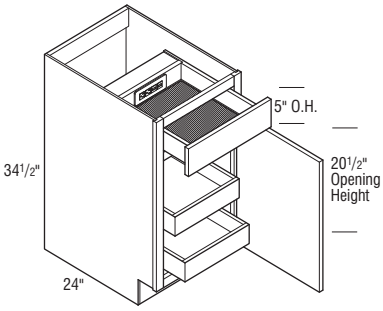

	Cubic Feet	1	2	3	4	5	6	7
B18CHGDRWRT L or R	10.8	3092	3144	3182	3248	3311	3438	3565

- Contains two easily adjustable roll trays.
- Charging drawer has full extension, concealed Smart Stop slides.
- 110 lb. rated.
- 120V outlet must be installed in rear of cabinet within 10″ of bottom of drawer, in rear of cabinet.
- CUL US listed power strip with two 120V plugs and two 2.1 amp USB ports.
- Max Current: AC 15 amps @ 120VAC; USB 2.1 amp and 5 VDC each.
- Tamper resistant outlets.
- Power cord with NEMA 5-15 plug.
- Integrated cord guide mounts to cabinet side to ensure safe operation.
- Black, shock absorbing mat included.
- Special sizes not available.
- Only available in 24″ deep.
- Not available on Inset or Beaded Inset Styles.

Door & Drawer Options

AF	AOMBWB	CC	CG	GAMD	IFHG	MD	PRMD	PTOWB	SHMD	SPLITDR	SPLITDRWS	TCP
			✓	✓		✓	✓		✓			

End Panel Options

AUTH	CSFPE	EXBK	FFD	FL/FR	FPE	INTGE	IPE
✓	✓			✓	✓	✓	

Custom Modification Options

ADD_SHLF	ADDTK	CBO	CCO	CFNTO	CFP	CFRMO	CHGDRW	CLIP	CMAT	CND	CSDGBK	DRT	DRWSEC	DRWTK	EX	EX_OL	FBFL	FD
		✓	✓	✓		✓		✓		✓	✓	✓		✓		✓		

FDSRTBTM	FLUT[1]	FTK	ID	IH	INVFRM	IW	LIGHT	MIP	OBRB	PFINBTMB	RD	RECTK	RECTK_6[2]	RECTKFRT6	RH	ROSFLUT	RT
	✓	✓						✓	✓				✓	✓			

RW	SBCADDY	SBCADDYSM	SCPDRW	SRT	STW	TD	TKP	TVR	UDBX	URT	VTK	WS[3]	WTCD	WTKCUP	WTR
				✓			✓	✓			✓	✓			

[1] Not available with 6″ fluting or fluting both.
[2] Can only be recessed in the front, back, and/or one side only.
[3] Not available with WSR1.5, WSL1.5, WSL&R3.

BASE with WOOD TIERED CUTLERY DIVIDER, 34 1/2″ HIGH, 24″ DEEP

storage SOLUTIONS

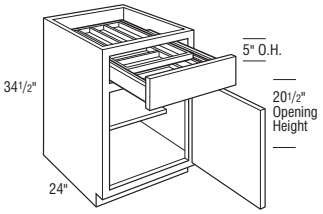

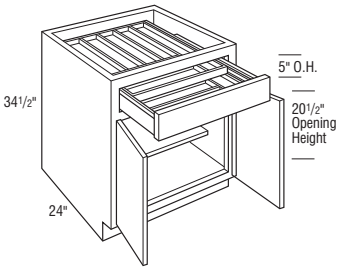

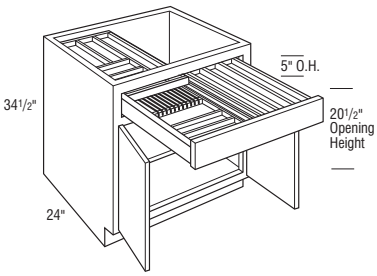

	Cubic Feet	1	2	3	4	5	6	7
B15WTCD L or R	9.1	1585	1638	1684	1744	1803	1929	2055
B18WTCD L or R	10.8	1616	1662	1704	1769	1833	1958	2083
B21WTCD L or R	12.4	1673	1727	1770	1837	1912	2041	2170
B24WTCD L or R	14.1	1718	1776	1816	1889	1955	2087	2219
B24WTCD	14.1	2004	2076	2122	2208	2313	2481	2649
B30WTCD	17.4	2587	2671	2730	2835	2931	3126	3321
B36WTCD	20.7	2679	2767	2835	2943	3050	3250	3450

Notes below apply to all products in section above:

- One adjustable 15″ deep shelf.
- Exterior WTCD drawer box height is 3 3/4″, interior height of top and bottom tier is 1 3/8″.
- Different sizes of the cutlery dividers may have different configurations. Please reference the accessory section on page S•5 for more details.

Door & Drawer Options

AF	AOMBWB	CC	CG	GAMD	IFHG	MD	PRMD	PTOWB	SHMD	SPLITDR	SPLITDRWS	TCP
			✓	✓	✓	✓	✓		✓			

End Panel Options

AUTH	CSFPE	EXBK	FFD	FL/FR	FPE	INTGE	IPE
✓	✓	✓	✓	✓	✓	✓	✓

Custom Modification Options

ADD_SHLF	ADDTK	CBO	CCO	CFNTO	CFP	CFRMO	CHGDRW	CLIP[1]	CMAT	CND	CSDGBK	DRT	DRWSEC	DRWTK[2]	EX	EX_OL	FBFL	FD
		✓	✓	✓		✓		✓		✓	✓			✓	✓	✓		✓

FDSRTBTM	FLUT[3]	FTK	ID	IH	INVFRM	IW	LIGHT	MIP	OBRB	PFINBTMB	RD	RECTK	RECTK_6[4]	RECTKFRT6	RH	ROSFLUT	RT
✓	✓	✓	✓	✓			✓	✓				✓	✓	✓	✓	✓	✓

RW	SBCADDY	SBCADDYSM	SCPDRW	SRT	STW	TD	TKP	TVR	UDBX	URT	VTK	WS[5]	WTCD	WTKCUP	WTR
	✓	✓				✓	✓	✓			✓	✓			✓

[1] Not available on 15″ or 24″ (2 doors) wide.
[2] Not available on 15″-21″ wide.
[3] 6″ fluting not available on 15″, 18″ or 24″ (2 doors) wide and not available with 6″ fluting both.
[4] 15″ and 18″ wide can only be recessed in the front, back, and/or one side only.
[5] Not available on 15″ or 24″ (2 doors) wide. Not available with wide stiles 1.5″ except wide stile both 1.5″. Wide stile both 3″ only available on 24″ (1 door) wide.

Base Cabinets

BASE with WOOD TIERED CUTLERY DIVIDER and ROLL TRAYS, 34 1/2″ HIGH, 24″ DEEP

storage SOLUTIONS

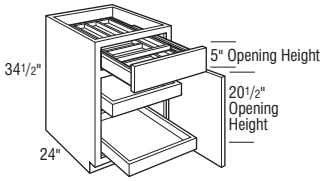

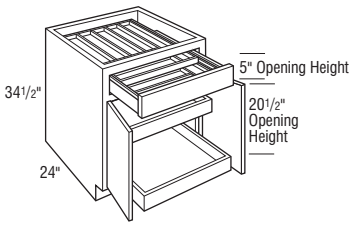

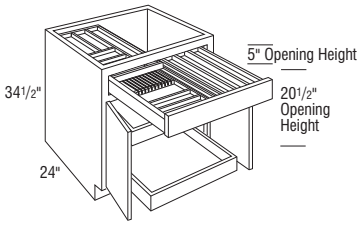

	Cubic Feet	1	2	3	4	5	6	7
B15RTWTCD L or R	9.1	2324	2379	2421	2480	2543	2670	2797
B18RTWTCD L or R	10.8	2353	2405	2443	2509	2572	2699	2826
B21RTWTCD L or R	12.4	2806	2862	2904	2973	3043	3173	3303
B24RTWTCD L or R	14.1	2848	2908	2951	3020	3089	3219	3349
B24RTWTCD	14.1	3288	3405	3494	3635	3796	4066	4336
B30RTWTCD	17.4	3357	3436	3497	3603	3699	3893	4087
B36RTWTCD	20.7	3445	3533	3603	3709	3816	4017	4218

Notes below apply to all products in section above:

- Two roll trays standard.
- Includes Wood Tiered Cutlery Divider Drawer.
- Exterior WTCD drawer box height is 3 3/4″, interior height of top and bottom tier is 1 3/8″.
- Cabinet may accommodate up to four roll trays, which may be purchased separately for field installation. See page S•9.
- Wood Tiered Cutlery Divider Drawer is also available as an accessory for field installation. See page S•5.
- Different sizes of the cutlery dividers may have different configurations. Please reference the accessory section on page S•5 for more details.

Door & Drawer Options

AF	AOMBWB	CC	CG	GAMD	IFHG	MD	PRMD	PTOWB	SHMD	SPLITDR	SPLITDRWS	TCP
			✓	✓	✓	✓	✓		✓			

End Panel Options

AUTH	CSFPE	EXBK	FFD[1]	FL/FR	FPE	INTGE	IPE
✓	✓		✓	✓	✓	✓	✓

Custom Modification Options

ADD_SHLF	ADDTK	CBO	CCO	CFNTO	CFP	CFRMO	CHGDRW	CLIP[2]	CMAT	CND	CSDGBK	DRT	DRWSEC	DRWTK	EX	EX_OL	FBFL	FD
		✓	✓	✓		✓		✓		✓	✓	✓		✓		✓		

FDSRTBTM	FLUT[3]	FTK[1]	ID	IH	INVFRM	IW	LIGHT	MIP	OBRB	PFINBTMB	RD	RECTK	RECTK_6[4]	RECTKFRT6	RH	ROSFLUT[1]	RT
	✓	✓						✓	✓			✓	✓	✓		✓	

RW	SBCADDY	SBCADDYSM	SCPDRW	SRT	STW	TD	TKP	TVR	UDBX	URT	VTK	WS[5]	WTCD	WTKCUP	WTR
				✓			✓	✓			✓	✓			

[1] Only available on 30″ and 36″ wide.
[2] Clipped both and Clipped 6″ not available on 15″ or 18″ wide. Clipped both 6″ only available on 30″ and 36″ wide. Not available on CLIPL and CLIPR not available on 30″ or 36″ wide.
[3] Fluting both and 6″ fluting not available on 15″ or 18″ wide. Fluting both 6″ only available on 30″ and 36″ wide. Not available on FLUT3L and FLUT3R not available on 30″ or 36″ wide.
[4] 15″ and 18″ wide can only be recessed in the front, back, and/or one side only.
[5] Not available on 15″ wide. WSL&R3 not available on 15″ or 18″ wide.

IH/RH availability charts starting on page G•40.
IW/RW availability charts starting on page G•46.

BASE with CUTLERY INSERT WOOD DIVIDERS, 34 1/2″ HIGH, 24″ DEEP

storage SOLUTIONS

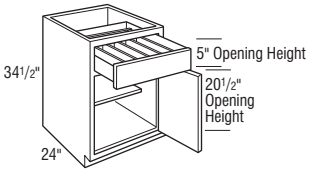

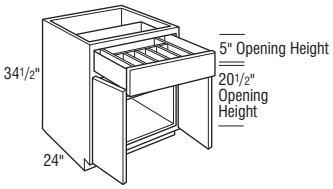

	Cubic Feet	1	2	3	4	5	6	7
B15CIW L or R	9.1	1180	1237	1278	1339	1400	1526	1652
B18CIW L or R	10.8	1211	1260	1300	1364	1429	1555	1681
B21CIW L or R	12.4	1293	1349	1392	1461	1532	1663	1794
B24CIW L or R	14.1	1372	1428	1470	1543	1610	1737	1864
B24CIW	14.1	1659	1730	1775	1862	1966	2134	2302

Notes below apply to all products in section above:

- One adjustable 15″ deep shelf.
- Includes Cutlery Insert Wood Divider.
- Features hard wood.
- Cutlery Insert Wood Divider is also available as an accessory for field installation. See page S•5.

Door & Drawer Options

AF	AOMBWB	CC	CG	GAMD	IFHG	MD[1]	PRMD[1]	PTOWB	SHMD	SPLITDR	SPLITDRWS[2]	TCP
		✓			✓	✓	✓				✓	

End Panel Options

AUTH	CSFPE	EXBK	FFD	FL/FR	FPE	INTGE	IPE
✓	✓	✓	✓		✓	✓	✓

Custom Modification Options

ADD_SHLF	ADDTK	CBO	CCO	CFNTO	CFP	CFRMO	CHGDRW	CLIP[1]	CMAT	CND	CSDGBK	DRT	DRWSEC	DRWTK	EX	EX_OL	FBFL	FD
		✓	✓	✓	✓	✓		✓		✓	✓			✓	✓	✓		✓

FDSRTBTM	FLUT[3]	FTK	ID	IH	INVFRM	IW[4]	LIGHT	MIP	OBRB	PFINBTMB	RD	RECTK	RECTK_6[5]	RECTKFRT6	RH	ROSFLUT	RT
✓	✓	✓			✓	✓		✓	✓		✓	✓	✓	✓	✓	✓	✓

RW	SBCADDY[1]	SBCADDYSM	SCPDRW	SRT	STW	TD	TKP	TVR[6]	UDBX	URT	VTK	WS[1]	WTCD	WTKCUP[1]	WTR
	✓	✓	✓			✓	✓	✓			✓	✓		✓	✓

[1] Not available on 24″ (2 doors) wide.
[2] Only available on 24″ (1 door) wide.
[3] 6″ fluting not available on 15″ or 24″ (2 doors) wide, and FLUT6B is only available on 24″ (1 door) wide.
[4] Not available on 24″ wide.
[5] 15″ and 18″ wide can only be recessed in the front, back, and/or one side only.
[6] Not available on 18″, 21″ or 24″ (2 doors) wide.

Base Cabinets

BASE with CUTLERY INSERT WOOD DIVIDERS and ROLL TRAYS, 34 1/2″ HIGH, 24″ DEEP

storage SOLUTIONS

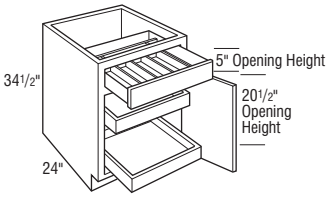

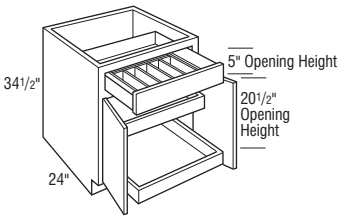

	Cubic Feet	1	2	3	4	5	6	7
B15RTCIW L or R	9.1	1947	2002	2045	2104	2166	2293	2420
B18RTCIW L or R	10.8	1977	2028	2067	2133	2196	2323	2450
B21RTCIW L or R	12.4	2062	2118	2160	2229	2299	2429	2559
B24RTCIW L or R	14.1	2136	2196	2238	2308	2377	2506	2635
B24RTCIW	14.1	2423	2498	2541	2627	2733	2901	3069

Notes below apply to all products in section above:

- Two roll trays standard.
- Includes Cutlery Insert Wood Divider.
- Features hard wood.
- Cabinet may accommodate up to four roll trays, which may be purchased separately for field installation. See page S•9.
- Cutlery Insert Wood Divider is also available as an accessory for field installation. See page S•5.

Door & Drawer Options

AF	AOMBWB	CC	CG	GAMD	IFHG	MD	PRMD	PTOWB	SHMD	SPLITDR	SPLITDRWS[1]	TCP
			✓		✓	✓	✓				✓	

End Panel Options

AUTH	CSFPE	EXBK	FFD	FL/FR	FPE	INTGE	IPE
✓	✓	✓			✓	✓	✓

Custom Modification Options

ADD_SHLF	ADDTK	CBO	CCO	CFNTO	CFP	CFRMO	CHGDRW	CLIP[2]	CMAT	CND	CSDGBK	DRT	DRWSEC	DRWTK	EX	EX_OL	FBFL	FD
		✓	✓	✓	✓	✓		✓		✓	✓	✓		✓	✓	✓		

FDSRTBTM	FLUT[3]	FTK	ID[2]	IH	INVFRM	IW[4]	LIGHT	MIP	OBRB	PFINBTMB	RD	RECTK	RECTK_6[5]	RECTKFRT6	RH	ROSFLUT	RT
	✓	✓	✓	✓	✓	✓		✓	✓		✓	✓	✓	✓	✓	✓	

RW	SBCADDY	SBCADDYSM	SCPDRW	SRT	STW	TD	TKP	TVR	UDBX[6]	URT	VTK	WS[7]	WTCD	WTKCUP	WTR
			✓	✓			✓	✓	✓		✓	✓			✓

[1] Only available on 24″ (1 door) wide.
[2] Not available on 24″ (2 doors) wide.
[3] 6″ fluting not available on 15″ wide and FLUT6B not available.
[4] Not available on 24″ (1 door) wide.
[5] 15″ and 18″ wide can only be recessed in the front, back, and/or one side only.
[6] Only available on 24″ (2 doors) wide.
[7] WSB3 not available on 15″ wide and WSR1.5 and WSL1.5 not available on 24″ (1 door) wide. Not available on 24″ (1 door) wide.

BASE with WOOD TIERED K-CUP* DRAWER, 34 1/2″ HIGH, 24″ DEEP

storage SOLUTIONS

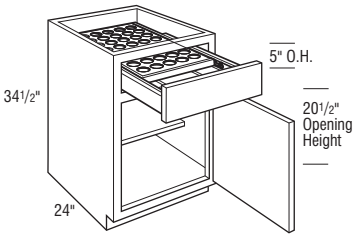

B18KCUP L or R	10.8	1748	1826	1888	1991	2096	2298	2500

- One adjustable 15″ deep shelf.
- Holds 40 K-Cups.
- The Wood Tiered K-Cup Drawer is compatible with K-Cup pods only.
- Exterior Wood Tiered K-Cup drawer box height is 3 3/4″, interior height of top tier is 1 5/8″, and interior height of bottom tier is 1 3/8″.

*K-Cup is a registered trademark of Keurig Green Mountain, Inc.

Door & Drawer Options

AF	AOMBWB	CC	CG	GAMD	IFHG	MD	PRMD	PTOWB	SHMD	SPLITDR	SPLITDRWS	TCP
					✓				✓			

End Panel Options

AUTH	CSFPE	EXBK	FFD	FL/FR	FPE	INTGE	IPE
✓	✓	✓	✓	✓	✓	✓	✓

Custom Modification Options

ADD_SHLF	ADDTK	CBO	CCO	CFNTO	CFP	CFRMO	CHGDRW	CLIP	CMAT	CND	CSDGBK	DRT	DRWSEC	DRWTK	EX	EX_OL	FBFL	FD
✓		✓									✓	✓		✓	✓	✓		✓

FDSRTBTM	FLUT[1]	FTK	ID	IH	INVFRM	IW	LIGHT	MIP	OBRB	PFINBTMB	RD	RECTK	RECTK_6[2]	RECTKFRT6	RH	ROSFLUT	RT
✓	✓	✓		✓				✓	✓			✓	✓	✓	✓	✓	✓

RW	SBCADDY	SBCADDYSM	SCPDRW	SRT	STW	TD	TKP	TVR	UDBX	URT	VTK	WS	WTCD	WTKCUP	WTR
	✓	✓				✓	✓	✓			✓				✓

[1] Not available with 6″ fluting.
[2] Can only be recessed in the front, back, and/or one side only.

IH/RH availability charts starting on page G•40.
IW/RW availability charts starting on page G•46.

BASE with WOOD TIERED K-CUP* DRAWER and ROLL TRAYS, 34 1/2″ HIGH, 24″ DEEP

storage SOLUTIONS

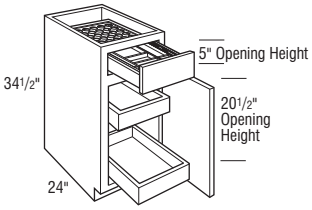

	Cubic Feet	1	2	3	4	5	6	7
B18KCUPRT L or R	10.8	2132	2183	2221	2287	2350	2477	2604

- Two roll trays standard.
- Cabinet may accommodate up to four roll trays, which may be purchased separately for field installation. See page S•9.
- Holds 40 K-Cups.
- The Wood Tiered K-Cup Drawer is compatible with K-Cup pods only.
- Exterior Wood Tiered K-Cup drawer box height is 3 3/4″, interior height of top tier is 1 5/8″, and interior height of bottom tier is 1 3/8″.

*K-Cup is a registered trademark of Keurig Green Mountain, Inc.

Door & Drawer Options

AF	AOMBWB	CC	CG	GAMD	IFHG	MD	PRMD	PTOWB	SHMD	SPLITDR	SPLITDRWS	TCP
				✓	✓	✓	✓		✓			

End Panel Options

AUTH	CSFPE	EXBK	FFD	FL/FR	FPE	INTGE	IPE
✓	✓			✓	✓	✓	✓

Custom Modification Options

ADD_SHLF	ADDTK	CBO	CCO	CFNTO	CFP	CFRMO	CHGDRW	CLIP[1]	CMAT	CND	CSDGBK	DRT	DRWSEC	DRWTK	EX	EX_OL	FBFL	FD
		✓	✓	✓				✓			✓	✓		✓		✓		

FDSRTBTM	FLUT[2]	FTK	ID	IH	INVFRM	IW	LIGHT	MIP	OBRB	PFINBTMB	RD	RECTK	RECTK_6[3]	RECTKFRT6	RH	ROSFLUT	RT
	✓							✓	✓			✓	✓	✓			

RW	SBCADDY	SBCADDYSM	SCPDRW	SRT	STW	TD	TKP	TVR	UDBX	URT	VTK	WS	WTCD	WTKCUP	WTR
				✓			✓	✓			✓				

[1] Not available with 6″ clipped corners.
[2] Not available with fluting both or 6″ fluting.
[3] Can only be recessed in the front, back, and/or one side only.

BASE with FOOD STORAGE CONTAINER ORGANIZER, 34 1/2″ HIGH, 24″ DEEP

storage SOLUTIONS

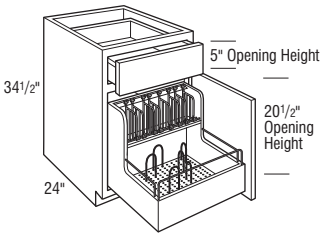

B18FSCO L or R	10.8	2277	2327	2366	2430	2495	2621	2747
B24FSCO L or R	14.1	3583	3700	3789	3931	4092	4362	4632

- Pull-out features natural finished hardwood dovetailed box with chrome rails on lower section with undermount Smart Stop guides.
- Includes seven chrome "U" pegs to use on the pegboard bottom to customize the fit to container sizes.
- Adjustable clip-on lid dividers included to fit with a variety of lid shapes. 18" wide includes five dividers, 24" wide includes eight dividers.
- Front of pull-out is routed for easy access.
- 18″ wide cabinet pull-out dimensions: 14 1/2″ W x 21 1/2″ D x 18″ H.
- 24″ wide cabinet pull-out dimensions: 20 1/2″ W x 21 1/2″ D x 18″ H.
- Not available on Inset and Beaded Inset styles.

Door & Drawer Options

AF	AOMBWB	CC	CG	GAMD	IFHG	MD	PRMD	PTOWB	SHMD	SPLITDR	SPLITDRWS	TCP
			✓	✓		✓	✓		✓			

End Panel Options

AUTH	CSFPE	EXBK	FFD	FL/FR	FPE	INTGE	IPE
✓	✓			✓	✓		

Custom Modification Options

ADD_SHLF	ADDTK	CBO	CCO	CFNTO	CFP	CFRMO	CHGDRW[1]	CLIP	CMAT	CND	CSDGBK	DRT	DRWSEC	DRWTK	EX	EX_OL	FBFL	FD
		✓	✓	✓		✓	✓			✓	✓		✓	✓		✓		

FDSRTBTM	FLUT	FTK	ID	IH	INVFRM	IW	LIGHT	MIP	OBRB	PFINBTMB	RD	RECTK	RECTK_6[2]	RECTKFRT6	RH	ROSFLUT	RT
								✓	✓				✓	✓			

RW	SBCADDY	SBCADDYSM	SCPDRW	SRT	STW	TD	TKP	TVR	UDBX[3]	URT	VTK	WS	WTCD	WTKCUP	WTR
							✓	✓	✓		✓				

[1] Only available on 18″ wide.
[2] 18″ wide can only be recessed in the front, back, and/or one side only.
[3] Only available on 24″ wide.

Base Cabinets

FULL HEIGHT BASE, 34 1/2″ HIGH, 24″ DEEP

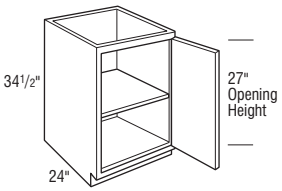

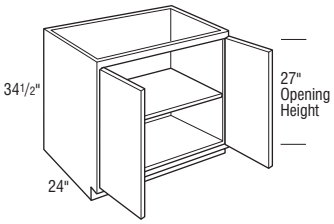

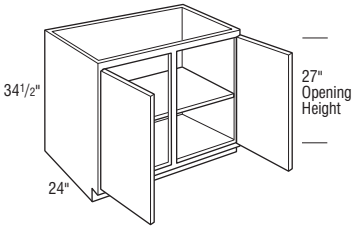

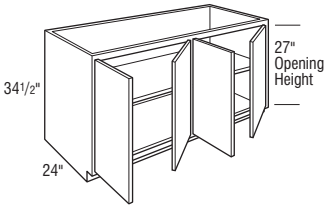

	Cubic Feet	1	2	3	4	5	6	7
B6FH L or R	4.1	925	970	1004	1060	1124	1228	1332
B9FH L or R	5.8	925	970	1004	1060	1124	1228	1332
B12FH L or R	7.5	975	1025	1059	1114	1179	1286	1393
B15FH L or R	9.1	1028	1073	1109	1175	1228	1337	1446
B18FH L or R	10.8	1063	1120	1164	1225	1294	1413	1532
B21FH L or R	12.4	1117	1175	1213	1280	1337	1463	1589
B24FH L or R	14.1	1164	1219	1262	1328	1397	1524	1651
B24FH	14.1	1453	1525	1563	1647	1759	1923	2087
B27FH	15.7	1502	1575	1631	1719	1805	1973	2141
B30FH	17.4	1655	1735	1796	1899	2015	2203	2391
B33FH	19.0	1701	1785	1848	1956	2058	2243	2428
B36FH	20.7	1763	1845	1908	2016	2134	2336	2538
B39FH	22.4	1792	1881	1948	2056	2163	2363	2563
B42FH	24.0	1854	1945	2010	2121	2243	2452	2661
B45FH	25.7	1941	2035	2105	2221	2344	2561	2778
B48FHCS	27.3	2022	2121	2195	2316	2430	2658	2886
B48FH	27.3	2224	2333	2414	2547	2673	2924	3175

- Two sets of butt doors.

Notes below apply to all products in section above:

- One adjustable Full Depth Shelf.
- Reduced Depths available in 1/4″ increments from 6″ to 23 3/4″.
- Increased Depths available in 1/4″ increments from 24 1/4″ to 30″.
- 6″ not available with Insert or Beaded Inset styles.
- Utilizes a slab door on cabinets up to 9″ wide.

Door & Drawer Options

AF[1]	AOMBWB	CC	CG[1]	GAMD[2]	IFHG[1]	MD[2]	PRMD[3]	PTOWB	SHMD[2]	SPLITDR[4]	SPLITDRWS	TCP
✓			✓	✓	✓	✓	✓		✓	✓		

End Panel Options

AUTH	CSFPE	EXBK	FFD	FL/FR	FPE	INTGE[1]	IPE[1]
✓	✓	✓	✓	✓	✓	✓	✓

Custom Modification Options

ADD_SHLF	ADDTK	CBO	CCO	CFNTO	CFP	CFRMO	CHGDRW	CLIP[5]	CMAT	CND	CSDGBK[1]	DRT	DRWSEC	DRWTK[6]	EX	EX_OL	FBFL	FD
		✓	✓	✓		✓		✓		✓	✓			✓	✓	✓		

FDSRTBTM[2]	FLUT[7]	FTK[8]	ID	IH	INVFRM	IW[9]	LIGHT	MIP	OBRB	PFINBTMB	RD	RECTK[10]	RECTK_6[11]	RECTKFRT6	RH	ROSFLUT[12]	RT[1]
✓	✓	✓	✓	✓		✓		✓	✓		✓	✓	✓	✓	✓	✓	✓

RW	SBCADDY[13]	SBCADDYSM[14]	SCPDRW	SRT	STW	TD[1]	TKP	TVR[10]	UDBX	URT[15]	VTK	WS[16]	WTCD	WTKCUP	WTR
	✓	✓				✓	✓	✓		✓	✓	✓			✓

[1] Not available on 6″ wide.
[2] Not available on 6″ or 9″ wide.
[3] Not available on 6″, 9″, 12″, or 24″ (2 doors) wide.
[4] Only available on 30″-39″ wide.
[5] Not available on 6″, 9″, 12″, or 24″ (2 doors) wide.
[6] Only available on 24″ (1 door), 30″ and 36″ wide.
[7] Not available on 24″ (2 doors) or 27″ wide. Fluting both 3″ only available on 15″-21″ wide. 6″ fluting not available on 6″-21″ wide and fluting both 6″ not available.
[8] FTKAV and style B-L not available on 6″, 9″ or 12″ wide.
[9] Not available on 48″ wide.
[10] Not available on 9″, 42″, 45″, or 48″ wide. TVRAV and style B-L not available on 6″ or 12″ wide.
[11] 6″, 9″, and 12″ wide can only be recessed in front and/or back. 15″ and 18″ wide can only be recessed in the front, back, and/or one side only.
[12] Not available on 24″ (2 doors) or 27″ wide. Fluting both only available on 15″-21″ wide.
[13] Not available on 6″, 9″, 12″, or 45″ wide.
[14] Not available on 6″, 9″ or 45″ wide.
[15] Only available on 24″ (1 door and 2 doors)-36″ wide.
[16] Not available on 6″-9″ wide and wide stile both 3″ not available on 12″ wide.

IH/RH availability charts starting on page G•40.
IW/RW availability charts starting on page G•46.

FULL HEIGHT BASE, 40 1/2″ HIGH, 24″ DEEP

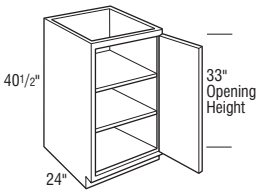

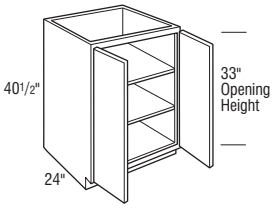

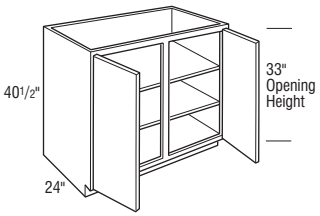

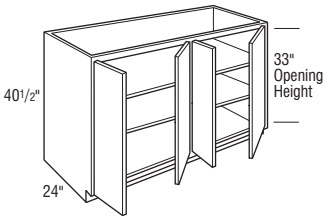

	Cubic Feet	1	2	3	4	5	6	7
B940FH L or R	6.3	1063	1108	1142	1197	1261	1366	1471
B1240FH L or R	8.2	1113	1162	1196	1253	1317	1424	1531
B1540FH L or R	10.0	1166	1211	1248	1313	1366	1475	1584
B1840FH L or R	11.9	1201	1258	1302	1362	1432	1550	1668
B2140FH L or R	13.8	1255	1313	1350	1418	1475	1601	1727
B2440FH L or R	15.6	1302	1356	1400	1465	1534	1662	1790
B2440FH	15.6	1591	1663	1701	1785	1897	2061	2225
B2740FH	17.5	1640	1713	1769	1857	1943	2110	2277
B3040FH	19.4	1793	1872	1933	2036	2153	2340	2527
B3340FH	21.2	1839	1923	1986	2093	2196	2381	2566
B3640FH	23.1	1901	1983	2046	2154	2272	2475	2678
B3940FH	24.9	1930	2018	2086	2194	2301	2501	2701
B4240FH	26.8	1992	2082	2148	2259	2381	2589	2797
B4540FH	28.7	2079	2172	2243	2359	2481	2698	2915
B4840FHCS	30.5	2160	2259	2333	2454	2567	2796	3025
B4840FH	30.5	2333	2439	2519	2650	2772	3019	3266

- Two sets of butt doors.

Notes below apply to all products in section above:

- Two full depth adjustable shelves.
- Reduced Depths available in 1/4″ increments from 6″ to 23 3/4″.
- Increased Depths available in 1/4″ increments from 24 1/4″ to 30″.

Door & Drawer Options

AF	AOMBWB	CC	CG	GAMD	IFHG	MD[1]	PRMD[1]	PTOWB	SHMD	SPLITDR	SPLITDRWS	TCP
			✓		✓	✓	✓					

End Panel Options

AUTH	CSFPE	EXBK	FFD	FL/FR	FPE	INTGE	IPE
✓	✓	✓	✓		✓	✓	✓

Custom Modification Options

ADD_SHLF	ADDTK	CBO	CCO	CFNTO	CFP	CFRMO	CHGDRW	CLIP[2]	CMAT	CND	CSDGBK	DRT	DRWSEC	DRWTK[3]	EX	EX_OL	FBFL	FD
		✓	✓	✓		✓		✓		✓	✓			✓	✓	✓		

FDSRTBTM[1]	FLUT[4]	FTK[5]	ID	IH	INVFRM	IW[6]	LIGHT	MIP	OBRB	PFINBTMB	RD	RECTK	RECTK_6[7]	RECTKFRT6	RH	ROSFLUT[8]	RT[1]
✓	✓	✓	✓	✓		✓		✓	✓		✓	✓	✓	✓	✓	✓	✓

RW	SBCADDY[9]	SBCADDYSM[1]	SCPDRW	SRT	STW	TD	TKP	TVR[10]	UDBX	URT[11]	VTK	WS[12]	WTCD	WTKCUP	WTR
	✓	✓				✓	✓	✓		✓	✓	✓			✓

[1] Not available on 9″ wide.
[2] Not available on 9″-12″ wide or 24″ (2 doors) wide.
[3] Not available on 9″, 39″-48″ wide.
[4] 6″ fluting only available on 24″ (1 door) wide. Not available on 24″ (2 doors) or 27″ wide.
[5] FTKAV and style B-L not available on 9″-12″ wide.
[6] Not available on 48″ wide.
[7] 9″ and 12″ wide can only be recessed in front and/or back. 15″ and 18″ wide can only be recessed in the front, back, and/or one side only.
[8] Not available on 24″ (2 doors) or 27″ wide.
[9] Not available on 9″-12″ wide.
[10] Not available on 9″ wide or 42″-48″ wide and TVRAV and style B-L not available on 9″-12″.
[11] Only available on 24″-36″ wide.
[12] Not available on 9″ wide and WSB3 not available on 9″-12″ wide.

Base Cabinets

FULL HEIGHT BASE with ROLL TRAYS, 34 1/2″ HIGH, 24″ DEEP

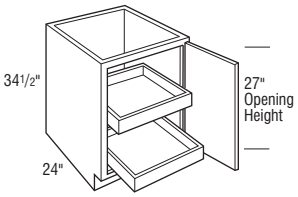

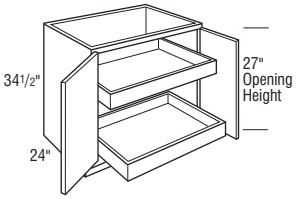

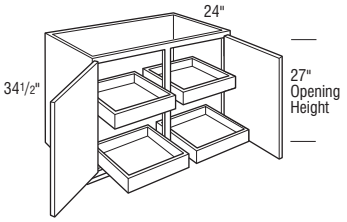

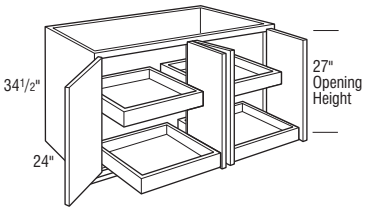

	Cubic Feet	1	2	3	4	5	6	7
B12FHRT L or R	7.5	1497	1546	1581	1637	1701	1808	1915
B15FHRT L or R	9.1	1550	1595	1632	1697	1750	1860	1970
B18FHRT L or R	10.8	1586	1643	1686	1746	1816	1934	2052
B21FHRT L or R	12.4	1639	1697	1734	1802	1860	1986	2112
B24FHRT L or R	14.1	1686	1740	1785	1850	1919	2046	2173
B24FHRT	14.1	1975	2048	2085	2169	2281	2445	2609
B27FHRT	15.7	2024	2097	2153	2241	2328	2494	2660
B30FHRT	17.4	2177	2257	2318	2420	2538	2725	2912
B33FHRT	19.0	2341	2425	2488	2596	2698	2883	3068
B36FHRT	20.7	2404	2485	2548	2657	2774	2977	3180
B39FHRT	22.4	2836	2925	2993	3100	3208	3408	3608
B42FHRT	24.0	2898	2989	3055	3165	3288	3495	3702
B45FHRT	25.7	2986	3079	3150	3266	3388	3605	3822
B48FHCSRT	27.3	3067	3165	3239	3360	3474	3702	3930
B48FHRT	27.3	3373	3482	3563	3697	3822	4073	4324

- Two sets of butt doors.

Notes below apply to all products in section above:

- Two roll trays standard.
- Cabinet may accommodate up to five roll trays, which may be purchased separately for field installation. See page S•9.
- Reduced Depths available in 1/4″ increments from 12″ to 23 3/4″.

Door & Drawer Options

AF	AOMBWB	CC	CG	GAMD	IFHG	MD	PRMD	PTOWB	SHMD	SPLITDR	SPLITDRWS	TCP
			✓		✓	✓	✓					

End Panel Options

AUTH	CSFPE	EXBK	FFD	FL/FR	FPE	INTGE	IPE
✓	✓	✓	✓		✓	✓	✓

Custom Modification Options

ADD_SHLF	ADDTK	CBO	CCO	CFNTO	CFP	CFRMO	CHGDRW	CLIP[1]	CMAT	CND	CSDGBK	DRT	DRWSEC	DRWTK	EX	EX_OL	FBFL	FD
		✓	✓	✓		✓		✓		✓	✓			✓	✓	✓		

FDSRTBTM	FLUT[2]	FTK[3]	ID	IH	INVFRM	IW[4]	LIGHT	MIP	OBRB	PFINBTMB	RD	RECTK	RECTK_6[5]	RECTKFRT6	RH	ROSFLUT[6]	RT
	✓	✓				✓		✓	✓		✓	✓	✓	✓	✓	✓	

RW	SBCADDY	SBCADDYSM	SCPDRW	SRT	STW	TD	TKP	TVR[7]	UDBX	URT[8]	VTK	WS[9]	WTCD	WTKCUP	WTR
							✓	✓		✓	✓	✓			✓

[1] Not available on 12″ or 24″ (2 doors) wide.
[2] 6″ fluting only available on 24″ wide. Not available on 24″ (2 doors) or 27″ wide.
[3] FTKAV and style B-L not available on 12″ wide.
[4] Not available on 48″ wide.
[5] 12″ wide can only be recessed in front and/or back. 15″ and 18″ wide can only be recessed in the front, back, and/or one side only.
[6] Not available on 24″ (2 doors) or 27″ wide.
[7] TVRAV and style B-L not available on 12″. Not available on 39″-42″ wide.
[8] Only available on 24″-36″ wide.
[9] WSB3 not available on 12″ wide.

IH/RH availability charts starting on page G•40.
IW/RW availability charts starting on page G•46.

FULL HEIGHT BASE with ROLL TRAYS, 40 1/2″ HIGH, 24″ DEEP

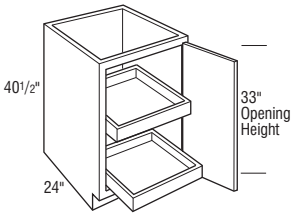

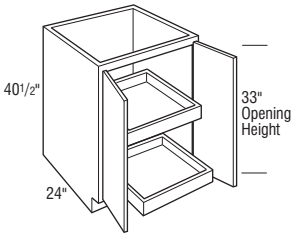

	Cubic Feet	1	2	3	4	5	6	7
B1540FHRT L or R	9.1	1907	1962	2007	2087	2152	2287	2422
B1840FHRT L or R	10.8	1950	2020	2074	2148	2234	2379	2524
B2140FHRT L or R	12.4	2015	2087	2134	2217	2287	2442	2597
B2440FHRT L or R	14.1	2040	2106	2159	2238	2322	2476	2630
B2440FHRT	14.1	2409	2498	2544	2646	2783	2983	3183
B2740FHRT	15.7	2449	2538	2606	2712	2816	3019	3222

Notes below apply to all products in section above:

- Two roll trays standard.
- Cabinet may accommodate up to five roll trays, which may be purchased separately for field installation. See page S•9.
- Reduced Depths available in 1/4″ increments from 12″ to 23 3/4″.

Door & Drawer Options

AF	AOMBWB	CC	CG	GAMD	IFHG	MD	PRMD	PTOWB	SHMD	SPLITDR	SPLITDRWS	TCP
			✓		✓	✓	✓					

End Panel Options

AUTH	CSFPE	EXBK	FFD	FL/FR	FPE	INTGE	IPE
✓	✓	✓	✓		✓	✓	✓

Custom Modification Options

ADD_SHLF	ADDTK	CBO	CCO	CFNTO	CFP	CFRMO	CHGDRW	CLIP[1]	CMAT	CND	CSDGBK	DRT	DRWSEC	DRWTK	EX	EX_OL	FBFL	FD
		✓	✓	✓		✓		✓		✓	✓			✓	✓	✓		

FDSRTBTM	FLUT[2]	FTK	ID	IH	INVFRM	IW	LIGHT	MIP	OBRB	PFINBTMB	RD	RECTK	RECTK_6[3]	RECTKFRT6	RH	ROSFLUT[4]	RT
	✓	✓				✓		✓	✓		✓	✓	✓	✓	✓	✓	

RW	SBCADDY	SBCADDYSM	SCPDRW	SRT	STW	TD	TKP	TVR	UDBX	URT[5]	VTK	WS	WTCD	WTKCUP	WTR
							✓	✓		✓	✓	✓			✓

[1] Not available on 24″ (2 doors) wide.
[2] 6″ fluting only available on 24″ (1 door) wide. Not available on 24″ (2 doors) or 27″ wide.
[3] 15″ and 18″ wide can only be recessed in the front, back, and/or one side only.
[4] Not available on 24″ (2 doors) or 27″ wide.
[5] Only available on 24″-27″ wide.

BASE EASY ACCESS STORAGE, 34 1/2″ HIGH, 24″ DEEP

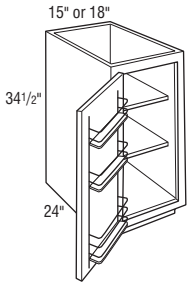

BEAS15 L or R	9.0	1346	1400	1444	1502	1563	1691	1819
BEAS18 L or R	10.0	1377	1426	1465	1529	1594	1722	1850

- Two adjustable 19 1/4″ deep shelves.
- Door includes a three-tiered chrome rack with wood bottoms.
- Not available on Inset and Beaded Inset styles.

Door & Drawer Options

AF	AOMBWB	CC	CG	GAMD	IFHG	MD	PRMD	PTOWB	SHMD	SPLITDR	SPLITDRWS	TCP
									✓			

End Panel Options

AUTH	CSFPE	EXBK	FFD	FL/FR	FPE	INTGE	IPE
✓	✓	✓		✓	✓	✓	

Custom Modification Options

ADD_SHLF	ADDTK	CBO	CCO	CFNTO	CFP	CFRMO	CHGDRW	CLIP	CMAT	CND	CSDGBK	DRT	DRWSEC	DRWTK	EX	EX_OL	FBFL	FD
✓		✓	✓	✓		✓					✓				✓			✓

FDSRTBTM	FLUT[1]	FTK	ID	IH	INVFRM	IW	LIGHT	MIP	OBRB	PFINBTMB	RD	RECTK	RECTK_6[2]	RECTKFRT6	RH	ROSFLUT	RT
	✓	✓	✓					✓	✓		✓		✓	✓		✓	

RW	SBCADDY	SBCADDYSM	SCPDRW	SRT	STW	TD	TKP	TVR	UDBX	URT	VTK	WS	WTCD	WTKCUP	WTR
												✓			✓

[1] Not available with 6″ fluting.
[2] Can only be recessed in the front, back, and/or one side only.

Base Cabinets

BASE with TWO SPLIT DRAWERS, 34 1/2″ HIGH, 24″ DEEP

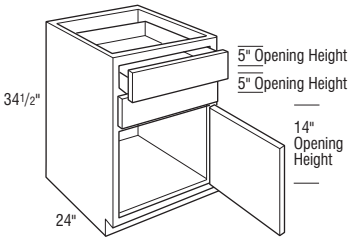

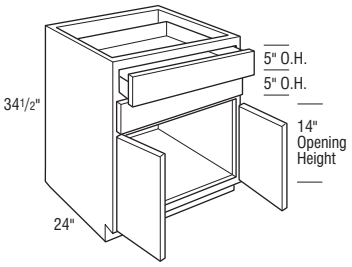

	Cubic Feet	1	2	3	4	5	6	7
B2D9 L or R	5.8	1260	1322	1369	1443	1527	1666	1805
B2D12 L or R	7.5	1310	1373	1420	1499	1587	1731	1875
B2D15 L or R	9.1	1427	1497	1547	1632	1729	1890	2051
B2D18 L or R	10.8	1553	1630	1687	1779	1885	2056	2227
B2D21 L or R	12.4	1647	1725	1785	1885	1992	2179	2366
B2D24 L or R	14.1	1751	1833	1898	2002	2121	2316	2511
B2D24	14.1	2095	2195	2276	2396	2539	2774	3009
B2D27	15.7	2208	2315	2395	2527	2677	2923	3169
B2D30	17.4	2441	2558	2649	2792	2956	3230	3504
B2D33	19.0	2500	2621	2714	2862	3032	3310	3588
B2D36	20.7	2554	2677	2769	2921	3094	3379	3664

Notes below apply to all products in section above:

- No shelving in door section.
- Reduced Depths available in 1/4″ increments from 12″ to 23 3/4″.

Door & Drawer Options

AF	AOMBWB	CC	CG	GAMD[1]	IFHG	MD[1]	PRMD[2]	PTOWB	SHMD[1]	SPLITDR[3]	SPLITDRWS	TCP
			✓	✓	✓	✓	✓		✓	✓		

End Panel Options

AUTH	CSFPE	EXBK	FFD	FL/FR	FPE	INTGE	IPE
✓	✓	✓	✓	✓	✓	✓	✓

Custom Modification Options

ADD_SHLF	ADDTK	CBO	CCO	CFNTO	CFP	CFRMO	CHGDRW[4]	CLIP[5]	CMAT	CND	CSDGBK	DRT	DRWSEC[6]	DRWTK[7]	EX	EX_OL	FBFL	FD
		✓	✓	✓	✓	✓	✓	✓		✓	✓		✓	✓	✓	✓		

FDSRTBTM	FLUT[8]	FTK[9]	ID	IH	INVFRM	IW[10]	LIGHT	MIP	OBRB	PFINBTMB	RD	RECTK	RECTK_6[11]	RECTKFRT6	RH	ROSFLUT	RT
	✓	✓		✓		✓		✓	✓		✓	✓	✓	✓	✓	✓	

RW	SBCADDY	SBCADDYSM	SCPDRW	SRT	STW	TD	TKP	TVR	UDBX[12]	URT	VTK	WS[13]	WTCD[14]	WTKCUP[4]	WTR
			✓			✓	✓	✓	✓		✓	✓	✓	✓	✓

[1] Not available on 9″ wide.
[2] Not available on 9″, 12″ or 24″ (2 doors) wide.
[3] Not available on 9″-24″ (1 door) wide.
[4] Only available on 18″ wide.
[5] Not available on 9″, 12″ or 24″ (2 doors) wide.
[6] Only available on 18″-24″ wide.
[7] Only available on 24″ (1 door and 2 doors), 30″ and 36″ wide.
[8] 6″ fluting not available on 9″, 12″, 15″, or 24″ (2 doors) wide. Fluting both 6″ not available on 18″ or 21″ wide.
[9] FTKAV and style B-L not available on 9″ or 12″ wide.
[10] Not available on 24″ (1 door) wide.
[11] 9″ and 12″ wide can only be recessed in front and/or back. 15″, 18″, and 21″ wide can only be recessed in the front, back, and/or one side only.
[12] Not available on 9″-21″ wide.
[13] Not available on 9″ wide and wide stile both 3″ not available on 12″ wide.
[14] Only available on 15″, 18″, 21″, 24″, 30″, and 36″ wide.

IH/RH availability charts starting on page G•40.
IW/RW availability charts starting on page G•46.

BASE with TWO SPLIT DRAWERS and ROLL TRAY, 34 1/2″ HIGH, 24″ DEEP

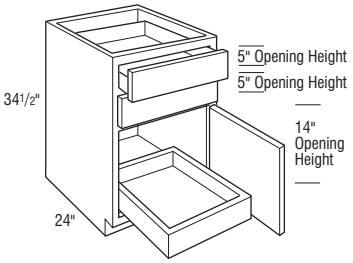

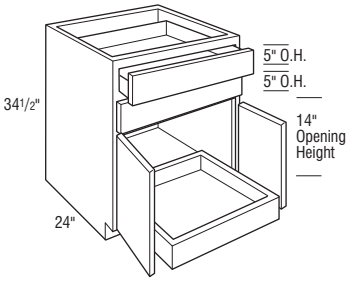

	Cubic Feet	1	2	3	4	5	6	7
B2D12RT L or R	7.5	1887	1976	2045	2156	2286	2494	2702
B2D15RT L or R	9.1	1955	2048	2121	2237	2369	2584	2799
B2D18RT L or R	10.8	1982	2077	2151	2267	2401	2621	2841
B2D21RT L or R	12.4	2048	2147	2223	2343	2481	2711	2941
B2D24RT L or R	14.1	2081	2183	2258	2381	2522	2755	2988
B2D24RT	14.1	2443	2562	2652	2796	2961	3237	3513
B2D27RT	15.7	2708	2840	2937	3097	3280	3583	3886
B2D30RT	17.4	2752	2888	2988	3150	3337	3644	3951
B2D33RT	19.0	2802	2937	3040	3205	3395	3708	4021
B2D36RT	20.7	2852	2989	3093	3263	3456	3775	4094

Notes below apply to all products in section above:

- No shelving in door section.
- Contains one easily adjustable roll tray.
- Reduced Depths available in 1/4″ increments from 12 1/4″ to 23 3/4″.

Door & Drawer Options

AF	AOMBWB	CC	CG	GAMD	IFHG	MD	PRMD[1]	PTOWB	SHMD	SPLITDR[2]	SPLITDRWS	TCP
			✓	✓	✓	✓	✓		✓	✓		

End Panel Options

AUTH	CSFPE	EXBK	FFD	FL/FR	FPE	INTGE	IPE
✓	✓	✓		✓	✓	✓	✓

Custom Modification Options

ADD_SHLF	ADDTK	CBO	CCO	CFNTO	CFP	CFRMO	CHGDRW[3]	CLIP[4]	CMAT	CND	CSDGBK	DRT	DRWSEC[5]	DRWTK[6]	EX	EX_OL	FBFL	FD
		✓	✓	✓	✓	✓	✓	✓		✓	✓	✓	✓	✓	✓	✓		

FDSRTBTM	FLUT[7]	FTK[8]	ID	IH	INVFRM	IW[9]	LIGHT	MIP	OBRB	PFINBTMB	RD	RECTK	RECTK_6[10]	RECTKFRT6	RH	ROSFLUT	RT
	✓	✓		✓		✓		✓	✓		✓	✓	✓	✓	✓	✓	

RW	SBCADDY	SBCADDYSM	SCPDRW	SRT	STW	TD	TKP	TVR	UDBX[11]	URT[11]	VTK	WS[12]	WTCD[13]	WTKCUP[3]	WTR
			✓	✓			✓	✓	✓	✓	✓	✓	✓	✓	✓

[1] Not available on 12″ or 24″ (2 doors) wide.
[2] Not available on 12″-24″ (1 door and 2 doors) wide.
[3] Only available on 18″ wide.
[4] Not available on 12″ or 24″ (2 doors) wide.
[5] Only available on 18″-24″ wide.
[6] Not available on 12″-21″, 27″ or 33″ wide.
[7] 6″ fluting not available on 12″, 15″ or 24″ (2 doors) wide. Fluting both 6″ not available on 18″ or 21″ wide.
[8] FTKAV and style B-L not available on 12″ wide.
[9] Not available on 24″ (1 door) wide.
[10] 12″ wide can only be recessed in front and/or back. 15″ and 18″ wide can only be recessed in the front, back, and/or one side only.
[11] Not available on 12″-21″ wide.
[12] Not available on 12″ wide and wide stile both 1.5″ not available on 15″ wide.
[13] Only available on 15″, 18″, 21″, 24″, 30″, and 36″ wide.

Base Cabinets

BASE DOUBLE DOOR with FOUR SPLIT DRAWERS, 34 1/2″ HIGH, 24″ DEEP

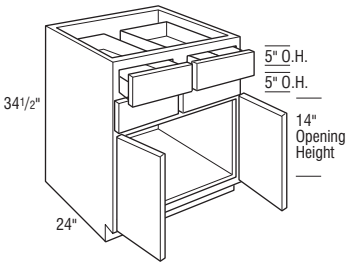

	Cubic Feet	1	2	3	4	5	6	7
B4D24	14.1	2608	2731	2828	2985	3161	3451	3741
B4D27	15.7	2721	2853	2952	3113	3298	3601	3904
B4D30	17.4	2952	3094	3205	3378	3581	3910	4239
B4D33	19.0	3013	3159	3271	3447	3651	3988	4325
B4D36	20.7	3068	3213	3328	3509	3716	4058	4400
B4D39	22.4	3143	3298	3414	3600	3813	4165	4517

- No shelving in door section.
- Reduced Depths available in 1/4″ increments from 12″ to 23 3/4″.
- Exceptions may apply when using IW with Clipped Corners or Wide Stiles. Please reference these sections in Section G for more details.

Door & Drawer Options

AF	AOMBWB	CC	CG	GAMD	IFHG	MD	PRMD[1]	PTOWB	SHMD	SPLITDR[1]	SPLITDRWS	TCP
			✓	✓	✓	✓	✓		✓	✓		

End Panel Options

AUTH	CSFPE	EXBK	FFD	FL/FR	FPE	INTGE	IPE
✓	✓	✓	✓	✓	✓	✓	✓

Custom Modification Options

ADD_SHLF	ADDTK	CBO	CCO	CFNTO	CFP	CFRMO	CHGDRW[2]	CLIP[3]	CMAT	CND	CSDGBK	DRT	DRWSEC[2]	DRWTK[4]	EX	EX_OL	FBFL	FD
		✓	✓	✓	✓	✓	✓	✓		✓	✓		✓	✓	✓	✓		

FDSRTBTM	FLUT[5]	FTK	ID	IH	INVFRM	IW	LIGHT	MIP	OBRB	PFINBTMB	RD	RECTK	RECTK_6	RECTKFRT6	RH	ROSFLUT	RT
	✓	✓		✓		✓		✓	✓		✓	✓	✓	✓	✓	✓	

RW	SBCADDY	SBCADDYSM	SCPDRW	SRT	STW	TD	TKP	TVR	UDBX	URT	VTK	WS	WTCD[6]	WTKCUP[2]	WTR
			✓			✓	✓	✓			✓	✓	✓	✓	✓

[1] Not available on 24″ wide.
[2] Only available on 36″ wide.
[3] Not available on 24″ wide.
[4] Not available on 27″ or 33″ wide.
[5] 6″ fluting not available on 24″ or 27″ wide and not available with fluting both 6″.
[6] Not available on 24″, 27″ or 33″ wide.

BASE DOUBLE DOOR with FOUR SPLIT DRAWERS and ROLL TRAY, 34 1/2″ HIGH, 24″ DEEP

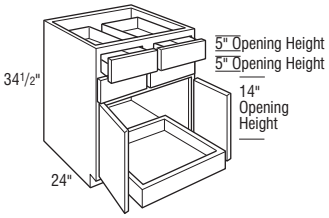

B4D24RT	14.1	3290	3450	3573	3766	3988	4358	4728
B4D27RT	15.7	3402	3570	3696	3896	4127	4508	4889
B4D30RT	17.4	3638	3812	3948	4161	4410	4815	5220
B4D33RT	19.0	3697	3874	4013	4229	4480	4894	5308
B4D36RT	20.7	3749	3930	4068	4290	4543	4963	5383

- No shelving in door section.
- Contains one easily adjustable roll tray.
- Reduced Depths available in 1/4″ increments from 12″ to 23 3/4″.
- Exceptions may apply when using IW with Clipped Corners or Wide Stiles. Please reference these sections in Section G for more details.

Door & Drawer Options

AF	AOMBWB	CC	CG	GAMD	IFHG	MD	PRMD[1]	PTOWB	SHMD	SPLITDR[1]	SPLITDRWS	TCP
			✓	✓	✓	✓	✓		✓	✓		

End Panel Options

AUTH	CSFPE	EXBK	FFD	FL/FR	FPE	INTGE	IPE
✓	✓	✓		✓	✓	✓	✓

Custom Modification Options

ADD_SHLF	ADDTK	CBO	CCO	CFNTO	CFP	CFRMO	CHGDRW[2]	CLIP[3]	CMAT	CND	CSDGBK	DRT	DRWSEC[2]	DRWTK[4]	EX	EX_OL	FBFL	FD
		✓	✓	✓	✓	✓	✓	✓		✓	✓	✓	✓	✓	✓	✓		

FDSRTBTM	FLUT[5]	FTK	ID	IH	INVFRM	IW	LIGHT	MIP	OBRB	PFINBTMB	RD	RECTK	RECTK_6	RECTKFRT6	RH	ROSFLUT	RT
	✓	✓		✓		✓		✓	✓		✓	✓	✓	✓	✓	✓	

RW	SBCADDY	SBCADDYSM	SCPDRW	SRT	STW	TD	TKP	TVR	UDBX	URT	VTK	WS	WTCD[6]	WTKCUP[2]	WTR
			✓	✓			✓	✓			✓	✓	✓	✓	✓

[1] Not available on 24″ wide.
[2] Only available with 36″ wide.
[3] Not available on 24″ wide.
[4] Not available on 27″ or 33″ wide.
[5] 6″ fluting not available on 24″ or 27″ wide and not available with fluting both 6″.
[6] Not available on 24″, 27″ or 33″ wide.

IH/RH availability charts starting on page G•40.
IW/RW availability charts starting on page G•46.

BASE DOUBLE DOOR with FOUR SPLIT DRAWERS, 34 1/2″ HIGH, 24″ DEEP

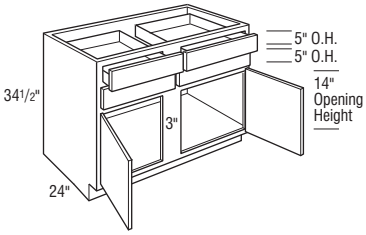

	Cubic Feet	1	2	3	4	5	6	7
B4D42	24.0	3836	4021	4164	4390	4650	5079	5508
B4D45	25.7	3939	4132	4278	4509	4775	5219	5663
B4D48	27.3	4026	4221	4370	4608	4879	5330	5781

- No shelving in door section.
- Reduced Depths available in 1/4″ increments from 12″ to 23 3/4″.
- Exceptions may apply when using IW with Clipped Corners or Wide Stiles. Please reference these sections in Section G for more details.

Door & Drawer Options

AF	AOMBWB	CC	CG	GAMD	IFHG	MD	PRMD	PTOWB	SHMD	SPLITDR	SPLITDRWS	TCP
			✓	✓	✓	✓	✓		✓			

End Panel Options

AUTH	CSFPE	EXBK	FFD	FL/FR	FPE	INTGE	IPE
✓	✓	✓	✓	✓	✓	✓	✓

Custom Modification Options

ADD_SHLF	ADDTK	CBO	CCO	CFNTO	CFP	CFRMO	CHGDRW	CLIP	CMAT	CND	CSDGBK	DRT	DRWSEC[1]	DRWTK	EX	EX_OL	FBFL	FD
		✓	✓	✓	✓	✓		✓		✓	✓		✓		✓	✓		

FDSRTBTM	FLUT	FTK	ID	IH	INVFRM	IW[2]	LIGHT	MIP	OBRB	PFINBTMB	RD	RECTK	RECTK_6	RECTKFRT6	RH	ROSFLUT	RT
	✓	✓		✓		✓		✓	✓		✓	✓	✓	✓	✓	✓	

RW	SBCADDY	SBCADDYSM	SCPDRW	SRT	STW	TD	TKP	TVR	UDBX[3]	URT	VTK	WS	WTCD[1]	WTKCUP	WTR
			✓			✓	✓	✓	✓		✓	✓	✓		✓

[1] Not available on 45″ wide.
[2] Not available on 48″ wide.
[3] Only available on 48″ wide.

BASE DOUBLE DOOR with FOUR SPLIT DRAWERS and ROLL TRAYS, 34 1/2″ HIGH, 24″ DEEP

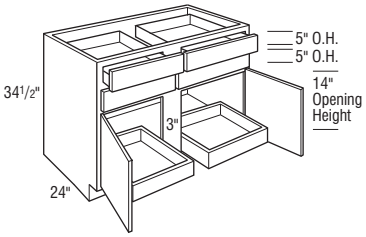

B4D39RT	22.4	4426	4635	4802	5062	5363	5858	6353
B4D42RT	24.0	4518	4737	4906	5169	5478	5983	6488
B4D45RT	25.7	4623	4848	5020	5290	5605	6121	6637
B4D48RT	27.3	4709	4937	5112	5390	5710	6235	6760

- No shelving in door section.
- Contains two easily adjustable roll trays.
- Reduced Depths available in 1/4″ increments from 12″ to 23 3/4″.
- Exceptions may apply when using IW with Clipped Corners or Wide Stiles. Please reference these sections in Section G for more details.

Door & Drawer Options

AF	AOMBWB	CC	CG	GAMD	IFHG	MD	PRMD	PTOWB	SHMD	SPLITDR	SPLITDRWS	TCP
			✓	✓	✓	✓	✓		✓			

End Panel Options

AUTH	CSFPE	EXBK	FFD	FL/FR	FPE	INTGE	IPE
✓	✓	✓		✓	✓	✓	✓

Custom Modification Options

ADD_SHLF	ADDTK	CBO	CCO	CFNTO	CFP	CFRMO	CHGDRW	CLIP	CMAT	CND	CSDGBK	DRT	DRWSEC[1]	DRWTK	EX	EX_OL	FBFL	FD
		✓	✓	✓	✓	✓		✓		✓	✓	✓	✓		✓	✓		

FDSRTBTM	FLUT[2]	FTK	ID	IH	INVFRM	IW[3]	LIGHT	MIP	OBRB	PFINBTMB	RD	RECTK	RECTK_6	RECTKFRT6	RH	ROSFLUT	RT
	✓	✓	✓			✓		✓	✓		✓	✓			✓	✓	

RW	SBCADDY	SBCADDYSM	SCPDRW	SRT	STW	TD	TKP	TVR	UDBX[4]	URT[4]	VTK	WS	WTCD[5]	WTKCUP	WTR
			✓	✓			✓	✓	✓	✓	✓	✓	✓		✓

[1] Only available on 42″ and 48″ wide.
[2] Not available with fluting both 6″.
[3] Not available on 48″ wide.
[4] Only available on 48″ wide.
[5] Not available on 39″ or 45″ wide.

Base Cabinets & Base SuperCabinets™

BASE BUFFET with ROLL TRAYS, 34 1/2″ HIGH, 24″ DEEP

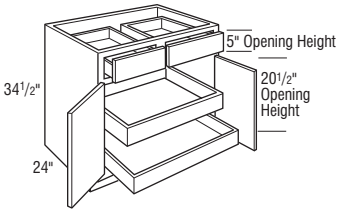

	Cubic Feet	1	2	3	4	5	6	7
B30RTB	17.4	2470	2549	2611	2716	2813	3006	3199
B33RTB	19.0	2512	2597	2669	2771	2871	3066	3261
B36RTB	20.7	2558	2646	2716	2822	2929	3130	3331

- Two roll trays standard.
- Reveal between drawers will not align with doors below.
- Cabinet may accommodate up to four roll trays, which may be purchased separately for field installation. See page S•9.

Door & Drawer Options

AF	AOMBWB	CC	CG	GAMD	IFHG	MD	PRMD	PTOWB	SHMD	SPLITDR	SPLITDRWS	TCP
			✓		✓	✓	✓					

End Panel Options

AUTH	CSFPE	EXBK	FFD	FL/FR	FPE	INTGE	IPE
✓	✓	✓			✓	✓	✓

Custom Modification Options

ADD_SHLF	ADDTK	CBO	CCO	CFNTO	CFP	CFRMO	CHGDRW[1]	CLIP	CMAT	CND	CSDGBK	DRT	DRWSEC	DRWTK	EX	EX_OL	FBFL	FD
		✓		✓	✓	✓	✓	✓		✓	✓	✓		✓	✓	✓		

FDSRTBTM	FLUT	FTK	ID	IH	INVFRM	IW	LIGHT	MIP	OBRB	PFINBTMB	RD	RECTK	RECTK_6	RECTKFRT6	RH	ROSFLUT	RT
	✓	✓		✓	✓	✓		✓	✓		✓	✓	✓	✓	✓	✓	✓

RW	SBCADDY	SBCADDYSM	SCPDRW	SRT	STW	TD	TKP	TVR	UDBX	URT	VTK	WS	WTCD[2]	WTKCUP[1]	WTR
				✓			✓	✓		✓	✓	✓	✓	✓	✓

[1] Only available on 36″ wide.
[2] Not available on 33″ wide.

30″ SUPERCABINET™, 34 1/2″ HIGH, 24″ DEEP

storage SOLUTIONS

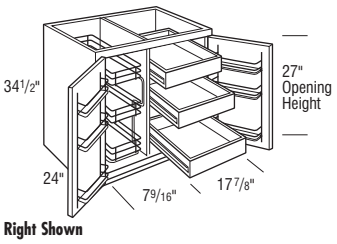

Right Shown

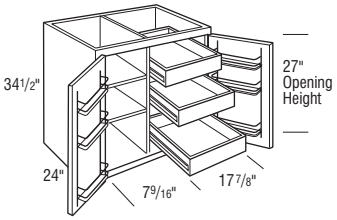

Right Shown

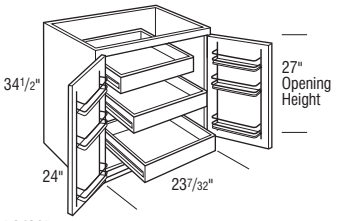

BSC30R

BSC30RP	17.4	2946	3023	3083	3188	3304	3490	3676
BSC30PR	17.4	2946	3023	3083	3188	3304	3490	3676
BSC30RS	17.4	2378	2452	2517	2619	2734	2921	3108
BSC30SR	17.4	2378	2452	2517	2619	2734	2921	3108
BSC30R	17.4	2307	2390	2449	2556	2670	2859	3048

Notes below apply to all products in section above:

- Cabinets with full overlay style utilize 170° hinge. For sufficient pull-out clearance, 12″ of adjacent space is required for door to open 170° when installed near a wall or corner.
- Shelves are adjustable and 20″ deep.
- Roll trays are Full Extension side-mounted.
- Pull-out side door has to open 170°.
- Smart Stop feature not available.
- Door includes a three-tiered chrome rack with wood bottoms.
- Not available on Inset and Beaded Inset styles.

Door & Drawer Options

AF	AOMBWB	CC	CG	GAMD	IFHG	MD	PRMD	PTOWB	SHMD	SPLITDR	SPLITDRWS	TCP

End Panel Options

AUTH	CSFPE	EXBK	FFD	FL/FR	FPE	INTGE	IPE
✓	✓	✓		✓	✓		

Custom Modification Options

ADD_SHLF	ADDTK	CBO	CCO	CFNTO	CFP	CFRMO	CHGDRW	CLIP	CMAT	CND	CSDGBK	DRT	DRWSEC	DRWTK	EX[1]	EX_OL[1]	FBFL	FD
														✓	✓	✓		

FDSRTBTM	FLUT[2]	FTK	ID	IH	INVFRM	IW	LIGHT	MIP	OBRB	PFINBTMB	RD	RECTK	RECTK_6	RECTKFRT6	RH	ROSFLUT	RT
	✓	✓							✓			✓				✓	

RW	SBCADDY	SBCADDYSM	SCPDRW	SRT	STW	TD	TKP	TVR	UDBX	URT	VTK	WS	WTCD	WTKCUP	WTR
							✓				✓				✓

[1] Not available on BSC30SR.
[2] Not available with 6″ fluting.

IH/RH availability charts starting on page G•40.
IW/RW availability charts starting on page G•46.

36″ SUPERCABINET™, 34 1/2″ HIGH, 24″ DEEP

storage SOLUTIONS

	Cubic Feet	1	2	3	4	5	6	7
BSC36PRP	20.7	3765	3846	3909	4017	4136	4337	4538
BSC36PRS	20.7	3242	3326	3385	3496	3611	3815	4019
BSC36SRP	20.7	3242	3326	3385	3496	3611	3815	4019
BSC36SRS	20.7	2671	2754	2815	2923	3042	3242	3442

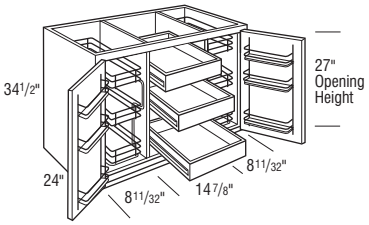

BSC36PRP

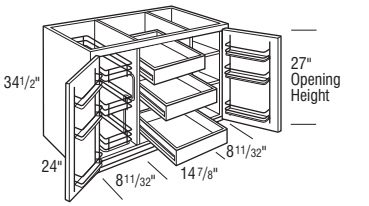

BSC36PRS

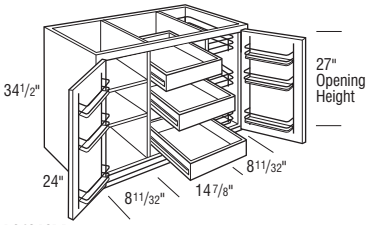

BSC36SRP

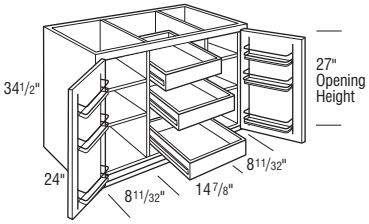

BSC36SRS

Notes below apply to all products in section above:

- Cabinets with full overlay style utilize 170° hinge. For sufficient pull-out clearance, 12″ of adjacent space is required for door to open 170° when installed near a wall or corner.
- Shelves are adjustable and 20″ deep.
- Roll trays are Full Extension side-mounted.
- Pull-out side door has to open 170°.
- Smart Stop feature not available.
- Door includes a three-tiered chrome rack with wood bottoms.
- Not available on Inset and Beaded Inset styles.

Door & Drawer Options

AF	AOMBWB	CC	CG	GAMD	IFHG	MD	PRMD	PTOWB	SHMD	SPLITDR	SPLITDRWS	TCP

End Panel Options

AUTH	CSFPE	EXBK	FFD	FL/FR	FPE	INTGE	IPE
✓	✓	✓		✓	✓		

Custom Modification Options

ADD_SHLF	ADDTK	CBO	CCO	CFNTO	CFP	CFRMO	CHGDRW	CLIP	CMAT	CND	CSDGBK	DRT	DRWSEC	DRWTK	EX	EX_OL	FBFL	FD
														✓	✓	✓		

FDSRTBTM	FLUT[1]	FTK	ID	IH	INVFRM	IW	LIGHT	MIP	OBRB	PFINBTMB	RD	RECTK	RECTK_6	RECTKFRT6	RH	ROSFLUT	RT
	✓	✓							✓			✓				✓	

RW	SBCADDY	SBCADDYSM	SCPDRW	SRT	STW	TD	TKP	TVR	UDBX	URT	VTK	WS	WTCD	WTKCUP	WTR
							✓				✓				✓

[1] Not available with 6″ fluting.

BASE SUPERCABINET™ GOURMET, 34 1/2″ HIGH, 24″ DEEP

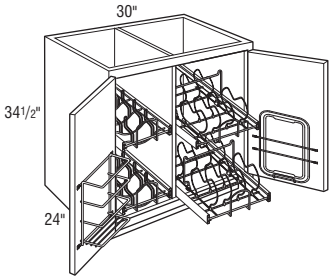

BSCG30 L or R

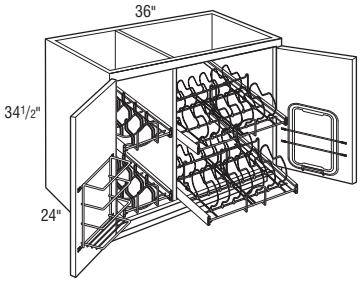

BSCG36 L or R

	Cubic Feet	1	2	3	4	5	6	7
BSCG30 L or R	17.2	3407	3533	3658	3785	3848	3913	3978

- Pots and Pans pull-out includes 8 dividers per tray for adjustable storage.

BSCG36 L or R	20.5	3730	3856	3983	4109	4172	4235	4298

- Pots and Pans pull-out includes 16 dividers per tray for adjustable storage.

Notes below apply to all products in section above:

- L or R designates lid holder side.
- Cabinets with full overlay style utilize 170° hinge. For sufficient pull-out clearance, 12″ of adjacent space is required for door to open 170° when installed near a wall or corner.
- Left door features wrap/foil rack.
- Right door features cutting board and cutting board storage rack.
- Lid pull-out will hold 6 lids per tray. Maximum lid diameter is 8 1/2″ on bottom tray and 9 3/4″ on top tray.
- Not available on Inset and Beaded Inset.
- Smart Stop feature not available.

Door & Drawer Options

AF	AOMBWB	CC	CG	GAMD	IFHG	MD	PRMD	PTOWB	SHMD	SPLITDR	SPLITDRWS	TCP

End Panel Options

AUTH	CSFPE	EXBK	FFD	FL/FR	FPE	INTGE	IPE
✓	✓	✓		✓	✓		

Custom Modification Options

ADD_SHLF	ADDTK	CBO	CCO	CFNTO	CFP	CFRMO	CHGDRW	CLIP	CMAT	CND	CSDGBK	DRT	DRWSEC	DRWTK	EX	EX_OL	FBFL	FD

FDSRTBTM	FLUT[1]	FTK	ID	IH	INVFRM	IW	LIGHT	MIP	OBRB	PFINBTMB	RD	RECTK	RECTK_6	RECTKFRT6	RH	ROSFLUT	RT
	✓	✓							✓							✓	

RW	SBCADDY	SBCADDYSM	SCPDRW	SRT	STW	TD	TKP	TVR	UDBX	URT	VTK	WS	WTCD	WTKCUP	WTR
												✓			✓

[1] Not available with 6″ fluting.

IH/RH availability charts starting on page G•40.
IW/RW availability charts starting on page G•46.

WALL BASE, 34 1/2″ HIGH, 12″ DEEP

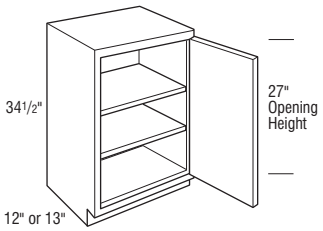

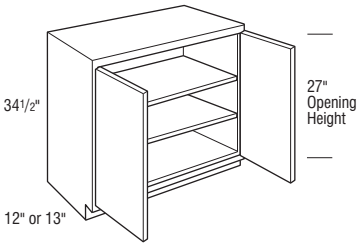

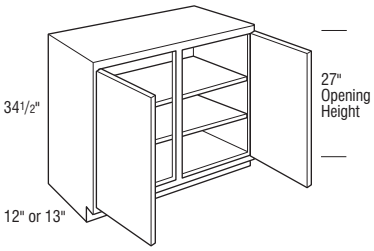

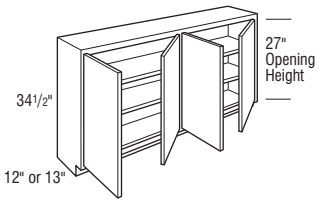

	Cubic Feet	1	2	3	4	5	6	7
WB12 L or R	4.1	863	905	940	988	1067	1154	1241
WB15 L or R	5.0	940	985	1016	1073	1130	1237	1344
WB18 L or R	5.9	985	1031	1065	1124	1189	1302	1415
WB21 L or R	6.8	1012	1062	1102	1170	1219	1326	1433
WB24 L or R	7.7	1057	1103	1145	1209	1273	1390	1507
WB24	7.7	1324	1388	1436	1513	1608	1754	1900
WB27	8.6	1502	1575	1631	1719	1805	1973	2141
WB30	9.5	1569	1642	1706	1797	1888	2061	2234
WB33	10.4	1626	1701	1763	1860	1947	2126	2305
WB36	11.3	1690	1770	1837	1941	2032	2225	2418
WB39	12.2	1770	1855	1918	2022	2139	2339	2539
WB42	13.1	1821	1908	1975	2086	2193	2403	2613
WB45	14.0	1923	2020	2095	2207	2316	2537	2758
WB48CS	15.0	2022	2121	2195	2316	2430	2658	2886
WB48	15.0	2224	2333	2414	2547	2673	2924	3175

- Two sets of butt doors.

Notes below apply to all products in section above:

- Two full depth adjustable shelves.
- Unit is constructed with toekick and full wall-type top.
- Price all options using base cabinet option prices.
- Inset and Beaded Inset Door Styles are a standard 13″ deep.
- Full Overlay Styles:
  - Increased Depths available in 1/4″ increments from 12 1/4″ to 30″.
  - Reduced Depths available in 1/4″ increments from 6″ to 11 3/4″.
- Inset and Beaded Inset Styles:
  - Increased Depths available in 1/4″ increments from 13 1/4″ to 30″.
  - Reduced Depths available in 1/4″ increments from 6″ to 12 3/4″.

Door & Drawer Options

AF	AOMBWB	CC	CG	GAMD	IFHG	MD	PRMD[1]	PTOWB	SHMD	SPLITDR[2]	SPLITDRWS	TCP
✓			✓	✓	✓	✓	✓		✓	✓		

End Panel Options

AUTH	CSFPE	EXBK	FFD	FL/FR	FPE	INTGE	IPE
✓	✓	✓	✓	✓	✓	✓	✓

Custom Modification Options

ADD_SHLF	ADDTK	CBO	CCO	CFNTO	CFP	CFRMO	CHGDRW	CLIP[3]	CMAT	CND	CSDGBK	DRT	DRWSEC	DRWTK	EX	EX_OL	FBFL	FD
		✓	✓	✓		✓		✓		✓	✓				✓	✓		

FDSRTBTM[4]	FLUT[5]	FTK[6]	ID	IH	INVFRM	IW	LIGHT	MIP	OBRB	PFINBTMB	RD	RECTK	RECTK_6	RECTKFRT6	RH	ROSFLUT	RT
✓	✓	✓	✓	✓				✓	✓		✓				✓	✓	✓

RW	SBCADDY	SBCADDYSM	SCPDRW	SRT	STW	TD	TKP	TVR[7]	UDBX	URT	VTK	WS	WTCD	WTKCUP	WTR
						✓		✓				✓			✓

[1] Not available on 12″ or 24″ (2 doors) wide.
[2] Only available on 24″ (2 doors)-39″ wide.
[3] Not available on 24″ (2 doors).
[4] Only available on 12″ wide.
[5] Not available with 6″ fluting.
[6] FTKAV and style B-L not available on 12″ wide.
[7] Not available on 42″-48″ wide.

Drawer Base Cabinets

FOUR DRAWER BASE, 34 1/2″ HIGH, 24″ DEEP

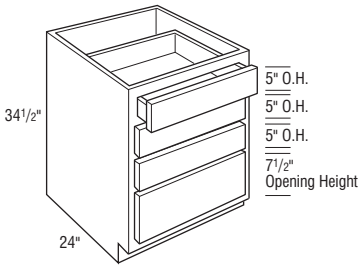

	Cubic Feet	1	2	3	4	5	6	7
4DB12	7.5	1365	1432	1463	1546	1744	1907	2070
4DB15	9.1	1495	1563	1609	1700	1917	2095	2273
4DB18	10.8	1601	1679	1721	1820	2058	2243	2428
4DB21	12.4	1712	1793	1845	1952	2203	2404	2605
4DB24	14.1	1837	1925	1976	2088	2362	2578	2794
4DB27	15.7	2101	2207	2267	2387	2697	2949	3201
4DB30	17.4	2562	2687	2757	2910	3279	3588	3897
4DB33	19.0	2623	2754	2824	2985	3365	3676	3987
4DB36	20.7	2684	2817	2895	3054	3446	3770	4094
4DB39	22.4	2859	2997	3085	3257	3674	4018	4362
4DB42	24.0	2863	3003	3094	3270	3688	4034	4380

- Reduced Depths available in 1/4″ increments from 12″ to 23 3/4″.

Door & Drawer Options

AF	AOMBWB	CC	CG	GAMD	IFHG	MD	PRMD	PTOWB	SHMD	SPLITDR	SPLITDRWS[1]	TCP
					✓						✓	

End Panel Options

AUTH	CSFPE	EXBK	FFD	FL/FR	FPE	INTGE	IPE
✓	✓	✓	✓	✓	✓	✓	✓

Custom Modification Options

ADD_SHLF	ADDTK	CBO	CCO	CFNTO	CFP	CFRMO	CHGDRW[2]	CLIP[3]	CMAT	CND	CSDGBK	DRT	DRWSEC[4]	DRWTK[5]	EX	EX_OL	FBFL	FD
		✓	✓	✓	✓	✓	✓	✓			✓		✓	✓	✓	✓		

FDSRTBTM	FLUT[6]	FTK[7]	ID	IH	INVFRM	IW[8]	LIGHT	MIP	OBRB	PFINBTMB	RD	RECTK	RECTK_6[9]	RECTKFRT6	RH	ROSFLUT	RT
	✓	✓		✓		✓		✓	✓		✓	✓	✓	✓		✓	

RW	SBCADDY	SBCADDYSM	SCPDRW	SRT	STW	TD	TKP	TVR	UDBX[1]	URT	VTK	WS[10]	WTCD[11]	WTKCUP[12]	WTR
			✓				✓		✓		✓	✓	✓	✓	✓

[1] Not available on 12″-21″ wide.
[2] Only available with 36″ wide. 36″ wide only available in conjunction with SPLITDRWS modification.
[3] Not available on 12″ wide.
[4] Only available on 18″-24″ wide.
[5] Only available on 24″, 30″ and 36″ wide.
[6] 6″ fluting not available on 12″-15″ wide and fluting both 6″ not available on 18″ or 21″ wide.
[7] FTKAV and style B-L not available on 12″ wide.
[8] Not available on 42″ wide.
[9] 12″ wide can only be recessed in front and/or back. 15″ and 18″ wide can only be recessed in the front, back, and/or one side only.
[10] Not available on 12″ wide.
[11] Only available on 30″ and 36″ wide.
[12] Only available on 36″ wide.

SIX DRAWER BASE, 34 1/2″ HIGH, 24″ DEEP

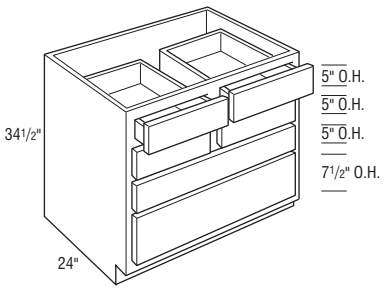

6DB30	17.4	2946	3089	3176	3344	3772	4129	4486
6DB33	19.0	3014	3167	3248	3430	3867	4230	4593
6DB36	20.7	3086	3241	3331	3513	3965	4333	4701
6DB42	24.0	3290	3451	3559	3761	4243	4640	5037

- Reduced Depths available in 1/4″ increments from 12″ to 23 3/4″.

Door & Drawer Options

AF	AOMBWB	CC	CG	GAMD	IFHG	MD	PRMD	PTOWB	SHMD	SPLITDR	SPLITDRWS	TCP
					✓							

End Panel Options

AUTH	CSFPE	EXBK	FFD	FL/FR	FPE	INTGE	IPE
✓	✓	✓	✓	✓	✓	✓	✓

Custom Modification Options

ADD_SHLF	ADDTK	CBO	CCO	CFNTO	CFP	CFRMO	CHGDRW[1]	CLIP	CMAT	CND	CSDGBK	DRT	DRWSEC[2]	DRWTK[3]	EX	EX_OL	FBFL	FD
		✓	✓	✓	✓	✓	✓	✓			✓		✓	✓	✓	✓		

FDSRTBTM	FLUT[4]	FTK	ID	IH	INVFRM	IW	LIGHT	MIP	OBRB	PFINBTMB	RD	RECTK	RECTK_6	RECTKFRT6	RH	ROSFLUT	RT
	✓	✓		✓				✓	✓		✓	✓	✓	✓		✓	

RW	SBCADDY	SBCADDYSM	SCPDRW	SRT	STW	TD	TKP	TVR[5]	UDBX	URT	VTK	WS	WTCD	WTKCUP[1]	WTR
			✓				✓	✓			✓	✓		✓	✓

[1] Only available on 36″ wide.
[2] Only available on 36″-42″ wide.
[3] Not available on 33″ or 42″ wide.
[4] Fluting both 6″ not available on 30″ or 33″ wide.
[5] Not available on 30″ or 36″ wide.

IH/RH availability charts starting on page G•40.
IW/RW availability charts starting on page G•46.

FOUR DRAWER BASE with BREAD BOARD, 34 1/2″ HIGH, 24″ DEEP

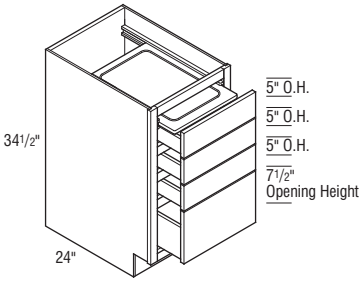

	Cubic Feet	1	2	3	4	5	6	7
4DB12BB	7.5	1870	1961	2032	2144	2270	2478	2686
4DB15BB	9.1	2045	2146	2221	2340	2480	2710	2940
4DB18BB	10.8	2237	2344	2426	2557	2710	2959	3208
4DB21BB	12.4	2385	2500	2589	2728	2892	3159	3426
4DB24BB	14.1	2574	2697	2794	2946	3121	3407	3693

Door & Drawer Options

AF	AOMBWB	CC	CG	GAMD	IFHG	MD	PRMD	PTOWB	SHMD	SPLITDR	SPLITDRWS	TCP
					✓							

End Panel Options

AUTH	CSFPE	EXBK	FFD	FL/FR	FPE	INTGE	IPE
✓	✓	✓		✓	✓	✓	✓

Custom Modification Options

ADD_SHLF	ADDTK	CBO	CCO	CFNTO	CFP	CFRMO	CHGDRW	CLIP[1]	CMAT	CND	CSDGBK	DRT	DRWSEC	DRWTK[2]	EX	EX_OL	FBFL	FD
		✓	✓	✓	✓	✓		✓			✓			✓	✓	✓		

FDSRTBTM	FLUT[3]	FTK[4]	ID	IH	INVFRM	IW	LIGHT	MIP	OBRB	PFINBTMB	RD	RECTK	RECTK_6[5]	RECTKFRT6	RH	ROSFLUT	RT
	✓	✓		✓				✓	✓			✓	✓	✓		✓	

RW	SBCADDY	SBCADDYSM	SCPDRW	SRT	STW	TD	TKP	TVR	UDBX	URT	VTK	WS[6]	WTCD	WTKCUP	WTR
							✓				✓	✓			✓

[1] Not available on 12″ wide.
[2] Only available on 24″ wide.
[3] 6″ fluting not available on 12″, 15″ or 18″ wide and fluting both 6″ not available on 21″ wide.
[4] FTKAV and style B-L not available on 12″ wide.
[5] 12″ wide can only be recessed in front and/or back. 15″ and 18″ wide can only be recessed in the front, back, and/or one side only.
[6] Not available on 12″ wide. Not available on wide stile 1.5″ version except wide stile both 1.5″ is available on 15″-24″ wide.

FOUR DRAWER BASE with WOOD TIERED CUTLERY DIVIDER, 34 1/2″ HIGH, 24″ DEEP

storage SOLUTIONS

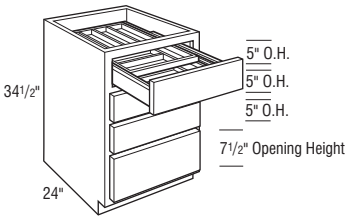

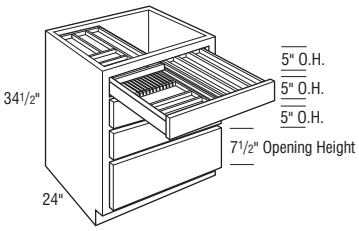

4DB15WTCD	9.1	2382	2450	2495	2587	2804	2982	3160
4DB18WTCD	10.8	2487	2566	2608	2706	2945	3130	3315
4DB21WTCD	12.4	2599	2680	2732	2839	3089	3290	3491
4DB24WTCD	14.1	2724	2813	2863	2974	3248	3464	3680
4DB30WTCD	17.4	3448	3573	3643	3796	4165	4474	4783
4DB36WTCD	20.7	3571	3703	3782	3941	4332	4656	4980

- Includes Wood Tiered Cutlery Divider Drawer.
- Exterior WTCD drawer box height is 3 3/4″, interior height of top and bottom tier is 1 3/8″.
- Wood Tiered Cutlery Divider Drawer is also available as an accessory for field installation. See page S•5.
- Different sizes of the cutlery dividers may have different configurations. Please reference the accessory section on page S•5 for more details.

Door & Drawer Options

AF	AOMBWB	CC	CG	GAMD	IFHG	MD	PRMD	PTOWB	SHMD	SPLITDR	SPLITDRWS	TCP

End Panel Options

AUTH	CSFPE	EXBK	FFD	FL/FR	FPE	INTGE	IPE
✓	✓		✓	✓	✓	✓	✓

Custom Modification Options

ADD_SHLF	ADDTK	CBO	CCO	CFNTO	CFP	CFRMO	CHGDRW	CLIP[1]	CMAT	CND	CSDGBK	DRT	DRWSEC	DRWTK	EX	EX_OL	FBFL	FD
		✓	✓	✓		✓		✓								✓		

FDSRTBTM	FLUT[2]	FTK	ID	IH	INVFRM	IW	LIGHT	MIP	OBRB	PFINBTMB	RD	RECTK	RECTK_6[3]	RECTKFRT6	RH	ROSFLUT[3]	RT
	✓							✓	✓			✓	✓	✓		✓	

RW	SBCADDY	SBCADDYSM	SCPDRW	SRT	STW	TD	TKP	TVR	UDBX	URT	VTK	WS[4]	WTCD	WTKCUP	WTR
							✓				✓	✓			

[1] Not available on 15″ wide. CLIPL&R and 6″ clipped not available on 15″ or 18″ wide. CLIP6L&R only available on 30″ and 36″ wide. CLIPL and CLIPR not available on 30″ and 36″ wide.
[2] Not available on 15″ wide. FLUT3B and 6″ fluting not available on 15″ or 18″ wide. FLUT6B only available on 30″ and 36″ wide. FLUT3L and FLUT3R not available on 30″ and 36″ wide.
[3] 15″ and 18″ wide can only be recessed in the front, back, and/or one side only.
[4] Not available on 15″ wide. Wide Stile both only available on 30″ and 36″ wide. WSL&R3 only available on 30″ and 36″ wide.

Drawer Base Cabinets

FOUR DRAWER BASE with WOOD TIERED K-CUP* DRAWER, 34 1/2″ HIGH, 24″ DEEP

storage SOLUTIONS

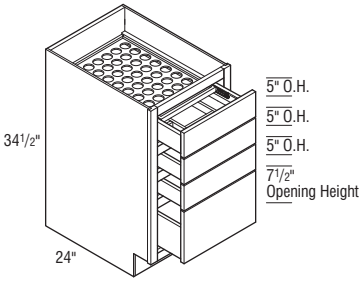

	Cubic Feet	1	2	3	4	5	6	7
4DB18KCUP	10.8	2511	2631	2695	2852	3024	3296	3568

- Holds 40 K-Cups.
- The Wood Tiered K-Cup Drawer is compatible with K-Cup pods only.
- Exterior Wood Tiered K-Cup drawer box height is 3 3/4″, interior height of top tier is 1 5/8″, and interior height of bottom tier is 1 3/8″.
- The K-Cup drawer will be positioned in the top drawer.

*K-Cup is a registered trademark of Keurig Green Mountain, Inc.

Door & Drawer Options

AF	AOMBWB	CC	CG	GAMD	IFHG	MD	PRMD	PTOWB	SHMD	SPLITDR	SPLITDRWS	TCP
					✓							

End Panel Options

AUTH	CSFPE	EXBK	FFD	FL/FR	FPE	INTGE	IPE
✓	✓	✓	✓	✓	✓	✓	✓

Custom Modification Options

ADD_SHLF	ADDTK	CBO	CCO	CFNTO	CFP	CFRMO	CHGDRW	CLIP	CMAT	CND	CSDGBK	DRT	DRWSEC	DRWTK	EX	EX_OL	FBFL	FD
		✓												✓	✓	✓		

FDSRTBTM	FLUT[1]	FTK	ID	IH	INVFRM	IW	LIGHT	MIP	OBRB	PFINBTMB	RD	RECTK	RECTK_6[2]	RECTKFRT6	RH	ROSFLUT	RT
	✓	✓		✓				✓	✓			✓	✓	✓		✓	

RW	SBCADDY	SBCADDYSM	SCPDRW	SRT	STW	TD	TKP	TVR	UDBX	URT	VTK	WS	WTCD	WTKCUP	WTR
							✓				✓				✓

[1] Not available with 6″ fluting.
[2] Can only be recessed in the front, back, and/or one side only.

FOUR DRAWER BASE with CUTLERY INSERT WOOD DIVIDERS, 34 1/2″ HIGH, 24″ DEEP

storage SOLUTIONS

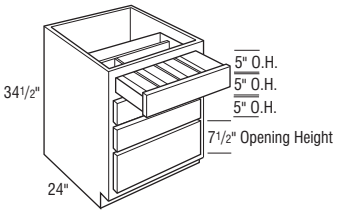

4DB15CIW	9.1	1611	1679	1725	1816	2033	2211	2389
4DB18CIW	10.8	1717	1796	1837	1935	2174	2359	2544
4DB21CIW	12.4	1855	1935	1988	2095	2345	2546	2747
4DB24CIW	14.1	2011	2100	2150	2262	2536	2751	2966

- Includes Cutlery Insert Wood Divider.
- Features hard wood.
- Exterior height for bottom drawer box is 6 3/8″.
- Cutlery Insert Wood Divider is also available as an accessory for field installation.See page S•5.

Door & Drawer Options

AF	AOMBWB	CC	CG	GAMD	IFHG	MD	PRMD	PTOWB	SHMD	SPLITDR	SPLITDRWS[1]	TCP
											✓	

End Panel Options

AUTH	CSFPE	EXBK	FFD	FL/FR	FPE	INTGE	IPE
✓	✓	✓	✓		✓	✓	✓

Custom Modification Options

ADD_SHLF	ADDTK	CBO	CCO	CFNTO	CFP	CFRMO	CHGDRW	CLIP	CMAT	CND	CSDGBK	DRT	DRWSEC	DRWTK	EX	EX_OL	FBFL	FD
		✓	✓	✓	✓	✓		✓			✓			✓	✓	✓		

FDSRTBTM	FLUT[2]	FTK	ID	IH	INVFRM	IW	LIGHT	MIP	OBRB	PFINBTMB	RD	RECTK	RECTK_6[3]	RECTKFRT6	RH	ROSFLUT	RT
	✓	✓		✓		✓		✓	✓		✓	✓	✓	✓	✓	✓	

RW	SBCADDY	SBCADDYSM	SCPDRW	SRT	STW	TD	TKP	TVR	UDBX[1]	URT	VTK	WS	WTCD	WTKCUP	WTR
							✓		✓		✓	✓			✓

[1] Not available on 15″, 18″, or 21″ wide.
[2] Not available on 15″ wide and FLUT6B not available on 18″ or 21″ wide.
[3] 15″ and 18″ wide can only be recessed in the front, back, and/or one side only.

IH/RH availability charts starting on page G•40.
IW/RW availability charts starting on page G•46.

FOUR DRAWER BASE with CHARGING DRAWER, 34 1/2″ HIGH, 24″ DEEP

storage SOLUTIONS

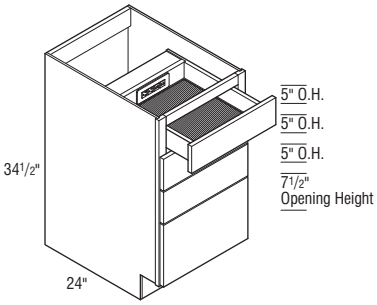

	Cubic Feet	1	2	3	4	5	6	7
4DB18CHGDRW	10.8	2832	2911	2952	3051	3290	3475	3660

- The charging drawer will be positioned in the top drawer.
- Charging drawer has full extension, concealed Smart Stop slides.
- 110 lb. rated.
- 120V outlet must be installed in rear of cabinet within 10″ of bottom of drawer, in rear of cabinet.
- CUL US listed power strip with two 120V plugs and two 2.1 amp USB ports.
- Max Current: AC 15 amps @ 120VAC; USB 2.1 amp and 5 VDC each.
- Tamper resistant outlets.
- Power cord with NEMA 5-15 plug.
- Integrated cord guide mounts to cabinet side to ensure safe operation.
- Black, shock absorbing mat included.
- Special sizes not available.
- Only available in 24″ deep.
- Not available on Inset or Beaded Inset Styles.

Door & Drawer Options

AF	AOMBWB	CC	CG	GAMD	IFHG	MD	PRMD	PTOWB	SHMD	SPLITDR	SPLITDRWS	TCP

End Panel Options

AUTH	CSFPE	EXBK	FFD	FL/FR	FPE	INTGE	IPE
✓	✓	✓	✓	✓	✓	✓	✓

Custom Modification Options

ADD_SHLF	ADDTK	CBO	CCO	CFNTO	CFP	CFRMO	CHGDRW	CLIP	CMAT	CND	CSDGBK	DRT	DRWSEC	DRWTK	EX	EX_OL	FBFL	FD
		✓	✓	✓										✓	✓	✓		

FDSRTBTM	FLUT	FTK	ID	IH	INVFRM	IW	LIGHT	MIP	OBRB	PFINBTMB	RD	RECTK	RECTK_6[1]	RECTKFRT6	RH	ROSFLUT	RT
		✓		✓				✓	✓			✓	✓	✓	✓		

RW	SBCADDY	SBCADDYSM	SCPDRW	SRT	STW	TD	TKP	TVR	UDBX	URT	VTK	WS	WTCD	WTKCUP	WTR
							✓				✓				✓

[1] Can only be recessed in the front, back, and/or one side only.

THREE DRAWER BASE, 34 1/2″ HIGH, 24″ DEEP

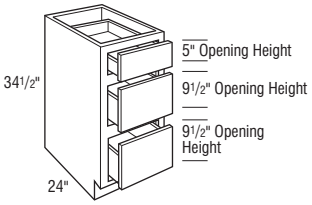

3DB12	7.5	1336	1399	1448	1528	1619	1768	1917
3DB15	9.1	1453	1524	1577	1661	1761	1923	2085
3DB18	10.8	1580	1656	1716	1809	1917	2093	2269
3DB21	12.4	1673	1752	1815	1916	2029	2213	2397
3DB24	14.1	1776	1860	1925	2032	2152	2350	2548

- Reduced Depths available in 1/4″ increments from 12″ to 23 3/4″.

Door & Drawer Options

AF	AOMBWB	CC	CG	GAMD	IFHG	MD	PRMD	PTOWB	SHMD	SPLITDR	SPLITDRWS	TCP
					✓							

End Panel Options

AUTH	CSFPE	EXBK	FFD	FL/FR	FPE	INTGE	IPE
✓	✓	✓	✓	✓	✓	✓	✓

Custom Modification Options

ADD_SHLF	ADDTK	CBO	CCO	CFNTO	CFP	CFRMO	CHGDRW	CLIP[1]	CMAT	CND	CSDGBK	DRT	DRWSEC[2]	DRWTK[3]	EX	EX_OL	FBFL	FD
		✓	✓	✓	✓	✓		✓			✓		✓	✓	✓	✓		

FDSRTBTM	FLUT[4]	FTK[5]	ID	IH	INVFRM	IW	LIGHT	MIP	OBRB	PFINBTMB	RD	RECTK	RECTK_6[6]	RECTKFRT6	RH	ROSFLUT	RT
	✓	✓		✓		✓		✓	✓		✓	✓	✓	✓		✓	

RW	SBCADDY	SBCADDYSM	SCPDRW	SRT	STW	TD	TKP	TVR	UDBX	URT	VTK	WS[7]	WTCD	WTKCUP	WTR
			✓				✓				✓	✓			✓

[1] Not available on 12″ wide.
[2] Only available on 18″-24″ wide.
[3] Only available on 24″ wide.
[4] 6″ fluting not available on 12″ or 15″ wide and 6″ fluting both not available on 18″ or 21″ wide.
[5] FTKAV and style B-L not available on 12″ wide.
[6] 12″ wide can only be recessed in front and/or back. 15″ and 18″ wide can only be recessed in the front, back, and/or one side only.
[7] Not available on 12″ wide.

Drawer Base Cabinets

THREE DRAWER BASE, 34 1/2″ HIGH, 24″ DEEP

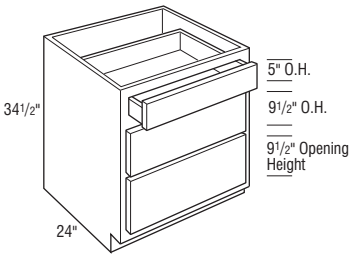

	Cubic Feet	1	2	3	4	5	6	7
3DB27	15.7	2233	2340	2423	2554	2708	2955	3202
3DB30	17.4	2470	2586	2677	2823	2989	3268	3547
3DB33	19.0	2524	2647	2741	2889	3062	3342	3622
3DB36	20.7	2578	2703	2796	2950	3126	3414	3702
3DB39	22.4	2635	2765	2859	3017	3195	3490	3785
3DB42	24.0	2693	2824	2922	3082	3265	3567	3869

- Reduced Depths available in 1/4″ increments from 12″ to 23 3/4″.

Door & Drawer Options

AF	AOMBWB	CC	CG	GAMD	IFHG	MD	PRMD	PTOWB	SHMD	SPLITDR	SPLITDRWS	TCP
					✓						✓	

End Panel Options

AUTH	CSFPE	EXBK	FFD	FL/FR	FPE	INTGE	IPE
✓	✓	✓	✓	✓	✓	✓	✓

Custom Modification Options

ADD_SHLF	ADDTK	CBO	CCO	CFNTO	CFP	CFRMO	CHGDRW[1]	CLIP	CMAT	CND	CSDGBK	DRT	DRWSEC	DRWTK[2]	EX	EX_OL	FBFL	FD
		✓	✓	✓	✓	✓	✓	✓			✓			✓	✓	✓		

FDSRTBTM	FLUT	FTK	ID	IH	INVFRM	IW[3]	LIGHT	MIP	OBRB	PFINBTMB	RD	RECTK	RECTK_6	RECTKFRT6	RH	ROSFLUT	RT
	✓	✓		✓		✓		✓	✓		✓	✓	✓	✓		✓	

RW	SBCADDY	SBCADDYSM	SCPDRW	SRT	STW	TD	TKP	TVR	UDBX	URT	VTK	WS	WTCD[2]	WTKCUP[4]	WTR
			✓				✓		✓		✓	✓	✓	✓	✓

[1] Only available with 36″ wide. 36″ wide only available in conjunction with SPLITDRWS modification.
[2] Not available on 27″, 33″, 39″, or 42″ wide.
[3] Not available on 42″ wide.
[4] Only available on 36″ wide.

THREE DRAWER BASE BUFFET, 34 1/2″ HIGH, 24″ DEEP

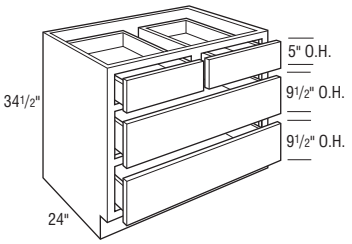

3DBB30	17.4	2470	2586	2677	2822	2988	3267	3546
3DBB33	19.0	2524	2646	2741	2889	3061	3341	3621
3DBB36	20.7	2577	2702	2796	2950	3125	3414	3703

- Scoop drawer option available in top drawer only.

Door & Drawer Options

AF	AOMBWB	CC	CG	GAMD	IFHG	MD	PRMD	PTOWB	SHMD	SPLITDR	SPLITDRWS	TCP

End Panel Options

AUTH	CSFPE	EXBK	FFD	FL/FR	FPE	INTGE	IPE
✓	✓	✓	✓		✓	✓	✓

Custom Modification Options

ADD_SHLF	ADDTK	CBO	CCO	CFNTO	CFP	CFRMO	CHGDRW[1]	CLIP	CMAT	CND	CSDGBK	DRT	DRWSEC	DRWTK	EX	EX_OL	FBFL	FD
		✓	✓	✓	✓	✓	✓	✓			✓			✓	✓	✓		

FDSRTBTM	FLUT	FTK	ID	IH	INVFRM	IW	LIGHT	MIP	OBRB	PFINBTMB	RD	RECTK	RECTK_6	RECTKFRT6	RH	ROSFLUT	RT
	✓	✓		✓		✓		✓	✓		✓	✓	✓	✓	✓	✓	

RW	SBCADDY	SBCADDYSM	SCPDRW	SRT	STW	TD	TKP	TVR	UDBX	URT	VTK	WS	WTCD[2]	WTKCUP[1]	WTR
			✓				✓		✓		✓	✓	✓	✓	✓

[1] Only available on 36″ wide.
[2] Only available on 30″ or 36″ wide.

IH/RH availability charts starting on page G•40.
IW/RW availability charts starting on page G•46.

THREE DRAWER BASE with DEEP DRAWER, 34 1/2″ HIGH, 24″ DEEP

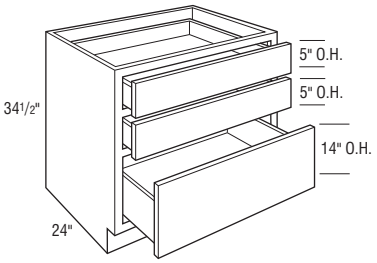

	Cubic Feet	1	2	3	4	5	6	7
3DBDD24	14.1	2971	3115	3226	3402	3603	3933	4263
3DBDD27	15.8	3242	3399	3520	3711	3932	4291	4650
3DBDD30	17.4	3512	3683	3815	4022	4260	4649	5038
3DBDD33	19.0	3779	3963	4104	4327	4583	5003	5423
3DBDD36	20.7	4068	4264	4417	4656	4933	4933	5837

- Exterior height for bottom drawer box is 10″.
- Scoop drawer option available in top drawer only.
- Reduced Depths available in 1/4″ increments from 12″ to 23 3/4″.

Door & Drawer Options

AF	AOMBWB	CC	CG	GAMD	IFHG	MD	PRMD	PTOWB	SHMD	SPLITDR	SPLITDRWS	TCP
											✓	

End Panel Options

AUTH	CSFPE	EXBK	FFD	FL/FR	FPE	INTGE	IPE
✓	✓	✓	✓		✓	✓	✓

Custom Modification Options

ADD_SHLF	ADDTK	CBO	CCO	CFNTO	CFP	CFRMO	CHGDRW	CLIP	CMAT	CND	CSDGBK	DRT	DRWSEC	DRWTK	EX	EX_OL	FBFL	FD
		✓	✓	✓	✓	✓		✓		✓	✓				✓	✓		

FDSRTBTM	FLUT[1]	FTK	ID	IH	INVFRM	IW[2]	LIGHT	MIP	OBRB	PFINBTMB	RD	RECTK	RECTK_6	RECTKFRT6	RH	ROSFLUT	RT
	✓	✓				✓		✓	✓		✓	✓				✓	

RW	SBCADDY	SBCADDYSM	SCPDRW	SRT	STW	TD	TKP	TVR	UDBX	URT	VTK	WS	WTCD[3]	WTKCUP	WTR
			✓				✓		✓		✓	✓	✓		✓

[1] Not available with 6″ fluting.
[2] Not available on 36″ wide.
[3] Only available on 24″ wide.

THREE DRAWER BASE with WOOD TIERED CUTLERY DIVIDER, 34 1/2″ HIGH, 24″ DEEP

storage SOLUTIONS

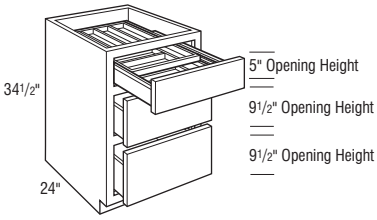

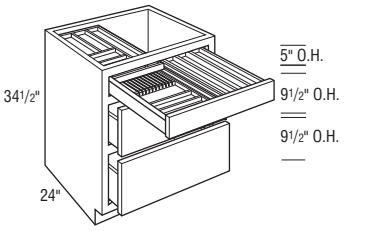

3DB15WTCD	9.1	1945	2016	2069	2153	2253	2415	2577
3DB18WTCD	10.8	2072	2148	2208	2301	2409	2585	2761
3DB21WTCD	12.4	2166	2245	2308	2408	2521	2705	2889
3DB24WTCD	14.1	2663	2747	2813	2919	3039	3236	3433
3DB30WTCD	17.4	3357	3473	3563	3709	3875	4154	4433
3DB36WTCD	20.7	3464	3589	3683	3836	4012	4301	4590

- Includes Wood Tiered Cutlery Divider Drawer.
- Exterior WTCD drawer box height is 3 3/4″, interior height of top and bottom tier is 1 3/8″.
- Wood Tiered Cutlery Divider Drawer is also available as an accessory for field installation. See page S•5.
- Different sizes of the cutlery dividers may have different configurations. Please reference the accessory section on page S•5 for more details.

Door & Drawer Options

AF	AOMBWB	CC	CG	GAMD	IFHG	MD	PRMD	PTOWB	SHMD	SPLITDR	SPLITDRWS	TCP

End Panel Options

AUTH	CSFPE	EXBK	FFD	FL/FR	FPE	INTGE	IPE
✓	✓		✓	✓	✓	✓	✓

Custom Modification Options

ADD_SHLF	ADDTK	CBO	CCO	CFNTO	CFP	CFRMO	CHGDRW	CLIP[1]	CMAT	CND	CSDGBK	DRT	DRWSEC	DRWTK	EX	EX_OL	FBFL	FD
		✓	✓	✓		✓		✓								✓		

FDSRTBTM	FLUT[2]	FTK	ID	IH	INVFRM	IW	LIGHT	MIP	OBRB	PFINBTMB	RD	RECTK	RECTK_6[3]	RECTKFRT6	RH	ROSFLUT[2]	RT
	✓							✓	✓			✓	✓	✓		✓	

RW	SBCADDY	SBCADDYSM	SCPDRW	SRT	STW	TD	TKP	TVR	UDBX	URT	VTK	WS[4]	WTCD	WTKCUP	WTR
							✓				✓	✓			

[1] Not available on 15″ wide. CLIPL&R and 6″ clipped not available on 15″ or 18″ wide. CLIP6L&R only available on 30″ and 36″ wide. CLIPL and CLIPR not available on 30″ and 36″ wide.
[2] Not available on 15″ wide. FLUT3B and 6″ fluting not available on 15″ or 18″ wide. FLUT6B only available on 30″ and 36″ wide. FLUT3L and FLUT3R not available on 30″ and 36″ wide.
[3] 15″ and 18″ wide can only be recessed in front and/or back.
[4] Not available on 15″ wide. Wide Stile both only available on 30″ and 36″ wide. WSL&R3 only available on 30″ and 36″ wide.

Drawer Base Cabinets

THREE DRAWER BASE with WOOD TIERED K-CUP* DRAWER, 34 1/2″ HIGH, 24″ DEEP

storage SOLUTIONS

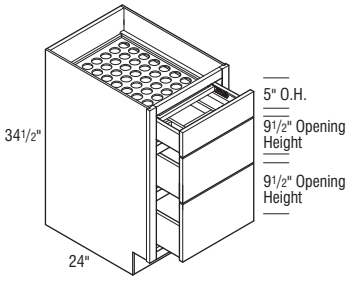

	Cubic Feet	1	2	3	4	5	6	7
3DB18KCUP	10.8	2229	2338	2420	2552	2704	2952	3200

- Holds 40 K-Cups.
- The Wood Tiered K-Cup Drawer is compatible with K-Cup pods only.
- Exterior Wood Tiered K-Cup drawer box height is 3 3/4″, interior height of top tier is 1 5/8″, and interior height of bottom tier is 1 3/8″.
- The K-Cup drawer will be positioned in the top drawer.

*K-Cup is a registered trademark of Keurig Green Mountain, Inc.

Door & Drawer Options

AF	AOMBWB	CC	CG	GAMD	IFHG	MD	PRMD	PTOWB	SHMD	SPLITDR	SPLITDRWS	TCP
					✓							

End Panel Options

AUTH	CSFPE	EXBK	FFD	FL/FR	FPE	INTGE	IPE
✓	✓	✓	✓	✓	✓	✓	✓

Custom Modification Options

ADD_SHLF	ADDTK	CBO	CCO	CFNTO	CFP	CFRMO	CHGDRW	CLIP	CMAT	CND	CSDGBK	DRT	DRWSEC	DRWTK	EX	EX_OL	FBFL	FD
		✓												✓	✓	✓		

FDSRTBTM	FLUT[1]	FTK	ID	IH	INVFRM	IW	LIGHT	MIP	OBRB	PFINBTMB	RD	RECTK	RECTK_6[2]	RECTKFRT6	RH	ROSFLUT	RT
	✓	✓		✓				✓	✓			✓	✓	✓		✓	

RW	SBCADDY	SBCADDYSM	SCPDRW	SRT	STW	TD	TKP	TVR	UDBX	URT	VTK	WS	WTCD	WTKCUP	WTR
							✓				✓				✓

[1] Not available with 6″ fluting.
[2] Can only be recessed in the front, back, and/or one side only.

THREE DRAWER BASE with BREAD BOARD, 34 1/2″ HIGH, 24″ DEEP

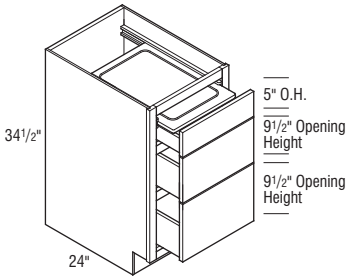

3DB12BB	7.5	1870	1961	2032	2144	2270	2478	2686
3DB15BB	9.1	1916	2005	2077	2190	2318	2535	2752
3DB18BB	10.8	1986	2081	2155	2273	2406	2629	2852
3DB21BB	12.4	2180	2286	2366	2494	2641	2888	3135
3DB24BB	14.1	2345	2457	2544	2682	2842	3102	3362

Door & Drawer Options

AF	AOMBWB	CC	CG	GAMD	IFHG	MD	PRMD	PTOWB	SHMD	SPLITDR	SPLITDRWS	TCP
					✓							

End Panel Options

AUTH	CSFPE	EXBK	FFD	FL/FR	FPE	INTGE	IPE
✓	✓	✓		✓	✓	✓	✓

Custom Modification Options

ADD_SHLF	ADDTK	CBO	CCO	CFNTO	CFP	CFRMO	CHGDRW	CLIP[1]	CMAT	CND	CSDGBK	DRT	DRWSEC	DRWTK[2]	EX	EX_OL	FBFL	FD
		✓	✓	✓	✓	✓		✓			✓			✓	✓	✓		

FDSRTBTM	FLUT[3]	FTK[4]	ID	IH	INVFRM	IW	LIGHT	MIP	OBRB	PFINBTMB	RD	RECTK	RECTK_6[5]	RECTKFRT6	RH	ROSFLUT	RT
	✓	✓		✓				✓	✓			✓	✓	✓		✓	

RW	SBCADDY	SBCADDYSM	SCPDRW	SRT	STW	TD	TKP	TVR	UDBX	URT	VTK	WS[6]	WTCD	WTKCUP	WTR[7]
							✓				✓	✓			✓

[1] Not available on 12″ wide.
[2] Only available on 24″ wide.
[3] 6″ fluting not available on 12″ or 15″ and fluting both 6″ not available on 18″ or 21″ wide.
[4] FTKAV and style B-L not available on 12″ wide.
[5] 12″ wide can only be recessed in front and/or back. 15″ and 18″ wide can only be recessed in the front, back, and/or one side only.
[6] Not available on 12″ wide. Not available on 1.5″ except wide stile both 1.5″.
[7] Not available on 18″ or 24″ wide.

IH/RH availability charts starting on page G•40.
IW/RW availability charts starting on page G•46.

THREE DRAWER BASE with CHARGING DRAWER, 34 1/2″ HIGH, 24″ DEEP

storage SOLUTIONS

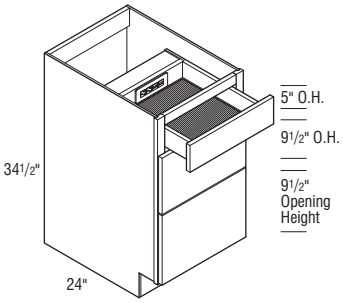

	Cubic Feet	1	2	3	4	5	6	7
3DB18CHGDRW	10.8	2812	2887	2948	3040	3149	3324	3499

- The charging drawer will be positioned in the top drawer.
- Charging drawer has full extension, concealed Smart Stop slides.
- 110 lb. rated.
- 120V outlet must be installed in rear of cabinet within 10″ of bottom of drawer, in rear of cabinet.
- CUL US listed power strip with two 120V plugs and two 2.1 amp USB ports.
- Max Current: AC 15 amps @ 120VAC; USB 2.1 amp and 5 VDC each.
- Tamper resistant outlets.
- Power cord with NEMA 5-15 plug.
- Integrated cord guide mounts to cabinet side to ensure safe operation.
- Black, shock absorbing mat included.
- Special sizes not available.
- Only available in 24″ deep.
- Not available on Inset or Beaded Inset Styles.

Door & Drawer Options

AF	AOMBWB	CC	CG	GAMD	IFHG	MD	PRMD	PTOWB	SHMD	SPLITDR	SPLITDRWS	TCP

End Panel Options

AUTH	CSFPE	EXBK	FFD	FL/FR	FPE	INTGE	IPE
✓	✓	✓	✓	✓	✓	✓	✓

Custom Modification Options

ADD_SHLF	ADDTK	CBO	CCO	CFNTO	CFP	CFRMO	CHGDRW	CLIP	CMAT	CND	CSDGBK	DRT	DRWSEC	DRWTK	EX	EX_OL	FBFL	FD
		✓	✓	✓										✓	✓	✓		

FDSRTBTM	FLUT	FTK	ID	IH	INVFRM	IW	LIGHT	MIP	OBRB	PFINBTMB	RD	RECTK	RECTK_6[1]	RECTKFRT6	RH	ROSFLUT	RT
		✓		✓				✓	✓			✓	✓	✓	✓		

RW	SBCADDY	SBCADDYSM	SCPDRW	SRT	STW	TD	TKP	TVR	UDBX	URT	VTK	WS	WTCD	WTKCUP	WTR
							✓				✓				✓

[1] Can only be recessed in the front, back, and/or one side only.

THREE DRAWER BASE BUFFET with DEEP DRAWER, 34 1/2″ HIGH, 24″ DEEP

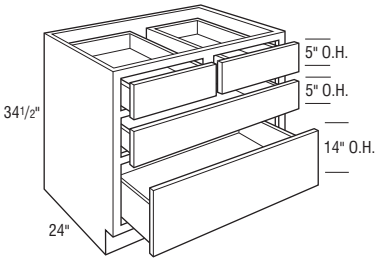

3DBBDD30	17.4	4012	4206	4357	4593	4865	5311	5757
3DBBDD33	19.0	4319	4528	4690	4945	5239	5718	6197
3DBBDD36	20.7	4651	4877	5051	5325	5641	6157	6673

- Exterior height for bottom drawer box is 10″.
- Scoop drawer option available in top drawer only.
- Reduced Depths available in 1/4″ increments from 12″ to 23 3/4″.

Door & Drawer Options

AF	AOMBWB	CC	CG	GAMD	IFHG	MD	PRMD	PTOWB	SHMD	SPLITDR	SPLITDRWS	TCP

End Panel Options

AUTH	CSFPE	EXBK	FFD	FL/FR	FPE	INTGE	IPE
✓	✓	✓	✓		✓	✓	✓

Custom Modification Options

ADD_SHLF	ADDTK	CBO	CCO	CFNTO	CFP	CFRMO	CHGDRW	CLIP	CMAT	CND	CSDGBK	DRT	DRWSEC	DRWTK	EX	EX_OL	FBFL	FD
		✓	✓	✓	✓	✓		✓		✓	✓			✓	✓	✓		

FDSRTBTM	FLUT[1]	FTK	ID	IH	INVFRM	IW[2]	LIGHT	MIP	OBRB	PFINBTMB	RD	RECTK	RECTK_6	RECTKFRT6	RH	ROSFLUT	RT
	✓	✓				✓		✓	✓		✓	✓				✓	

RW	SBCADDY	SBCADDYSM	SCPDRW	SRT	STW	TD	TKP	TVR	UDBX	URT	VTK	WS	WTCD	WTKCUP	WTR
			✓				✓				✓	✓			✓

[1] Not available with 6″ fluting.
[2] Not available on 36″ wide.

Drawer Base Cabinets

TWO DRAWER BASE, 34 1/2″ HIGH, 24″ DEEP

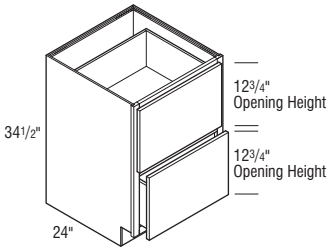

	Cubic Feet	1	2	3	4	5	6	7
2DB18	10.8	1932	2024	2095	2208	2339	2557	2775
2DB21	12.4	1990	2086	2157	2276	2412	2631	2850
2DB24	14.1	2048	2145	2221	2341	2483	2710	2937
2DB27	15.7	2681	2811	2911	3069	3250	3548	3846
2DB30	17.4	2737	2868	2969	3134	3317	3623	3929
2DB33	19.0	2835	2973	3080	3243	3437	3754	4071
2DB36	20.7	2892	3032	3137	3309	3507	3828	4149
2DB39	22.4	2955	3099	3207	3382	3583	3913	4243
2DB42	24.0	3020	3167	3275	3453	3661	3996	4331
2DB45	25.7	3083	3233	3344	3527	3737	4080	4423
2DB48	27.3	3146	3299	3413	3600	3815	4165	4515

- Utilizes 10″ high drawer box height.
- Reduced Depths available in 1/4″ increments from 12″ to 23 3/4″.

Door & Drawer Options

AF	AOMBWB	CC	CG	GAMD	IFHG	MD	PRMD	PTOWB	SHMD	SPLITDR	SPLITDRWS	TCP
					✓							

End Panel Options

AUTH	CSFPE	EXBK	FFD	FL/FR	FPE	INTGE	IPE
✓	✓	✓	✓	✓	✓	✓	✓

Custom Modification Options

ADD_SHLF	ADDTK	CBO	CCO	CFNTO	CFP	CFRMO	CHGDRW	CLIP	CMAT	CND	CSDGBK	DRT	DRWSEC	DRWTK[1]	EX	EX_OL	FBFL	FD
		✓	✓	✓		✓		✓			✓			✓	✓	✓		

FDSRTBTM	FLUT	FTK	ID	IH	INVFRM	IW[2]	LIGHT	MIP	OBRB	PFINBTMB	RD	RECTK	RECTK_6[3]	RECTKFRT6	RH	ROSFLUT	RT
	✓	✓		✓		✓		✓	✓		✓		✓	✓		✓	

RW	SBCADDY	SBCADDYSM	SCPDRW	SRT	STW	TD	TKP	TVR	UDBX	URT	VTK	WS	WTCD	WTKCUP	WTR
												✓			✓

[1] Only available on 18″-36″ wide.
[2] Not available on 48″ wide.
[3] 18″ wide can only be recessed in the front, back, and/or one side only.

TWO DRAWER BASE with PEGGED DISH ORGANIZER, 34 1/2″ HIGH, 24″ DEEP

storage SOLUTIONS

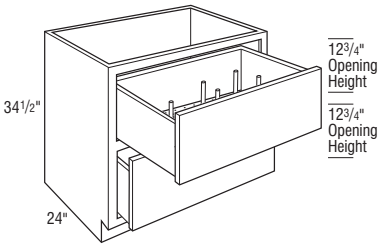

2DB36PDO	21.1	4091	4289	4443	4683	4961	5415	5869

- Utilizes 10″ high drawer box height.
- Cabinet not applicable for stove top installation.
- Includes 8 wooden posts and 19/32″ thick removable pegged board in top drawer, shipped loose.
- Pegged board dimensions: 29 15/16″ W x 19 1/2″ D.

Door & Drawer Options

AF	AOMBWB	CC	CG	GAMD	IFHG	MD	PRMD	PTOWB	SHMD	SPLITDR	SPLITDRWS	TCP

End Panel Options

AUTH	CSFPE	EXBK	FFD	FL/FR	FPE	INTGE	IPE
✓	✓	✓	✓		✓	✓	✓

Custom Modification Options

ADD_SHLF	ADDTK	CBO	CCO	CFNTO	CFP	CFRMO	CHGDRW	CLIP	CMAT	CND	CSDGBK	DRT	DRWSEC	DRWTK	EX	EX_OL	FBFL	FD
		✓	✓	✓		✓				✓	✓			✓	✓	✓		

FDSRTBTM	FLUT[1]	FTK	ID	IH	INVFRM	IW	LIGHT	MIP	OBRB	PFINBTMB	RD	RECTK	RECTK_6	RECTKFRT6	RH	ROSFLUT	RT
	✓	✓						✓	✓			✓				✓	

RW	SBCADDY	SBCADDYSM	SCPDRW	SRT	STW	TD	TKP	TVR	UDBX	URT	VTK	WS	WTCD	WTKCUP	WTR
							✓				✓				✓

[1] Not available with 6″ fluting.

IH/RH availability charts starting on page G•40.
IW/RW availability charts starting on page G•46.

TWO DRAWER BASE with ROLL TRAYS, 34 1/2″ HIGH, 24″ DEEP

storage SOLUTIONS

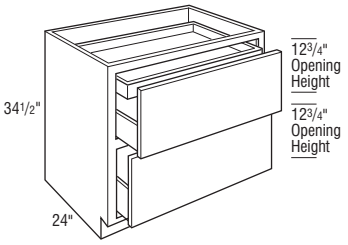

	Cubic Feet	1	2	3	4	5	6	7
2DB18RT	10.8	1969	2064	2138	2250	2385	2608	2831
2DB21RT	12.4	2029	2126	2198	2318	2455	2682	2909
2DB24RT	14.1	2087	2186	2263	2385	2529	2760	2991
2DB27RT	15.7	2720	2849	2951	3111	3297	3600	3903
2DB30RT	17.4	2775	2909	3012	3178	3365	3674	3983
2DB33RT	19.0	2872	3013	3121	3287	3484	3806	4128
2DB36RT	20.7	2892	3032	3137	3309	3507	3828	4149

- Cabinet not applicable for stove top installation.
- Roll tray can be removed and installed above lower drawers.
- Reduced Depths available in 1/4″ increments from 12″ to 23 3/4″.

Door & Drawer Options

AF	AOMBWB	CC	CG	GAMD	IFHG	MD	PRMD	PTOWB	SHMD	SPLITDR	SPLITDRWS	TCP
					✓							

End Panel Options

AUTH	CSFPE	EXBK	FFD	FL/FR	FPE	INTGE	IPE
✓	✓	✓		✓	✓	✓	✓

Custom Modification Options

ADD_SHLF	ADDTK	CBO	CCO	CFNTO	CFP	CFRMO	CHGDRW	CLIP	CMAT	CND	CSDGBK	DRT	DRWSEC	DRWTK[1]	EX	EX_OL	FBFL	FD
		✓		✓		✓		✓			✓			✓	✓	✓		

FDSRTBTM	FLUT[2]	FTK	ID	IH	INVFRM	IW	LIGHT	MIP	OBRB	PFINBTMB	RD	RECTK	RECTK_6[3]	RECTKFRT6	RH	ROSFLUT	RT
	✓	✓		✓		✓		✓	✓		✓	✓	✓	✓		✓	

RW[4]	SBCADDY	SBCADDYSM	SCPDRW	SRT	STW	TD	TKP	TVR	UDBX	URT	VTK	WS	WTCD	WTKCUP	WTR
✓							✓				✓	✓			✓

[1] Only available on 24″, 30″ and 36″ wide.
[2] 6″ fluting not available on 18″-27″ wide.
[3] 18″ wide can only be recessed in the front, back, and/or one side only.
[4] Only available on 18″ and 24″ wide.

TWO DRAWER BASE with ROLL TRAY and PEGGED DISH ORGANIZER, 34 1/2″ HIGH, 24″ DEEP

storage SOLUTIONS

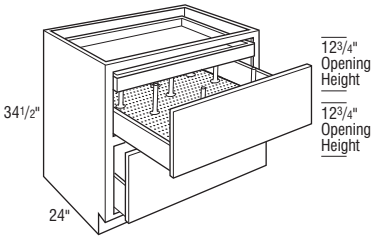

2DB36RTPDO	20.7	3397	3565	3686	3889	4118	4500	4882

- Cabinet not applicable for stove top installation.
- Roll tray can be removed and installed above lower drawers.
- Includes eight wooden posts and 19/32″ thick removable pegged board in top drawer, shipped loose.
- Pegged board dimensions: 29 15/16″ W x 19 1/2″ D.

Door & Drawer Options

AF	AOMBWB	CC	CG	GAMD	IFHG	MD	PRMD	PTOWB	SHMD	SPLITDR	SPLITDRWS	TCP
					✓							

End Panel Options

AUTH	CSFPE	EXBK	FFD	FL/FR	FPE	INTGE	IPE
✓	✓	✓		✓	✓	✓	✓

Custom Modification Options

ADD_SHLF	ADDTK	CBO	CCO	CFNTO	CFP	CFRMO	CHGDRW	CLIP	CMAT	CND	CSDGBK	DRT	DRWSEC	DRWTK	EX	EX_OL	FBFL	FD
		✓		✓		✓					✓				✓	✓		

FDSRTBTM	FLUT[1]	FTK	ID	IH	INVFRM	IW	LIGHT	MIP	OBRB	PFINBTMB	RD	RECTK	RECTK_6	RECTKFRT6	RH	ROSFLUT	RT
	✓	✓		✓				✓	✓		✓	✓	✓	✓		✓	

RW	SBCADDY	SBCADDYSM	SCPDRW	SRT	STW	TD	TKP	TVR	UDBX	URT	VTK	WS	WTCD	WTKCUP	WTR
							✓				✓				✓

[1] Not available with 6″ fluting.

Drawer Base Cabinets

TWO DRAWER BASE, 28 1/2″ HIGH, 24″ DEEP

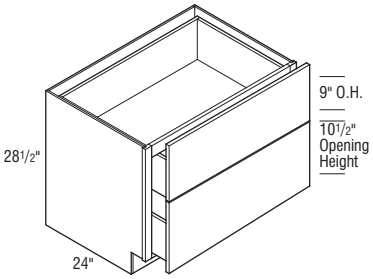

	Cubic Feet	1	2	3	4	5	6	7
2DB2428	11.7	1685	1765	1828	1927	2042	2232	2422
2DB2728	13.1	2126	2229	2305	2431	2577	2814	3051
2DB3028	14.5	2340	2452	2540	2678	2840	3099	3358
2DB3328	15.9	2397	2516	2604	2746	2909	3176	3443
2DB3628	17.3	2449	2569	2660	2806	2971	3243	3515

- Reduced Depths available in 1/4″ increments from 12″ to 23 3/4″.

Door & Drawer Options

AF	AOMBWB	CC	CG	GAMD	IFHG	MD	PRMD	PTOWB	SHMD	SPLITDR	SPLITDRWS	TCP
					✓							

End Panel Options

AUTH	CSFPE	EXBK	FFD	FL/FR	FPE	INTGE	IPE
✓	✓	✓	✓	✓	✓	✓	✓

Custom Modification Options

ADD_SHLF	ADDTK	CBO	CCO	CFNTO	CFP	CFRMO	CHGDRW	CLIP	CMAT	CND	CSDGBK	DRT	DRWSEC	DRWTK[1]	EX	EX_OL	FBFL	FD
		✓	✓	✓	✓	✓		✓			✓			✓	✓	✓		

FDSRTBTM	FLUT	FTK	ID	IH	INVFRM	IW	LIGHT	MIP	OBRB	PFINBTMB	RD	RECTK	RECTK_6	RECTKFRT6	RH	ROSFLUT	RT
	✓	✓				✓		✓	✓		✓	✓	✓	✓		✓	

RW[2]	SBCADDY	SBCADDYSM	SCPDRW	SRT	STW	TD	TKP	TVR	UDBX	URT	VTK	WS	WTCD	WTKCUP	WTR
✓							✓		✓		✓	✓			✓

[1] Not available on 27″ or 33″ wide.
[2] Only available on 24″ wide.

IH/RH availability charts starting on page G•40.
IW/RW availability charts starting on page G•46.

BASE POTS and PANS PULL-OUT, 34 1/2″ HIGH, 24″ DEEP

storage SOLUTIONS

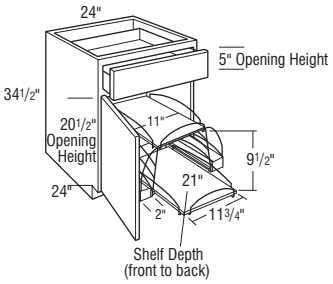

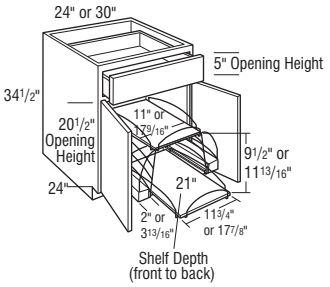

	Cubic Feet	1	2	3	4	5	6	7
BPPP24 L or R	14.1	2101	2180	2243	2339	2444	2619	2794

- Pull-out dimensions: 19 3/4″ W x 22 1/4″ D x 14 1/2″ H.
- Inset and Beaded Inset only available with Finial Hinge.

BPPP24	14.1	2401	2518	2607	2749	2910	3179	3448

- Pull-out dimensions: 19 3/4″ W x 22 1/4″ D x 14 1/2″ H.
- Inset and Beaded Inset only available with Finial Hinge.

BPPP30	17.4	3370	3531	3654	3853	4084	4461	4838

- Pull-out dimensions: 25 1/2″ W x 22 1/4″ D x 14 13/16″ H.
- Full Extension slide-out shelves pull out independently.
- Inset and Beaded Inset styles will use the 24″ pull-out shown above.

Notes below apply to all products in section above:

- Smart Stop feature not available on pull-out.

Door & Drawer Options

AF	AOMBWB	CC	CG	GAMD	IFHG	MD	PRMD	PTOWB	SHMD	SPLITDR	SPLITDRWS	TCP
			✓	✓	✓	✓	✓		✓		✓	

End Panel Options

AUTH	CSFPE	EXBK	FFD	FL/FR	FPE	INTGE	IPE
✓	✓	✓		✓	✓	✓	✓

Custom Modification Options

ADD_SHLF	ADDTK	CBO	CCO	CFNTO	CFP	CFRMO	CHGDRW	CLIP	CMAT	CND	CSDGBK	DRT	DRWSEC[1]	DRWTK	EX	EX_OL	FBFL	FD
		✓	✓		✓					✓	✓		✓	✓	✓	✓		

FDSRTBTM	FLUT[2]	FTK	ID	IH	INVFRM	IW	LIGHT	MIP	OBRB	PFINBTMB	RD	RECTK	RECTK_6	RECTKFRT6	RH	ROSFLUT	RT
	✓	✓	✓	✓	✓			✓	✓			✓	✓	✓		✓	

RW	SBCADDY	SBCADDYSM	SCPDRW	SRT	STW	TD	TKP	TVR	UDBX	URT	VTK	WS	WTCD	WTKCUP	WTR
			✓				✓		✓		✓		✓		✓

[1] Only available on 24″ wide.
[2] Not available with 6″ fluting.

BASE POTS and PANS STORAGE, 34 1/2″ HIGH, 24″ DEEP

storage SOLUTIONS

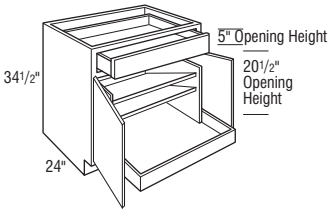

B24PS	14.1	2774	2845	2889	2978	3081	3248	3415
B30PS	17.4	2989	3072	3132	3237	3334	3528	3722
B36PS	20.7	3081	3168	3237	3343	3451	3651	3851

- Reduced Depths available in 3″ increments from 15″ to 21″.
- Not available on Inset and Beaded Inset styles.

Door & Drawer Options

AF	AOMBWB	CC	CG	GAMD	IFHG	MD	PRMD	PTOWB	SHMD	SPLITDR	SPLITDRWS	TCP
			✓	✓		✓	✓		✓		✓	

End Panel Options

AUTH	CSFPE	EXBK	FFD	FL/FR	FPE	INTGE	IPE
✓	✓	✓		✓	✓	✓	

Custom Modification Options

ADD_SHLF	ADDTK	CBO	CCO	CFNTO	CFP	CFRMO	CHGDRW[1]	CLIP	CMAT	CND	CSDGBK	DRT	DRWSEC[2]	DRWTK	EX	EX_OL	FBFL	FD
					✓		✓			✓	✓	✓	✓	✓	✓	✓		

FDSRTBTM	FLUT[3]	FTK	ID	IH	INVFRM	IW	LIGHT	MIP	OBRB	PFINBTMB	RD	RECTK	RECTK_6	RECTKFRT6	RH	ROSFLUT	RT
	✓	✓	✓	✓	✓			✓	✓		✓	✓	✓	✓		✓	

RW	SBCADDY	SBCADDYSM	SCPDRW	SRT[4]	STW	TD	TKP	TVR[5]	UDBX	URT	VTK	WS[6]	WTCD	WTKCUP[7]	WTR[4]
			✓	✓			✓	✓	✓		✓	✓	✓	✓	✓

[1] Only available with 36″ wide. 36″ wide only available in conjunction with SPLITDRWS modification.
[2] Only available on 24″ wide.
[3] Not available with 6″ fluting.
[4] Not available on 24″ wide.
[5] Not available on 24″ wide. TVRAV and style B-L not available on 36″ wide.
[6] Only available on 30″ and 36″ wide with wide stile both 3″.
[7] Only available on 36″ wide.

Base Lid Organizer & Base Combination Drawer Cabinets

BASE with DRAWER and LID ORGANIZER and ROLL TRAYS, 34 1/2" HIGH, 24" DEEP

storage SOLUTIONS

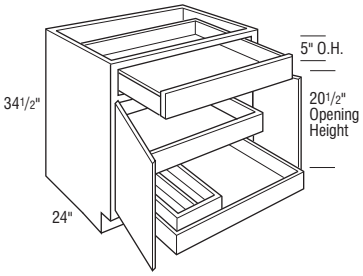

	Cubic Feet	1	2	3	4	5	6	7
B30RTLO	17.4	2780	2863	2922	3025	3125	3316	3507
B33RTLO	19.0	2824	2910	2980	3082	3184	3377	3570
B36RTLO	20.7	2871	2959	3025	3134	3242	3441	3640

- Lid Organizer dimensions: 7″ W x 19″ D x 4 3/8″ H.

Door & Drawer Options

AF	AOMBWB	CC	CG	GAMD	IFHG	MD	PRMD	PTOWB	SHMD	SPLITDR	SPLITDRWS	TCP
			✓	✓	✓	✓	✓		✓		✓	

End Panel Options

AUTH	CSFPE	EXBK	FFD	FL/FR	FPE	INTGE	IPE
✓	✓	✓		✓	✓	✓	✓

Custom Modification Options

ADD_SHLF	ADDTK	CBO	CCO	CFNTO	CFP	CFRMO	CHGDRW[1]	CLIP	CMAT	CND	CSDGBK	DRT	DRWSEC	DRWTK[2]	EX	EX_OL	FBFL	FD
		✓			✓		✓	✓		✓	✓	✓		✓	✓	✓		

FDSRTBTM	FLUT	FTK	ID	IH	INVFRM	IW	LIGHT	MIP	OBRB	PFINBTMB	RD	RECTK	RECTK_6	RECTKFRT6	RH	ROSFLUT	RT
	✓	✓		✓	✓			✓	✓			✓	✓	✓		✓	

RW	SBCADDY	SBCADDYSM	SCPDRW[3]	SRT	STW	TD	TKP	TVR	UDBX	URT	VTK	WS	WTCD[2]	WTKCUP[4]	WTR
			✓	✓			✓		✓		✓	✓	✓	✓	✓

[1] Only available with 36″ wide. 36″ wide only available in conjunction with SPLITDRWS modification.
[2] Not available on 33″ wide.
[3] Not available on 36″ wide.
[4] Only available on 36″ wide.

BASE COMBINATION DRAWER CABINET, 34 1/2″ HIGH, 24″ DEEP

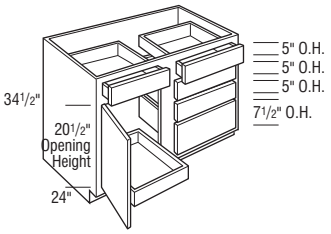

BCD30 L or R	17.4	2654	2779	2870	3022	3185	3471	3757
BCD36 L or R	20.7	2853	2986	3085	3247	3419	3721	4023
BCD42 L or R	24.0	3068	3214	3330	3505	3682	4016	4350
BCD48 L or R	27.3	3343	3505	3627	3818	4019	4390	4761

- Door will be hinged opposite drawer stack.
- Includes one easily adjustable roll tray.
- Reduced Depths available in 1/4″ increments from 12″ to 23 3/4″.

Door & Drawer Options

AF	AOMBWB	CC	CG	GAMD	IFHG	MD	PRMD	PTOWB	SHMD	SPLITDR	SPLITDRWS	TCP
			✓	✓	✓	✓	✓		✓			

End Panel Options

AUTH	CSFPE	EXBK	FFD	FL/FR	FPE	INTGE	IPE
✓	✓	✓	✓	✓	✓	✓	✓

Custom Modification Options

ADD_SHLF	ADDTK	CBO	CCO	CFNTO	CFP	CFRMO	CHGDRW[1]	CLIP	CMAT	CND	CSDGBK	DRT	DRWSEC[2]	DRWTK[3]	EX	EX_OL	FBFL	FD
		✓		✓	✓	✓	✓	✓		✓	✓	✓	✓	✓	✓	✓		

FDSRTBTM	FLUT[4]	FTK	ID	IH	INVFRM	IW	LIGHT	MIP	OBRB	PFINBTMB	RD	RECTK	RECTK_6	RECTKFRT6	RH	ROSFLUT	RT
	✓	✓						✓	✓		✓	✓	✓	✓		✓	✓

RW	SBCADDY	SBCADDYSM	SCPDRW	SRT	STW	TD	TKP	TVR	UDBX	URT	VTK	WS[5]	WTCD	WTKCUP[1]	WTR
			✓	✓			✓				✓	✓	✓	✓	✓

[1] Only available on 36″ wide.
[2] Only available on 36″-48″ wide.
[3] Not available on 42″ or 48″ wide.
[4] Not available with fluting both 6″.
[5] Only available on wide stile 3″, but not available on wide stile both 3″.

IH/RH availability charts starting on page G•40.
IW/RW availability charts starting on page G•46.

BASE COOKING CENTER with BREAD BOARD, 34 1/2″ HIGH, 24″ DEEP

storage SOLUTIONS

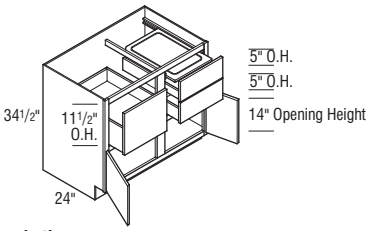

Right Shown

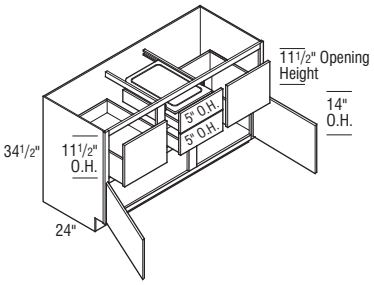

	Cubic Feet	1	2	3	4	5	6	7
BCC30BB L or R	17.4	2852	2988	3097	3269	3444	3765	4086
BCC36BB L or R	20.7	3103	3250	3372	3551	3755	4099	4443
BCC42BB L or R	24.0	3400	3568	3695	3893	4103	4484	4865

- L or R must be specified to denote Bread Board location.

BCC48BB	27.3	3912	4097	4235	4475	4711	5156	5601

Notes below apply to all products in section above:

- One cutlery divider included.

Door & Drawer Options

AF	AOMBWB	CC	CG	GAMD	IFHG	MD	PRMD	PTOWB	SHMD	SPLITDR	SPLITDRWS	TCP
			✓	✓	✓	✓	✓		✓			

End Panel Options

AUTH	CSFPE	EXBK	FFD	FL/FR	FPE	INTGE	IPE
✓	✓	✓	✓	✓	✓	✓	✓

Custom Modification Options

ADD_SHLF	ADDTK	CBO	CCO	CFNTO	CFP	CFRMO	CHGDRW	CLIP	CMAT	CND	CSDGBK	DRT	DRWSEC	DRWTK[1]	EX	EX_OL	FBFL	FD
		✓		✓		✓				✓	✓			✓	✓	✓		

FDSRTBTM	FLUT[2]	FTK	ID	IH	INVFRM	IW	LIGHT	MIP	OBRB	PFINBTMB	RD	RECTK	RECTK_6	RECTKFRT6	RH	ROSFLUT	RT
	✓	✓		✓				✓	✓			✓	✓	✓	✓	✓	

RW	SBCADDY	SBCADDYSM	SCPDRW	SRT	STW	TD	TKP	TVR	UDBX	URT	VTK	WS[3]	WTCD	WTKCUP	WTR
						✓	✓				✓	✓			✓

[1] Not available on 42″ or 48″ wide.
[2] Not available with 6″ fluting.
[3] Only available on 48″ wide.

BASE PANTRY CAN STORAGE, 34 1/2″ HIGH, 24″ DEEP

storage SOLUTIONS

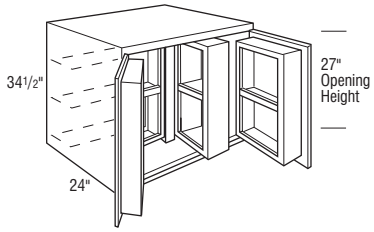

BPCS36	20.7	3804	3988	4132	4364	4584	5017	5450

- Six adjustable shelves behind swing-out.
- Swing-out section includes two fixed shelves.
- Unit can be used next to wall without use of a filler.
- Not available on Inset and Beaded Inset styles.

Door & Drawer Options

AF	AOMBWB	CC	CG	GAMD	IFHG	MD	PRMD	PTOWB	SHMD	SPLITDR	SPLITDRWS	TCP

End Panel Options

AUTH	CSFPE	EXBK	FFD	FL/FR	FPE	INTGE	IPE
✓	✓	✓		✓	✓	✓	

Custom Modification Options

ADD_SHLF	ADDTK	CBO	CCO	CFNTO	CFP	CFRMO	CHGDRW	CLIP	CMAT	CND	CSDGBK	DRT	DRWSEC	DRWTK	EX	EX_OL	FBFL	FD
														✓	✓	✓		

FDSRTBTM	FLUT[1]	FTK	ID	IH	INVFRM	IW	LIGHT	MIP	OBRB	PFINBTMB	RD	RECTK	RECTK_6	RECTKFRT6	RH	ROSFLUT	RT
	✓	✓						✓	✓			✓				✓	

RW	SBCADDYSM	SBCADDY	SCPDRW	SRT	STW	TD	TKP	TVR	UDBX	URT	VTK	WS	WTCD	WTKCUP	WTR
							✓				✓				✓

[1] Not available with 6″ fluting.

Sink Base Cabinets

SINK BASE, 34 1/2″ HIGH, 24″ DEEP

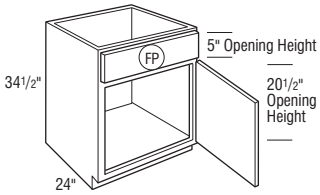

FP False Panel

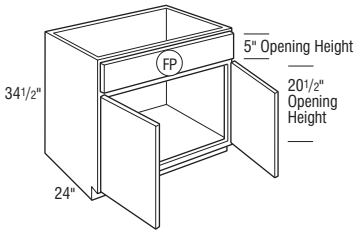

FP False Panel

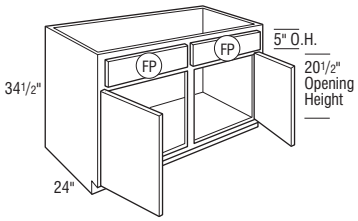

FP False Panel

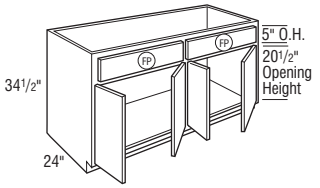

FP False Panel

	Cubic Feet	1	2	3	4	5	6	7
SB18 L or R	10.8	1094	1147	1181	1244	1301	1410	1519
SB21 L or R	12.4	1126	1179	1210	1274	1347	1455	1563
SB24 L or R	14.1	1148	1198	1243	1302	1373	1493	1613
SB24	14.1	1421	1488	1528	1607	1712	1854	1996
SB27	15.7	1534	1604	1662	1753	1826	1990	2154
SB30	17.4	1622	1696	1758	1848	1946	2118	2290
SB33	19.0	1666	1746	1805	1901	2002	2175	2348
SB36	20.7	1711	1790	1850	1948	2032	2213	2394
SB39	22.4	1735	1821	1881	1981	2088	2273	2458
SB42	24.0	1781	1861	1925	2030	2127	2317	2507
SB45	25.7	1867	1956	2022	2128	2242	2437	2632
SB48CS	27.3	1955	2044	2109	2224	2343	2547	2751
SB48	27.3	2130	2228	2298	2423	2553	2777	3001

- Two sets of butt doors.

Notes below apply to all products in section above:

- Touch-up kit (TUK) and Owner's Guide included.
- Increased Depths available in 1/4″ increments from 24 1/4″ to 30″.
- Reduced Depths available in 1/4″ increments from 6″ to 23 3/4″.

Door & Drawer Options

AF	AOMBWB	CC	CG	GAMD	IFHG	MD	PRMD	PTOWB	SHMD	SPLITDR[1]	SPLITDRWS[2]	TCP
			✓	✓	✓	✓	✓		✓	✓	✓	

End Panel Options

AUTH	CSFPE	EXBK	FFD	FL/FR	FPE	INTGE	IPE
✓	✓	✓	✓	✓	✓	✓	✓

Custom Modification Options

ADD_SHLF	ADDTK	CBO	CCO[3]	CFNTO	CFP	CFRMO	CHGDRW	CLIP	CMAT[4]	CND	CSDGBK	DRT	DRWSEC	DRWTK[5]	EX	EX_OL	FBFL	FD
		✓	✓	✓		✓		✓	✓	✓	✓			✓	✓	✓		

FDSRTBTM	FLUT[6]	FTK	ID	IH	INVFRM	IW[7]	LIGHT	MIP	OBRB	PFINBTMB	RD	RECTK	RECTK_6[8]	RECTKFRT6	RH	ROSFLUT[9]	RT
	✓	✓	✓	✓		✓		✓	✓		✓	✓	✓	✓	✓	✓	✓

RW	SBCADDY	SBCADDYSM	SCPDRW	SRT	STW	TD	TKP	TVR	UDBX	URT[10]	VTK	WS[11]	WTCD	WTKCUP	WTR
	✓	✓				✓	✓	✓		✓	✓	✓			✓

[1] Only available on 24″ (2 doors)-39″ wide.
[2] Not available on 18″, 21″ or 48″ wide.
[3] Only available on 18″-24″ (1 door) wide.
[4] Only available on 30″, 33″ and 36″ wide.
[5] Only available on 24″ (1 door and 2 doors), 30″ and 36″ wide.
[6] Fluting both 3″ not available on 24″ (2 doors) wide. 6″ fluting not available with 18″-21″ or 24″ (2 doors) wide.
[7] 24″ (1 door) and 48″ wide are not available as IW.
[8] 18″ wide can only be recessed in the front, back, and/or one side only.
[9] Fluting both not available on 24″ (2 doors) wide.
[10] Only available on 24″ (1 door and 2 doors)-36″ wide.
[11] Not available on 24″ (2 doors) wide.

IH/RH availability charts starting on page G•40.
IW/RW availability charts starting on page G•46.

SINK BASE DOUBLE DOOR with CABMAT™, 34 1/2″ HIGH, 24″ DEEP

storage SOLUTIONS

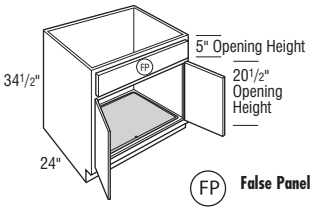

	Cubic Feet	1	2	3	4	5	6	7
SB30CM	53.6	1919	1993	2055	2145	2243	2415	2587
SB33CM	63.8	1963	2043	2102	2198	2299	2472	2645
SB36CM	70.4	2008	2087	2147	2246	2329	2510	2691

- Touch-up kit (TUK) and Owner's Guide included.
- CabMat™ is designed to capture spills and is removable for cleaning.

	Liquid Capacity		Cabinet Size	
	Gallons	Liters	Width	Depth
SB30CM	2.0	7.6	30″	24″
SB33CM	2.4	9.0	33″	24″
SB36CM	2.7	10.2	36″	24″

Door & Drawer Options

AF	AOMBWB	CC	CG	GAMD	IFHG	MD	PRMD	PTOWB	SHMD	SPLITDR	SPLITDRWS	TCP
			✓	✓	✓	✓	✓		✓	✓		

End Panel Options

AUTH	CSFPE	EXBK	FFD	FL/FR	FPE	INTGE	IPE
✓	✓	✓	✓	✓	✓	✓	✓

Custom Modification Options

ADD_SHLF	ADDTK	CBO	CCO	CFNTO	CFP	CFRMO	CHGDRW	CLIP	CMAT	CND	CSDGBK	DRT	DRWSEC	DRWTK	EX	EX_OL	FBFL	FD
		✓		✓		✓				✓	✓			✓	✓	✓		

FDSRTBTM	FLUT[1]	FTK	ID	IH	INVFRM	IW	LIGHT	MIP	OBRB	PFINBTMB	RD	RECTK	RECTK_6	RECTKFRT6	RH	ROSFLUT	RT[2]
	✓	✓	✓	✓		✓		✓	✓			✓	✓	✓	✓	✓	✓

RW	SBCADDY	SBCADDYSM	SCPDRW	SRT	STW	TD[2]	TKP	TVR	UDBX	URT	VTK	WS	WTCD	WTKCUP	WTR
						✓	✓				✓				✓

[1] Not available with 6″ fluting.
[2] Only available on 30″ wide.

SINK BASE DOUBLE DOOR with CADDY, 34 1/2″ HIGH, 24″ DEEP

storage SOLUTIONS

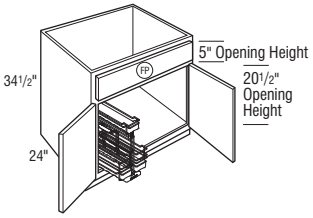

SB36CDY L or R	20.7	2918	2997	3057	3155	3239	3420	3601

- Touch-up kit (TUK) and Owner's Guide included.
- L or R designates caddy installed side.
- Caddy includes one removable basket with handle, one basket without handle, swivel basket and 8 dividers.
- Bottom mounted full extension, Smart Stop slides.
- Caddy dimensions are 11″ wide x 20″ high x 18 1/2″ deep.
- Caddy is removable and portable.
- Caddy also available for field installation. See page S•14.

Door & Drawer Options

AF	AOMBWB	CC	CG	GAMD	IFHG	MD	PRMD	PTOWB	SHMD	SPLITDR	SPLITDRWS	TCP
			✓		✓	✓	✓			✓	✓	

End Panel Options

AUTH	CSFPE	EXBK	FFD	FL/FR	FPE	INTGE	IPE
✓	✓	✓	✓		✓	✓	✓

Custom Modification Options

ADD_SHLF	ADDTK	CBO	CCO	CFNTO	CFP	CFRMO	CHGDRW	CLIP	CMAT	CND	CSDGBK	DRT	DRWSEC	DRWTK	EX	EX_OL	FBFL	FD
		✓		✓		✓		✓		✓	✓			✓	✓	✓		

FDSRTBTM	FLUT	FTK	ID	IH	INVFRM	IW	LIGHT	MIP	OBRB	PFINBTMB	RD	RECTK	RECTK_6	RECTKFRT6	RH	ROSFLUT	RT
	✓	✓	✓	✓		✓		✓	✓		✓	✓	✓	✓	✓	✓	

RW	SBCADDY	SBCADDYSM	SCPDRW	SRT	STW	TD	TKP	TVR	UDBX	URT	VTK	WS	WTCD	WTKCUP	WTR
						✓	✓	✓			✓	✓			✓

Sink Base Cabinets

SINK BASE with TILT-OUT TRAY, 34 1/2″ HIGH, 24″ DEEP

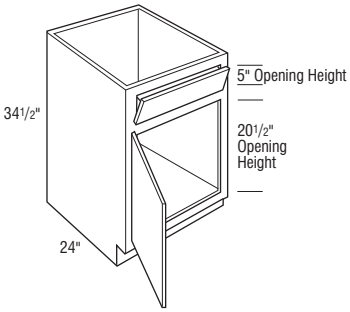

	Cubic Feet	1	2	3	4	5	6	7
SB18ST L or R	10.8	1162	1215	1261	1319	1387	1507	1627
SB21ST L or R	12.4	1196	1251	1291	1359	1421	1546	1671
SB24ST L or R	14.1	1223	1278	1322	1388	1470	1591	1712

- Touch-up kit (TUK) and Owner's Guide included.
- Increased Depths available in 1/4″ increments from 241/4″ to 30″.
- Reduced Depths available in 1/4″ increments from 6″ to 23 3/4″.
- One drawer front with one 1 11/16″ deep stainless steel Tilt-out Tray attached.

Door & Drawer Options

AF	AOMBWB	CC	CG	GAMD	IFHG	MD	PRMD	PTOWB	SHMD	SPLITDR	SPLITDRWS[1]	TCP
			✓	✓	✓	✓	✓		✓		✓	

End Panel Options

AUTH	CSFPE	EXBK	FFD	FL/FR	FPE	INTGE	IPE
✓	✓	✓	✓	✓	✓	✓	✓

Custom Modification Options

ADD_SHLF	ADDTK	CBO	CCO	CFNTO	CFP	CFRMO	CHGDRW	CLIP	CMAT	CND	CSDGBK	DRT	DRWSEC	DRWTK[1]	EX	EX_OL	FBFL	FD
		✓	✓	✓		✓		✓		✓	✓			✓	✓	✓		

FDSRTBTM	FLUT[2]	FTK	ID	IH	INVFRM	IW	LIGHT	MIP	OBRB	PFINBTMB	RD	RECTK	RECTK_6[3]	RECTKFRT6	RH	ROSFLUT	RT
	✓	✓	✓	✓				✓	✓		✓	✓	✓	✓	✓	✓	✓

RW	SBCADDY	SBCADDYSM	SCPDRW	SRT	STW	TD	TKP	TVR	UDBX	URT[1]	VTK	WS	WTCD	WTKCUP	WTR
	✓	✓				✓	✓	✓		✓	✓	✓			✓

[1] Only available on 24″ wide.
[2] 6″ fluting not available on 18″ or 21″ wide.
[3] 18″ wide can only be recessed in the front, back, and/or one side only.

IH/RH availability charts starting on page G•40.
IW/RW availability charts starting on page G•46.

SINK BASE with TILT-OUT TRAY, 34 1/2″ HIGH, 24″ DEEP

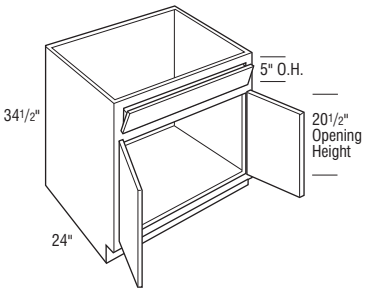

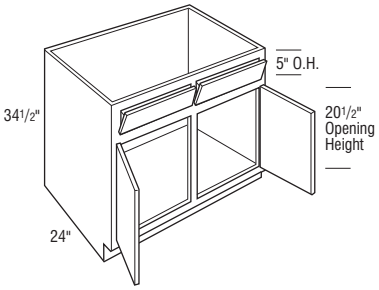

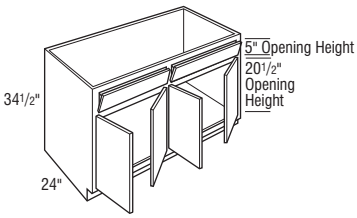

	Cubic Feet	1	2	3	4	5	6	7
SB24ST	14.1	1507	1577	1614	1700	1799	1957	2115
SB27ST	15.7	1586	1655	1716	1803	1894	2060	2226
SB30ST	17.4	1768	1849	1912	2009	2119	2305	2491
SB33ST	19.0	1808	1894	1955	2056	2166	2355	2544
SB36ST	20.7	1859	1946	2005	2109	2223	2423	2623
SB39ST	22.4	1887	1972	2044	2155	2271	2478	2685
• One drawer front with one 1 11/16″ deep stainless steel Tilt-out Tray attached.								
SB42ST	24.0	1917	2008	2078	2191	2323	2537	2751
SB45ST	25.7	2015	2109	2186	2304	2442	2665	2888
SB48CSST	27.3	2081	2183	2258	2383	2522	2755	2988
• Two drawer fronts with two 1 11/16″ deep stainless steel Tilt-out Trays attached.								
SB48ST	27.3	2226	2335	2415	2548	2698	2948	3198

- Two sets of butt doors.
- Two drawer fronts with two 1 11/16″ deep stainless steel Tilt-out Trays attached.

Notes below apply to all products in section above:

- Touch-up kit (TUK) and Owner's Guide included.
- Increased Depths available in 1/4″ increments from 24 1/4″ to 30″.
- Reduced Depths available in 1/4″ increments from 6″ to 23 3/4″.

Door & Drawer Options

AF	AOMBWB	CC	CG	GAMD	IFHG	MD	PRMD[1]	PTOWB	SHMD	SPLITDR[2]	SPLITDRWS[3]	TCP
			✓	✓	✓	✓	✓		✓	✓	✓	

End Panel Options

AUTH	CSFPE	EXBK	FFD	FL/FR	FPE	INTGE	IPE
✓	✓	✓	✓	✓	✓	✓	✓

Custom Modification Options

ADD_SHLF	ADDTK	CBO	CCO	CFNTO	CFP	CFRMO	CHGDRW	CLIP[4]	CMAT[5]	CND	CSDGBK	DRT	DRWSEC	DRWTK[6]	EX	EX_OL	FBFL	FD
		✓		✓		✓		✓	✓	✓	✓			✓	✓	✓		

FDSRTBTM	FLUT[7]	FTK	ID	IH	INVFRM	IW	LIGHT	MIP	OBRB	PFINBTMB	RD	RECTK	RECTK_6	RECTKFRT6	RH	ROSFLUT	RT
	✓	✓	✓	✓				✓	✓		✓	✓	✓	✓	✓	✓	✓

RW	SBCADDY	SBCADDYSM	SCPDRW	SRT	STW	TD	TKP	TVR	UDBX	URT[8]	VTK	WS[1]	WTCD	WTKCUP	WTR
	✓	✓				✓	✓	✓		✓	✓	✓			✓

[1] Not available on 24″ wide.
[2] Not available on 42″-48″ wide.
[3] Not available on 24″ or 48″ wide.
[4] Not available on 24″ wide.
[5] Only available on 30″-36″ wide.
[6] Only available on 24″, 30″ and 36″ wide.
[7] 6″ fluting not available on 24″ wide.
[8] Not available on 39″-48″ wide.

Sink Base Cabinets

SINK BASE with TILT-OUT TRAY and CADDY, 34 1/2″ HIGH, 24″ DEEP

storage SOLUTIONS

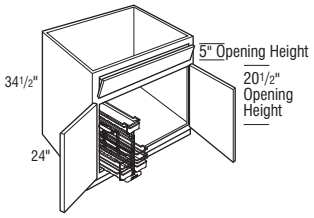

	Cubic Feet	1	2	3	4	5	6	7
SB36STCDY L or R	20.7	3066	3153	3213	3315	3429	3629	3829

- One drawer front with one 1 11/16″ deep stainless steel Tilt-out Tray attached.
- Touch-up kit (TUK) and Owner's Guide included.
- L or R designates caddy installed side.
- Caddy includes one removable basket with handle, one basket without handle, swivel basket and 8 dividers.
- Bottom mounted full extension, Smart Stop slides.
- Caddy dimensions are 11″ wide x 20″ high x 18 1/2″ deep.
- Caddy is removable and portable.
- Caddy also available for field installation. See page S•14.

Door & Drawer Options

AF	AOMBWB	CC	CG	GAMD	IFHG	MD	PRMD	PTOWB	SHMD	SPLITDR	SPLITDRWS	TCP
			✓		✓	✓	✓			✓	✓	

End Panel Options

AUTH	CSFPE	EXBK	FFD	FL/FR	FPE	INTGE	IPE
✓	✓	✓	✓		✓	✓	✓

Custom Modification Options

ADD_SHLF	ADDTK	CBO	CCO	CFNTO	CFP	CFRMO	CHGDRW	CLIP	CMAT	CND	CSDGBK	DRT	DRWSEC	DRWTK	EX	EX_OL	FBFL	FD
		✓		✓		✓		✓		✓	✓			✓	✓	✓		

FDSRTBTM	FLUT	FTK	ID	IH	INVFRM	IW	LIGHT	MIP	OBRB	PFINBTMB	RD	RECTK	RECTK_6	RECTKFRT6	RH	ROSFLUT	RT
	✓	✓	✓	✓				✓	✓		✓	✓	✓	✓	✓	✓	

RW	SBCADDY	SBCADDYSM	SCPDRW	SRT	STW	TD	TKP	TVR	UDBX	URT	VTK	WS	WTCD	WTKCUP	WTR
						✓	✓	✓		✓	✓	✓			✓

SINK BASE with TILT-OUT TRAYS and CABMAT™, 34/2″ HIGH, 24″ DEEP

storage SOLUTIONS

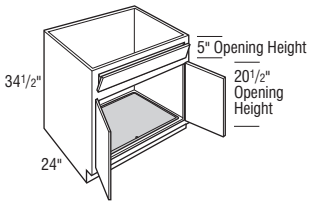

SB30STCM	53.6	2065	2146	2209	2306	2417	2602	2787
SB33STCM	63.8	2105	2191	2252	2353	2463	2652	2841
SB36STCM	70.4	2156	2243	2303	2406	2520	2720	2920

- Touch-up kit (TUK) and Owner's Guide included.
- CabMat™ is designed to capture spills and is removable for cleaning.
- One drawer front with one 1 11/16″ deep stainless steel Tilt-out Tray attached.

	Liquid Capacity		Cabinet Size	
	Gallons	Liters	Width	Depth
SB30STCM	2.0	7.6	30″	24″
SB33STCM	2.4	9.0	33″	24″
SB36STCM	2.7	10.2	36″	24″

Door & Drawer Options

AF	AOMBWB	CC	CG	GAMD	IFHG	MD	PRMD	PTOWB	SHMD	SPLITDR	SPLITDRWS	TCP
			✓	✓	✓	✓	✓		✓	✓		

End Panel Options

AUTH	CSFPE	EXBK	FFD	FL/FR	FPE	INTGE	IPE
✓	✓	✓	✓	✓	✓	✓	✓

Custom Modification Options

ADD_SHLF	ADDTK	CBO	CCO	CFNTO	CFP	CFRMO	CHGDRW	CLIP	CMAT	CND	CSDGBK	DRT	DRWSEC	DRWTK	EX	EX_OL	FBFL	FD
		✓		✓		✓				✓	✓			✓	✓	✓		

FDSRTBTM	FLUT[1]	FTK	ID	IH	INVFRM	IW	LIGHT	MIP	OBRB	PFINBTMB	RD	RECTK	RECTK_6	RECTKFRT6	RH	ROSFLUT	RT[2]
	✓	✓	✓	✓		✓		✓	✓			✓	✓	✓	✓	✓	✓

RW	SBCADDY	SBCADDYSM	SCPDRW	SRT	STW	TD[2]	TKP	TVR	UDBX	URT	VTK	WS	WTCD	WTKCUP	WTR
						✓	✓				✓				✓

[1] Not available with 6″ fluting.
[2] Only available on 30″ wide.

IH/RH availability charts starting on page G•40.
IW/RW availability charts starting on page G•46.

SINK BASE, 34 1/2″ HIGH, 27″ DEEP

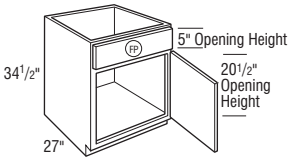

FP False Panel

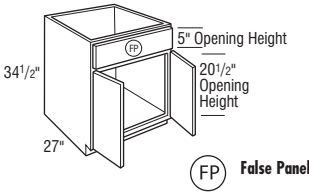

FP False Panel

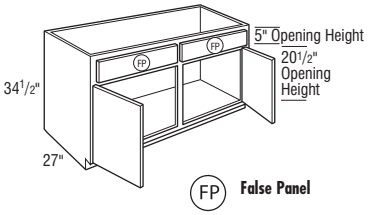

FP False Panel

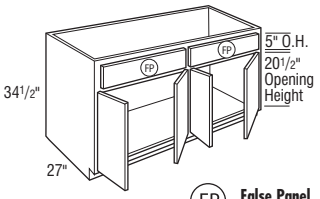

FP False Panel

	Cubic Feet	1	2	3	4	5	6	7
SB243427 L or R	15.1	1148	1197	1243	1302	1373	1492	1611
SB243427	15.1	1421	1487	1527	1606	1712	1854	1996
SB273427	16.9	1533	1604	1662	1753	1826	1990	2154
SB303427	18.7	1622	1696	1758	1848	1945	2118	2291
SB333427	20.5	1665	1745	1805	1901	2001	2175	2349
SB363427	22.3	1711	1790	1850	1948	2032	2212	2392
SB393427	24.1	1734	1821	1880	1981	2087	2273	2459
SB423427	25.9	1781	1861	1926	2029	2127	2317	2507
SB453427	27.7	1866	1955	2022	2128	2242	2437	2632
SB483427CS	29.5	1954	2044	2108	2223	2342	2547	2752
SB483427	29.5	2149	2248	2319	2446	2577	2803	3029

- Two sets of butt doors.

Notes below apply to all products in section above:

- Touch-up kit (TUK) and Owner's Guide included.
- Increased Depths available in 1/4″ increments from 27 1/4″ to 30″.
- Reduced Depths available in 1/4″ increments from 6″ to 26 3/4″.

Door & Drawer Options

AF	AOMBWB	CC	CG	GAMD	IFHG	MD	PRMD	PTOWB	SHMD	SPLITDR[1]	SPLITDRWS[2]	TCP
			✓		✓	✓	✓			✓	✓	

End Panel Options

AUTH	CSFPE	EXBK	FFD	FL/FR	FPE	INTGE	IPE
✓	✓	✓	✓		✓	✓	✓

Custom Modification Options

ADD_SHLF	ADDTK	CBO	CCO[3]	CFNTO	CFP	CFRMO	CHGDRW	CLIP	CMAT	CND	CSDGBK	DRT	DRWSEC	DRWTK[4]	EX	EX_OL	FBFL	FD
		✓	✓	✓		✓		✓		✓	✓			✓	✓	✓		

FDSRTBTM	FLUT[5]	FTK	ID	IH	INVFRM	IW[2]	LIGHT	MIP	OBRB	PFINBTMB	RD	RECTK	RECTK_6[6]	RECTKFRT6	RH	ROSFLUT[7]	RT
	✓	✓	✓	✓		✓		✓	✓		✓	✓	✓	✓	✓	✓	

RW	SBCADDY	SBCADDYSM	SCPDRW	SRT	STW	TD	TKP	TVR	UDBX	URT	VTK	WS[8]	WTCD	WTKCUP	WTR
	✓	✓				✓	✓	✓			✓	✓			✓

[1] Not available on 42″-48″ wide.
[2] Not available on 48″ wide.
[3] Not available on 24″ (1 door) wide.
[4] Not available on 24″ (1 door) or 39″-48″ wide.
[5] 6″ fluting and FLUT3B not available on 24″ wide.
[6] Not available on SB483427.
[7] ROSFLUT3B not available on 24″ wide.
[8] Not available on 24″ wide.

Sink Base Cabinets

SINK BASE with TILT-OUT TRAY, 34 1/2″ HIGH, 27″ DEEP

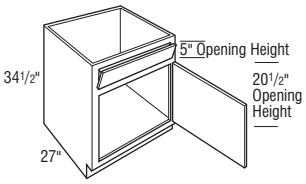

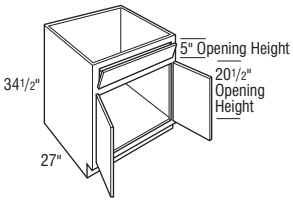

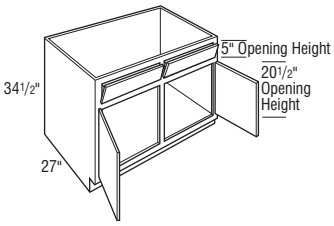

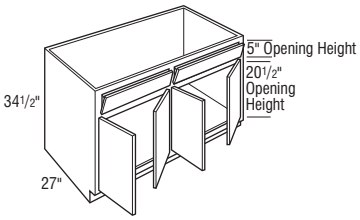

	Cubic Feet	1	2	3	4	5	6	7
SB243427ST L or R	15.1	1223	1278	1322	1389	1469	1591	1713
• One drawer front with one 1 11/16″ deep stainless steel Tilt-out Tray attached.								
SB243427ST	15.1	1507	1577	1613	1700	1799	1957	2115
SB273427ST	16.9	1586	1655	1716	1802	1894	2060	2226
SB303427ST	18.7	1768	1849	1912	2008	2119	2305	2491
SB333427ST	20.5	1807	1894	1954	2056	2165	2354	2543
SB363427ST	22.3	1859	1945	2005	2108	2222	2422	2622
SB393427ST	24.1	1886	1971	2044	2154	2271	2477	2683
• One drawer front with one 1 11/16″ deep stainless steel Tilt-out Tray attached.								
SB423427ST	25.9	1917	2007	2078	2191	2323	2537	2751
SB453427ST	27.7	2015	2108	2186	2303	2442	2665	2888
SB483427CSST	29.5	2080	2182	2258	2382	2522	2754	2986
• Two drawer fronts with two 1 11/16″ deep stainless steel Tilt-out Trays attached.								
SB483427ST	29.5	2288	2400	2483	2620	2774	3030	3286

- Two sets of butt doors.
- Two drawer fronts with two 1 11/16″ deep stainless steel Tilt-out Trays attached.

Notes below apply to all products in section above:

- Touch-up kit (TUK) and Owner's Guide included.
- Increased Depths available in 1/4″ increments from 27 1/4″ to 30″.
- Reduced Depths available in 1/4″ increments from 6″ to 26 3/4″.

Door & Drawer Options

AF	AOMBWB	CC	CG	GAMD	IFHG	MD	PRMD	PTOWB	SHMD	SPLITDR[1]	SPLITDRWS[2]	TCP
			✓		✓	✓	✓			✓	✓	

End Panel Options

AUTH	CSFPE	EXBK	FFD	FL/FR	FPE	INTGE	IPE
✓	✓	✓	✓		✓	✓	✓

Custom Modification Options

ADD_SHLF	ADDTK	CBO	CCO[3]	CFNTO	CFP	CFRMO	CHGDRW	CLIP[4]	CMAT	CND	CSDGBK	DRT	DRWSEC	DRWTK[5]	EX	EX_OL	FBFL	FD
		✓	✓	✓		✓		✓		✓	✓			✓	✓	✓		

FDSRTBTM	FLUT[6]	FTK	ID	IH	INVFRM	IW	LIGHT	MIP	OBRB	PFINBTMB	RD	RECTK	RECTK_6[7]	RECTKFRT6	RH	ROSFLUT	RT
	✓	✓	✓	✓				✓	✓		✓	✓	✓	✓	✓	✓	

RW	SBCADDY	SBCADDYSM	SCPDRW	SRT	STW	TD	TKP	TVR	UDBX	URT	VTK	WS[4]	WTCD	WTKCUP	WTR
	✓	✓				✓	✓	✓			✓	✓			✓

[1] Not available on 24″ (1 door) or 42″-48″ wide.
[2] Not available on 24″ (2 doors) or 48″ wide.
[3] Only available on 24″ (1 door) wide.
[4] Not available on 24″ (2 doors) wide.
[5] Not available on 39″-48″ wide.
[6] 6" fluting not available with 30″-39″ wide.
[7] Only available on 30″-48″ wide.

IH/RH availability charts starting on page G•40.
IW/RW availability charts starting on page G•46.

SINK BASE SUPERCABINET™, 34 1/2″ HIGH, 24″ DEEP

storage SOLUTIONS

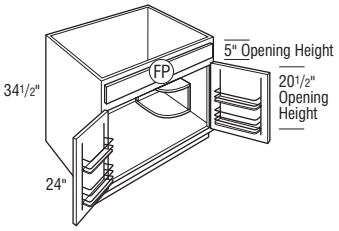

FP False Panel

	Cubic Feet	1	2	3	4	5	6	7
SB30S	17.4	2419	2490	2552	2647	2741	2914	3087
SB33S	19.0	2465	2539	2604	2695	2796	2967	3138
SB36S	20.7	2505	2586	2649	2745	2826	3009	3192

- Quarter Round Reversible Shelf for left or right applications included except when selected with the CabMat™ modification.
- Basket size on 30″ and 33″ door is 11 1/2″ W x 20 1/2″ H x 3 1/2″ D.
- Basket size on 36″ door is 14 1/2″ W x 20 1/2″ H x 3 1/2″ D.
- Touch-up kit (TUK) and Owner's Guide included.
- Door includes a two-tiered non-adjustable chrome rack with wood bottoms.
- Increased Depths available in 1/4″ increments from 24 1/4″ to 30″.
- Not available on Inset and Beaded Inset styles.

Door & Drawer Options

AF	AOMBWB	CC	CG	GAMD	IFHG	MD	PRMD	PTOWB	SHMD	SPLITDR	SPLITDRWS	TCP
											✓	

End Panel Options

AUTH	CSFPE	EXBK	FFD	FL/FR	FPE	INTGE	IPE
✓	✓	✓	✓	✓	✓	✓	

Custom Modification Options

ADD_SHLF	ADDTK	CBO	CCO	CFNTO	CFP	CFRMO	CHGDRW	CLIP[1]	CMAT	CND	CSDGBK	DRT	DRWSEC	DRWTK[2]	EX	EX_OL	FBFL	FD
		✓						✓	✓	✓	✓			✓	✓	✓		

FDSRTBTM	FLUT[3]	FTK	ID	IH[2]	INVFRM	IW	LIGHT	MIP	OBRB	PFINBTMB	RD	RECTK	RECTK_6	RECTKFRT6	RH[4]	ROSFLUT	RT
	✓	✓	✓	✓				✓	✓		✓	✓	✓	✓	✓	✓	

RW	SBCADDY	SBCADDYSM	SCPDRW	SRT	STW	TD	TKP	TVR	UDBX	URT	VTK	WS[5]	WTCD	WTKCUP	WTR
							✓	✓			✓	✓			✓

[1] Not available on 30″ wide.
[2] Not available on 33″ wide.
[3] 6″ fluting not available on 30″ wide.
[4] Only available on 30″ wide.
[5] Not available on 30″ wide. Not available on wide stile 1.5″ except wide stile both 1.5″.

SINK BASE SUPERCABINET™ with CADDY, 34 1/2″ HIGH, 24″ DEEP

storage SOLUTIONS

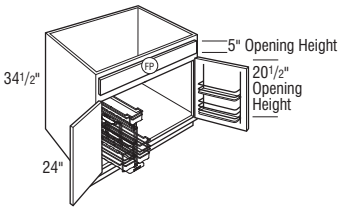

SB36SCDY L or R	20.7	3712	3793	3856	3952	4034	4216	4398

- Touch-up kit (TUK) and Owner's Guide included.
- L or R designates caddy installed side.
- Caddy includes one removable basket with handle, one basket without handle, swivel basket and 8 dividers.
- Bottom mounted full extension, Smart Stop slides.
- Caddy dimensions are 11″ wide x 20″ high x 18 1/2″ deep.
- Caddy is removable and portable.
- Caddy also available for field installation. See page S•14.
- Door without caddy features a two-tiered non-adjustable chrome rack with wood bottoms.
- Basket size on door is 14 1/2″ W x 20 1/2″ H x 3 1/2″ D.
- Not available on Inset and Beaded Inset styles.

Door & Drawer Options

AF	AOMBWB	CC	CG	GAMD	IFHG	MD	PRMD	PTOWB	SHMD	SPLITDR	SPLITDRWS	TCP
											✓	

End Panel Options

AUTH	CSFPE	EXBK	FFD	FL/FR	FPE	INTGE	IPE
✓	✓	✓	✓		✓	✓	

Custom Modification Options

ADD_SHLF	ADDTK	CBO	CCO	CFNTO	CFP	CFRMO	CHGDRW	CLIP	CMAT	CND	CSDGBK	DRT	DRWSEC	DRWTK	EX	EX_OL	FBFL	FD
		✓						✓		✓	✓			✓	✓	✓		

FDSRTBTM	FLUT	FTK	ID	IH	INVFRM	IW	LIGHT	MIP	OBRB	PFINBTMB	RD	RECTK	RECTK_6	RECTKFRT6	RH	ROSFLUT	RT
	✓	✓	✓	✓				✓	✓		✓	✓	✓	✓		✓	

RW	SBCADDY	SBCADDYSM	SCPDRW	SRT	STW	TD	TKP	TVR	UDBX	URT	VTK	WS	WTCD	WTKCUP	WTR
							✓	✓			✓	✓			✓

Sink Base SuperCabinets™

SINK BASE SUPERCABINET™ with CABMAT™, 34 1/2″ HIGH, 24″ DEEP

storage SOLUTIONS

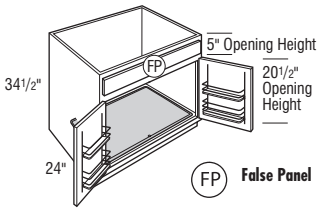

	Cubic Feet	1	2	3	4	5	6	7
SB30SCM	53.6	2716	2788	2849	2944	3039	3211	3383
SB33SCM	63.8	2762	2836	2902	2992	3093	3264	3435
SB36SCM	70.4	2802	2883	2946	3042	3123	3307	3491

- Both doors will have a chrome and wood two-tiered rack.
- Basket size on 30″ and 33″ door is 11 1/2″ W x 20 1/2″ H x 3 1/2″ D.
- Basket size on 36″ door is 14 1/2″ W x 20 1/2″ H x 3 1/2″ D.
- CabMat™ is designed to capture spills and is removable for cleaning.
- Touch-up kit (TUK) and Owner's Guide included.
- Not available on Inset and Beaded Inset styles.

	Liquid Capacity		Cabinet Size	
	Gallons	Liters	Width	Depth
SB30SCM	2.0	7.6	30″	24″
SB33SCM	2.4	9.0	33″	24″
SB36SCM	2.7	10.2	36″	24″

Door & Drawer Options

AF	AOMBWB	CC	CG	GAMD	IFHG	MD	PRMD	PTOWB	SHMD	SPLITDR	SPLITDRWS	TCP
											✓	

End Panel Options

AUTH	CSFPE	EXBK	FFD	FL/FR	FPE	INTGE	IPE
✓	✓	✓	✓	✓	✓	✓	

Custom Modification Options

ADD_SHLF	ADDTK	CBO	CCO	CFNTO	CFP	CFRMO	CHGDRW	CLIP	CMAT	CND	CSDGBK	DRT	DRWSEC	DRWTK	EX	EX_OL	FBFL	FD
		✓								✓	✓			✓	✓	✓		

FDSRTBTM	FLUT[1]	FTK	ID	IH	INVFRM	IW	LIGHT	MIP	OBRB	PFINBTMB	RD	RECTK	RECTK_6	RECTKFRT6	RH[2]	ROSFLUT	RT
	✓	✓	✓	✓				✓	✓			✓	✓	✓	✓	✓	

RW	SBCADDY	SBCADDYSM	SCPDRW	SRT	STW	TD	TKP	TVR	UDBX	URT	VTK	WS	WTCD	WTKCUP	WTR
							✓				✓				✓

[1] Not available with 6″ fluting.
[2] Only available on 30″ wide.

SINK BASE SUPERCABINET™ with TILT-OUT TRAY, 34 1/2″ HIGH, 24″ DEEP

storage SOLUTIONS

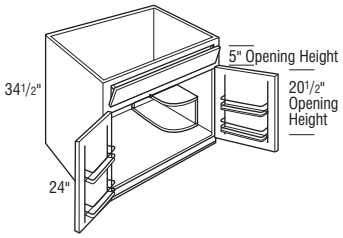

SB30STS	17.4	2562	2648	2708	2805	2915	3102	3289
SB33STS	19.0	2606	2688	2750	2854	2961	3151	3341
SB36STS	20.7	2657	2741	2801	2905	3018	3216	3414

- Quarter Round Reversible Shelf for left or right applications included except when selected with the CabMat™ modification.
- Basket size on 36″ door is 14 1/2″ W x 20 1/2″ H x 3 1/2″ D.
- Basket size on 30″ and 33″ door is 11 1/2″ W x 20 1/2″ H x 3 1/2″ D.
- Touch-up kit (TUK) and Owner's Guide included.
- Door includes a two-tiered non-adjustable chrome rack with wood bottoms.
- Increased Depths available in 1/4″ increments from 24 1/4″ to 30″.
- Not available on Inset and Beaded Inset styles.
- One drawer front with one 1 11/16″ deep stainless steel Tilt-out Tray attached.

Door & Drawer Options

AF	AOMBWB	CC	CG	GAMD	IFHG	MD	PRMD	PTOWB	SHMD	SPLITDR	SPLITDRWS	TCP

End Panel Options

AUTH	CSFPE	EXBK	FFD	FL/FR	FPE	INTGE	IPE
✓	✓	✓	✓	✓	✓	✓	

Custom Modification Options

ADD_SHLF	ADDTK	CBO	CCO	CFNTO	CFP	CFRMO	CHGDRW	CLIP[1]	CMAT	CND	CSDGBK	DRT	DRWSEC	DRWTK[2]	EX	EX_OL	FBFL	FD
		✓						✓	✓	✓	✓			✓	✓	✓		

FDSRTBTM	FLUT[3]	FTK	ID	IH[2]	INVFRM	IW	LIGHT	MIP	OBRB	PFINBTMB	RD	RECTK	RECTK_6	RECTKFRT6	RH[4]	ROSFLUT	RW
	✓	✓	✓	✓				✓	✓		✓	✓	✓	✓	✓	✓	

RW	SBCADDY	SBCADDYSM	SCPDRW	SRT	STW	TD	TKP	TVR	UDBX	URT	VTK	WS[6]	WTCD	WTKCUP	WTR
							✓	✓			✓	✓			✓

[1] Not available on 30″ wide.
[2] Not available on 33″ wide.
[3] 6″ fluting not available on 30″ or 33″ wide.
[4] Only available on 30″ wide.
[5] Not available on 30″ wide. Not available on wide stile 1.5″ except wide stile both 1.5″.

IH/RH availability charts starting on page G•40.
IW/RW availability charts starting on page G•46.

SINK BASE SUPERCABINET™ with TILT-OUT TRAY and CADDY, 34 1/2″ HIGH, 24″ DEEP

storage SOLUTIONS

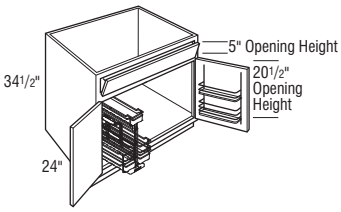

	Cubic Feet	1	2	3	4	5	6	7
SB36STSCDY L or R	20.7	3863	3948	4008	4112	4225	4422	4619

- Touch-up kit (TUK) and Owner's Guide included.
- One drawer front with one 1 11/16″ deep stainless steel Tilt-out Tray attached.
- L or R designates caddy installed side.
- Caddy includes one removable basket with handle, one basket without handle, swivel basket and 8 dividers.
- Bottom mounted full extension, Smart Stop slides.
- Caddy dimensions are 11″ wide x 20″ high x 18 1/2″ deep.
- Caddy is removable and portable.
- Caddy also available for field installation. See page S•14.
- Door without caddy features a two-tiered non-adjustable chrome rack with wood bottoms.
- Basket size on door is 14 1/2″ W x 20 1/2″ H x 3 1/2″ D.
- Not available on Inset and Beaded Inset styles.

Door & Drawer Options

AF	AOMBWB	CC	CG	GAMD	IFHG	MD	PRMD	PTOWB	SHMD	SPLITDR	SPLITDRWS	TCP

End Panel Options

AUTH	CSFPE	EXBK	FFD	FL/FR	FPE	INTGE	IPE
✓	✓	✓	✓		✓	✓	

Custom Modification Options

ADD_SHLF	ADDTK	CBO	CCO	CFNTO	CFP	CFRMO	CHGDRW	CLIP	CMAT	CND	CSDGBK	DRT	DRWSEC	DRWTK	EX	EX_OL	FBFL	FD
		✓						✓		✓	✓			✓	✓	✓		

FDSRTBTM	FLUT[1]	FTK	ID	IH	INVFRM	IW	LIGHT	MIP	OBRB	PFINBTMB	RD	RECTK	RECTK_6	RECTKFRT6	RH	ROSFLUT	RT
	✓	✓	✓	✓				✓	✓		✓	✓	✓	✓		✓	

RW	SBCADDY	SBCADDYSM	SCPDRW	SRT	STW	TD	TKP	TVR	UDBX	URT	VTK	WS	WTCD	WTKCUP	WTR
							✓	✓			✓	✓			✓

[1] 6″ fluting not available.

SINK BASE SUPERCABINET™ with TILT-OUT TRAYS and CABMAT™, 34/2″ HIGH, 24″ DEEP

storage SOLUTIONS

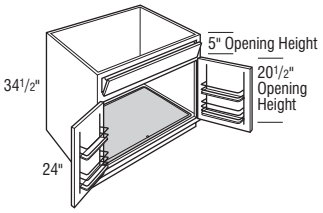

SB30STSCM	53.6	2859	2945	3005	3102	3212	3399	3586
SB33STSCM	63.8	2903	2985	3047	3151	3258	3448	3638
SB36STSCM	70.4	2954	3039	3098	3202	3315	3513	3711

- Both doors will have a chrome and wood two-tiered rack.
- Basket size on 30″ and 33″ door is 11 1/2″ W x 20 1/2″ H x 3 1/2″ D.
- Basket size on 36″ door is 14 1/2″ W x 20 1/2″ H x 3 1/2″ D.
- CabMat™ is designed to capture spills and is removable for cleaning.
- Touch-up kit (TUK) and Owner's Guide included.
- One drawer front with one 1 11/16″ deep stainless steel Tilt-out Tray attached.
- Not available on Inset and Beaded Inset styles.

	Liquid Capacity		Cabinet Size	
	Gallons	Liters	Width	Depth
SB30STSCM	2.0	7.6	30″	24″
SB33STSCM	2.4	9.0	33″	24″
SB36STSCM	2.7	10.2	36″	24″

Door & Drawer Options

AF	AOMBWB	CC	CG	GAMD	IFHG	MD	PRMD	PTOWB	SHMD	SPLITDR	SPLITDRWS	TCP

End Panel Options

AUTH	CSFPE	EXBK	FFD	FL/FR	FPE	INTGE	IPE
✓	✓	✓	✓	✓	✓	✓	

Custom Modification Options

ADD_SHLF	ADDTK	CBO	CCO	CFNTO	CFP	CFRMO	CHGDRW	CLIP	CMAT	CND	CSDGBK	DRT	DRWSEC	DRWTK	EX	EX_OL	FBFL	FD
		✓								✓	✓			✓	✓	✓		

FDSRTBTM	FLUT[1]	FTK	ID	IH	INVFRM	IW	LIGHT	MIP	OBRB	PFINBTMB	RD	RECTK	RECTK_6	RECTKFRT6	RH	ROSFLUT	RT
	✓	✓	✓	✓				✓	✓			✓	✓	✓		✓	

RW	SBCADDY	SBCADDYSM	SCPDRW	SRT	STW	TD	TKP	TVR	UDBX	URT	VTK	WS	WTCD	WTKCUP	WTR
							✓				✓				✓

[1] Not available with 6″ fluting.

Country Sink Base Cabinets

COUNTRY SINK BASE CABINET, 34 1/2″ HIGH, 24″ DEEP

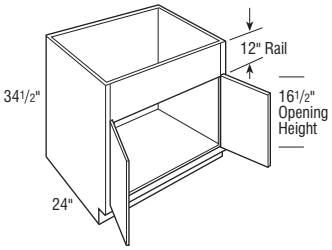

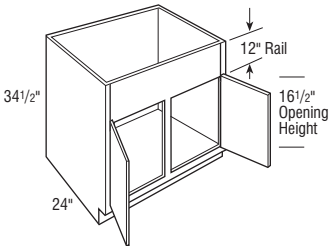

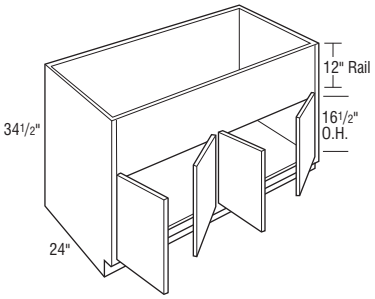

	Cubic Feet	1	2	3	4	5	6	7
CNTYSB30	17.4	2020	2088	2151	2238	2345	2516	2687
CNTYSB33	19.0	2077	2145	2207	2298	2403	2579	2755
CNTYSB36	20.7	2134	2206	2270	2364	2464	2642	2820
CNTYSB39	22.4	2220	2293	2355	2457	2561	2748	2935
CNTYSB42	24.0	2239	2307	2378	2480	2581	2768	2955
CNTYSB45	25.7	2429	2509	2580	2687	2801	3003	3205
CNTYSB48CS	27.3	2450	2534	2608	2716	2828	3036	3244
CNTYSB48	27.3	2695	2787	2869	2988	3110	3339	3568

- Two sets of butt doors.

Notes below apply to all products in section above:

- Top rail can be trimmed up to 10 1/2″.
- Touch-up kit (TUK) and Owner's Guide Included.
- Increased Depths available in 1/4″ increments from 24 1/4″ to 30″.
- Reduced Depths available in 1/4″ increments from 6″ to 23 3/4″.

Door & Drawer Options

AF	AOMBWB	CC	CG	GAMD	IFHG	MD	PRMD	PTOWB	SHMD	SPLITDR[1]	SPLITDRWS	TCP
			✓	✓	✓	✓	✓		✓	✓		

End Panel Options

AUTH	CSFPE	EXBK	FFD	FL/FR	FPE	INTGE	IPE
✓	✓	✓		✓	✓	✓	✓

Custom Modification Options

ADD_SHLF	ADDTK	CBO	CCO	CFNTO	CFP	CFRMO	CHGDRW	CLIP	CMAT[2]	CND	CSDGBK	DRT	DRWSEC	DRWTK[3]	EX	EX_OL	FBFL	FD
		✓		✓		✓		✓	✓	✓	✓			✓	✓	✓		

FDSRTBTM	FLUT	FTK	ID	IH	INVFRM	IW[4]	LIGHT	MIP	OBRB	PFINBTMB	RD	RECTK	RECTK_6	RECTKFRT6	RH	ROSFLUT	RT[5]
	✓	✓	✓	✓		✓		✓	✓		✓	✓	✓	✓	✓	✓	✓

RW	SBCADDY	SBCADDYSM	SCPDRW	SRT	STW	TD	TKP	TVR	UDBX	URT[2]	VTK	WS	WTCD	WTKCUP	WTR
	✓	✓				✓	✓			✓	✓	✓			

[1] Not available on 42″-48″ wide.
[2] Not available on 39″-48″ wide.
[3] Only available on 30″ and 36″ wide.
[4] Not available on 48″ wide.
[5] Not available on 45″ wide.

IH/RH availability charts starting on page G•40.
IW/RW availability charts starting on page G•46.

COUNTRY SINK BASE with CABMAT™, 34 1/2″ HIGH, 24″ DEEP

storage SOLUTIONS

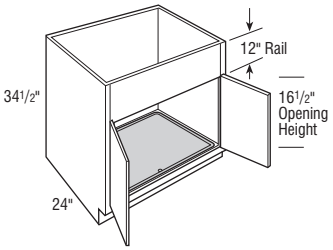

	Cubic Feet	1	2	3	4	5	6	7
CNTYSB30CM	53.6	2317	2385	2448	2535	2642	2813	2984
CNTYSB33CM	63.8	2374	2442	2504	2595	2700	2876	3052
CNTYSB36CM	70.4	2431	2503	2567	2661	2761	2939	3117

- 12″ top rail can be trimmed up to 10 1/2″.
- Touch-up kit (TUK) and Owner's Guide included.
- CabMat™ is designed to capture spills and is removable for cleaning.

	Liquid Capacity		Cabinet Size	
	Gallons	Liters	Width	Depth
CNTYSB30CM	2.0	7.6	30″	24″
CNTYSB33CM	2.4	9.0	33″	24″
CNTYSB36CM	2.7	10.2	36″	24″

Door & Drawer Options

AF	AOMBWB	CC	CG	GAMD	IFHG	MD	PRMD	PTOWB	SHMD	SPLITDR	SPLITDRWS	TCP
			✓	✓	✓	✓	✓		✓	✓		

End Panel Options

AUTH	CSFPE	EXBK	FFD	FL/FR	FPE	INTGE	IPE
✓	✓	✓		✓	✓	✓	✓

Custom Modification Options

ADD_SHLF	ADDTK	CBO	CCO	CFNTO	CFP	CFRMO	CHGDRW	CLIP	CMAT	CND	CSDGBK	DRT	DRWSEC	DRWTK	EX	EX_OL	FBFL	FD
		✓	✓	✓		✓				✓	✓			✓	✓	✓		

FDSRTBTM	FLUT[1]	FTK	ID	IH	INVFRM	IW	LIGHT	MIP	OBRB	PFINBTMB	RD	RECTK	RECTK_6	RECTKFRT6	RH	ROSFLUT	RT
	✓	✓	✓	✓		✓		✓	✓			✓	✓	✓	✓	✓	

RW	SBCADDY	SBCADDYSM	SCPDRW	SRT	STW	TD	TKP	TVR	UDBX	URT	VTK	WS	WTCD	WTKCUP	WTR
							✓				✓	✓			

[1] Not available with 6″ fluting.

Sink Base Cabinets with Drawer Below

SINK BASE with DRAWER BELOW, 34 1/2″ HIGH, 24″ DEEP

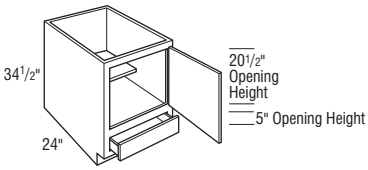

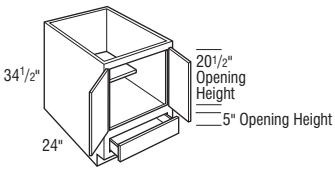

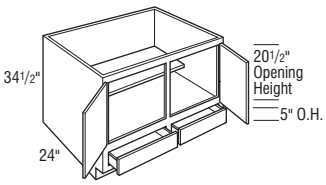

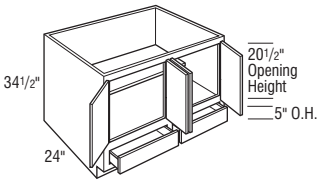

	Cubic Feet	1	2	3	4	5	6	7
SB24D L or R	14.1	1197	1254	1296	1369	1436	1563	1690
SB24D	14.1	1484	1555	1600	1687	1792	1959	2126
SB27D	15.7	1644	1727	1789	1886	1986	2174	2362
SB30D	17.4	1700	1784	1843	1948	2044	2239	2434
SB33D	19.0	1745	1831	1898	2003	2103	2297	2491
SB36D	20.7	1792	1880	1948	2056	2163	2363	2563
SB39D	22.4	1827	1918	1985	2097	2203	2404	2605
SB42D	24.0	1879	1969	2040	2155	2272	2477	2682
SB45D	25.7	1981	2078	2155	2275	2395	2617	2839
SB48DCS	27.3	2067	2165	2243	2371	2493	2725	2957
SB48D	27.3	2273	2382	2468	2609	2743	2998	3253

- Two sets of butt doors.

Notes below apply to all products in section above:

- Touch-up kit (TUK) and Owner's Guide included.
- Face frame opening height is 21″.
- Face frame opening height for drawer is 4 1/2″.
- One adjustable 15″ deep shelf.
- Drawer is below full cabinet floor.
- Verify that sink, garbage disposal, and plumbing fit opening.
- Plumbing going through floor will interfere with drawer operation, 2 1/8″ clearance from back of drawer to interior back of cabinet.

Door & Drawer Options

AF	AOMBWB	CC	CG	GAMD	IFHG	MD	PRMD	PTOWB	SHMD	SPLITDR[1]	SPLITDRWS[2]	TCP
			✓			✓	✓			✓	✓	

End Panel Options

AUTH	CSFPE	EXBK	FFD	FL/FR	FPE	INTGE	IPE
✓	✓	✓	✓		✓	✓	

Custom Modification Options

ADD_SHLF	ADDTK	CBO	CCO	CFNTO	CFP	CFRMO	CHGDRW	CLIP[3]	CMAT[4]	CND	CSDGBK	DRT	DRWSEC[5]	DRWTK[6]	EX	EX_OL	FBFL	FD
		✓	✓	✓	✓	✓		✓	✓	✓	✓		✓	✓	✓	✓		✓

FDSRTBTM	FLUT[7]	FTK	ID	IH	INVFRM	IW[8]	LIGHT	MIP	OBRB	PFINBTMB	RD	RECTK	RECTK_6	RECTKFRT6	RH	ROSFLUT	RT
✓	✓	✓		✓		✓		✓	✓		✓	✓	✓	✓	✓	✓	✓

RW	SBCADDY	SBCADDYSM	SCPDRW	SRT	STW	TD	TKP	TVR[9]	UDBX[2]	URT	VTK	WS[3]	WTCD[10]	WTKCUP[11]	WTR
	✓	✓	✓			✓	✓	✓	✓		✓	✓	✓	✓	✓

[1] Not available on 24″ (1 door) or 42″-48″ wide.
[2] Not available on 42″-48″ wide.
[3] Not available on 24″ (2 doors) wide.
[4] Only available on 30″-36″ wide.
[5] Only available on 24″, 42″ and 48″ wide.
[6] Not available on 39″-48″ wide.
[7] 6" fluting not available on 24″ (2 doors) wide.
[8] Not available on 24″ or 48″ wide.
[9] Not available on 24″ (2 doors) or 27″ wide. TVRAV and style B-L not available on 42″ or 45″ wide.
[10] Only available on 30″ and 36″ wide.
[11] Only available on 24″ (1 door) and 36″ wide.

IH/RH availability charts starting on page G•40.
IW/RW availability charts starting on page G•46.

BASE DISHWASHER CABINET, 40 1/2″ or 46 1/2″ HIGH, 24″ DEEP

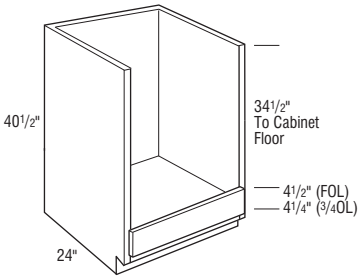

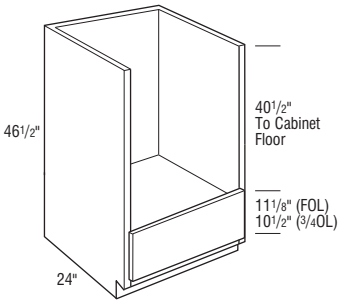

	Cubic Feet	1	2	3	4	5	6	7
BDW2740	18.4	1337	1402	1439	1500	1712	1862	2012
BDW2748	21.0	1380	1445	1484	1545	1763	1919	2075

Notes below apply to all products in section above:

- Drawer front is a false front.
- Increased Depths available in 1/4″ increments from 24 1/4″ to 30″.
- Reduced Depths available in 1/4″ increments from 6″ to 23 3/4″.

Door & Drawer Options

AF	AOMBWB	CC	CG	GAMD	IFHG	MD	PRMD	PTOWB	SHMD	SPLITDR	SPLITDRWS	TCP

End Panel Options

AUTH	CSFPE	EXBK	FFD	FL/FR	FPE	INTGE	IPE
✓	✓			✓	✓	✓	✓

Custom Modification Options

ADD_SHLF	ADDTK	CBO	CCO	CFNTO	CFP	CFRMO	CHGDRW	CLIP	CMAT	CND	CSDGBK	DRT	DRWSEC	DRWTK	EX	EX_OL	FBFL	FD
								✓			✓				✓	✓		

FDSRTBTM	FLUT	FTK	ID	IH	INVFRM	IW	LIGHT	MIP	OBRB	PFINBTMB	RD	RECTK	RECTK_6	RECTKFRT6	RH	ROSFLUT	RW
			✓					✓			✓						

RW	SBCADDY	SBCADDYSM	SCPDRW	SRT	STW	TD	TKP	TVR	UDBX	URT	VTK	WS	WTCD	WTKCUP	WTR
												✓			

SINK FRONT, 34 1/2″ HIGH

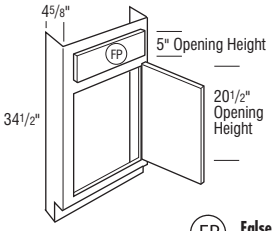

FP **False Panel**

	Cubic Feet	1	2	3	4	5	6	7
SF18 L or R	2.9	831	866	898	949	995	1092	1189

- Floor included.

Door & Drawer Options

AF	AOMBWB	CC	CG	GAMD	IFHG	MD	PRMD	PTOWB	SHMD	SPLITDR	SPLITDRWS	TCP
			✓	✓	✓	✓	✓		✓			

End Panel Options

AUTH	CSFPE	EXBK	FFD	FL/FR	FPE	INTGE	IPE

Custom Modification Options

ADD_SHLF	ADDTK	CBO	CCO	CFNTO	CFP	CFRMO	CHGDRW	CLIP	CMAT	CND	CSDGBK	DRT	DRWSEC	DRWTK	EX	EX_OL	FBFL	FD
															✓	✓		

FDSRTBTM	FLUT[1]	FTK	ID	IH	INVFRM	IW	LIGHT	MIP	OBRB	PFINBTMB	RD	RECTK	RECTK_6	RECTKFRT6	RH	ROSFLUT	RT
	✓	✓		✓				✓	✓						✓	✓	

RW	SBCADDY	SBCADDYSM	SCPDRW	SRT	STW	TD	TKP	TVR	UDBX	URT	VTK	WS	WTCD	WTKCUP	WTR
								✓			✓	✓			✓

[1] Not available with 6″ fluting.

Sink Fronts

SINK FRONT, 34 1/2″ HIGH

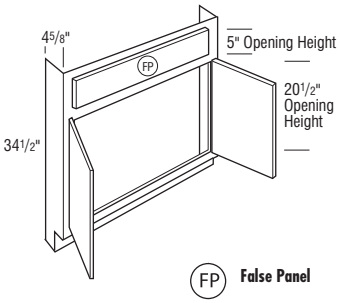

	Cubic Feet	1	2	3	4	5	6	7
SF24	3.8	1130	1186	1229	1272	1365	1476	1587
SF30	4.7	1225	1284	1329	1402	1490	1627	1764
SF36	5.6	1269	1329	1377	1447	1535	1678	1821

- Floor included.

Door & Drawer Options

AF	AOMBWB	CC	CG	GAMD	IFHG	MD	PRMD[1]	PTOWB	SHMD	SPLITDR[1]	SPLITDRWS[1]	TCP
			✓	✓	✓	✓	✓		✓	✓	✓	

End Panel Options

AUTH	CSFPE	EXBK	FFD	FL/FR	FPE	INTGE	IPE

Custom Modification Options

ADD_SHLF	ADDTK	CBO	CCO	CFNTO	CFP	CFRMO	CHGDRW	CLIP	CMAT	CND	CSDGBK	DRT	DRWSEC	DRWTK	EX	EX_OL	FBFL	FD
															✓	✓		

FDSRTBTM	FLUT[2]	FTK	ID	IH	INVFRM	IW	LIGHT	MIP	OBRB	PFINBTMB	RD	RECTK	RECTK_6	RECTKFRT6	RH	ROSFLUT	RT
	✓	✓		✓				✓	✓						✓	✓	

RW	SBCADDY	SBCADDYSM	SCPDRW	SRT	STW	TD	TKP	TVR	UDBX	URT	VTK	WS	WTCD	WTKCUP	WTR
								✓			✓	✓			✓

[1] Not available on 24″ wide.
[2] Not available with 6″ fluting.

SINK FRONT BOTTOM, 23 1/16″ DEEP, 48″ WIDE

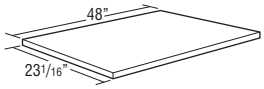

SFB48	0.3	59	59	59	59	59	59	59	59

- 1/2″ thick.
- Trimmable.
- Sink Front Bottoms are designed for use with Sink Bases ordered with CFNTO modification.

Modifications Are Not Available

ANGLED CORNER SINK FRONT BOTTOM, 36″, 39″, or 42″ DEEP

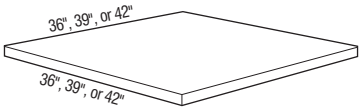

ACSFB36	0.4	131	131	131	131	131	131	131	131
ACSFB39	0.4	147	147	147	147	147	147	147	147
ACSFB42	0.5	157	157	157	157	157	157	157	157

- 1/2″ thick.
- Angled Corner Sink Front Bottoms are designed for use with Angled Corner Sink Fronts.

Modifications Are Not Available

IH/RH availability charts starting on page G•40.
IW/RW availability charts starting on page G•46.

ANGLED CORNER SINK BASE, 34 1/2″ HIGH

	Cubic Feet	1	2	3	4	5	6	7
ACS36 L or R	30.1	2714	2843	2937	3097	3269	3565	3861
ACS39 L or R	35.0	2846	2983	3081	3247	3425	3732	4039
ACS42	40.3	2985	3126	3233	3402	3590	3916	4242

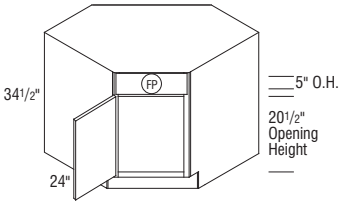

FP **False Panel**

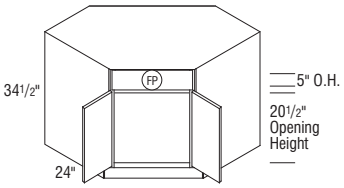

FP **False Panel**

Notes below apply to all products in section above:

- Touch-up kit (TUK) and Owner's Guide included.

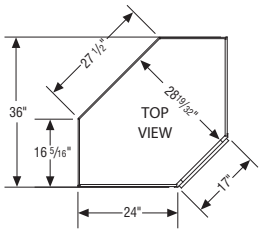

36″ Shown

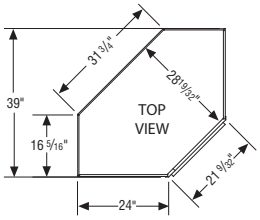

39″ Shown

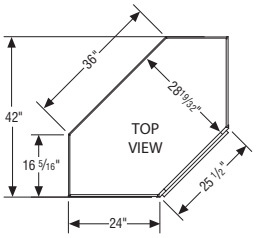

42″ Shown

Door & Drawer Options

AF	AOMBWB	CC	CG	GAMD	IFHG	MD	PRMD	PTOWB	SHMD	SPLITDR	SPLITDRWS	TCP
			✓	✓	✓	✓	✓		✓			

End Panel Options

AUTH[1]	CSFPE	EXBK	FFD	FL/FR	FPE	INTGE	IPE
✓	✓			✓	✓		

Custom Modification Options

ADD_SHLF	ADDTK	CBO	CCO	CFNTO	CFP	CFRMO	CHGDRW	CLIP	CMAT	CND	CSDGBK	DRT	DRWSEC	DRWTK	EX	EX_OL	FBFL	FD
		✓		✓		✓				✓								

FDSRTBTM	FLUT	FTK	ID	IH	INVFRM	IW	LIGHT	MIP	OBRB	PFINBTMB	RD	RECTK	RECTK_6	RECTKFRT6	RH	ROSFLUT	RT
		✓		✓				✓	✓			✓			✓		

RW	SBCADDY	SBCADDYSM	SCPDRW	SRT	STW	TD	TKP	TVR	UDBX	URT	VTK	WS	WTCD	WTKCUP	WTR
							✓				✓				✓

[1] Not available on authentic flush ends both.

Angled Corner Sink Base Cabinets

ANGLED CORNER SINK BASE with TILT-OUT TRAY, 34 1/2″ HIGH, 24″ DEEP

	Cubic Feet	1	2	3	4	5	6	7
ACS36ST L or R	30.1	2899	3023	3123	3279	3448	3745	4042
ACS39ST L or R	35.0	3029	3165	3268	3431	3608	3918	4228
ACS42ST	40.3	3167	3309	3414	3587	3775	4099	4423

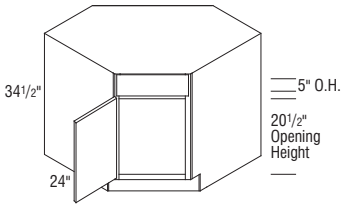

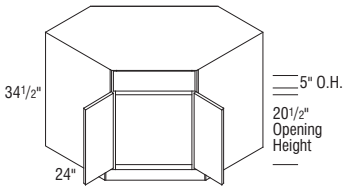

Notes below apply to all products in section above:

- Touch-up kit (TUK) and Owner's Guide included.
- One drawer front with one 1 11/16″ deep stainless steel Tilt-out Tray attached.

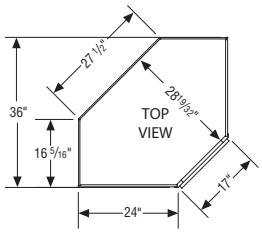

36″ Shown

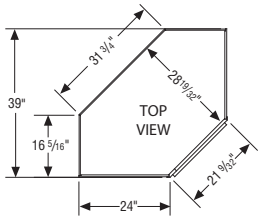

39″ Shown

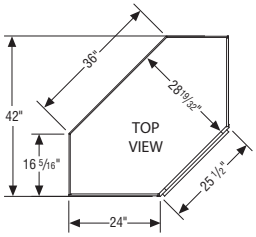

42″ Shown

Door & Drawer Options

AF	AOMBWB	CC	CG	GAMD	IFHG	MD	PRMD	PTOWB	SHMD	SPLITDR	SPLITDRWS	TCP
			✓	✓	✓	✓	✓		✓			

End Panel Options

AUTH[1]	CSFPE	EXBK	FFD	FL/FR	FPE	INTGE	IPE
✓	✓			✓	✓		

Custom Modification Options

ADD_SHLF	ADDTK	CBO	CCO	CFNTO	CFP	CFRMO	CHGDRW	CLIP	CMAT	CND	CSDGBK	DRT	DRWSEC	DRWTK	EX	EX_OL	FBFL	FD
		✓		✓		✓				✓								

FDSRTBTM	FLUT	FTK	ID	IH	INVFRM	IW	LIGHT	MIP	OBRB	PFINBTMB	RD	RECTK	RECTK_6	RECTKFRT6	RH	ROSFLUT	RT
		✓		✓				✓	✓			✓			✓		

RW	SBCADDY	SBCADDYSM	SCPDRW	SRT	STW	TD	TKP	TVR	UDBX	URT	VTK	WS	WTCD	WTKCUP	WTR
							✓				✓				✓

[1] Not available on authentic flush ends both.

IH/RH availability charts starting on page G•40.
IW/RW availability charts starting on page G•46.

ANGLED CORNER SINK FRONT, 34 1/2″ HIGH

	Cubic Feet	1	2	3	4	5	6	7
ACSF36 L or R	2.9	1257	1310	1351	1420	1495	1630	1765
ACSF39 L or R	3.6	1319	1379	1419	1495	1558	1693	1828
ACSF42	4.2	1381	1443	1495	1563	1643	1785	1927

FP **False Panel**

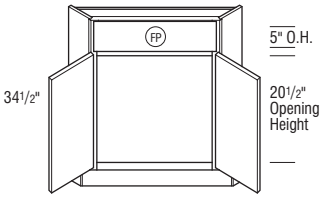

FP **False Panel**

Notes below apply to all products in section above:

- Floor included and packed separately.
- Touch-up kit (TUK) and Owner's Guide included.

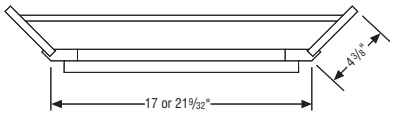

36″ or 39″ Top View

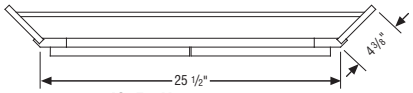

42″ Top View

Door & Drawer Options

AF	AOMBWB	CC	CG	GAMD	IFHG	MD	PRMD	PTOWB	SHMD	SPLITDR[1]	SPLITDRWS[1]	TCP
			✓	✓	✓	✓	✓		✓	✓	✓	

End Panel Options

AUTH	CSFPE	EXBK	FFD	FL/FR	FPE	INTGE	IPE

Custom Modification Options

ADD_SHLF	ADDTK	CBO	CCO	CFNTO	CFP	CFRMO	CHGDRW	CLIP	CMAT	CND	CSDGBK	DRT	DRWSEC	DRWTK	EX	EX_OL	FBFL	FD
										✓								

FDSRTBTM	FLUT	FTK	ID	IH	INVFRM	IW	LIGHT	MIP	OBRB	PFINBTMB	RD	RECTK	RECTK_6	RECTKFRT6	RH	ROSFLUT	RT
		✓		✓				✓	✓						✓		

RW	SBCADDY	SBCADDYSM	SCPDRW	SRT	STW	TD	TKP	TVR	UDBX	URT	VTK	WS	WTCD	WTKCUP	WTR
											✓				✓

[1] Only available on 42″ wide.

TWO DRAWER BASE, DROP-IN RANGE, 34 1/2″ HIGH, 24″ DEEP

	Cubic Feet	1	2	3	4	5	6	7
2DB30DR	17.4	2934	3076	3185	3357	3556	3884	4212
2DB36DR	20.7	3068	3214	3330	3510	3716	4059	4402

- 8″ panel can be trimmed up to 6 1/2″.
- Reduced Depths available in 1/4″ increments from 12″ to 23 3/4″.

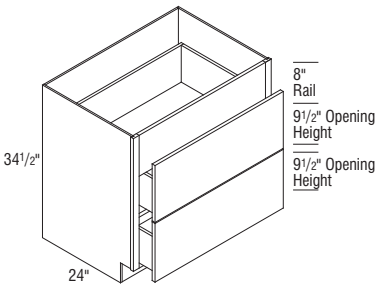

Door & Drawer Options

AF	AOMBWB	CC	CG	GAMD	IFHG	MD	PRMD	PTOWB	SHMD	SPLITDR	SPLITDRWS	TCP

End Panel Options

AUTH	CSFPE	EXBK	FFD	FL/FR	FPE	INTGE	IPE
✓	✓	✓		✓	✓	✓	✓

Custom Modification Options

ADD_SHLF	ADDTK	CBO	CCO	CFNTO	CFP	CFRMO	CHGDRW	CLIP	CMAT	CND	CSDGBK	DRT	DRWSEC	DRWTK	EX	EX_OL	FBFL	FD
		✓	✓	✓		✓		✓			✓			✓	✓	✓		

FDSRTBTM	FLUT[1]	FTK	ID	IH	INVFRM	IW[2]	LIGHT	MIP	OBRB	PFINBTMB	RD	RECTK	RECTK_6	RECTKFRT6	RH	ROSFLUT	RT
	✓	✓		✓		✓		✓	✓		✓	✓	✓	✓		✓	

RW[2]	SBCADDY	SBCADDYSM	SCPDRW	SRT	STW	TD	TKP	TVR	UDBX	URT	VTK	WS	WTCD	WTKCUP	WTR
✓							✓		✓		✓	✓			✓

[1] 6″ fluting both not available on 30″ wide.
[2] Only available on 36″ wide.

Drop-in Range Bases

TWO DRAWER BASE with REDUCED DRAWERS, DROP-IN RANGE, 34 1/2″ HIGH, 24″ DEEP

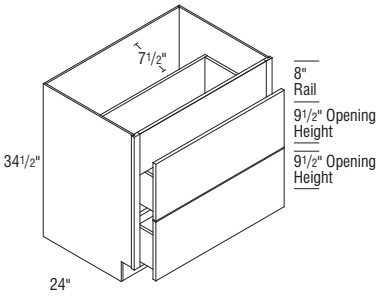

	Cubic Feet	1	2	3	4	5	6	7
2DB30RDR	17.4	2934	3076	3185	3357	3556	3884	4212
2DB36RDR	20.7	3068	3214	3330	3510	3716	4059	4402

- 8″ panel can be trimmed up to 6 1/2″.
- Drawers are reduced 6″ to allow for proper range installation. Clearance dimension is 7 1/2″.

Door & Drawer Options

AF	AOMBWB	CC	CG	GAMD	IFHG	MD	PRMD	PTOWB	SHMD	SPLITDR	SPLITDRWS	TCP

End Panel Options

AUTH	CSFPE	EXBK	FFD	FL/FR	FPE	INTGE	IPE
✓	✓	✓		✓	✓		

Custom Modification Options

ADD_SHLF	ADDTK	CBO	CCO	CFNTO	CFP	CFRMO	CHGDRW	CLIP	CMAT	CND	CSDGBK	DRT	DRWSEC	DRWTK	EX	EX_OL	FBFL	FD
		✓	✓	✓		✓					✓			✓	✓	✓		

FDSRTBTM	FLUT[1]	FTK	ID	IH	INVFRM	IW[2]	LIGHT	MIP	OBRB	PFINBTMB	RD	RECTK	RECTK_6	RECTKFRT6	RH	ROSFLUT[3]	RT
	✓	✓		✓		✓		✓	✓			✓	✓	✓		✓	

RW[2]	SBCADDY	SBCADDYSM	SCPDRW	SRT	STW	TD	TKP	TVR	UDBX	URT	VTK	WS	WTCD	WTKCUP	WTR
✓							✓				✓				✓

[1] Fluting both 3″ not available on 36″ wide. Not available with 6″ fluting.
[2] Only available on 36″ wide.
[3] Fluting both not available on 36″ wide.

BASE, DROP-IN RANGE, 34 1/2″ HIGH, 24″ DEEP

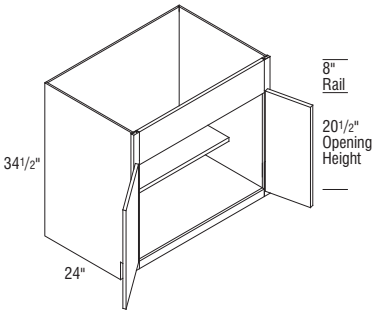

	Cubic Feet	1	2	3	4	5	6	7
B30DR	17.4	1868	1961	2026	2141	2248	2464	2680
B33DR	19.0	1919	2014	2083	2202	2315	2533	2751
B36DR	20.7	1969	2069	2141	2263	2381	2602	2823
B39DR	22.4	2107	2213	2290	2421	2547	2784	3021

- One adjustable 15″ deep shelf.
- 8″ panel can be trimmed up to 6 1/2″.
- Increased Depths available in 1/4″ increments from 24 1/4″ to 30″.
- Reduced Depths available in 1/4″ increments from 6″ to 23 3/4″.

Door & Drawer Options

AF	AOMBWB	CC	CG	GAMD	IFHG	MD	PRMD	PTOWB	SHMD	SPLITDR	SPLITDRWS	TCP
			✓	✓	✓	✓	✓		✓	✓		

End Panel Options

AUTH	CSFPE	EXBK	FFD	FL/FR	FPE	INTGE	IPE
✓	✓	✓	✓	✓	✓	✓	✓

Custom Modification Options

ADD_SHLF	ADDTK	CBO	CCO	CFNTO	CFP	CFRMO	CHGDRW	CLIP	CMAT	CND	CSDGBK	DRT	DRWSEC	DRWTK	EX	EX_OL	FBFL	FD
		✓	✓	✓		✓		✓		✓	✓			✓	✓	✓		✓

FDSRTBTM	FLUT	FTK	ID	IH	INVFRM	IW[1]	LIGHT	MIP	OBRB	PFINBTMB	RD	RECTK	RECTK_6	RECTKFRT6	RH	ROSFLUT	RT
	✓	✓	✓	✓		✓		✓	✓		✓	✓	✓	✓		✓	

RW[1]	SBCADDY	SBCADDYSM	SCPDRW	SRT	STW	TD	TKP	TVR	UDBX	URT	VTK	WS	WTCD	WTKCUP	WTR
✓						✓	✓	✓			✓	✓			✓

[1] Only available on 36″ wide.

IH/RH availability charts starting on page G•40.
IW/RW availability charts starting on page G•46.

BASE with REDUCED DEPTH ROLL TRAYS, DROP-IN RANGE, 34 1/2″ HIGH, 24″ DEEP

	Cubic Feet	1	2	3	4	5	6	7
B30RTDR	17.4	2637	2728	2790	2909	3017	3230	3443
B36RTDR	20.7	2737	2836	2909	3026	3149	3368	3587

- 8″ panel can be trimmed up to 6 1/2″.
- Contains two easily adjustable roll trays.
- Reduced Depths available in 1/4″ increments from 12″ to 23 3/4″.

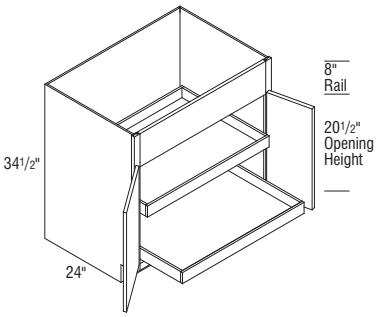

Door & Drawer Options

AF	AOMBWB	CC	CG	GAMD	IFHG	MD	PRMD	PTOWB	SHMD	SPLITDR	SPLITDRWS	TCP
			✓	✓	✓	✓	✓		✓			

End Panel Options

AUTH	CSFPE	EXBK	FFD	FL/FR	FPE	INTGE	IPE
✓	✓	✓		✓	✓	✓	✓

Custom Modification Options

ADD_SHLF	ADDTK	CBO	CCO	CFNTO	CFP	CFRMO	CHGDRW	CLIP	CMAT	CND	CSDGBK	DRT	DRWSEC	DRWTK	EX	EX_OL	FBFL	FD
		✓		✓		✓		✓		✓	✓			✓	✓	✓		

FDSRTBTM	FLUT	FTK	ID	IH	INVFRM	IW	LIGHT	MIP	OBRB	PFINBTMB	RD	RECTK	RECTK_6	RECTKFRT6	RH	ROSFLUT	RT
	✓	✓		✓				✓	✓		✓	✓	✓	✓		✓	

RW[1]	SBCADDY	SBCADDYSM	SCPDRW	SRT	STW	TD	TKP	TVR[2]	UDBX	URT	VTK	WS	WTCD	WTKCUP	WTR
✓							✓	✓			✓	✓			✓

[1] Not available on 30″ wide. TVRAV and style B-L not available on 36″ wide.

BASE with ROLL TRAYS, DROP-IN RANGE, 34 1/2″ HIGH, 24″ DEEP

B30RRTDR	17.4	2637	2728	2790	2909	3017	3230	3443
B36RRTDR	20.7	2737	2836	2909	3026	3149	3368	3587

- 8″ panel can be trimmed up to 6 1/2″.
- Roll trays are reduced 6″ to allow for proper range installation. Clearance dimension is 5 1/4″.
- Contains two easily adjustable roll trays.

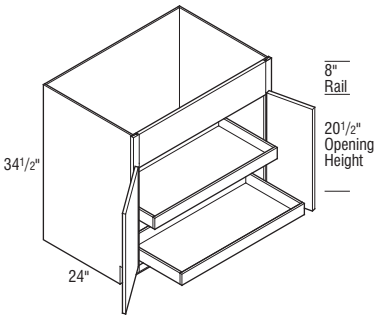

Door & Drawer Options

AF	AOMBWB	CC	CG	GAMD	IFHG	MD	PRMD	PTOWB	SHMD	SPLITDR	SPLITDRWS	TCP
			✓	✓	✓	✓	✓		✓			

End Panel Options

AUTH	CSFPE	EXBK	FFD	FL/FR	FPE	INTGE	IPE
✓	✓	✓		✓	✓	✓	✓

Custom Modification Options

ADD_SHLF	ADDTK	CBO	CCO	CFNTO	CFP	CFRMO	CHGDRW	CLIP	CMAT	CND	CSDGBK	DRT	DRWSEC	DRWTK	EX	EX_OL	FBFL	FD
		✓		✓		✓				✓	✓			✓	✓	✓		

FDSRTBTM	FLUT[1]	FTK	ID	IH	INVFRM	IW	LIGHT	MIP	OBRB	PFINBTMB	RD	RECTK	RECTK_6	RECTKFRT6	RH	ROSFLUT	RT
	✓	✓		✓				✓	✓			✓	✓	✓		✓	

RW[2]	SBCADDY	SBCADDYSM	SCPDRW	SRT	STW	TD	TKP	TVR[3]	UDBX	URT	VTK	WS	WTCD	WTKCUP	WTR
✓							✓	✓			✓				✓

[1] Not available with 6″ fluting.
[2] Not available on 30″ wide.
[3] TVRAV and style B-L not available on 36″ wide.

Range Platform & Range Panel

RANGE PLATFORM with DRAWERS, 13 1/2″ HIGH, 24″ DEEP

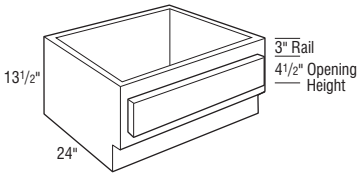

	Cubic Feet	1	2	3	4	5	6	7
R21PD	5.2	1164	1225	1266	1331	1414	1542	1670
R24PD	5.9	1194	1254	1296	1368	1447	1584	1721
R27PD	6.6	1223	1283	1328	1396	1479	1620	1761
R30PD	7.2	1243	1303	1350	1421	1505	1644	1783
R33PD	7.9	1261	1324	1371	1443	1527	1667	1807
R36PD	8.6	1297	1365	1413	1483	1575	1717	1859

- Overall cabinet height must be specified: 13 1/2″, 15 1/2″, 18″, 19 1/2″, 20 1/2″ and 21 3/4″.
- Maintain 3″ rail above drawer for full overlay clearance.
- Reduced Depths available in 1/4″ increments is from 12″ to 23 3/4″.
- Drawer opening height must be specified: 4 1/2″, 6 1/2″, 9″, 10 1/2″, 11 1/2″, and 12 3/4″.

Door & Drawer Options

AF	AOMBWB	CC	CG	GAMD	IFHG	MD	PRMD	PTOWB	SHMD	SPLITDR	SPLITDRWS[1]	TCP
					✓						✓	

End Panel Options

AUTH[2]	CSFPE	EXBK	FFD	FL/FR	FPE	INTGE	IPE
✓	✓	✓		✓	✓	✓	✓

Custom Modification Options

ADD_SHLF	ADDTK	CBO	CCO	CFNTO	CFP	CFRMO	CHGDRW	CLIP	CMAT	CND	CSDGBK	DRT	DRWSEC	DRWTK	EX	EX_OL	FBFL	FD
		✓	✓	✓		✓		✓			✓				✓	✓		

FDSRTBTM	FLUT[3]	FTK	ID	IH	INVFRM	IW	LIGHT	MIP	OBRB	PFINBTMB	RD	RECTK	RECTK_6	RECTKFRT6	RH	ROSFLUT	RW
	✓	✓						✓	✓		✓	✓	✓	✓		✓	

RW	SBCADDY	SBCADDYSM	SCPDRW	SRT	STW	TD	TKP	TVR[4]	UDBX	URT	VTK	WS	WTCD	WTKCUP	WTR[4]
							✓	✓			✓	✓			✓

[1] Not available on 21″ wide.
[2] Not available on authentic flush ends both.
[3] Fluting both 6″ not available on 21″ wide.
[4] Not available on 21″-27″ wide.

RANGE PANEL

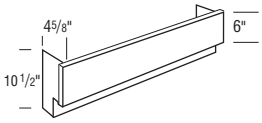

DRP30	1.6	236	236	236	236	236	236	236	236	236	236	236	236	236

- Panel height must be specified between 6″ to 12″ in 1/4″ increments.

Door & Drawer Options

AF	AOMBWB	CC	CG	GAMD	IFHG	MD	PRMD	PTOWB	SHMD	SPLITDR	SPLITDRWS	TCP

End Panel Options

AUTH	CSFPE	EXBK	FFD	FL/FR	FPE	INTGE	IPE

Custom Modification Options

ADD_SHLF	ADDTK	CBO	CCO	CFNTO	CFP	CFRMO	CHGDRW	CLIP	CMAT	CND	CSDGBK	DRT	DRWSEC	DRWTK	EX	EX_OL	FBFL	FD
					✓													

FDSRTBTM	FLUT[1]	FTK	ID	IH	INVFRM	IW	LIGHT	MIP	OBRB	PFINBTMB	RD	RECTK[2]	RECTK_6	RECTKFRT6	RH	ROSFLUT	RW
	✓										✓	✓				✓	

RW	SBCADDY	SBCADDYSM	SCPDRW	SRT	STW	TD	TKP	TVR	UDBX	URT	VTK	WS	WTCD	WTKCUP	WTR
						✓	✓				✓				✓

[1] Not available with 6″ fluting.
[2] Only available on RECTKALL

IH/RH availability charts starting on page G•40.
IW/RW availability charts starting on page G•46.

BASE CORNER, 34 1/2″ HIGH, 24″ DEEP

	Cubic Feet	1	2	3	4	5	6	7
BC36 L or R	16.1	1811	1879	1948	2016	2050	2085	2120
BC39 L or R	19.6	1927	2001	2074	2147	2184	2221	2258
BC42 L or R	24.4	1993	2069	2145	2221	2258	2297	2336
BC45 L or R	24.4	2103	2182	2263	2343	2383	2424	2465
BC48 L or R	26.0	2162	2244	2327	2410	2451	2493	2535

- Includes one 3″ filler, shipped unattached.
- L or R denotes blind.
- Includes one adjustable 15″ deep shelf.
- Not recommended for use next to an appliance deeper than standard cabinet depth.
- Door will be hinged on same side as blind section.
- Reduced Heights available in 1/4″ increments from 12 1/4″ to 23 3/4″.

SKU	A	B	C	D	E	F
BC36	7 1/2″	9″	27″	36″	9″	3″
BC39	9″	9″	30″	39″	9″	4 1/2″
BC42	13 1/2″	9″	39″	42″	3″	3″
BC45	15″	9″	42″	45″	3″	4 1/2″
BC48	16 1/2″	9″	45″	48″	3″	6″

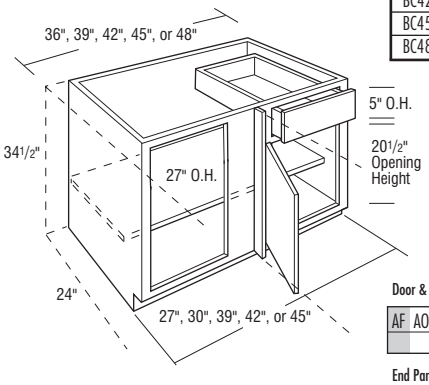

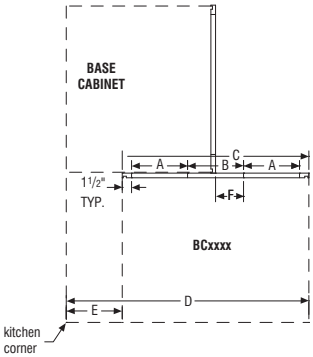

Door & Drawer Options

AF	AOMBWB	CC	CG	GAMD	IFHG	MD	PRMD	PTOWB	SHMD	SPLITDR	SPLITDRWS	TCP
			✓		✓	✓	✓					

End Panel Options

AUTH	CSFPE	EXBK	FFD	FL/FR	FPE	INTGE	IPE
✓	✓	✓	✓		✓	✓	✓

Custom Modification Options

ADD_SHLF	ADDTK	CBO	CCO	CFNTO	CFP	CFRMO	CHGDRW	CLIP[1]	CMAT	CND	CSDGBK	DRT	DRWSEC	DRWTK	EX	EX_OL	FBFL	FD
		✓	✓	✓	✓	✓		✓		✓	✓				✓	✓	✓	✓

FDSRTBTM	FLUT[2]	FTK	ID	IH	INVFRM	IW	LIGHT	MIP	OBRB	PFINBTMB	RD	RECTK	RECTK_6	RECTKFRT6	RH	ROSFLUT	RT
	✓			✓	✓			✓	✓		✓	✓			✓	✓	

RW	SBCADDY	SBCADDYSM	SCPDRW	SRT	STW	TD	TKP	TVR	UDBX	URT	VTK	WS	WTCD[3]	WTKCUP[3]	WTR
			✓				✓				✓		✓	✓	✓

[1] Not available on BC36 L or R.
[2] Not available with 6″ fluting.
[3] Only available on BC45 L or R.

Base Corner Cabinets

BASE CORNER FULL WIDTH, 34 1/2" HIGH, 24″ DEEP

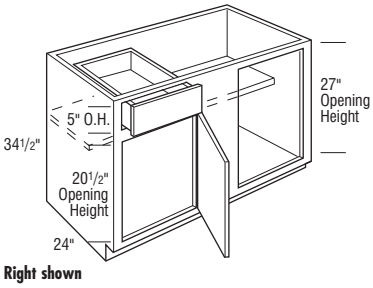

Right shown

	Cubic Feet	1	2	3	4	5	6	7
BCFW36 L or R	20.7	1550	1623	1680	1764	1852	2013	2174
BCFW39 L or R	22.4	1610	1682	1737	1826	1913	2080	2247
BCFW42 L or R	24.0	1640	1714	1779	1864	1960	2135	2310
BCFW45 L or R	25.7	1731	1806	1868	1965	2052	2231	2410
BCFW48 L or R	27.3	1799	1880	1944	2050	2143	2334	2525

- Includes one 3″ filler, shipped unattached.
- Door will be hinged on same side as blind section.
- One adjustable 15″ deep shelf.
- Can be pulled 3″.
- Should not be used next to appliances.
- Use of filler or Extended Stile is required for full overlay doors to operate properly.
- Reduced Depths available in 1/4″ increments from 12″ to 23 3/4″.
- When an Inset or Beaded Inset style is selected, door and drawer front will be slab on 36″ wide unit.

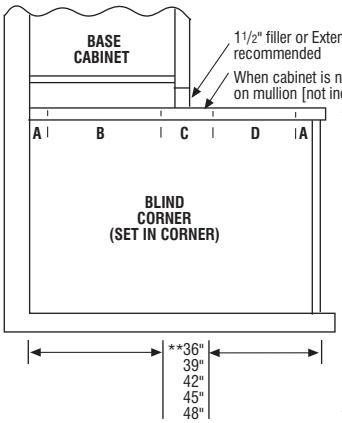

**BCFW36
A = 1½" B = 16½"
C = 9" D = 7½"
BCFW39
A = 1½" B = 18"
C = 9" D = 9"
BCFW42
A = 1½" B = 18"
C = 9" D = 12"
BCFW45
A = 1½" B = 18"
C = 9" D = 15"
BCFW48
A = 1½" B = 18"
C = 9" D = 18"

**17 3/8" void on BCFW36 L or R
18 7/8" void on all other models

Top View

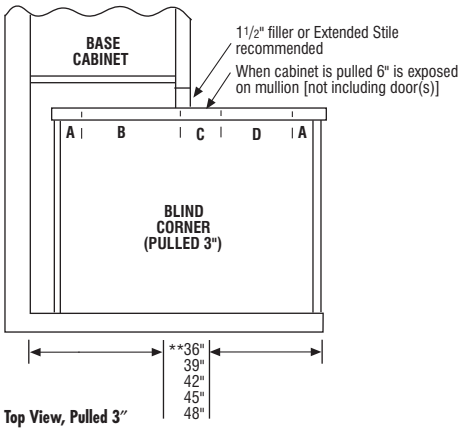

Top View, Pulled 3″

Door & Drawer Options

AF	AOMBWB	CC	CG	GAMD	IFHG	MD	PRMD	PTOWB	SHMD	SPLITDR	SPLITDRWS	TCP
			✓	✓	✓	✓	✓		✓			

End Panel Options

AUTH	CSFPE	EXBK	FFD	FL/FR	FPE	INTGE	IPE
✓	✓	✓	✓	✓	✓	✓	✓

Custom Modification Options

ADD_SHLF	ADDTK	CBO	CCO	CFNTO	CFP	CFRMO	CHGDRW	CLIP	CMAT	CND	CSDGBK	DRT	DRWSEC	DRWTK	EX	EX_OL	FBFL	FD
		✓	✓	✓	✓	✓		✓		✓	✓				✓	✓	✓	✓

FDSRTBTM	FLUT[1]	FTK	ID	IH	INVFRM	IW	LIGHT	MIP	OBRB	PFINBTMB	RD	RECTK	RECTK_6	RECTKFRT6	RH	ROSFLUT	RT
	✓	✓		✓			✓	✓	✓		✓	✓	✓	✓	✓	✓	

RW	SBCADDY	SBCADDYSM	SCPDRW	SRT	STW	TD	TKP	TVR	UDBX	URT	VTK	WS[2]	WTCD	WTKCUP	WTR
			✓				✓				✓	✓			✓

[1] 6″ fluting not available on 36″-42″ wide. Fluting both 6″ not available.
[2] Not available on 36″ wide or with wide stile both.

IH/RH availability charts starting on page G•40.
IW/RW availability charts starting on page G•46.

BASE CORNER PULL-OUT, 34 1/2″ HIGH, 24″ DEEP

storage SOLUTIONS

	Cubic Feet	1	2	3	4	5	6	7
BC45PO L or R	24.4	5425	5638	5852	6066	6174	6280	6386
BC48PO L or R	24.4	5485	5701	5916	6133	6242	6349	6456

- Includes one 3″ filler, shipped unattached.
- L or R denotes blind.
- Pull-out features four adjustable wood shelves with chrome surrounds.
- Wire pull-out dimensions: 10 3/4″ wide x 17 1/4″ deep x 2 11/16″ high.
- Door will be hinged on same side as blind section.
- Smart Stop feature not available on pull-out.
- Not recommended for use next to an appliance deeper than standard cabinet depth and cannot be installed next to a wall. Adjacent cabinet hardware may interfere with adjustable shelf position on pull-out.
- For pull-out to function properly, 10″ of adjacent space is required with no obstruction beyond 1 3/4″ in front of the cabinet face frame.
- Only available in Inset and Beaded Inset when used in conjunction with a finial hinge.

SKU	A	B	C	D	E	F
BC45PO	15″	9″	42″	45″	3″	4 1/2″
BC48PO	16 1/2″	9″	45″	48″	3″	6″

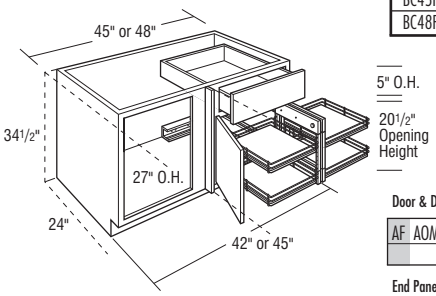

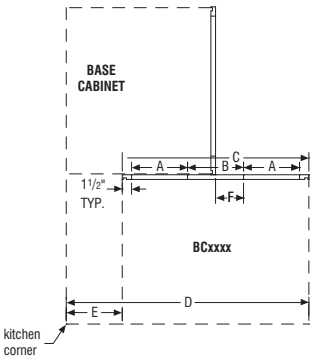

Door & Drawer Options

AF	AOMBWB	CC	CG	GAMD	IFHG	MD	PRMD	PTOWB	SHMD	SPLITDR	SPLITDRWS	TCP
			✓		✓	✓	✓					

End Panel Options

AUTH	CSFPE	EXBK	FFD	FL/FR	FPE	INTGE	IPE
✓	✓	✓	✓		✓	✓	✓

Custom Modification Options

ADD_SHLF	ADDTK	CBO	CCO	CFNTO	CFP	CFRMO	CHGDRW	CLIP	CMAT	CND	CSDGBK	DRT	DRWSEC	DRWTK	EX	EX_OL	FBFL	FD
		✓	✓	✓	✓	✓		✓		✓	✓				✓	✓	✓	✓

FDSRTBTM	FLUT[1]	FTK	ID	IH	INVFRM	IW	LIGHT	MIP	OBRB	PFINBTMB	RD	RECTK	RECTK_6	RECTKFRT6	RH	ROSFLUT	RT
	✓			✓	✓			✓	✓			✓	✓	✓		✓	

RW	SBCADDY	SBCADDYSM	SCPDRW	SRT	STW	TD	TKP	TVR	UDBX	URT	VTK	WS	WTCD[2]	WTKCUP[2]	WTR
			✓				✓				✓		✓	✓	✓

[1] Not available with 6″ fluting.
[2] Only available on 45″ wide.

Base Corner Cabinets

BASE CORNER FULL WIDTH PULL-OUT, 34 1/2″ HIGH, 24″ DEEP

storage SOLUTIONS

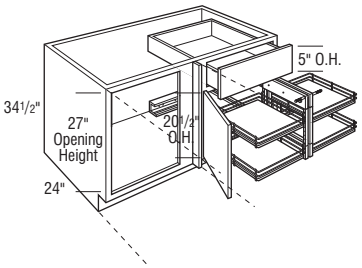

Left shown

	Cubic Feet	1	2	3	4	5	6	7
BCFW45PO L or R	25.7	4120	4195	4259	4354	4440	4618	4796
BCFW48PO L or R	27.3	4188	4268	4333	4437	4532	4721	4910

- Includes one 3″ filler, shipped unattached.
- Door will be hinged on same side as blind section.
- Can be pulled 3″.
- Smart Stop feature not available on pull-out.
- Not recommended for use next to a range.
- Interior pull-out drawer is 10 5/8″ W by 17 1/8″ D by 2 3/4″ H.
- Use of filler or Extended Stile is required for full overlay doors to operate properly.
- Only available in Inset and Beaded Inset when used in conjunction with a finial hinge.

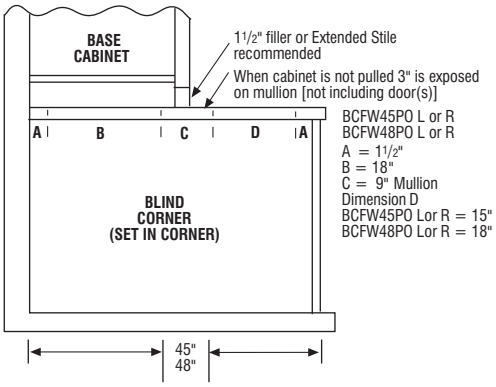

Top View

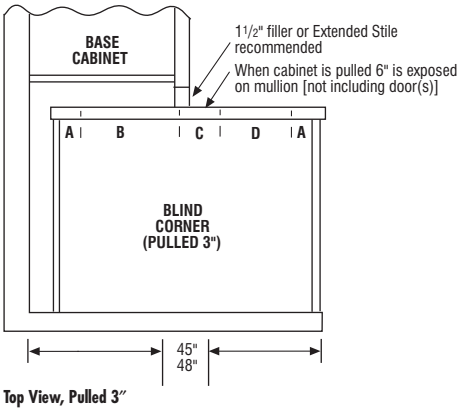

Top View, Pulled 3″

Door & Drawer Options

AF	AOMBWB	CC	CG	GAMD	IFHG	MD	PRMD	PTOWB	SHMD	SPLITDR	SPLITDRWS	TCP
			✓	✓	✓	✓	✓		✓			

End Panel Options

AUTH	CSFPE	EXBK	FFD	FL/FR	FPE	INTGE	IPE
✓	✓		✓	✓	✓	✓	✓

Custom Modification Options

ADD_SHLF	ADDTK	CBO	CCO	CFNTO	CFP	CFRMO	CHGDRW	CLIP	CMAT	CND	CSDGBK	DRT	DRWSEC	DRWTK	EX	EX_OL	FBFL	FD
					✓					✓	✓				✓	✓	✓	✓

FDSRTBTM	FLUT[1]	FTK	ID	IH	INVFRM	IW	LIGHT	MIP	OBRB	PFINBTMB	RD	RECTK	RECTK_6	RECTKFRT6	RH	ROSFLUT	RT
	✓	✓		✓				✓	✓			✓	✓	✓		✓	

RW	SBCADDY	SBCADDYSM	SCPDRW	SRT	STW	TD	TKP	TVR	UDBX	URT	VTK	WS	WTCD	WTKCUP	WTR
			✓				✓				✓				✓

[1] Not available with 6″ fluting.

IH/RH availability charts starting on page G•40.
IW/RW availability charts starting on page G•46.

BASE CORNER FULL WIDTH with ROLL TRAYS and SWING-OUT, 34 1/2″ HIGH, 24″ DEEP

storage SOLUTIONS

	Cubic Feet	1	2	3	4	5	6	7
BCFW48SP L or R	27.7	3669	3812	3956	4099	4171	4243	4315

- Includes one 3″ filler, shipped unattached.
- L or R denotes blind.
- Swing-out hinged opposite door.
- Door will be hinged on same side as blind section.
- Two roll trays and swing-out installed.
- Swing-out is 3/4″ natural plywood.
- Should not be used next to appliances, cabinets deeper than standard depth, or next to a wall.
- Smart Stop feature not available on pull-out.
- Not available with Inset and Beaded Inset.

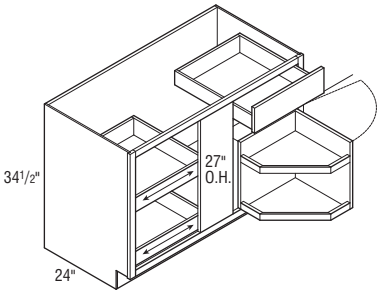

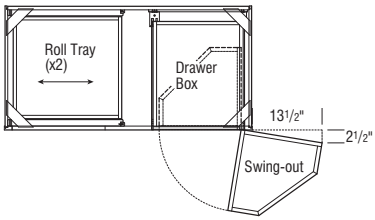

Door & Drawer Options

AF	AOMBWB	CC	CG	GAMD	IFHG	MD	PRMD	PTOWB	SHMD	SPLITDR	SPLITDRWS	TCP
			✓			✓	✓					

End Panel Options

AUTH	CSFPE	EXBK	FFD	FL/FR	FPE	INTGE	IPE
✓	✓	✓	✓		✓	✓	

Custom Modification Options

ADD_SHLF	ADDTK	CBO	CCO	CFNTO	CFP	CFRMO	CHGDRW	CLIP	CMAT	CND	CSDGBK	DRT	DRWSEC	DRWTK	EX	EX_OL	FBFL	FD
		✓	✓	✓	✓	✓		✓		✓	✓				✓	✓	✓	

FDSRTBTM	FLUT[1]	FTK	ID	IH	INVFRM	IW	LIGHT	MIP	OBRB	PFINBTMB	RD	RECTK	RECTK_6	RECTKFRT6	RH	ROSFLUT	RT
	✓			✓	✓			✓	✓			✓				✓	

RW	SBCADDY	SBCADDYSM	SCPDRW	SRT	STW	TD	TKP	TVR	UDBX	URT	VTK	WS	WTCD	WTKCUP	WTR
			✓				✓				✓		✓	✓	✓

[1] Not available with 6″ fluting.

BASE CORNER FULL WIDTH with ARCHED PULL-OUT, 34 1/2″ HIGH, 24″ DEEP

storage SOLUTIONS

BCFW45CPO L or R	25.7	5107	5308	5509	5710	5811	5912	6013
BCFW48CPO L or R	27.3	5311	5513	5714	5917	6017	6118	6219

- Includes one 3″ filler, shipped unattached.
- Door must be hinged on same side as blind section.
- Can be pulled 3″.
- Pull-out features Smart Stop.
- Only available in Inset and Beaded Inset when used in conjunction with a finial hinge.
- Includes two pull-out shelves with chrome wire surround. Shelf height can be adjusted in the field.
- When shelf is fully opened, it extends 27 3/4″ from front edge of the face frame. Unit pulls out to the front only and can be installed next to a wall or appliance without side interference.
- Distance from surface of shelf to top edge of wire surround is 1 11/16″.
- Maximum Weight Capacity: 44 lbs. per shelf.

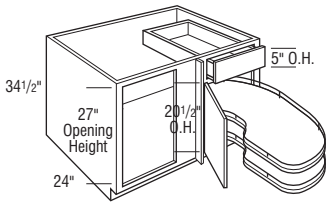

Left shown

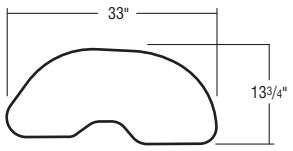

BCFW45CPO

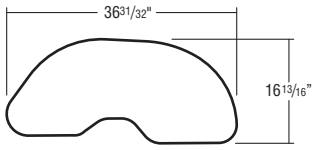

BCFW48CPO

Door & Drawer Options

AF	AOMBWB	CC	CG	GAMD	IFHG	MD	PRMD	PTOWB	SHMD	SPLITDR	SPLITDRWS	TCP
			✓	✓	✓	✓	✓		✓			

End Panel Options

AUTH	CSFPE	EXBK	FFD	FL/FR	FPE	INTGE	IPE
✓	✓	✓	✓	✓	✓	✓	✓

Custom Modification Options

ADD_SHLF	ADDTK	CBO	CCO	CFNTO	CFP	CFRMO	CHGDRW	CLIP	CMAT	CND	CSDGBK	DRT	DRWSEC	DRWTK	EX	EX_OL	FBFL	FD
		✓	✓	✓	✓	✓				✓	✓				✓	✓	✓	✓

FDSRTBTM	FLUT[1]	FTK	ID	IH	INVFRM	IW	LIGHT	MIP	OBRB	PFINBTMB	RD	RECTK	RECTK_6	RECTKFRT6	RH	ROSFLUT	RT
	✓	✓	✓					✓	✓				✓	✓		✓	

RW	SBCADDY	SBCADDYSM	SCPDRW	SRT	STW	TD	TKP	TVR	UDBX	URT	VTK	WS	WTCD	WTKCUP	WTR
												✓			✓

[1] Not available with 6″ fluting.

Base Corner Cabinets

FULL HEIGHT BASE CORNER FULL WIDTH with ARCHED PULL-OUT, 34 1/2″ HIGH, 24″ DEEP

storage
SOLUTIONS

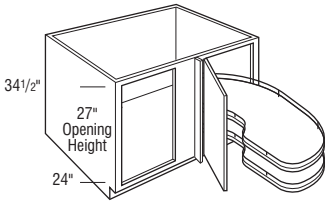

Left shown

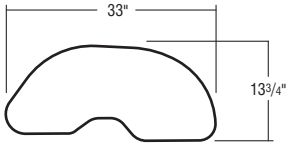

BCFWFH45CPO

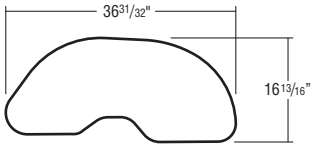

BCFWFH48CPO

	Cubic Feet	1	2	3	4	5	6	7
BCFWFH45CPO L or R	25.7	5080	5280	5480	5680	5780	5880	5980
BCFWFH48CPO L or R	27.3	5285	5486	5686	5886	5986	6086	6186

- Includes one 3″ filler, shipped unattached.
- Door must be hinged on same side as blind section.
- Can be pulled 3″.
- Pull-out features Smart Stop.
- Only available in Inset and Beaded Inset when used in conjunction with a finial hinge.
- Includes two pull-out shelves with chrome wire surround. Shelf height can be adjusted in the field.
- When shelf is fully opened, it extends 27 3/4″ from front edge of the face frame. Unit pulls out to the front only and can be installed next to a wall or appliance without side interference.
- Distance from surface of shelf to top edge of wire surround is 1 11/16″.
- Maximum Weight Capacity: 44 lbs. per shelf.

Door & Drawer Options

AF	AOMBWB	CC	CG	GAMD	IFHG	MD	PRMD	PTOWB	SHMD	SPLITDR	SPLITDRWS	TCP
			✓	✓	✓	✓	✓		✓			

End Panel Options

AUTH	CSFPE	EXBK	FFD	FL/FR	FPE	INTGE	IPE
✓	✓	✓	✓	✓	✓	✓	✓

Custom Modification Options

ADD_SHLF	ADDTK	CBO	CCO	CFNTO	CFP	CFRMO	CHGDRW	CLIP	CMAT	CND	CSDGBK	DRT	DRWSEC	DRWTK	EX	EX_OL	FBFL	FD
		✓	✓	✓		✓				✓	✓				✓	✓	✓	✓

FDSRTBTM	FLUT[1]	FTK	ID	IH	INVFRM	IW	LIGHT	MIP	OBRB	PFINBTMB	RD	RECTK	RECTK_6	RECTKFRT6	RH	ROSFLUT	RT
	✓	✓		✓				✓	✓				✓	✓		✓	

RW	SBCADDY	SBCADDYSM	SCPDRW	SRT	STW	TD	TKP	TVR	UDBX	URT	VTK	WS	WTCD	WTKCUP	WTR
												✓			✓

[1] Not available with 6″ fluting.

IH/RH availability charts starting on page G•40.
IW/RW availability charts starting on page G•46.

NEW FULL HEIGHT BASE CORNER FULL WIDTH, 34 1/2" HIGH, 24″ DEEP

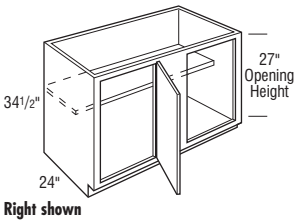

Right shown

	Cubic Feet	1	2	3	4	5	6	7
BCFW36FH L or R	20.7	1510	1581	1637	1718	1804	1961	2118
BCFW39FH L or R	22.4	1569	1639	1692	1779	1863	2026	2189
BCFW42FH L or R	24.0	1598	1670	1733	1816	1909	2079	2249
BCFW45FH L or R	25.7	1686	1759	1820	1914	1998	2173	2348
BCFW48FH L or R	27.3	1752	1831	1893	1997	2087	2273	2459

- Includes one 3″ filler, shipped unattached.
- Door will be hinged on same side as blind section.
- One adjustable 15″ deep shelf.
- Can be pulled 3″.
- Should not be used next to appliances.
- Use of filler or Extended Stile is required for full overlay doors to operate properly.
- Reduced Depths available in 1/4″ increments from 12″ to 23 3/4″.
- Increased Depths available in 1/4″ increments from 24 1/4″ to 30″.

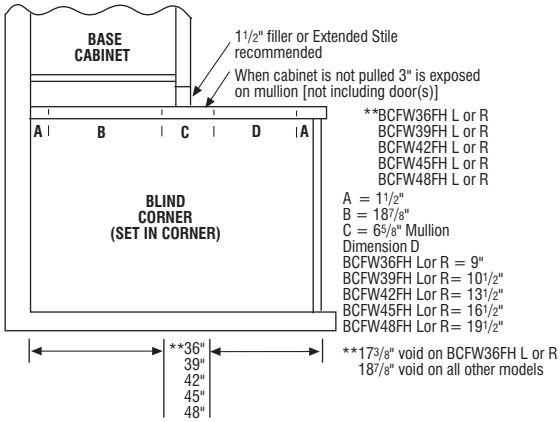

**BCFW36FH L or R
BCFW39FH L or R
BCFW42FH L or R
BCFW45FH L or R
BCFW48FH L or R

A = 1½"
B = 18⅞"
C = 6⅝" Mullion
Dimension D
BCFW36FH Lor R = 9"
BCFW39FH Lor R= 10½"
BCFW42FH Lor R= 13½"
BCFW45FH Lor R= 16½"
BCFW48FH Lor R= 19½"

**17⅜" void on BCFW36FH L or R
18⅞" void on all other models

Top View

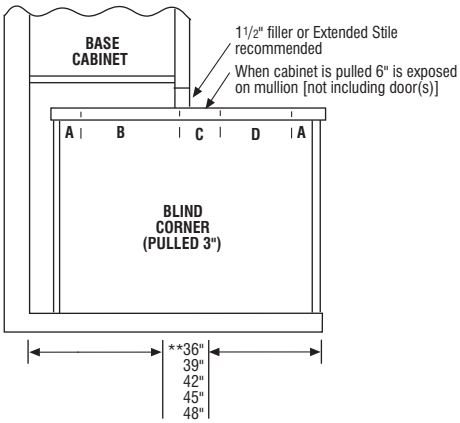

Top View, Pulled 3″

Door & Drawer Options

AF	AOMBWB	CC	CG	GAMD	IFHG	MD	PRMD	PTOWB	SHMD	SPLITDR	SPLITDRWS	TCP
			✓	✓		✓	✓		✓			

End Panel Options

AUTH	CSFPE	EXBK	FFD	FL/FR	FPE	INTGE	IPE
✓	✓	✓	✓	✓	✓	✓	✓

Custom Modification Options

ADD_SHLF	ADDTK	CBO	CCO	CFNTO	CFP	CFRMO	CHGDRW	CLIP	CMAT	CND	CSDGBK	DRT	DRWSEC	DRWTK	EX	EX_OL	FBFL	FD
		✓	✓	✓				✓		✓	✓				✓	✓	✓	✓

FDSRTBTM	FLUT[1]	FTK	ID	IH	INVFRM	IW	LIGHT	MIP	OBRB	PFINBTMB	RD	RECTK	RECTK_6	RECTKFRT6	RH	ROSFLUT	RT
	✓	✓		✓			✓	✓	✓		✓	✓	✓	✓	✓	✓	

RW	SBCADDY	SBCADDYSM	SCPDRW	SRT	STW	TD	TKP	TVR	UDBX	URT	VTK	WS[2]	WTCD	WTKCUP	WTR
							✓					✓			✓

[1] Fluting both 6″ not available.
[2] Not available with wide stile both.

Base Corner Cabinets

FULL HEIGHT BASE CORNER FULL WIDTH with CURVE PULL-OUT, 34 1/2″ HIGH, 24″ DEEP

storage SOLUTIONS

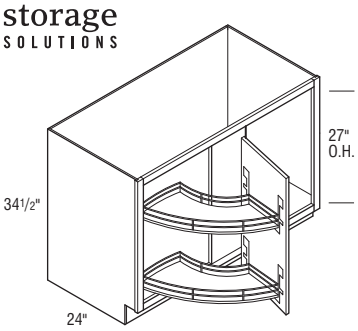

	Cubic Feet	1	2	3	4	5	6	7
BCFWFH48CRVPO L or R	27.3	2982	3062	3126	3232	3326	3516	3706

- Includes one 3″ filler, shipped unattached.
- Pull-out features two chrome and wood curve shaped shelves.
- 60 lb. weight capacity per shelf.
- Door is attached to top and bottom shelves of pull-out.
- Can be pulled 3″.
- Pull-out features Smart Stop slides.
- Not available on Inset or Beaded Inset Styles.

Door & Drawer Options

AF	AOMBWB	CC	CG	GAMD	IFHG	MD	PRMD	PTOWB	SHMD	SPLITDR	SPLITDRWS	TCP
			✓	✓		✓	✓		✓			

End Panel Options

AUTH	CSFPE	EXBK	FFD	FL/FR	FPE	INTGE	IPE
✓	✓	✓	✓	✓	✓	✓	

Custom Modification Options

ADD_SHLF	ADDTK	CBO	CCO	CFNTO	CFP	CFRMO	CHGDRW	CLIP	CMAT	CND	CSDGBK	DRT	DRWSEC	DRWTK	EX	EX_OL	FBFL	FD
		✓	✓	✓		✓				✓	✓				✓	✓	✓	✓

FDSRTBTM	FLUT	FTK	ID	IH	INVFRM	IW	LIGHT	MIP	OBRB	PFINBTMB	RD	RECTK	RECTK_6	RECTKFRT6	RH	ROSFLUT	RT
	✓	✓						✓	✓			✓	✓	✓		✓	

RW	SBCADDY	SBCADDYSM	SCPDRW	SRT	STW	TD	TKP	TVR	UDBX	URT	VTK	WS	WTCD	WTKCUP	WTR
												✓			✓

TWO DRAWER BASE CORNER FULL WIDTH with CURVE PULL-OUT, 34 1/2″ HIGH, 24″ DEEP

storage SOLUTIONS

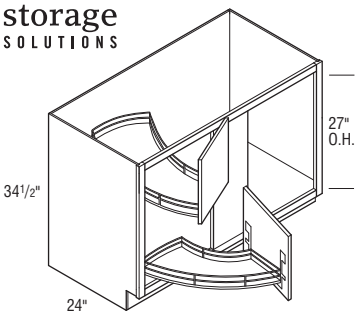

	Cubic Feet	1	2	3	4	5	6	7
BCFW2D48CRVPO L or R	27.3	3573	3654	3718	3823	3917	4107	4297

- Includes one 3″ filler, shipped unattached.
- Pull-out features two chrome and wood curve shaped shelves.
- 60 lb. weight capacity per shelf.
- Pull-out shelves are attached to the drawer fronts. Each drawer front opens independently.
- Can be pulled 3″.
- Pull-out features Smart Stop slides.
- Not available on Inset or Beaded Inset Styles.

Door & Drawer Options

AF	AOMBWB	CC	CG	GAMD	IFHG	MD	PRMD	PTOWB	SHMD	SPLITDR	SPLITDRWS	TCP
			✓	✓		✓	✓		✓			

End Panel Options

AUTH	CSFPE	EXBK	FFD	FL/FR	FPE	INTGE	IPE
✓	✓	✓	✓	✓	✓	✓	

Custom Modification Options

ADD_SHLF	ADDTK	CBO	CCO	CFNTO	CFP	CFRMO	CHGDRW	CLIP	CMAT	CND	CSDGBK	DRT	DRWSEC	DRWTK	EX	EX_OL	FBFL	FD
		✓	✓	✓	✓	✓				✓	✓				✓	✓	✓	✓

FDSRTBTM	FLUT	FTK	ID	IH	INVFRM	IW	LIGHT	MIP	OBRB	PFINBTMB	RD	RECTK	RECTK_6	RECTKFRT6	RH	ROSFLUT	RT
	✓	✓		✓				✓	✓			✓	✓	✓		✓	

RW	SBCADDY	SBCADDYSM	SCPDRW	SRT	STW	TD	TKP	TVR	UDBX	URT	VTK	WS	WTCD	WTKCUP	WTR
												✓			✓

IH/RH availability charts starting on page G•40.
IW/RW availability charts starting on page G•46.

BASE CORNER FULL WIDTH PENINSULA, 34 1/2″ HIGH, 24″ DEEP

	Cubic Feet	1	2	3	4	5	6	7
BCFW39P L or R	22.4	2632	2752	2851	3004	3148	3435	3722
BCFW42P L or R	24.0	2688	2813	2917	3061	3228	3512	3796
BCFW48P L or R	27.3	2929	3067	3177	3345	3507	3821	4135

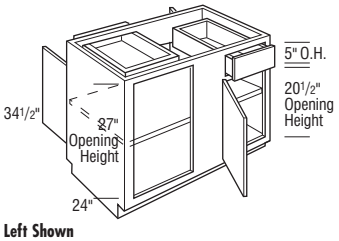

Left Shown

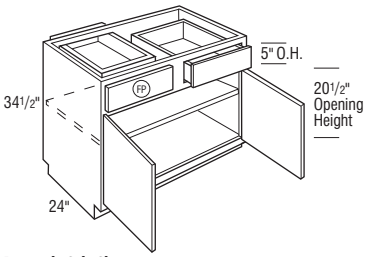

Peninsula Side Shown

FP **False Panel**

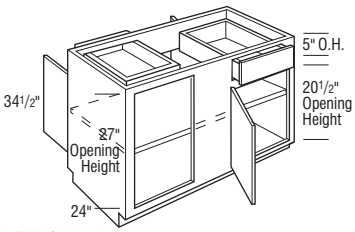

BCFW48P L or R
Left Shown

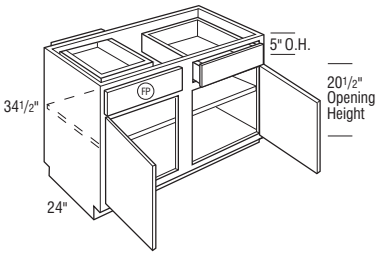

BCFW48P L or R
Peninsula Side Shown

FP **False Panel**

Notes below apply to all products in section above:

- Includes two 3″ fillers, shipped unattached.
- Specify location of modification for front or peninsula side.
- One adjustable Full Depth Shelf.
- Door will be hinged on same side as blind.
- Peninsula side with one cabinet false panel and one drawer.
- Use of filler or Extended Stile is required for full overlay doors to operate properly.
- Reduced Depths available in 1/4″ increments from 12″ to 23 3/4″.

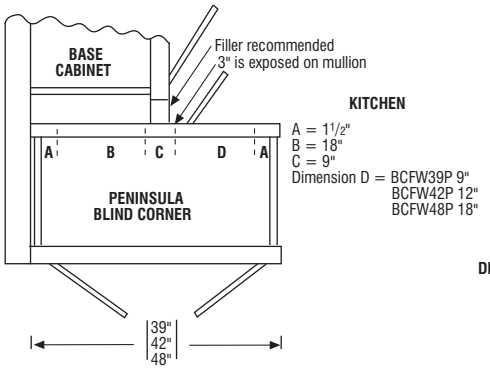

Top View

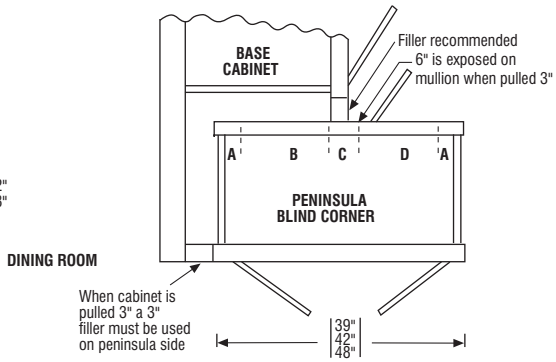

Top View, Pulled 3″

Door & Drawer Options

AF	AOMBWB	CC	CG	GAMD	IFHG	MD	PRMD	PTOWB	SHMD	SPLITDR	SPLITDRWS	TCP
			✓	✓	✓	✓	✓		✓			

End Panel Options

AUTH	CSFPE	EXBK	FFD	FL/FR	FPE	INTGE	IPE
✓	✓			✓	✓	✓	✓

Custom Modification Options

ADD_SHLF	ADDTK	CBO	CCO	CFNTO	CFP	CFRMO	CHGDRW	CLIP	CMAT	CND	CSDGBK	DRT	DRWSEC	DRWTK	EX	EX_OL	FBFL	FD
		✓	✓	✓	✓	✓		✓		✓					✓	✓	✓	✓

FDSRTBTM	FLUT[1]	FTK	ID	IH	INVFRM	IW	LIGHT	MIP	OBRB	PFINBTMB	RD	RECTK	RECTK_6	RECTKFRT6	RH	ROSFLUT	RT
	✓	✓	✓	✓	✓			✓	✓		✓	✓	✓	✓	✓	✓	

RW	SBCADDY	SBCADDYSM	SCPDRW	SRT	STW	TD	TKP	TVR	UDBX	URT	VTK	WS[2]	WTCD	WTKCUP	WTR
			✓				✓				✓	✓			✓

[1] 6″ fluting not available on 39″ or 42″ wide.
[2] Not available with wide stile both.

Base Lazy Susan & Corner Sink Base Cabinets

BASE LAZY SUSAN, 34 1/2″ HIGH

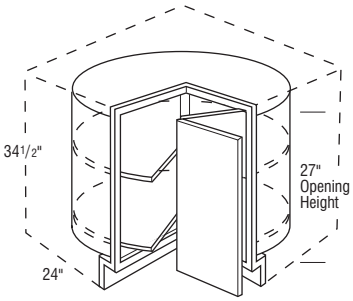

	Cubic Feet	1	2	3	4	5	6	7
BLS33 L or R	12.9	2447	2568	2658	2802	2966	3241	3516
• Wood pan size is 18″.								
BLS36 L or R	19.1	2465	2581	2674	2818	2986	3263	3540
• Wood Pan size is 24″.								

Notes below apply to all products in section above:

- Not available on Inset and Beaded Inset styles.
- Use Lazy Susan Base End Panel panel for end application.
- Doors are connected with bifold hinge.

Door & Drawer Options

AF	AOMBWB	CC	CG	GAMD	IFHG	MD	PRMD	PTOWB	SHMD	SPLITDR	SPLITDRWS	TCP

End Panel Options

AUTH	CSFPE	EXBK	FFD	FL/FR	FPE	INTGE	IPE

Custom Modification Options

ADD_SHLF	ADDTK	CBO	CCO	CFNTO	CFP	CFRMO	CHGDRW	CLIP	CMAT	CND	CSDGBK	DRT	DRWSEC	DRWTK	EX	EX_OL	FBFL	FD
		✓	✓							✓					✓	✓		

FDSRTBTM	FLUT[1]	FTK[2]	ID	IH	INVFRM	IW	LIGHT	MIP	OBRB	PFINBTMB	RD	RECTK	RECTK_6	RECTKFRT6	RH	ROSFLUT	RT
	✓	✓														✓	

RW	SBCADDY	SBCADDYSM	SCPDRW	SRT	STW	TD	TKP	TVR	UDBX	URT	VTK	WS	WTCD	WTKCUP	WTR
											✓				✓

[1] Not available with 6″ fluting.
[2] Not available with FTKAV and style B-L.

CORNER SINK BASE without SHELF, 34 1/2″ HIGH, 24″ DEEP

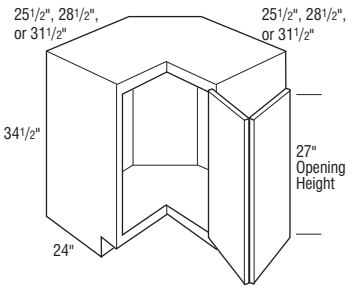

	Cubic Feet	1	2	3	4	5	6	7
CS36 L or R	30.1	2339	2446	2535	2671	2809	3062	3315
CS39 L or R	33.0	3040	3178	3295	3472	3651	3979	4307
CS42 L or R	35.9	3192	3337	3460	3645	3833	4178	4523

- Doors are connected with a bifold hinge.

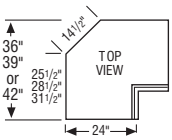

Door & Drawer Options

AF	AOMBWB	CC	CG	GAMD	IFHG	MD	PRMD	PTOWB	SHMD	SPLITDR	SPLITDRWS	TCP
					✓							

End Panel Options

AUTH	CSFPE	EXBK	FFD	FL/FR	FPE	INTGE	IPE
✓	✓	✓		✓	✓		

Custom Modification Options

ADD_SHLF	ADDTK	CBO	CCO	CFNTO	CFP	CFRMO	CHGDRW	CLIP	CMAT	CND	CSDGBK	DRT	DRWSEC	DRWTK	EX	EX_OL	FBFL	FD
										✓					✓	✓		

FDSRTBTM	FLUT[1]	FTK[2]	ID	IH	INVFRM	IW	LIGHT	MIP	OBRB	PFINBTMB	RD	RECTK	RECTK_6	RECTKFRT6	RH	ROSFLUT	RT
	✓	✓		✓			✓	✓				✓			✓	✓	

RW	SBCADDY	SBCADDYSM	SCPDRW	SRT	STW	TD	TKP	TVR	UDBX	URT	VTK	WS	WTCD	WTKCUP	WTR
							✓				✓				✓

[1] Not available with 6″ fluting.
[2] Not available with FTKAV and style B-L.

IH/RH availability charts starting on page G•40.
IW/RW availability charts starting on page G•46.

ASYMMETRICAL BASE EASY REACH, 34 1/2″ HIGH

	Cubic Feet	1	2	3	4	5	6	7
BER3336 L or R	30.1	2863	3005	3104	3273	3452	3761	4070
BER3633 L or R	30.1	2863	3005	3104	3273	3452	3761	4070

- Units include one fixed shelf.
- Doors are connected with a bifold hinge.

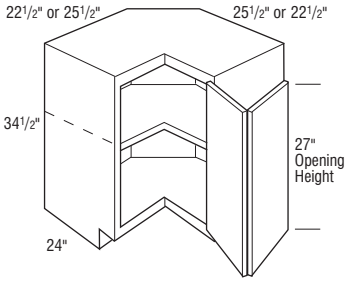

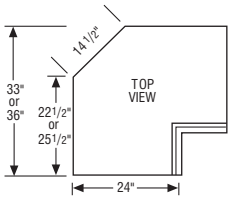

Door & Drawer Options

AF	AOMBWB	CC	CG	GAMD	IFHG	MD	PRMD	PTOWB	SHMD	SPLITDR	SPLITDRWS	TCP
					✓							

End Panel Options

AUTH	CSFPE	EXBK	FFD	FL/FR	FPE	INTGE	IPE
✓	✓	✓		✓	✓		

Custom Modification Options

ADD_SHLF	ADDTK	CBO	CCO	CFNTO	CFP	CFRMO	CHGDRW	CLIP	CMAT	CND	CSDGBK	DRT	DRWSEC	DRWTK	EX	EX_OL	FBFL	FD
		✓	✓							✓					✓	✓		

FDSRTBTM	FLUT[1]	FTK[2]	ID	IH	INVFRM	IW	LIGHT	MIP	OBRB	PFINBTMB	RD	RECTK	RECTK_6	RECTKFRT6	RH	ROSFLUT	RT
	✓	✓		✓			✓	✓				✓			✓	✓	

RW	SBCADDY	SBCADDYSM	SCPDRW	SRT	STW	TD	TKP	TVR	UDBX	URT	VTK	WS	WTCD	WTKCUP	WTR
							✓				✓				✓

[1] Not available with 6″ fluting.
[2] Not available with FTKAV and style B-L.

DIAGONAL CORNER SINK BASE without SHELF, 34 1/2″ HIGH, 24″ DEEP

DAB36 L or R	30.1	2500	2623	2714	2866	3024	3309	3594

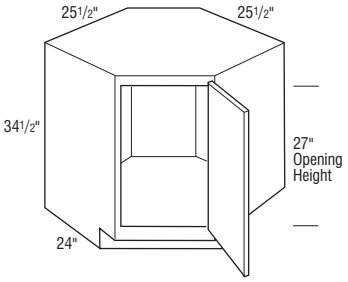

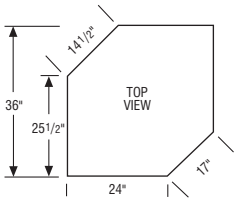

Door & Drawer Options

AF	AOMBWB	CC	CG	GAMD	IFHG	MD	PRMD	PTOWB	SHMD	SPLITDR	SPLITDRWS	TCP
			✓	✓	✓	✓	✓		✓			

End Panel Options

AUTH	CSFPE	EXBK	FFD	FL/FR	FPE	INTGE	IPE
✓	✓	✓	✓	✓	✓	✓	✓

Custom Modification Options

ADD_SHLF	ADDTK	CBO	CCO	CFNTO	CFP	CFRMO	CHGDRW	CLIP	CMAT	CND	CSDGBK	DRT	DRWSEC	DRWTK	EX	EX_OL[1]	FBFL	FD
		✓	✓	✓		✓				✓					✓			

FDSRTBTM	FLUT	FTK	ID	IH	INVFRM	IW	LIGHT	MIP	OBRB	PFINBTMB	RD	RECTK	RECTK_6	RECTKFRT6	RH	ROSFLUT	RT
		✓		✓			✓	✓				✓			✓		

RW	SBCADDY	SBCADDYSM	SCPDRW	SRT	STW	TD	TKP	TVR	UDBX	URT	VTK	WS	WTCD	WTKCUP	WTR
							✓	✓			✓				✓

[1] Only available on extended stile both.

Diagonal Base & Base Easy Reach Cabinets

DIAGONAL BASE with FULL SHELF, 34 1/2″ HIGH, 24″ DEEP

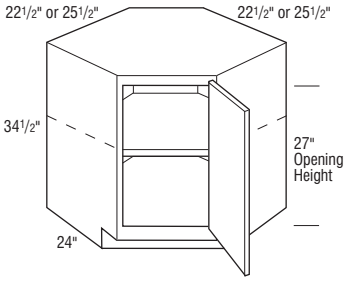

	Cubic Feet	1	2	3	4	5	6	7
DAB33FS L or R	25.5	2557	2680	2775	2926	3098	3384	3670
DAB36FS L or R	30.1	2681	2813	2919	2946	3234	3537	3840

- Units include one fixed shelf.

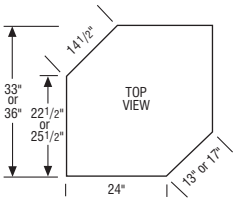

Door & Drawer Options

AF	AOMBWB	CC	CG	GAMD	IFHG	MD	PRMD[1]	PTOWB	SHMD	SPLITDR	SPLITDRWS	TCP
			✓	✓	✓	✓	✓		✓			

End Panel Options

AUTH	CSFPE	EXBK	FFD	FL/FR	FPE	INTGE	IPE
✓	✓	✓	✓	✓	✓	✓	✓

Custom Modification Options

ADD_SHLF	ADDTK	CBO	CCO	CFNTO	CFP	CFRMO	CHGDRW	CLIP	CMAT	CND	CSDGBK	DRT	DRWSEC	DRWTK	EX	EX_OL[2]	FBFL	FD
		✓	✓	✓		✓				✓					✓			

FDSRTBTM	FLUT	FTK	ID	IH	INVFRM	IW	LIGHT	MIP	OBRB	PFINBTMB	RD	RECTK	RECTK_6	RECTKFRT6	RH	ROSFLUT	RT
		✓		✓			✓	✓				✓			✓		

RW	SBCADDY	SBCADDYSM	SCPDRW	SRT	STW	TD	TKP	TVR[3]	UDBX	URT	VTK	WS	WTCD	WTKCUP	WTR
							✓	✓			✓				✓

[1] Not available on 33″ wide.
[2] Only available on extended stile both.
[3] TVRAV and style B-L not available on 33″ wide.

BASE EASY REACH, 34 1/2″ HIGH, 24″ DEEP

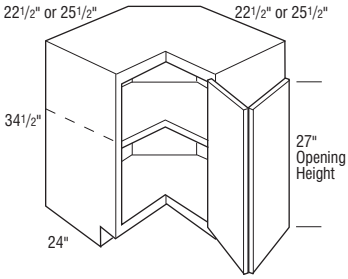

BER33 L or R	25.5	2489	2612	2698	2845	3002	3270	3538
BER36 L or R	30.1	2489	2613	2699	2846	3002	3270	3538

- Includes one fixed shelf.
- Doors are connected with bifold hinge.

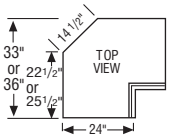

Door & Drawer Options

AF	AOMBWB	CC	CG	GAMD	IFHG	MD	PRMD	PTOWB	SHMD	SPLITDR	SPLITDRWS	TCP
					✓							

End Panel Options

AUTH	CSFPE	EXBK	FFD	FL/FR	FPE	INTGE	IPE
✓	✓	✓		✓	✓		

Custom Modification Options

ADD_SHLF	ADDTK	CBO	CCO	CFNTO	CFP	CFRMO	CHGDRW	CLIP	CMAT	CND	CSDGBK	DRT	DRWSEC	DRWTK	EX	EX_OL	FBFL	FD
		✓	✓							✓					✓	✓		

FDSRTBTM	FLUT	FTK	ID	IH	INVFRM	IW	LIGHT	MIP	OBRB	PFINBTMB	RD	RECTK	RECTK_6	RECTKFRT6	RH	ROSFLUT	RT
	✓	✓		✓			✓	✓				✓			✓	✓	

RW	SBCADDY	SBCADDYSM	SCPDRW	SRT	STW	TD	TKP	TVR	UDBX	URT	VTK	WS	WTCD	WTKCUP	WTR
							✓				✓				✓

IH/RH availability charts starting on page G•40.
IW/RW availability charts starting on page G•46.

BASE EASY REACH with REDUCED SHELF, 34 1/2″ HIGH, 24″ DEEP

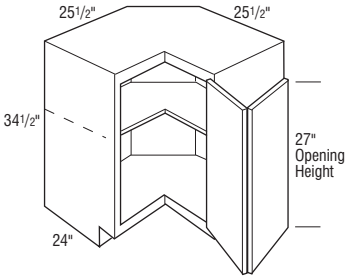

	Cubic Feet	1	2	3	4	5	6	7
BER36RS L or R	30.1	2489	2613	2699	2846	3002	3270	3538

- Doors are connected with a bifold hinge.
- Unit includes one fixed shelf.
- Fixed shelf reduced 3″.

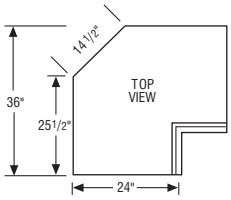

Door & Drawer Options

AF	AOMBWB	CC	CG	GAMD	IFHG	MD	PRMD	PTOWB	SHMD	SPLITDR	SPLITDRWS	TCP
					✓							

End Panel Options

AUTH	CSFPE	EXBK	FFD	FL/FR	FPE	INTGE	IPE
✓	✓	✓		✓	✓		

Custom Modification Options

ADD_SHLF	ADDTK	CBO	CCO	CFNTO	CFP	CFRMO	CHGDRW	CLIP	CMAT	CND	CSDGBK	DRT	DRWSEC	DRWTK	EX	EX_OL	FBFL	FD
		✓	✓							✓					✓	✓		

FDSRTBTM	FLUT[1]	FTK[2]	ID	IH	INVFRM	IW	LIGHT	MIP	OBRB	PFINBTMB	RD	RECTK	RECTK_6	RECTKFRT6	RH	ROSFLUT	RT
	✓	✓		✓			✓	✓				✓			✓	✓	

RW	SBCADDY	SBCADDYSM	SCPDRW	SRT	STW	TD	TKP	TVR	UDBX	URT	VTK	WS	WTCD	WTKCUP	WTR
							✓				✓				✓

[1] Not available with 6″ fluting.
[2] Not available with FTKAV and style B-L.

Super Lazy Susan Cabinets

SUPER LAZY SUSAN with CHROME RAIL and REDUCED SHELF, 34 1/2″ HIGH

storage SOLUTIONS

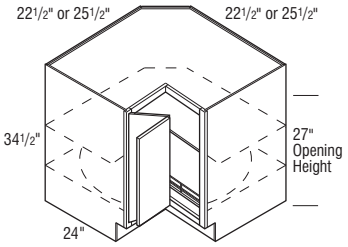

	Cubic Feet	1	2	3	4	5	6	7
SLSCR33RS L or R	25.5	3052	3201	3314	3494	3702	4044	4386

- Tray diameter is 28″.
- Not available on Inset and Beaded Inset styles.

SLSCR36RS L or R	30.1	3136	3286	3401	3587	3799	4148	4497

- Tray diameter is 32″.

Notes below apply to all products in section above:

- Doors are connected with a bifold hinge.
- Unit includes chrome rail Lazy Susan on bottom and a reduced fixed shelf on top.
- Fixed shelf is reduced 3″.

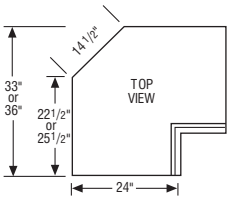

Door & Drawer Options

AF	AOMBWB	CC	CG	GAMD	IFHG[1]	MD	PRMD	PTOWB	SHMD	SPLITDR	SPLITDRWS	TCP
					✓							

End Panel Options

AUTH	CSFPE	EXBK	FFD	FL/FR	FPE	INTGE	IPE
✓	✓	✓		✓	✓		

Custom Modification Options

ADD_SHLF	ADDTK	CBO	CCO	CFNTO	CFP	CFRMO	CHGDRW	CLIP	CMAT	CND	CSDGBK	DRT	DRWSEC	DRWTK	EX	EX_OL	FBFL	FD
		✓								✓					✓	✓		

FDSRTBTM	FLUT[2]	FTK[3]	ID	IH	INVFRM	IW	LIGHT	MIP	OBRB	PFINBTMB	RD	RECTK	RECTK_6	RECTKFRT6	RH	ROSFLUT	RT
	✓	✓		✓				✓				✓			✓	✓	

RW	SBCADDY	SBCADDYSM	SCPDRW	SRT	STW	TD	TKP	TVR	UDBX	URT	VTK	WS	WTCD	WTKCUP	WTR
							✓				✓				✓

[1] Not available on 33″ wide.
[2] Not available with 6″ fluting.
[3] Not available with FTKAV and style B-L.

IH/RH availability charts starting on page G•40.
IW/RW availability charts starting on page G•46.

BASE EASY REACH with LAZY SUSAN and DIAGONAL BASE with FULL HEIGHT DOOR and LAZY SUSAN, 34 1/2″ HIGH, 24″ DEEP

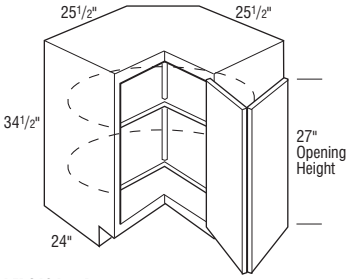

BER36S L or R

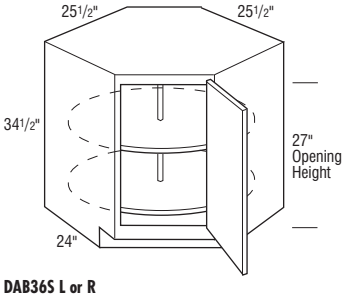

DAB36S L or R

	Cubic Feet	1	2	3	4	5	6	7
BER36S L or R	30.1	2990	3136	3245	3422	3624	3960	4296

- Doors are connected with a bifold hinge.
- Pan diameter is 28″.

DAB36S L or R	30.1	3213	3370	3486	3676	3895	4253	4611

- Wood pans are adjustable and rotate individually.
- Pan diameter is 28″.

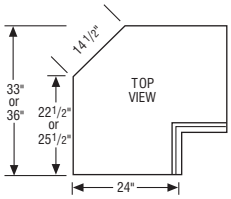

BER36S L or R

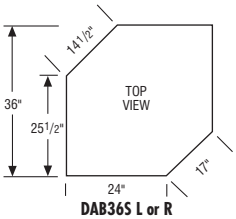

DAB36S L or R

Door & Drawer Options

AF	AOMBWB	CC	CG[1]	GAMD[1]	IFHG	MD[1]	PRMD[1]	PTOWB	SHMD[1]	SPLITDR	SPLITDRWS	TCP
			✓	✓	✓	✓	✓		✓			

End Panel Options

AUTH	CSFPE	EXBK	FFD[1]	FL/FR	FPE	INTGE[1]	IPE
✓	✓	✓	✓	✓	✓	✓	✓

Custom Modification Options

ADD_SHLF	ADDTK	CBO	CCO	CFNTO[1]	CFP	CFRMO[1]	CHGDRW	CLIP	CMAT	CND	CSDGBK	DRT	DRWSEC	DRWTK	EX[2]	EX_OL[2]	FBFL	FD
		✓	✓	✓		✓				✓					✓	✓		

FDSRTBTM	FLUT[3]	FTK[4]	ID	IH	INVFRM	IW	LIGHT[1]	MIP	OBRB	PFINBTMB	RD	RECTK	RECTK_6	RECTKFRT6	RH	ROSFLUT[2]	RT
	✓	✓					✓	✓				✓				✓	

RW	SBCADDY	SBCADDYSM	SCPDRW	SRT	STW	TD	TKP	TVR[1]	UDBX	URT	VTK	WS	WTCD	WTKCUP	WTR
							✓	✓			✓				✓

[1] Not available on BER36S L or R version.
[2] Not available on DAB36S L or R version.
[3] Not available on DAB36S L or R version. Not available with 6″ fluting.
[4] FTKAV and style B-L not available with BER36S L or R version.

Super Lazy Susan Cabinets

SUPER LAZY SUSAN, 34 1/2″ HIGH

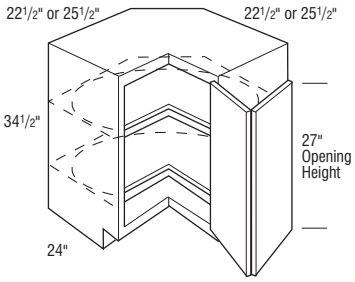

	Cubic Feet	1	2	3	4	5	6	7
SLSW3336 L or R	25.5	3944	4136	4283	4515	4785	5222	5659
SLSW3633 L or R	25.5	3944	4136	4283	4515	4785	5222	5659

- Pan diameter is 28″.

SLSW33 L or R	30.1	3430	3596	3724	3926	4160	4541	4922
SLSW36 L or R	30.1	3642	3819	3955	4167	4416	4822	5228

- Pan diameter is 32″.

Notes below apply to all products in section above:

- Doors are connected with a bifold hinge.
- 33″ wide not available on Inset or Beaded Inset styles.

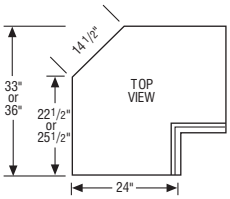

Door & Drawer Options

AF	AOMBWB	CC	CG	GAMD	IFHG[1]	MD	PRMD	PTOWB	SHMD	SPLITDR	SPLITDRWS	TCP
					✓							

End Panel Options

AUTH	CSFPE	EXBK[2]	FFD	FL/FR	FPE	INTGE	IPE
✓	✓	✓		✓	✓		

Custom Modification Options

ADD_SHLF	ADDTK	CBO	CCO	CFNTO	CFP	CFRMO	CHGDRW	CLIP	CMAT	CND	CSDGBK	DRT	DRWSEC	DRWTK	EX	EX_OL	FBFL	FD
		✓								✓					✓	✓		

FDSRTBTM	FLUT[3]	FTK[4]	ID	IH	INVFRM	IW	LIGHT	MIP	OBRB	PFINBTMB	RD	RECTK	RECTK_6	RECTKFRT6	RH	ROSFLUT	RT
	✓	✓		✓				✓				✓			✓	✓	

RW	SBCADDY	SBCADDYSM	SCPDRW	SRT	STW	TD	TKP	TVR	UDBX	URT	VTK	WS	WTCD	WTKCUP	WTR
							✓				✓				✓

[1] Not available with SLSW**** L or R versions.
[2] Not available on 36″ wide.
[3] Not available with 6″ fluting.
[4] Not available with FTKAV and style B-L.

IH/RH availability charts starting on page G•40.
IW/RW availability charts starting on page G•46.

DIAGONAL BASE with FULL HEIGHT DOOR and SUPER LAZY SUSAN, 34 1/2″ HIGH, 24″ DEEP

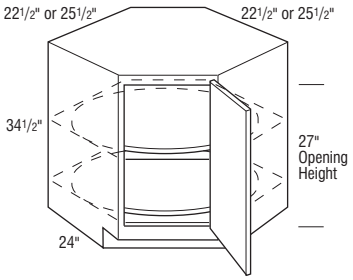

	Cubic Feet	1	2	3	4	5	6	7
DAB33SLS L or R	25.5	3728	3909	4046	4267	4518	4935	5352
• Tray diameter is 28″.								
DAB36SLS L or R	30.1	3961	4152	4296	4531	4800	5242	5684
• Tray diameter is 32″.								

Notes below apply to all products in section above:

- Wood Pans attached to fixed shelf, do rotate individually.
- Recommend hinging on the larger side on bifold units.

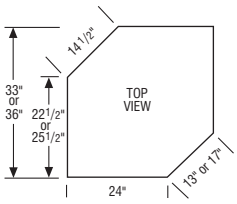

Door & Drawer Options

AF	AOMBWB	CC	CG	GAMD	IFHG	MD	PRMD	PTOWB	SHMD	SPLITDR	SPLITDRWS	TCP
			✓	✓	✓	✓	✓		✓			

End Panel Options

AUTH	CSFPE	EXBK	FFD	FL/FR	FPE	INTGE	IPE
✓	✓	✓	✓	✓	✓	✓	✓

Custom Modification Options

ADD_SHLF	ADDTK	CBO	CCO	CFNTO	CFP	CFRMO	CHGDRW	CLIP	CMAT	CND	CSDGBK	DRT	DRWSEC	DRWTK	EX	EX_OL	FBFL	FD
		✓	✓	✓		✓				✓					✓			

FDSRTBTM	FLUT	FTK[1]	ID	IH	INVFRM	IW	LIGHT	MIP	OBRB	PFINBTMB	RD	RECTK	RECTK_6	RECTKFRT6	RH	ROSFLUT	RT
		✓		✓	✓		✓	✓				✓			✓		

RW	SBCADDY	SBCADDYSM	SCPDRW	SRT	STW	TD	TKP	TVR	UDBX	URT	VTK	WS	WTCD	WTKCUP	WTR
							✓	✓			✓				✓

[1] FTKAV and style B-L not available on 33″ wide.

Super Lazy Susan Cabinets

SUPER LAZY SUSAN with CHROME RAIL, 34 1/2″ HIGH

storage SOLUTIONS

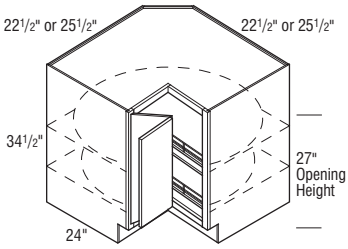

	Cubic Feet	1	2	3	4	5	6	7
SLSCR3336 L or R	25.5	5112	5363	5550	5853	6200	6769	7338
SLSCR3633 L or R	25.5	5112	5363	5550	5853	6200	6769	7338

- Tray diameter is 28″.

SLSCR33 L or R	25.5	4445	4663	4826	5089	5391	5887	6383
SLSCR36 L or R	30.1	4583	4808	4975	5250	5559	6067	6575

- Tray diameter is 32″.

Notes below apply to all products in section above:

- Doors are connected with a bifold hinge.
- Wood Pans attached to fixed shelf, do rotate individually.
- 33″ wide not available on Inset or Beaded Inset styles.

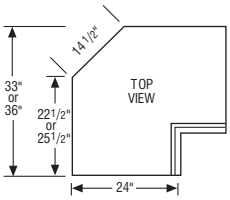

Door & Drawer Options

AF	AOMBWB	CC	CG	GAMD	IFHG[1]	MD	PRMD	PTOWB	SHMD	SPLITDR	SPLITDRWS	TCP
					✓							

End Panel Options

AUTH	CSFPE	EXBK	FFD	FL/FR	FPE	INTGE	IPE
✓	✓	✓		✓	✓		

Custom Modification Options

ADD_SHLF	ADDTK	CBO	CCO	CFNTO	CFP	CFRMO	CHGDRW	CLIP	CMAT	CND	CSDGBK	DRT	DRWSEC	DRWTK	EX	EX_OL	FBFL	FD
		✓								✓					✓	✓		

FDSRTBTM	FLUT[2]	FTK[3]	ID	IH	INVFRM	IW	LIGHT	MIP	OBRB	PFINBTMB	RD	RECTK	RECTK_6	RECTKFRT6	RH	ROSFLUT	RT
	✓	✓		✓				✓				✓			✓	✓	

RW	SBCADDY	SBCADDYSM	SCPDRW	SRT	STW	TD	TKP	TVR	UDBX	URT	VTK	WS	WTCD	WTKCUP	WTR
							✓				✓				✓

[1] Not available with SLSCR**** L or R versions or 33″ wide.
[2] Not available with 6″ fluting.
[3] Not available with FTKAV and style B-L.

IH/RH availability charts starting on page G•40.
IW/RW availability charts starting on page G•46.

SUPER LAZY SUSAN with CHROME RAIL and CORNER DRAWER, 34 1/2″ HIGH

storage SOLUTIONS

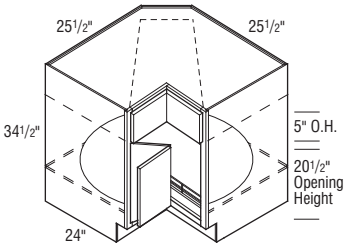

	Cubic Feet	1	2	3	4	5	6	7
SLSCR36CD L or R	30.1	5031	5273	5460	5757	6096	6660	7224

- Doors are connected with a bifold hinge.
- Tray diameter is 32″.
- Allow for proper clearance of drawer head when specifying corner drawer cabinets next to appliances.
- Will have 1″ of exposed frame rail so drawer fronts will clear doors and drawer front of adjacent cabinets.
- Not available on Inset and Beaded Inset styles.

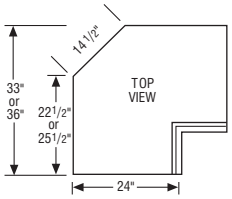

Door & Drawer Options

AF	AOMBWB	CC	CG	GAMD	IFHG	MD	PRMD	PTOWB	SHMD	SPLITDR	SPLITDRWS	TCP

End Panel Options

AUTH	CSFPE	EXBK	FFD	FL/FR	FPE	INTGE	IPE
✓	✓	✓		✓	✓		

Custom Modification Options

ADD_SHLF	ADDTK	CBO	CCO	CFNTO	CFP	CFRMO	CHGDRW	CLIP	CMAT	CND	CSDGBK	DRT	DRWSEC	DRWTK	EX	EX_OL	FBFL	FD
		✓								✓					✓	✓		

FDSRTBTM	FLUT[1]	FTK[2]	ID	IH	INVFRM	IW	LIGHT	MIP	OBRB	PFINBTMB	RD	RECTK	RECTK_6	RECTKFRT6	RH	ROSFLUT	RT
	✓	✓		✓				✓				✓			✓	✓	

RW	SBCADDY	SBCADDYSM	SCPDRW	SRT	STW	TD	TKP	TVR	UDBX	URT	VTK	WS	WTCD	WTKCUP	WTR
							✓				✓				✓

[1] Not available with 6″ fluting.
[2] Not available with FTKAV and style B-L.

BASE ROTATING DEEP BIN, 36″ WIDE

storage SOLUTIONS

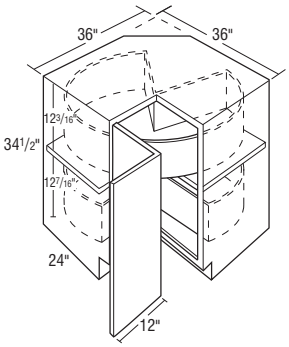

	Cubic Feet	1	2	3	4	5	6	7
BRDB36 L or R	30.1	4133	4333	4487	4729	5011	5472	5933

- Doors are connected with a bifold hinge.
- BRDB36 L or R shelves are 30″ diameter. Bins are 6″ tall.
- Decorative hardware screws must be countersunk to prevent scratching of adjacent cabinets and face frame of BRDB.
- Integrated Smart Stop hinge not included.
- Inside bottom of lower deep susan to the fixed shelf is 12 7/16″ high.
- Inside bottom of upper deep susan to the bottom of face frame cross rail is 12 3/16″ high.

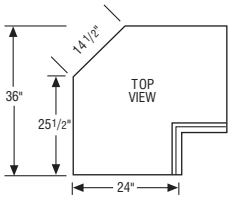

Door & Drawer Options

AF	AOMBWB	CC	CG	GAMD	IFHG	MD	PRMD	PTOWB	SHMD	SPLITDR	SPLITDRWS	TCP
					✓							

End Panel Options

AUTH	CSFPE	EXBK	FFD	FL/FR	FPE	INTGE	IPE
✓	✓			✓	✓		

Custom Modification Options

ADD_SHLF	ADDTK	CBO	CCO	CFNTO	CFP	CFRMO	CHGDRW	CLIP	CMAT	CND	CSDGBK	DRT	DRWSEC	DRWTK	EX	EX_OL	FBFL	FD
		✓								✓					✓	✓		

FDSRTBTM	FLUT[1]	FTK[2]	ID	IH	INVFRM	IW	LIGHT	MIP	OBRB	PFINBTMB	RD	RECTK	RECTK_6	RECTKFRT6	RH	ROSFLUT	RT
	✓	✓		✓				✓				✓			✓	✓	

RW	SBCADDY	SBCADDYSM	SCPDRW	SRT	STW	TD	TKP	TVR	UDBX	URT	VTK	WS	WTCD	WTKCUP	WTR
							✓				✓				✓

[1] Not available with 6″ fluting.
[2] Not available with FTKAV and style B-L.

Lazy Susan Pull-out & Three Corner Drawer Base Cabinets

LAZY SUSAN PULL-OUT, 34 1/2″ HIGH, 36″ WIDE

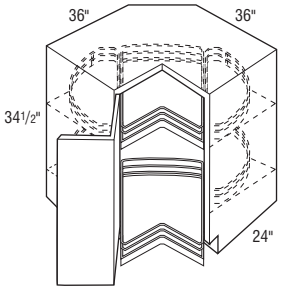

	Cubic Feet	1	2	3	4	5	6	7
LSP36 L or R	20.8	4865	5089	5257	5530	5838	6351	6864

- Doors are connected with a bifold hinge.
- Roto diameter is 30″.
- Rotos attached to fixed shelf and rotate individually.
- Each roto features two half-moon bins (8 3/8″ x 25 1/2″) with plywood shelves and chrome rail sides.
- Center pull-outs have Smart Stop guides and operate independently.

Door & Drawer Options

AF	AOMBWB	CC	CG	GAMD	IFHG	MD	PRMD	PTOWB	SHMD	SPLITDR	SPLITDRWS	TCP
					✓							

End Panel Options

AUTH	CSFPE	EXBK	FFD	FL/FR	FPE	INTGE	IPE
✓	✓	✓		✓	✓		

Custom Modification Options

ADD_SHLF	ADDTK	CBO	CCO	CFNTO	CFP	CFRMO	CHGDRW	CLIP	CMAT	CND	CSDGBK	DRT	DRWSEC	DRWTK	EX	EX_OL	FBFL	FD
		✓	✓							✓					✓	✓		

FDSRTBTM	FLUT[1]	FTK[2]	ID	IH	INVFRM	IW	LIGHT	MIP	OBRB	PFINBTMB	RD	RECTK	RECTK_6	RECTKFRT6	RH	ROSFLUT	RT
	✓	✓		✓				✓							✓	✓	

RW	SBCADDY	SBCADDYSM	SCPDRW	SRT	STW	TD	TKP	TVR	UDBX	URT	VTK	WS	WTCD	WTKCUP	WTR
												✓			✓

[1] Not available with 6″ fluting.
[2] Not available with FTKAV and style B-L.

THREE CORNER DRAWER BASE, 34 1/2″ HIGH

storage SOLUTIONS

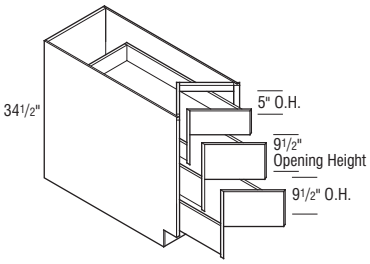

	Cubic Feet	1	2	3	4	5	6	7
3CDB36	13.2	4976	5223	5399	5685	5999	6534	7069

- Must be installed between two cabinets.
- Allow for proper clearance of drawer head when specifying corner drawer cabinets next to appliances.
- Will have less than 3/4″ overlay side reveal for clearance purposes.
- Not available on Inset and Beaded Inset styles.

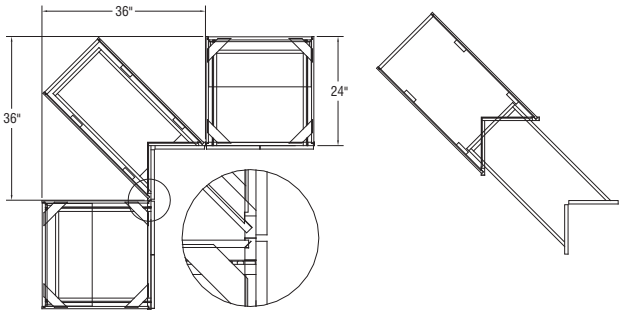

Door & Drawer Options

AF	AOMBWB	CC	CG	GAMD	IFHG	MD	PRMD	PTOWB	SHMD	SPLITDR	SPLITDRWS	TCP

End Panel Options

AUTH	CSFPE	EXBK	FFD	FL/FR	FPE	INTGE	IPE

Custom Modification Options

ADD_SHLF	ADDTK	CBO	CCO	CFNTO	CFP	CFRMO	CHGDRW	CLIP	CMAT	CND	CSDGBK	DRT	DRWSEC	DRWTK	EX	EX_OL[1]	FBFL	FD
		✓														✓		

FDSRTBTM	FLUT	FTK[2]	ID	IH	INVFRM	IW	LIGHT	MIP	OBRB	PFINBTMB	RD	RECTK	RECTK_6	RECTKFRT6	RH	ROSFLUT	RT
		✓						✓	✓								

RW	SBCADDY	SBCADDYSM	SCPDRW	SRT	STW	TD	TKP	TVR	UDBX	URT	VTK	WS	WTCD	WTKCUP	WTR
							✓				✓				✓

[1] Only available on extended stile both.
[2] Not available with FTKAV and style B-L.

IH/RH availability charts starting on page G•40.
IW/RW availability charts starting on page G•46.

BASE SLIDING DOOR ISLAND CABINET, 34 1/2″ HIGH, 24″ DEEP

	Cubic Feet	1	2	3	4	5	6	7
B72SDI	40.6	4211	4418	4578	4833	5082	5552	6022

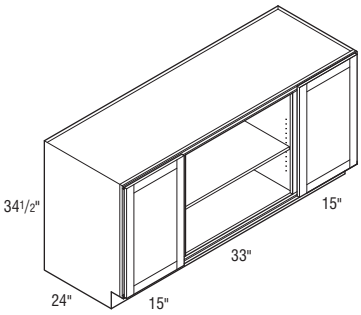

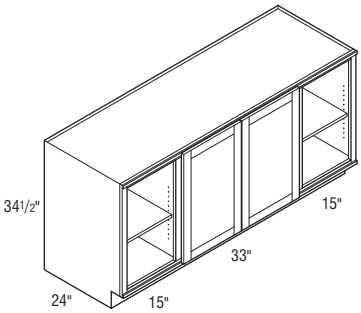

- Cabinet has two Smart Stop Sliding Doors.
- Cabinet has one adjustable full depth shelf in each opening.
- Not available on Inset and Beaded Inset styles.
- Increased depth in 1/4″ increments to 30″.
- Reduced depth in 1/4″ increments to 12″.
- Outside openings 15″ wide. Middle opening is 33″ wide.
- Matching Interior is standard.
- Cabinet is not finished on the back, and would require a skin or panel to finish the back side if used for an island application.

Door & Drawer Options

AF	AOMBWB	CC	CG	GAMD	IFHG	MD	PRMD	PTOWB	SHMD	SPLITDR	SPLITDRWS	TCP

End Panel Options

AUTH	CSFPE	EXBK	FFD	FL/FR	FPE	INTGE	IPE
✓	✓	✓		✓	✓	✓	

Custom Modification Options

ADD_SHLF	ADDTK	CBO	CCO	CFNTO	CFP	CFRMO	CHGDRW	CLIP	CMAT	CND	CSDGBK	DRT	DRWSEC	DRWTK	EX	EX_OL	FBFL	FD
✓																		

FDSRTBTM	FLUT	FTK	ID	IH	INVFRM	IW	LIGHT	MIP	OBRB	PFINBTMB	RD	RECTK	RECTK_6	RECTKFRT6	RH	ROSFLUT	RT
		✓	✓	✓					✓		✓	✓	✓	✓	✓		✓

RW	SBCADDY	SBCADDYSM	SCPDRW	SRT	STW	TD	TKP	TVR	UDBX	URT	VTK	WS	WTCD	WTKCUP	WTR
							✓				✓				

BASE SLIDING DOOR ISLAND CABINET with SLIDING DESK, 34 1/2″ HIGH, 24″ DEEP

storage SOLUTIONS

B72SDIDSK	40.6	4346	4560	4725	4987	5243	5729	6215

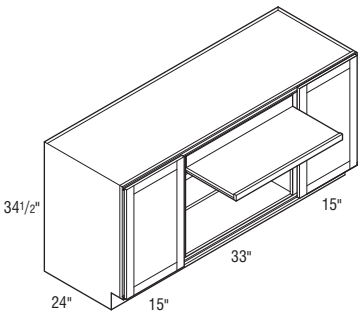

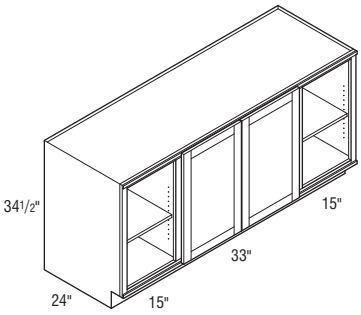

- Cabinet has two Smart Stop Sliding Doors.
- Cabinet has one adjustable full depth shelf in each opening.
- Center section will include a sliding desk with Smart Stop slides.
- Not available on Inset and Beaded Inset styles.
- Increased depth in 1/4″ increments to 30″.
- Outside openings 15″ wide. Middle opening is 33″ wide.
- Matching Interior is standard.
- Cabinet is not finished on the back, and would require a skin or panel to finish the back side if used for an island application.

Door & Drawer Options

AF	AOMBWB	CC	CG	GAMD	IFHG	MD	PRMD	PTOWB	SHMD	SPLITDR	SPLITDRWS	TCP

End Panel Options

AUTH	CSFPE	EXBK	FFD	FL/FR	FPE	INTGE	IPE
✓	✓	✓		✓	✓	✓	

Custom Modification Options

ADD_SHLF	ADDTK	CBO	CCO	CFNTO	CFP	CFRMO	CHGDRW	CLIP	CMAT	CND	CSDGBK	DRT	DRWSEC	DRWTK	EX	EX_OL	FBFL	FD
✓																		

FDSRTBTM	FLUT	FTK	ID	IH	INVFRM	IW	LIGHT	MIP	OBRB	PFINBTMB	RD	RECTK	RECTK_6	RECTKFRT6	RH	ROSFLUT	RT
		✓	✓	✓					✓			✓	✓	✓	✓		✓

RW	SBCADDY	SBCADDYSM	SCPDRW	SRT	STW	TD	TKP	TVR	UDBX	URT	VTK	WS	WTCD	WTKCUP	WTR
							✓				✓				

Base Peninsula Cabinets

BASE PENINSULA, 34 1/2″ HIGH, 24″ DEEP

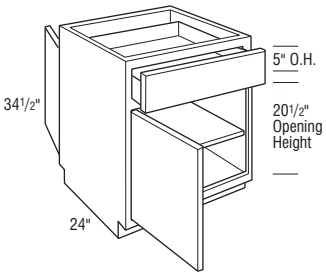

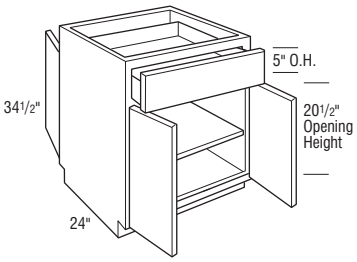

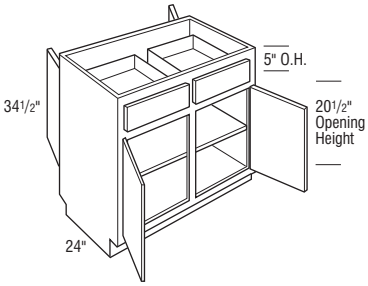

	Cubic Feet	1	2	3	4	5	6	7
B9P L or R	5.8	1674	1751	1811	1908	2015	2203	2391
B12P L or R	7.5	1704	1788	1849	1957	2060	2244	2428
B15P L or R	9.1	1776	1862	1925	2032	2144	2340	2536
B18P L or R	10.8	1836	1924	1998	2101	2215	2420	2625
B21P L or R	12.4	1908	2004	2077	2187	2303	2522	2741
B24P L or R	14.1	1981	2078	2156	2276	2395	2614	2833
B24P	14.1	2375	2488	2579	2714	2862	3126	3390
B27P	15.7	2745	2875	2982	3138	3307	3608	3909
B30P	17.4	2823	2959	3071	3230	3402	3716	4030
B33P	19.0	2870	3012	3121	3282	3464	3782	4100
B36P	20.7	2950	3094	3199	3378	3556	3891	4226
B39P	22.4	3020	3168	3279	3458	3642	3977	4312
B42P	24.0	3203	3365	3481	3676	3861	4224	4587
B45P	25.7	3348	3514	3640	3842	4032	4405	4778
B48P	27.3	3481	3650	3781	3988	4192	4576	4960

Notes below apply to all products in section above:

- One adjustable Full Depth Shelf.
- Peninsula back includes false drawer front and functional doors.
- Specify location of modification for front or peninsula side.
- Reduced Depths available in 1/4″ increments from 12″ to 23 3/4″.
- Exceptions may apply when using IW with Wide stiles. Please reference these sections in Section G for more details.

Door & Drawer Options

AF	AOMBWB	CC	CG	GAMD	IFHG	MD	PRMD[1]	PTOWB	SHMD[2]	SPLITDR[3]	SPLITDRWS[4]	TCP
			✓	✓	✓	✓	✓		✓	✓	✓	

End Panel Options

AUTH	CSFPE	EXBK	FFD	FL/FR[2]	FPE	INTGE	IPE
✓	✓			✓	✓	✓	✓

Custom Modification Options

ADD_SHLF	ADDTK	CBO	CCO	CFNTO	CFP	CFRMO	CHGDRW	CLIP[5]	CMAT	CND	CSDGBK	DRT	DRWSEC[6]	DRWTK	EX	EX_OL	FBFL	FD[7]
		✓	✓		✓			✓		✓			✓		✓	✓		✓

FDSRTBTM	FLUT[8]	FTK[9]	ID	IH	INVFRM[10]	IW[11]	LIGHT	MIP	OBRB	PFINBTMB	RD	RECTK	RECTK_6[12]	RECTKFRT6	RH	ROSFLUT	RT
	✓	✓		✓	✓	✓		✓	✓		✓	✓	✓	✓	✓	✓	

RW	SBCADDY	SBCADDYSM	SCPDRW	SRT	STW	TD	TKP	TVR[13]	UDBX[4]	URT	VTK	WS[14]	WTCD[15]	WTKCUP[16]	WTR
			✓				✓	✓	✓		✓	✓	✓	✓	✓

[1] Not available on 9″, 12″ or 24″ (2 doors) wide.
[2] Not available on 9″ wide.
[3] Only available on 24″ (2 doors)-39″ wide.
[4] Only available on 24″ (1 door and 2 doors)-39″ wide.
[5] Not available on 9″, 12″ or 24″ (2 doors) wide.
[6] Not available on 9″-15″, 27″-39″, or 45″ wide
[7] Only available on 30″ and 36″ wide.
[8] 6″ fluting not available on 9″, 12″, 15″, or 24″ (2 doors) wide. Fluting both 6″ also not available on 18-24″ (1 door) wide.
[9] FTKAV and style B-L not available on 9″ or 12″ wide.
[10] Not available on 21″ wide.
[11] Not available on 24″ (1 door) or 48″ wide.
[12] 9″ or 12″ wide can only be recessed in front and/or back. 15″ and 18″ wide can only be recessed in the front, back, and/or one side only.
[13] Not available on 18″, 21″, 24″ (2 doors), or 27″ wide. TVRAV and style B-L also not available on 12″ or 42″ wide.
[14] Not available on 9″ or 24″ (2 doors) wide.
[15] Only available on 15″, 18″, 21″, 24″, 30″, 36″, 42″, and 48″ wide.
[16] Only available on 18″ and 36″ wide.

IH/RH availability charts starting on page G•40.
IW/RW availability charts starting on page G•46.

FULL HEIGHT BASE PENINSULA, 34 1/2″ HIGH, 24″ DEEP

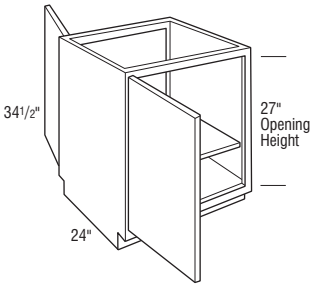

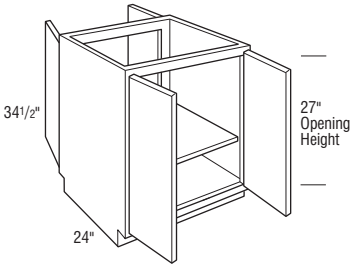

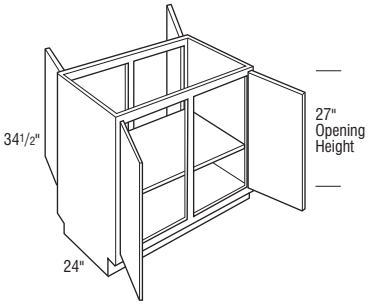

	Cubic Feet	1	2	3	4	5	6	7
B9FHP L or R	5.8	1620	1699	1758	1850	1959	2144	2329
B12FHP L or R	7.5	1657	1745	1801	1895	2010	2195	2380
B15FHP L or R	9.1	1683	1765	1827	1923	2037	2224	2411
B18FHP L or R	10.8	1785	1873	1941	2043	2164	2364	2564
B21FHP L or R	12.4	1808	1899	1962	2067	2191	2395	2599
B24FHP L or R	14.1	1917	2014	2081	2191	2326	2538	2750
B24FHP	14.1	2300	2420	2500	2634	2792	3049	3306
B27FHP	15.7	2429	2546	2637	2775	2943	3213	3483
B30FHP	17.4	2754	2893	2991	3149	3338	3647	3956
B33FHP	19.0	2784	2923	3022	3183	3373	3684	3995
B36FHP	20.7	2880	3024	3132	3297	3496	3818	4140
B39FHP	22.4	2945	3091	3196	3368	3570	3899	4228
B42FHP	24.0	3143	3304	3416	3596	3815	4165	4515
B45FHP	25.7	3248	3411	3531	3716	3937	4303	4669
B48FHP	27.3	3349	3520	3642	3833	4066	4437	4808

Notes below apply to all products in section above:

- One adjustable Full Depth Shelf.
- Specify location of modification for front or peninsula side.
- Increased Depths available in 1/4″ increments from 24 1/4″ to 30″.
- Reduced Depths available in 1/4″ increments from 6″ to 23 3/4″.
- Exceptions may apply when using IW with Clipped Corners or Wide Stiles. Please reference these sections in Section G for more details.

Door & Drawer Options

AF	AOMBWB	CC	CG	GAMD[1]	IFHG	MD[1]	PRMD[2]	PTOWB	SHMD[1]	SPLITDR[3]	SPLITDRWS	TCP
			✓	✓	✓	✓	✓		✓	✓		

End Panel Options

AUTH	CSFPE	EXBK	FFD	FL/FR	FPE	INTGE	IPE
✓	✓			✓	✓	✓	✓

Custom Modification Options

ADD_SHLF	ADDTK	CBO	CCO	CFNTO	CFP	CFRMO	CHGDRW	CLIP[4]	CMAT	CND	CSDGBK	DRT	DRWSEC	DRWTK	EX	EX_OL	FBFL	FD
		✓	✓	✓		✓		✓		✓					✓	✓		

FDSRTBTM	FLUT[5]	FTK[6]	ID	IH	INVFRM	IW[7]	LIGHT	MIP	OBRB	PFINBTMB	RD	RECTK	RECTK_6[8]	RECTKFRT6	RH	ROSFLUT[9]	RT
	✓	✓	✓	✓		✓		✓	✓		✓	✓	✓	✓	✓	✓	

RW	SBCADDY	SBCADDYSM	SCPDRW	SRT	STW	TD	TKP	TVR[10]	UDBX	URT	VTK	WS[11]	WTCD	WTKCUP	WTR
							✓	✓			✓	✓			✓

[1] Not available on 9″ wide.
[2] Not available on 9″, 12″ or 24″ (2 doors) wide.
[3] Only available on 30″-39″ wide.
[4] Not available on 9″, 12″ or 24″ (2 doors) wide.
[5] Not available on 24″ (2 doors) or 27″ wide. Fluting both 3″ not available on 9″ wide. 6″ fluting not available on 9″-21″ wide.
[6] FTKAV and style B-L not available on 9″ or 12″ wide.
[7] Not available on 48″ wide.
[8] 9″ and 12″ wide can only be recessed in front and/or back. 15″ and 18″ wide can only be recessed in the front, back, and/or one side only.
[9] Not available on 24″ (2 doors) or 27″ wide. Fluting both not available on 9″ or 30″-48″ wide.
[10] Not available on 9″ or 42″-48″ wide. TVRAV and style B-L also not available on 12″ wide.
[11] Not available on 9″ wide and wide stile 3″ also not available on 12″ wide.

Base Corner Peninsula Cabinets

	Cubic Feet	1	2	3	4	5	6	7
BASE CORNER PENINSULA, 34 1/2″ HIGH **BCP27**	15.7	1981	2078	2156	2276	2395	2618	2841

- Specify location of modification for front or peninsula side.
- One adjustable Full Depth Shelf.
- Reduced Depths available in 1/4″ increments from 12″ to 23 3/4″.

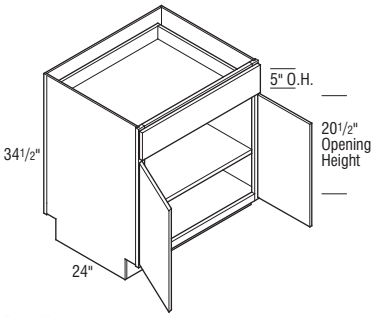

Front View (Other Room Side)

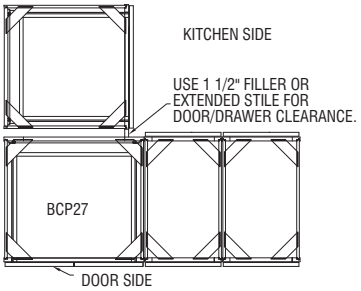

OTHER ROOM SIDE

Top View

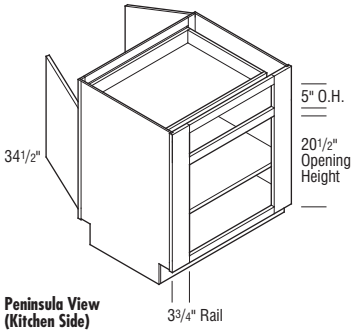

Peninsula View (Kitchen Side)

Door & Drawer Options

AF	AOMBWB	CC	CG	GAMD	IFHG	MD	PRMD	PTOWB	SHMD	SPLITDR	SPLITDRWS	TCP
					✓							

End Panel Options

AUTH	CSFPE	EXBK	FFD	FL/FR	FPE	INTGE	IPE
✓	✓			✓	✓	✓	✓

Custom Modification Options

ADD_SHLF	ADDTK	CBO	CCO	CFNTO	CFP	CFRMO	CHGDRW	CLIP	CMAT	CND	CSDGBK	DRT	DRWSEC	DRWTK	EX	EX_OL	FBFL	FD
								✓							✓	✓		

FDSRTBTM	FLUT[1]	FTK	ID	IH	INVFRM	IW	LIGHT	MIP	OBRB	PFINBTMB	RD	RECTK	RECTK_6	RECTKFRT6	RH	ROSFLUT[2]	RT
	✓			✓				✓			✓		✓	✓	✓	✓	

RW	SBCADDY	SBCADDYSM	SCPDRW	SRT	STW	TD	TKP	TVR	UDBX	URT	VTK	WS	WTCD	WTKCUP	WTR
												✓			

[1] Only available with FLUT3B.P.
[2] Only available with ROSFLUT3B.P.

IH/RH availability charts starting on page G•40.
IW/RW availability charts starting on page G•46.

FULL HEIGHT BASE with TRAY DIVIDER, 34 1/2″ HIGH, 24″ DEEP

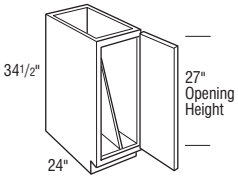

	Cubic Feet	1	2	3	4	5	6	7
TD6FH L or R	4.1	945	995	1011	1063	1128	1231	1334
TD9FH L or R	5.8	1124	1180	1223	1286	1365	1495	1625
TD12FH L or R	7.5	1170	1223	1268	1331	1410	1541	1672
TD15FH L or R	9.1	1216	1278	1326	1397	1482	1608	1734
TD18FH L or R	10.8	1262	1322	1371	1442	1524	1666	1808

- Utilizes a slab door on cabinets up to 9″ wide.
- Not available on Inset and Beaded Inset styles.
- Does not include dividers or tracks. Increased width models 7 1/2″ or wider include divider and tracks.

Door & Drawer Options

AF	AOMBWB	CC	CG[1]	GAMD[2]	IFHG[1]	MD[2]	PRMD[4]	PTOWB	SHMD[2]	SPLITDR	SPLITDRWS	TCP
			✓	✓	✓	✓	✓		✓			

End Panel Options

AUTH	CSFPE	EXBK	FFD[1]	FL/FR	FPE	INTGE	IPE[1]
✓	✓	✓	✓	✓	✓	✓	✓

Custom Modification Options

ADD_SHLF	ADDTK	CBO	CCO[3]	CFNTO	CFP[1]	CFRMO	CHGDRW	CLIP[5]	CMAT	CND	CSDGBK	DRT	DRWSEC	DRWTK	EX	EX_OL	FBFL	FD
		✓	✓	✓	✓	✓		✓		✓	✓				✓	✓		

FDSRTBTM	FLUT[6]	FTK[7]	ID	IH	INVFRM	IW[8]	LIGHT	MIP	OBRB	PFINBTMB	RD	RECTK	RECTK_6	RECTKFRT6	RH	ROSFLUT[9]	RT
	✓	✓		✓		✓		✓	✓		✓				✓	✓	

RW	SBCADDY	SBCADDYSM	SCPDRW	SRT	STW	TD	TKP	TVR[10]	UDBX	URT	VTK	WS	WTCD	WTKCUP	WTR
								✓				✓			✓

[1] Not available on 6″ wide.
[2] Not available on 6″ or 9″ wide.
[3] Only available on 6″ wide.
[4] Only available on 15″ wide.
[5] Not available on 6″ or 12″ wide.
[6] Fluting both 3″ not available on 9″-12″ wide. 6″ fluting not available.
[7] FTKAV and style B-L not available on 6″-12″ wide.
[8] Not available on 18″ wide.
[9] Fluting both not available on 9″-12″ wide.
[10] Not available on 6″ wide. TVRAV and style B-L also not available on 9″ or 12″ wide.

BASE with TRAY DIVIDER, 34 1/2″ HIGH, 24″ DEEP

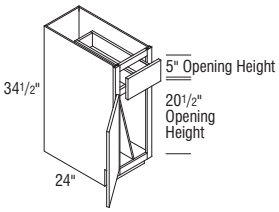

	Cubic Feet	1	2	3	4	5	6	7
TD9 L or R	5.8	1177	1229	1280	1347	1417	1545	1673
TD12 L or R	7.5	1209	1268	1318	1386	1463	1604	1745

- Reduced Depths available in 1/4″ increments from 12″ to 23 3/4″.

Door & Drawer Options

AF	AOMBWB	CC	CG	GAMD[1]	IFHG	MD[1]	PRMD	PTOWB	SHMD[1]	SPLITDR	SPLITDRWS	TCP
			✓	✓	✓	✓			✓			

End Panel Options

AUTH	CSFPE	EXBK	FFD	FL/FR	FPE	INTGE	IPE
✓	✓	✓	✓	✓	✓	✓	✓

Custom Modification Options

ADD_SHLF	ADDTK	CBO	CCO	CFNTO	CFP	CFRMO	CHGDRW	CLIP	CMAT	CND	CSDGBK	DRT	DRWSEC	DRWTK	EX	EX_OL	FBFL	FD
		✓	✓	✓	✓	✓				✓	✓				✓	✓		

FDSRTBTM	FLUT[2]	FTK[3]	ID	IH	INVFRM[1]	IW	LIGHT	MIP	OBRB	PFINBTMB	RD	RECTK	RECTK_6	RECTKFRT6	RH	ROSFLUT	RT
	✓	✓		✓	✓			✓	✓		✓				✓	✓	

RW	SBCADDY	SBCADDYSM	SCPDRW	SRT	STW	TD	TKP	TVR[4]	UDBX	URT	VTK	WS	WTCD	WTKCUP	WTR
			✓					✓				✓			✓

[1] Not available on 9″ wide.
[2] Not available with 6″ fluting.
[3] Not available with FTKAV and style B-L.
[4] TVRAV and style B-L not available on 9″ wide.

Base with Roll-out Tray Divider & Base Transition Cabinets

BASE with ROLL-OUT TRAY DIVIDER, 34 1/2″ HIGH, 24″ DEEP

storage SOLUTIONS

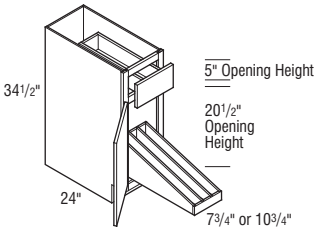

	Cubic Feet	1	2	3	4	5	6	7
B12TDRO L or R	7.5	1828	1907	1965	2061	2175	2357	2539
• Pull-out has three compartments.								
B15TDRO L or R	9.1	1924	2005	2069	2175	2280	2474	2668
• Pull-out has four compartments.								

Notes below apply to all products in section above:

- Dividers are removable.
- Not available on Inset and Beaded Inset styles.

Door & Drawer Options

AF	AOMBWB	CC	CG	GAMD	IFHG	MD	PRMD[1]	PTOWB	SHMD	SPLITDR	SPLITDRWS	TCP
			✓	✓		✓	✓		✓			

End Panel Options

AUTH	CSFPE	EXBK	FFD	FL/FR	FPE	INTGE	IPE
✓	✓	✓		✓	✓	✓	

Custom Modification Options

ADD_SHLF	ADDTK	CBO	CCO	CFNTO	CFP	CFRMO	CHGDRW	CLIP	CMAT	CND	CSDGBK	DRT	DRWSEC	DRWTK	EX	EX_OL	FBFL	FD
		✓	✓	✓	✓	✓				✓	✓				✓	✓		

FDSRTBTM	FLUT[2]	FTK[3]	ID	IH	INVFRM	IW	LIGHT	MIP	OBRB	PFINBTMB	RD	RECTK	RECTK_6	RECTKFRT6	RH	ROSFLUT	RT
	✓	✓		✓	✓			✓	✓			✓				✓	

RW	SBCADDY	SBCADDYSM	SCPDRW	SRT	STW	TD	TKP	TVR[4]	UDBX	URT	VTK	WS	WTCD[1]	WTKCUP	WTR
			✓				✓	✓			✓		✓		✓

[1] Not available on 12″ wide.
[2] Not available with 6″ fluting.
[3] FTKAV and style B-L not available on 12″ wide.
[4] TVRAV and style B-L not available on 12″ wide.

BASE TRANSITION CABINET, 34 1/2″ HIGH

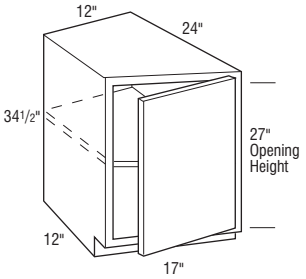

Left Angle Shown

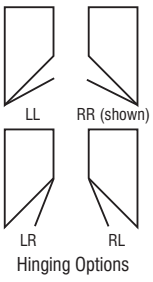

Hinging Options

BTC12LL	7.5	1493	1559	1620	1707	1780	1941	2102
BTC12RR	7.5	1493	1559	1620	1707	1780	1941	2102
BTC12LR	7.5	1493	1559	1620	1707	1780	1941	2102
BTC12RL	7.5	1493	1559	1620	1707	1780	1941	2102

- One adjustable Full Depth Shelf.
- Flushed Ends, FFD on End, Inset Panel Ends, and Integral Ends available on angled side only.
- Increased Depths available in 1/4″ increments from 24 1/4″ to 30″.
- Reduced Depths available in 1/4″ increments from 18″ to 23 3/4″.
- When Inset or Beaded Inset styles are specified, the door must be hinged on the same side as the angle side.

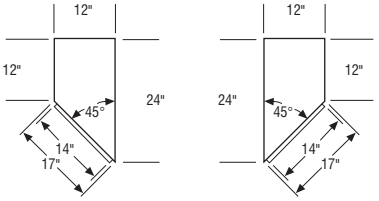

Door & Drawer Options

AF	AOMBWB	CC	CG	GAMD	IFHG	MD	PRMD	PTOWB	SHMD	SPLITDR	SPLITDRWS	TCP
			✓	✓	✓	✓	✓		✓			

End Panel Options

AUTH[1]	CSFPE[2]	EXBK	FFD	FL/FR	FPE	INTGE[3]	IPE
✓	✓	✓		✓	✓	✓	✓

Custom Modification Options

ADD_SHLF	ADDTK	CBO	CCO	CFNTO	CFP	CFRMO	CHGDRW	CLIP	CMAT	CND	CSDGBK	DRT	DRWSEC	DRWTK	EX	EX_OL	FBFL	FD
		✓		✓		✓				✓	✓							

FDSRTBTM	FLUT	FTK	ID	IH	INVFRM	IW	LIGHT	MIP	OBRB	PFINBTMB	RD	RECTK	RECTK_6	RECTKFRT6	RH	ROSFLUT	RT
		✓	✓	✓				✓	✓		✓	✓			✓		

RW	SBCADDY	SBCADDYSM	SCPDRW	SRT	STW	TD	TKP	TVR	UDBX	URT	VTK	WS	WTCD	WTKCUP	WTR
							✓				✓				✓

[1] Not available on authentic flush ends both.
[2] Not available with car siding flush panel ends left.
[3] Not available on depths less than 24″.

IH/RH availability charts starting on page G•40.
IW/RW availability charts starting on page G•46.

BASE END CABINET, 34 1/2″ HIGH, 24″ DEEP

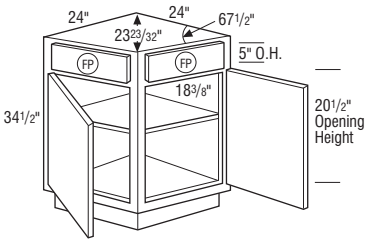

FP False Panel

	Cubic Feet	1	2	3	4	5	6	7
BEC24FP	14.1	2031	2134	2207	2333	2444	2669	2894

- One adjustable Full Depth Shelf.
- Includes top support panel for stability, 3/8″ thick.
- Wood Top with dimensions to match this unit is available for field installation. See page Q•7.
- Finished Ends available on one end only.
- When Inset or Beaded Inset styles are specified, the doors must be hinged to the center face frame stiles.

Door & Drawer Options

AF	AOMBWB	CC	CG	GAMD	IFHG	MD	PRMD	PTOWB	SHMD	SPLITDR	SPLITDRWS	TCP
			✓	✓	✓	✓	✓		✓		✓	

End Panel Options

AUTH[1]	CSFPE	EXBK	FFD	FL/FR	FPE	INTGE	IPE
✓				✓			

Custom Modification Options

ADD_SHLF	ADDTK	CBO	CCO	CFNTO	CFP	CFRMO	CHGDRW	CLIP	CMAT	CND	CSDGBK	DRT	DRWSEC	DRWTK	EX	EX_OL	FBFL	FD
			✓	✓		✓				✓								

FDSRTBTM	FLUT	FTK	ID	IH	INVFRM	IW	LIGHT	MIP	OBRB	PFINBTMB	RD	RECTK	RECTK_6	RECTKFRT6	RH	ROSFLUT	RT
		✓		✓				✓	✓			✓			✓		

RW	SBCADDY	SBCADDYSM	SCPDRW	SRT	STW	TD	TKP	TVR	UDBX	URT	VTK	WS	WTCD	WTKCUP	WTR
							✓				✓				✓

[1] Not available with authentic flush ends both.

BASE END CABINET, 34 1/2″ HIGH, 24″ DEEP

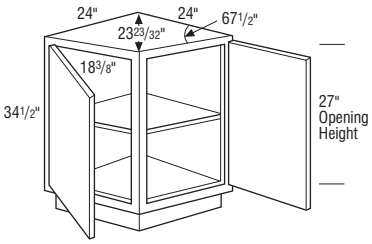

BEC24	14.1	2031	2134	2207	2333	2444	2669	2894

- One adjustable Full Depth Shelf.
- Wood Top with dimensions to match this unit is available for field installation. See page Q•7.
- Finished Ends available on one end only.
- When Inset or Beaded Inset styles are specified, the doors must be hinged to the center face frame stiles.

Door & Drawer Options

AF	AOMBWB	CC	CG	GAMD	IFHG	MD	PRMD	PTOWB	SHMD	SPLITDR	SPLITDRWS	TCP
			✓	✓	✓	✓	✓		✓			

End Panel Options

AUTH[1]	CSFPE	EXBK	FFD	FL/FR	FPE	INTGE	IPE
✓				✓			

Custom Modification Options

ADD_SHLF	ADDTK	CBO	CCO	CFNTO	CFP	CFRMO	CHGDRW	CLIP	CMAT	CND	CSDGBK	DRT	DRWSEC	DRWTK	EX	EX_OL	FBFL	FD
		✓	✓	✓		✓				✓								

FDSRTBTM	FLUT	FTK	ID	IH	INVFRM	IW	LIGHT	MIP	OBRB	PFINBTMB	RD	RECTK	RECTK_6	RECTKFRT6	RH	ROSFLUT	RT
		✓		✓				✓	✓			✓			✓		

RW	SBCADDY	SBCADDYSM	SCPDRW	SRT	STW	TD	TKP	TVR	UDBX	URT	VTK	WS	WTCD	WTKCUP	WTR
							✓				✓				✓

[1] Not available with authentic flush ends both.

Base Angled Cabinets

BASE ANGLED CABINET and FULL HEIGHT BASE ANGLED CABINET, 34 1/2″ HIGH – 45° ANGLE

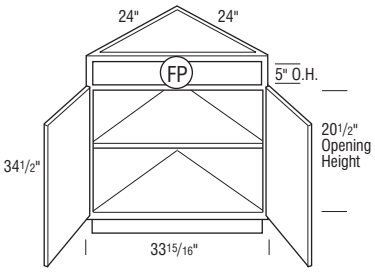

FP False Panel

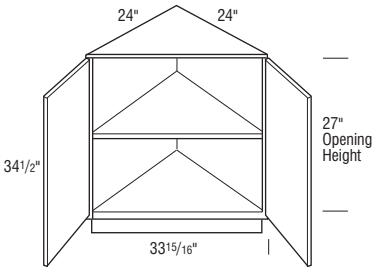

	Cubic Feet	1	2	3	4	5	6	7
BAC24	14.1	1962	2060	2126	2243	2363	2580	2797
BAC24FH	14.1	1962	2060	2126	2243	2363	2580	2797

Notes below apply to all products in section above:

- One adjustable Full Depth Shelf.
- Wood Top with dimensions to match this unit is available for field installation. See page Q•7.
- Finished Ends available on one end only.
- Only available in Inset and Beaded Inset when used in conjunction with a finial hinge.

Door & Drawer Options

AF	AOMBWB	CC	CG	GAMD	IFHG	MD	PRMD	PTOWB	SHMD	SPLITDR	SPLITDRWS[1]	TCP
			✓	✓	✓	✓	✓		✓	✓	✓	

End Panel Options

AUTH[2]	CSFPE	EXBK	FFD	FL/FR	FPE	INTGE	IPE
✓							

Custom Modification Options

ADD_SHLF	ADDTK	CBO	CCO	CFNTO	CFP	CFRMO	CHGDRW	CLIP	CMAT	CND	CSDGBK	DRT	DRWSEC	DRWTK	EX	EX_OL	FBFL	FD
		✓	✓	✓		✓				✓								

FDSRTBTM	FLUT	FTK	ID	IH	INVFRM	IW	LIGHT	MIP	OBRB	PFINBTMB	RD	RECTK[1]	RECTK_6	RECTKFRT6	RH	ROSFLUT	RT
		✓		✓				✓	✓			✓			✓		

RW	SBCADDY	SBCADDYSM	SCPDRW	SRT	STW	TD	TKP	TVR	UDBX	URT	VTK	WS	WTCD	WTKCUP	WTR
							✓				✓				✓

[1] Not available on BAC24FH version.
[2] Not available with authentic flush ends both.

IH/RH availability charts starting on page G•40.
IW/RW availability charts starting on page G•46.

135° CORNER OUTSIDE BASE, 34 1/2″ HIGH, 24″ DEEP

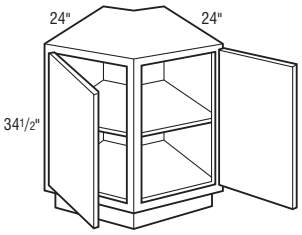

	Cubic Feet	1	2	3	4	5	6	7
BFH6COA	21.2	2676	2721	2871	3047	3172	3453	3734
BFH9COA	26.4	2868	2915	3075	3265	3399	3701	4003
BFH12COA	32.1	3058	3109	3280	3482	3624	3947	4270

- Doors are hinged on outside of frame.
- Adjustable shelf cannot be removed from cabinet.
- No leg changes allowed.
- Reduced depths available in 3″ increments from 12″ to 21″.

Model	A Dimension	B Dimension
BFH6COA	6″	15 15/16″
BFH9COA	9″	18 15/16″
BFH12COA	12″	21 15/16″

A indicates back width of cabinet and wall space
B indicates face frame width

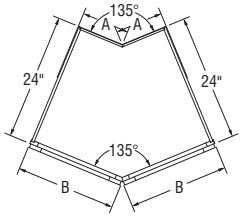

Top View

Door & Drawer Options

AF	AOMBWB	CC	CG	GAMD	IFHG	MD	PRMD	PTOWB	SHMD	SPLITDR	SPLITDRWS	TCP
			✓		✓	✓	✓		✓			

End Panel Options

AUTH	CSFPE	EXBK	FFD	FL/FR	FPE	INTGE	IPE
✓	✓			✓	✓		

Custom Modification Options

ADD_SHLF	ADDTK	CBO	CCO	CFNTO	CFP	CFRMO	CHGDRW	CLIP	CMAT	CND	CSDGBK	DRT	DRWTK	DRWSEC	EX	EX_OL[1]	FBFL	FD
		✓	✓							✓	✓				✓	✓		

FDSRTBTM	FLUT	FTK	ID	IH	INVFRM	IW	LIGHT	MIP	OBRB	PFINBTMB	RD	RECTK	RECTK_6	RECTKFRT6	RH	ROSFLUT	RT
				✓				✓		✓	✓						

RW	SBCADDY	SBCADDYSM	SCPDRW	SRT	STW	TD	TKP	TVR	UDBX	URT	VTK	WS	WTCD	WTKCUP	WTR
												✓			✓

[1] Not available with extended stile both.

135° Corner Base Cabinets

135° CORNER INSIDE BASE, 34 1/2″ HIGH, 24″ DEEP

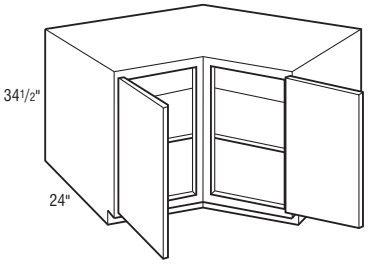

	Cubic Feet	1	2	3	4	5	6	7
BFH21CIA	29.4	2676	2721	2871	3047	3172	3453	3734
BFH24CIA	35.3	2868	2915	3075	3265	3399	3701	4003
BFH27CIA	41.7	3058	3109	3280	3482	3624	3947	4270

- Doors are hinged on outside of frame.
- Adjustable shelf cannot be removed from cabinet.
- No leg changes allowed.
- Reduced depths available in 3″ increments from 12″ to 21″.

Model	A Dimension	B Dimension
BFH21CIA	21″	11 3/32″
BFH24CIA	24″	14 3/32″
BFH27CIA	27″	17 3/32″

A indicates back width of cabinet and wall space
B indicates face frame width

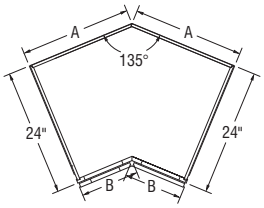

Top View

Door & Drawer Options

AF	AOMBWB	CC	CG	GAMD	IFHG	MD	PRMD	PTOWB	SHMD	SPLITDR	SPLITDRWS	TCP
			✓		✓	✓	✓		✓			

End Panel Options

AUTH	CSFPE	EXBK	FFD	FL/FR	FPE	INTGE	IPE
✓	✓			✓	✓		

Custom Modification Options

ADD_SHLF	ADDTK	CBO	CCO	CFNTO	CFP	CFRMO	CHGDRW	CLIP	CMAT	CND	CSDGBK	DRT	DRWSEC	DRWTK	EX	EX_OL	FBFL	FD
		✓	✓							✓	✓				✓	✓		

FDSRTBTM	FLUT[1]	FTK	ID	IH	INVFRM	IW	LIGHT	MIP	OBRB	PFINBTMB	RD	RECTK	RECTK_6	RECTKFRT6	RH	ROSFLUT	RT
	✓			✓				✓		✓	✓					✓	

RW	SBCADDY	SBCADDYSM	SCPDRW	SRT	STW	TD	TKP	TVR	UDBX	URT	VTK	WS	WTCD	WTKCUP	WTR
												✓			✓

[1] Not available with 6″ fluting.

IH/RH availability charts starting on page G•40.
IW/RW availability charts starting on page G•46.

BASE with MIXER SHELF, 34 1/2″ HIGH, 24″ DEEP

storage SOLUTIONS

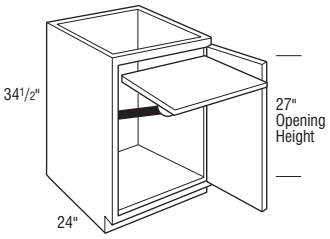

	Cubic Feet	1	2	3	4	5	6	7
B18FHMIXSC L or R	10.8	2452	2568	2669	2806	2966	3237	3508
B21FHMIXSC L or R	12.4	2535	2653	2752	2899	3048	3359	3670
B24FHMIXSC L or R	14.1	2611	2737	2838	2995	3159	3436	3713

- Weight capacity of mixer shelf is 26 pounds.
- Appliance height clearance for swing-out mixer shelf is 20″.
- Mixer Shelf features Smart Stop.

Door & Drawer Options

AF	AOMBWB	CC	CG	GAMD	IFHG	MD	PRMD	PTOWB	SHMD	SPLITDR	SPLITDRWS	TCP
			✓	✓	✓	✓	✓		✓			

End Panel Options

AUTH	CSFPE	EXBK	FFD	FL/FR	FPE	INTGE	IPE
✓	✓	✓		✓	✓		

Custom Modification Options

ADD_SHLF	ADDTK	CBO	CCO	CFNTO	CFP	CFRMO	CHGDRW	CLIP	CMAT	CND	CSDGBK	DRT	DRWSEC	DRWTK	EX	EX_OL	FBFL	FD
										✓	✓			✓	✓	✓		

FDSRTBTM	FLUT[1]	FTK	ID	IH	INVFRM	IW	LIGHT	MIP	OBRB	PFINBTMB	RD	RECTK	RECTK_6[2]	RECTKFRT6	RH	ROSFLUT	RT
	✓	✓						✓				✓	✓	✓		✓	

RW	SBCADDY	SBCADDYSM	SCPDRW	SRT	STW	TD	TKP	TVR	UDBX	URT	VTK	WS	WTCD	WTKCUP	WTR
							✓				✓				

[1] Not available with 6″ fluting.
[2] 18″ wide can only be recessed in the front, back, and/or one side only.

BASE with PLASTIC STORAGE BINS, 34 1/2″ HIGH, 24″ DEEP

storage SOLUTIONS

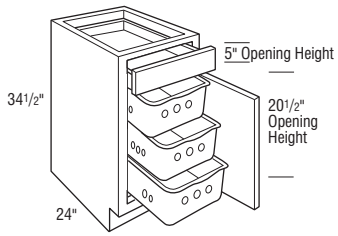

B15PSB L or R	9.1	1717	1797	1862	1962	2061	2254	2447
B18PSB L or R	10.8	1763	1845	1908	2016	2134	2336	2538

- Three plastic pull-out storage bins, 10″ W x 5″ H x 13 1/2″ D.
- Unit is 11 1/2″ W x 21″ H x 17 3/4″ D.
- Reduced Depth of 21″ available.
- Only available in Inset and Beaded Inset when used in conjunction with a finial hinge.
- B15PSB L or R not available in Inset.

Door & Drawer Options

AF	AOMBWB	CC	CG	GAMD	IFHG	MD	PRMD	PTOWB	SHMD	SPLITDR	SPLITDRWS	TCP
			✓	✓	✓	✓	✓		✓			

End Panel Options

AUTH	CSFPE	EXBK	FFD	FL/FR	FPE	INTGE	IPE
✓	✓	✓		✓	✓	✓	✓

Custom Modification Options

ADD_SHLF	ADDTK	CBO	CCO	CFNTO	CFP	CFRMO	CHGDRW[1]	CLIP	CMAT	CND	CSDGBK	DRT	DRWSEC[1]	DRWTK	EX	EX_OL	FBFL	FD
		✓	✓	✓		✓	✓			✓	✓		✓	✓	✓	✓		

FDSRTBTM	FLUT[2]	FTK	ID	IH	INVFRM	IW	LIGHT	MIP	OBRB	PFINBTMB	RD	RECTK	RECTK_6[3]	RECTKFRT6	RH	ROSFLUT	RT
	✓	✓	✓	✓				✓	✓		✓	✓	✓	✓	✓	✓	

RW	SBCADDY	SBCADDYSM	SCPDRW	SRT	STW	TD	TKP	TVR[4]	UDBX	URT	VTK	WS	WTCD	WTKCUP[5]	WTR
							✓	✓			✓		✓	✓	✓

[1] Only available on 18″ wide.
[2] Not available with 6″ fluting.
[3] Can only be recessed in the front, back, and/or one side only.
[4] Not available on 18″ wide.
[5] Not available on 15″ wide.

Base Open Basket Cabinets & Base Box Column Pull-outs

BASE OPEN BASKET with ARCHED VALANCE, 34 1/2″ HIGH, 24″ DEEP

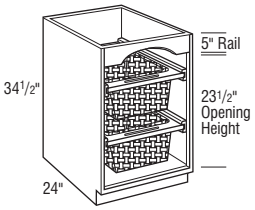

	Cubic Feet	1	2	3	4	5	6	7
BOB15AV	9.1	3549	3549	3549	3549	3549	3549	3549
• Basket size 11 5/16″ W x 7 7/8″ H x 21 1/4″ D.								
BOB18AV	10.8	3616	3616	3616	3616	3616	3616	3616
• Basket size 14 5/16″ W x 7 7/8″ H x 21 1/4″ D.								

Notes below apply to all products in section above:

- Matching Interior standard.
- Two wicker baskets.
- Handles and Rails are natural finish.
- Finish of wicker baskets will be the same regardless of cabinet finish/door style.
- Arched Top Valance Rail standard.
- Not available on Beaded Inset styles.

Door & Drawer Options

AF	AOMBWB	CC	CG	GAMD	IFHG	MD	PRMD	PTOWB	SHMD	SPLITDR	SPLITDRWS	TCP

End Panel Options

AUTH	CSFPE	EXBK	FFD	FL/FR	FPE	INTGE	IPE
✓	✓	✓		✓	✓		

Custom Modification Options

ADD_SHLF	ADDTK	CBO	CCO	CFNTO	CFP	CFRMO	CHGDRW	CLIP	CMAT	CND	CSDGBK	DRT	DRWSEC	DRWTK	EX	EX_OL	FBFL	FD
		✓	✓	✓		✓					✓				✓	✓		

FDSRTBTM	FLUT[1]	FTK	ID	IH	INVFRM	IW	LIGHT	MIP	OBRB	PFINBTMB	RD	RECTK	RECTK_6	RECTKFRT6	RH	ROSFLUT	RT
	✓	✓							✓			✓				✓	

RW	SBCADDY	SBCADDYSM	SCPDRW	SRT	STW	TD	TKP	TVR[2]	UDBX	URT	VTK	WS	WTCD	WTKCUP	WTR
							✓	✓			✓				✓

[1] Not available with 6″ fluting.
[2] Not available on TVRAV and style B-L.

BASE BOX COLUMN PULL-OUT, PLAIN, 30″ HIGH, 3″ or 6″ WIDE

storage SOLUTIONS

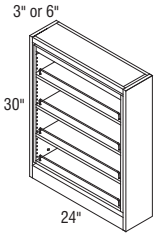

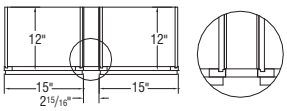

Top View Installation

		1	2	3	4	5	6	7
BBCPO3	2.2	1828	1828	1828	1828	1828	1828	1828
BBCPO6	3.6	2043	2043	2043	2043	2043	2043	2043

- Fluting modification available, when no overlay filler is specified.
- Hardware required on base units.
- Matching interior not available.

Door & Drawer Options

AF	AOMBWB	CC	CG	GAMD	IFHG	MD	PRMD	PTOWB	SHMD	SPLITDR	SPLITDRWS	TCP

End Panel Options

AUTH	CSFPE	EXBK	FFD	FL/FR	FPE	INTGE	IPE

Custom Modification Options

ADD_SHLF	ADDTK	CBO	CCO	CFNTO	CFP	CFRMO	CHGDRW	CLIP	CMAT	CND	CSDGBK	DRT	DRWSEC	DRWTK	EX	EX_OL	FBFL	FD

FDSRTBTM	FLUT	FTK	ID	IH	INVFRM	IW	LIGHT	MIP	OBRB	PFINBTMB	RD	RECTK	RECTK_6	RECTKFRT6	RH	ROSFLUT	RT
	✓															✓	

RW	SBCADDY	SBCADDYSM	SCPDRW	SRT	STW	TD	TKP	TVR	UDBX	URT	VTK	WS	WTCD	WTKCUP	WTR

IH/RH availability charts starting on page G•40.
IW/RW availability charts starting on page G•46.

BASE BOX COLUMN PULL-OUT, OVERLAY, 3″ or 6″ WIDE, 30″ HIGH

storage SOLUTIONS

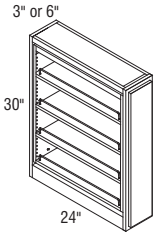

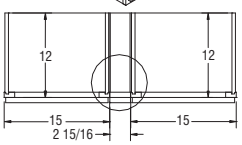

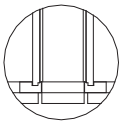

Top View Installation

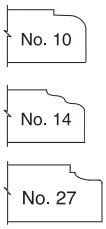

	Cubic Feet	1	2	3	4	5	6	7
BBCPO30L	2.2	1828	1828	1828	1828	1828	1828	1828
BBCPO60L	3.6	2043	2043	2043	2043	2043	2043	2043

- Features adjustable shelves.
- Standard face application includes profiled full overlay filler.
- Edge profile will match door profile selected (#10, #12, #14, #17, #27).
- Pull or knob hardware required on base units.
- Top and bottom of unit are always Natural Maple.
- Not available on end of run.
- 2 1/8″ clearance between chrome rails on shelves of 3″ wide unit.
- 5 1/8″ clearance between chrome rails on shelves of 6″ wide unit.
- Fluting modification available when No Overlay modification is specified. See page G•38 for details.

Door & Drawer Options

AF	AOMBWB	CC	CG	GAMD	IFHG	MD	PRMD	PTOWB	SHMD	SPLITDR	SPLITDRWS	TCP

End Panel Options

AUTH	CSFPE	EXBK[1]	FFD	FL/FR	FPE	INTGE	IPE
		✓					

Custom Modification Options

ADD_SHLF	ADDTK	CBO	CCO	CFNTO	CFP	CFRMO	CHGDRW	CLIP	CMAT	CND	CSDGBK	DRT	DRWSEC	DRWTK	EX	EX_OL	FBFL	FD

FDSRTBTM	FLUT	FTK	ID	IH	INVFRM	IW	LIGHT	MIP	OBRB	PFINBTMB	RD	RECTK	RECTK_6	RECTKFRT6	RH	ROSFLUT	RT
	✓															✓	

RW	SBCADDY	SBCADDYSM	SCPDRW	SRT	STW	TD	TKP	TVR	UDBX	URT	VTK	WS	WTCD	WTKCUP	WTR
												✓			

[1] Not available with end extended back left.

BASE PANTRY PULL-OUT, 34 1/2″ HIGH, 24″ DEEP

storage SOLUTIONS

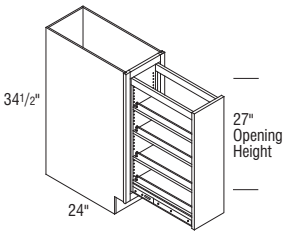

BPP9	5.8	2506	2630	2723	2869	3041	3328	3615
BPP12	7.5	2814	2952	3062	3230	3396	3710	4024
BPP15	9.1	3242	3396	3528	3714	3922	4289	4656
BPP18	10.8	3687	3872	4007	4221	4475	4895	5315

- Features adjustable shelves.

Door & Drawer Options

AF	AOMBWB	CC	CG	GAMD	IFHG	MD	PRMD	PTOWB	SHMD[1]	SPLITDR	SPLITDRWS	TCP
									✓			

End Panel Options

AUTH	CSFPE	EXBK	FFD	FL/FR	FPE	INTGE	IPE
✓	✓	✓		✓	✓	✓	✓

Custom Modification Options

ADD_SHLF	ADDTK	CBO	CCO	CFNTO	CFP	CFRMO	CHGDRW	CLIP	CMAT	CND	CSDGBK	DRT	DRWSEC	DRWTK	EX	EX_OL	FBFL	FD
															✓	✓		

FDSRTBTM	FLUT[3]	FTK[4]	ID	IH	INVFRM	IW	LIGHT	MIP	OBRB	PFINBTMB	RD	RECTK	RECTK_6	RECTKFRT6	RH	ROSFLUT	RW
	✓	✓						✓	✓							✓	

RW	SBCADDY	SBCADDYSM	SCPDRW	SRT	STW	TD	TKP	TVR	UDBX	URT	VTK	WS	WTCD	WTKCUP	WTR
												✓			✓

[1] Not available on 9″ wide.
[2] Only available on 15″ wide.
[3] Not available with 6″ fluting.
[4] FTKAV and style B-L not available on 9″ or 12″ wide.

Base Spice & Base Utensil Pantry Pull-outs

BASE SPICE PULL-OUT, 34 1/2″ HIGH, 24″ DEEP

storage SOLUTIONS

	Cubic Feet	1	2	3	4	5	6	7
BSP12PG	7.5	3094	3247	3363	3551	3738	4081	4424
BSP15PG	9.1	3559	3732	3873	4090	4308	4709	5110

- Features adjustable shelves.

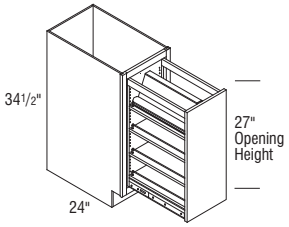

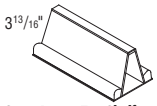

Spice Insert Top Shelf

Door & Drawer Options

AF	AOMBWB	CC	CG	GAMD	IFHG	MD	PRMD	PTOWB	SHMD	SPLITDR	SPLITDRWS	TCP
									✓			

End Panel Options

AUTH	CSFPE	EXBK	FFD	FL/FR	FPE	INTGE	IPE
✓	✓	✓		✓	✓	✓	✓

Custom Modification Options

ADD_SHLF	ADDTK	CBO	CCO	CFNTO	CFP	CFRMO	CHGDRW	CLIP	CMAT	CND	CSDGBK	DRT	DRWSEC	DRWTK	EX	EX_OL	FBFL	FD
															✓	✓		

FDSRTBTM	FLUT[1]	FTK[2]	ID	IH	INVFRM	IW	LIGHT	MIP	OBRB	PFINBTMB	RD	RECTK	RECTK_6	RECTKFRT6	RH	ROSFLUT	RT
	✓	✓						✓	✓							✓	

RW	SBCADDY	SBCADDYSM	SCPDRW	SRT	STW	TD	TKP	TVR	UDBX	URT	VTK	WS	WTCD	WTKCUP	WTR
												✓			✓

[1] Not available with 6″ fluting.
[2] FTKAV and style B-L not available on 12″ wide.

BASE UTENSIL PANTRY PULL-OUT, 34 1/2″ HIGH, 24″ DEEP

storage SOLUTIONS

BUPP9	5.8	2951	3099	3210	3379	3583	3919	4255
BUPP12	7.5	3399	3568	3693	3889	4125	4512	4899

- Features Smart Stop pull-out with two adjustable shelves (including canister shelf) and one fixed shelf with chrome rails.
- Top shelf features three stainless steel (removable) canisters for utensils.
- BUPP9 canisters are 5.85″ tall and have an inside diameter of 4.3″. BUPP12 canisters are 6.7″ tall and have an inside diameter of 5″.

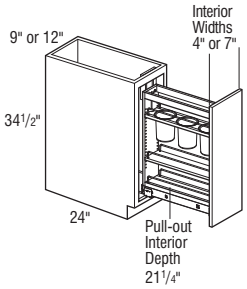

Door & Drawer Options

AF	AOMBWB	CC	CG	GAMD	IFHG	MD	PRMD	PTOWB	SHMD[1]	SPLITDR	SPLITDRWS	TCP
									✓			

End Panel Options

AUTH	CSFPE	EXBK	FFD	FL/FR	FPE	INTGE	IPE
✓	✓	✓		✓	✓	✓	✓

Custom Modification Options

ADD_SHLF	ADDTK	CBO	CCO	CFNTO	CFP	CFRMO	CHGDRW	CLIP	CMAT	CND	CSDGBK	DRT	DRWSEC	DRWTK	EX	EX_OL	FBFL	FD
										✓					✓	✓		

FDSRTBTM	FLUT[2]	FTK[3]	ID	IH	INVFRM	IW	LIGHT	MIP	OBRB	PFINBTMB	RD	RECTK	RECTK_6	RECTKFRT6	RH	ROSFLUT	RT
	✓	✓						✓	✓							✓	

RW	SBCADDY	SBCADDYSM	SCPDRW	SRT	STW	TD	TKP	TVR	UDBX	URT	VTK	WS	WTCD	WTKCUP	WTR
												✓			✓

[1] Only available on 12″ wide.
[2] Not available with 6″ fluting.
[3] Not available with FTKAV and style B-L.

IH/RH availability charts starting on page G•40.
IW/RW availability charts starting on page G•46.

BASE UTENSIL PANTRY PULL-OUT with KNIFE BLOCK, 34 1/2″ HIGH, 24″ DEEP

storage SOLUTIONS

	Cubic Feet	1	2	3	4	5	6	7
BUPPKB12	7.5	3845	4036	4178	4401	4667	5105	5543
BUPPKB15	9.1	4386	4605	4768	5021	5324	5824	6324

- Features Smart Stop pull-out with adjustable knife and canister shelf and one fixed shelf with chrome rails.
- BUPPKB12 includes one stainless steel canister, 6.7″ tall and has an inside diameter of 5″.
- BUPPKB15 includes two stainless steel canisters 5.85″ tall with an inside diameter of 4.3″, and two stainless steel canisters 6.7″ tall with an inside diameter of 5″.
- Knife block features movable flex rods that adjust to hold a multitude of knives.

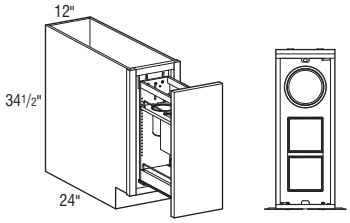

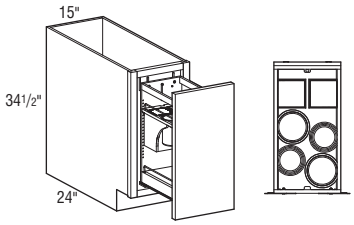

Door & Drawer Options

AF	AOMBWB	CC	CG	GAMD	IFHG	MD	PRMD	PTOWB	SHMD	SPLITDR	SPLITDRWS	TCP
									✓			

End Panel Options

AUTH	CSFPE	EXBK	FFD	FL/FR	FPE	INTGE	IPE
✓	✓	✓		✓	✓	✓	✓

Custom Modification Options

ADD_SHLF	ADDTK	CBO	CCO	CFNTO	CFP	CFRMO	CHGDRW	CLIP	CMAT	CND	CSDGBK	DRT	DRWSEC	DRWTK	EX	EX_OL	FBFL	FD
										✓					✓	✓		

FDSRTBTM	FLUT[1]	FTK[2]	ID	IH	INVFRM	IW	LIGHT	MIP	OBRB	PFINBTMB	RD	RECTK	RECTK_6	RECTKFRT6	RH	ROSFLUT	RT
	✓	✓						✓	✓							✓	

RW	SBCADDY	SBCADDYSM	SCPDRW	SRT	STW	TD	TKP	TVR	UDBX	URT	VTK	WS	WTCD	WTKCUP	WTR
												✓			✓

[1] Not available with 6″ fluting.
[2] Not available with FTKAV and style B-L.

BASE TRAY DIVIDER PANTRY PULL-OUT, 34 1/2″ HIGH, 24″ DEEP

storage SOLUTIONS

BTDPP9	5.8	2697	2832	2932	3087	3274	3581	3888
BTDPP12	7.5	3016	3166	3277	3451	3661	4004	4347

- Features Smart Stop slides.
- BTDPP9 includes one removable center divider and one snap on T-bar.
- BTDPP12 includes two removable center dividers and two snap on T-bars.
- Tray dividers are chrome plated steel.

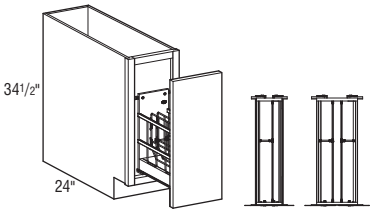

Door & Drawer Options

AF	AOMBWB	CC	CG	GAMD	IFHG	MD	PRMD	PTOWB	SHMD[1]	SPLITDR	SPLITDRWS	TCP
									✓			

End Panel Options

AUTH	CSFPE	EXBK	FFD	FL/FR	FPE	INTGE	IPE
✓	✓	✓		✓	✓	✓	✓

Custom Modification Options

ADD_SHLF	ADDTK	CBO	CCO	CFNTO	CFP	CFRMO	CHGDRW	CLIP	CMAT	CND	CSDGBK	DRT	DRWSEC	DRWTK	EX	EX_OL	FBFL	FD
															✓	✓		

FDSRTBTM	FLUT[2]	FTK[3]	ID	IH	INVFRM	IW	LIGHT	MIP	OBRB	PFINBTMB	RD	RECTK	RECTK_6	RECTKFRT6	RH	ROSFLUT	RT
	✓	✓						✓	✓							✓	

RW	SBCADDY	SBCADDYSM	SCPDRW	SRT	STW	TD	TKP	TVR	UDBX	URT	VTK	WS	WTCD	WTKCUP	WTR
												✓			✓

[1] Not available on 9″ wide.
[2] Not available with 6″ fluting.
[3] Not available with FTKAV and style B-L.

Base Organization Cabinets

BASE CONTAINER ORGANIZATION PANTRY, 34 1/2″ HIGH, 24″ DEEP

storage SOLUTIONS

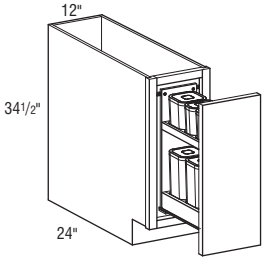

	Cubic Feet	1	2	3	4	5	6	7
BCOPP12	7.5	3908	4103	4246	4473	4742	5188	5634

- Features Smart Stop slides.
- Includes 7 OXO Good Grips® POP containers, BPA Free: (3) 1.7 quart, (1) 2.6 quart, (3) 4.3 quart.
- Fixed shelf.

Door & Drawer Options

AF	AOMBWB	CC	CG	GAMD	IFHG	MD	PRMD	PTOWB	SHMD	SPLITDR	SPLITDRWS	TCP
									✓			

End Panel Options

AUTH	CSFPE	EXBK	FFD	FL/FR	FPE	INTGE	IPE
✓	✓	✓		✓	✓	✓	✓

Custom Modification Options

ADD_SHLF	ADDTK	CBO	CCO	CFNTO	CFP	CFRMO	CHGDRW	CLIP	CMAT	CND	CSDGBK	DRT	DRWSEC	DRWTK	EX	EX_OL	FBFL	FD
															✓	✓		

FDSRTBTM	FLUT[1]	FTK	ID	IH	INVFRM	IW	LIGHT	MIP	OBRB	PFINBTMB	RD	RECTK	RECTK_6	RECTKFRT6	RH	ROSFLUT	RT
	✓	✓						✓	✓							✓	

RW	SBCADDY	SBCADDYSM	SCPDRW	SRT	STW	TD	TKP	TVR	UDBX	URT	VTK	WS	WTCD	WTKCUP	WTR
												✓			✓

[1] Not available with 6″ fluting.

BASE with SPICE DRAWER, 34 1/2″ HIGH, 24″ DEEP

storage SOLUTIONS

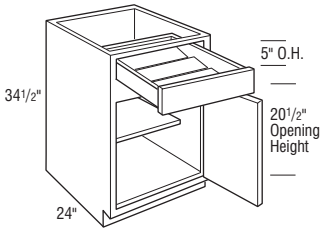

		1	2	3	4	5	6	7
B18SD L or R	10.8	1320	1369	1409	1473	1539	1662	1785
B24SD L or R	14.1	1421	1479	1520	1592	1659	1790	1921

- One adjustable 15″ deep shelf.
- Spice Drawer Insert not trimmable.

Door & Drawer Options

AF	AOMBWB	CC	CG	GAMD	IFHG	MD	PRMD	PTOWB	SHMD	SPLITDR	SPLITDRWS	TCP
			✓	✓	✓	✓	✓		✓			

End Panel Options

AUTH	CSFPE	EXBK	FFD	FL/FR	FPE	INTGE	IPE
✓	✓	✓	✓	✓	✓	✓	✓

Custom Modification Options

ADD_SHLF	ADDTK	CBO	CCO	CFNTO	CFP	CFRMO	CHGDRW	CLIP	CMAT	CND	CSDGBK	DRT	DRWSEC	DRWTK[1]	EX	EX_OL	FBFL	FD
										✓	✓			✓	✓	✓		✓

FDSRTBTM	FLUT[2]	FTK	ID	IH	INVFRM[3]	IW	LIGHT	MIP	OBRB	PFINBTMB	RD	RECTK	RECTK_6	RECTKFRT6	RH	ROSFLUT	RT
	✓	✓		✓	✓			✓	✓			✓			✓	✓	✓

RW	SBCADDY	SBCADDYSM	SCPDRW	SRT	STW	TD	TKP	TVR[3]	UDBX	URT	VTK	WS	WTCD	WTKCUP	WTR[3]
	✓	✓					✓	✓			✓				✓

[1] Not available on 18″ wide.
[2] Not available with 6″ fluting.
[3] Not available on 24″ wide.

IH/RH availability charts starting on page G•40.
IW/RW availability charts starting on page G•46.

BASE WASTEBASKET, 34 1/2″ HIGH, 24″ DEEP

storage SOLUTIONS

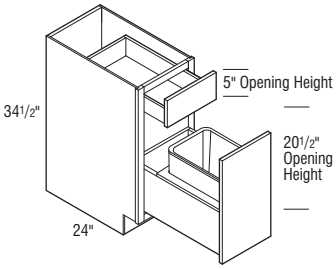

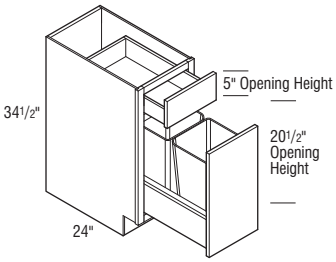

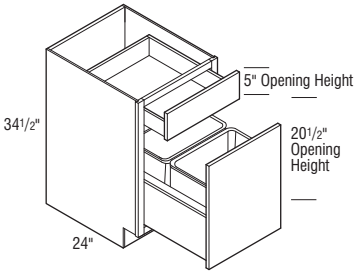

	Cubic Feet	1	2	3	4	5	6	7
BWB15	9.1	2252	2355	2441	2580	2724	2983	3242
• One 35 quart wastebasket included.								
BWB152	9.1	2528	2650	2745	2893	3065	3346	3627
• Includes two 27 quart wastebaskets.								
BWB18	10.8	2357	2478	2568	2708	2869	3125	3381
BWB21	12.4	2409	2523	2612	2746	2893	3163	3433
BWB24	14.1	2475	2590	2681	2819	2972	3246	3520
• Two 35 quart wastebaskets and one lid included. Wastebasket lid is operational on front wastebasket only.								

Notes below apply to all products in section above:

- Features Smart Stop slides.
- Wastebasket is metallic gray.
- Panel inserted under drawer.
- It is recommended that the front wastebasket be removed for easier removal of the back wastebasket.
- Wastebasket pull-out box will be 6 3/8″ high.

Door & Drawer Options

AF	AOMBWB	CC	CG	GAMD	IFHG	MD	PRMD	PTOWB[1]	SHMD	SPLITDR	SPLITDRWS	TCP
	✓							✓				

End Panel Options

AUTH	CSFPE	EXBK	FFD	FL/FR	FPE	INTGE	IPE
✓	✓	✓		✓	✓	✓	✓

Custom Modification Options

ADD_SHLF	ADDTK	CBO	CCO	CFNTO	CFP	CFRMO	CHGDRW	CLIP	CMAT	CND	CSDGBK	DRT	DRWSEC[2]	DRWTK	EX	EX_OL	FBFL	FD
		✓	✓							✓	✓		✓	✓	✓	✓		

FDSRTBTM[3]	FLUT[4]	FTK	ID	IH	INVFRM	IW	LIGHT	MIP	OBRB	PFINBTMB	RD	RECTK	RECTK_6[5]	RECTKFRT6	RH	ROSFLUT	RT
✓	✓	✓		✓	✓			✓	✓			✓	✓	✓		✓	

RW	SBCADDY	SBCADDYSM	SCPDRW	SRT	STW	TD	TKP	TVR	UDBX	URT	VTK	WS	WTCD	WTKCUP	WTR
			✓				✓				✓				✓

[1] Not available on 24″ wide.
[2] Not available on 15″ wide.
[3] Only available on 18″ wide.
[4] Not available with 6″ fluting.
[5] 15″ and 18″ wide can only be recessed in the front, back, and/or one side only.

Base Wastebasket Cabinets

BASE WASTEBASKET FULL HEIGHT, 34 1/2″ HIGH, 24″ DEEP

storage SOLUTIONS

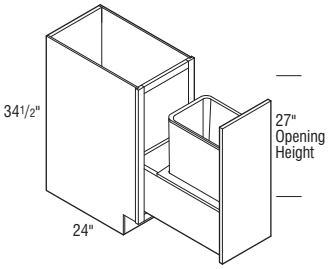

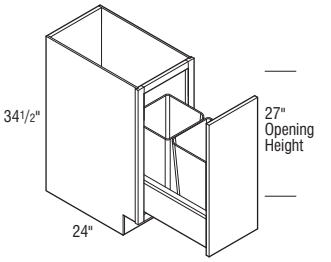

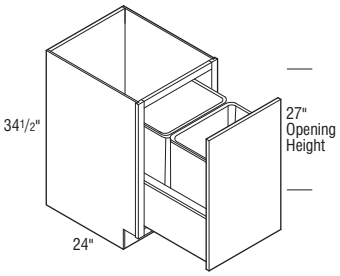

	Cubic Feet	1	2	3	4	5	6	7
BWB15FH	9.1	2383	2602	2699	2860	3043	3428	3813
BWB18FH	10.8	2629	2847	2946	3105	3291	3674	4057

- One 50 quart wastebasket included.
- Wastebasket pull-out box will be 10″ high.

BWB15FH2	9.1	2344	2459	2546	2684	2844	3104	3364
BWB18FH2	11.1	2350	2465	2552	2691	2851	3111	3371

- BWB15FH2 includes two 27 quart wastebaskets. Wastebasket pull-out box will be 6 3/8″ high.
- BWB18FH2 includes two 35 quart wastebaskets and one lid included. Wastebasket lid is operational on front wastebasket only. Wastebasket pull-out box will be 10″ high.

BWB21FH	12.4	2883	3127	3234	3411	3616	3945	4274
BWB24FH	14.1	2975	3229	3337	3520	3732	4073	4414

- Two 50 quart wastebaskets and one lid included. Wastebasket lid is operational on front wastebasket only.
- Wastebasket pull-out box will be 10″ high.

Notes below apply to all products in section above:

- Features Smart Stop slides.
- Wastebasket is metallic gray.
- It is recommended that the front wastebasket be removed for easier removal of the back wastebasket.

Door & Drawer Options

AF	AOMBWB	CC	CG	GAMD	IFHG	MD	PRMD	PTOWB[1]	SHMD	SPLITDR	SPLITDRWS	TCP
	✓							✓				

End Panel Options

AUTH	CSFPE	EXBK	FFD	FL/FR	FPE	INTGE	IPE
✓	✓	✓		✓	✓	✓	✓

Custom Modification Options

ADD_SHLF	ADDTK	CBO	CCO	CFNTO	CFP	CFRMO	CHGDRW	CLIP	CMAT	CND	CSDGBK	DRT	DRWSEC	DRWTK	EX	EX_OL	FBFL	FD
		✓	✓							✓	✓			✓	✓	✓		

FDSRTBTM	FLUT[2]	FTK	ID	IH	INVFRM	IW	LIGHT	MIP	OBRB	PFINBTMB	RD	RECTK	RECTK_6[3]	RECTKFRT6	RH	ROSFLUT	RT
	✓	✓		✓				✓	✓			✓	✓	✓		✓	

RW	SBCADDY	SBCADDYSM	SCPDRW[4]	SRT	STW	TD	TKP	TVR	UDBX	URT	VTK	WS	WTCD	WTKCUP	WTR
			✓				✓				✓				✓

[1] Not available on 24″ wide.
[2] Not available with 6″ fluting.
[3] 15″ and 18″ wide can only be recessed in the front, back, and/or one side only.
[4] Only available on 24″ wide.

IH/RH availability charts starting on page G•40.
IW/RW availability charts starting on page G•46.

BASE WASTEBASKET FULL HEIGHT with ROLL TRAY, 34 1/2″ HIGH, 24″ DEEP

storage SOLUTIONS

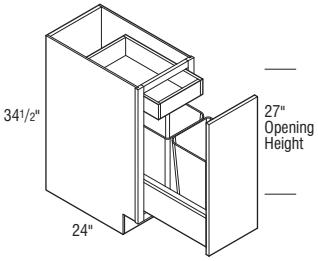

	Cubic Feet	1	2	3	4	5	6	7
BWB15FHRT2	9.1	2775	2909	3014	3177	3365	3674	3983
BWB18FHRT2	11.1	2781	2915	3019	3184	3372	3681	3990

- BWB15FHRT2 includes two 27 quart wastebaskets.
- BWB18FHRT2 includes two 35 quart wastebaskets.
- Features Smart Stop slides.
- Wastebasket is metallic gray.
- It is recommended that the front wastebasket be removed for easier removal of the back wastebasket.
- On the BWB18FHRT2, one lid will be included. Wastebasket lid is operational on front wastebasket only.
- 15″ wide will have a 6 3/8″ high wastebasket pull-out box.
- 18″ wide will have a 10″ high wastebasket pull-out box.

Door & Drawer Options

AF	AOMBWB	CC	CG	GAMD	IFHG	MD	PRMD	PTOWB	SHMD	SPLITDR	SPLITDRWS	TCP
	✓							✓				

End Panel Options

AUTH	CSFPE	EXBK	FFD	FL/FR	FPE	INTGE	IPE
✓	✓	✓		✓	✓	✓	✓

Custom Modification Options

ADD_SHLF	ADDTK	CBO	CCO	CFNTO	CFP	CFRMO	CHGDRW	CLIP	CMAT	CND	CSDGBK	DRT	DRWSEC	DRWTK	EX	EX_OL	FBFL	FD
		✓	✓							✓	✓			✓	✓	✓		

FDSRTBTM	FLUT[1]	FTK	ID	IH	INVFRM	IW	LIGHT	MIP	OBRB	PFINBTMB	RD	RECTK	RECTK_6[2]	RECTKFRT6	RH	ROSFLUT	RT
	✓	✓		✓				✓	✓			✓	✓	✓		✓	

RW	SBCADDY	SBCADDYSM	SCPDRW	SRT	STW	TD	TKP	TVR	UDBX	URT	VTK	WS	WTCD[3]	WTKCUP	WTR
							✓				✓		✓		✓

[1] Not available with 6″ fluting.
[2] Can only be recessed in the front, back, and/or one side only.
[3] Only available on 15″ wide.

BASE WASTEBASKET with BREAD BOARD, 34 1/2″ HIGH, 24″ DEEP

storage SOLUTIONS

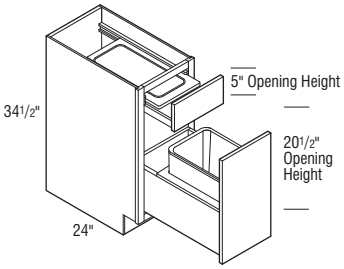

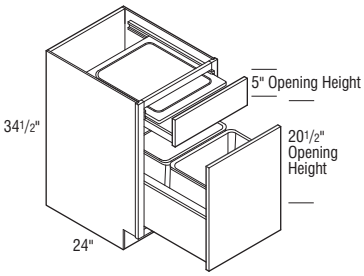

BWB15BB	9.1	3069	3194	3292	3462	3628	3939	4250
BWB18BB	10.8	3292	3440	3544	3710	3908	4211	4514
BWB21BB	12.4	3397	3541	3641	3812	3994	4304	4614
BWB24BB	14.1	3492	3640	3743	3919	4107	4426	4745

- One 35 quart wastebasket included.
- Two 35 quart wastebaskets and one lid included. Wastebasket lid is operational on front wastebasket only.

Notes below apply to all products in section above:

- Features Smart Stop slides.
- Wastebasket is metallic gray.
- Panel inserted under drawer.
- It is recommended that the front wastebasket be removed for easier removal of the back wastebasket.
- Wastebasket pull-out box will be 6 3/8″ high.

Door & Drawer Options

AF	AOMBWB	CC	CG	GAMD	IFHG	MD	PRMD	PTOWB[1]	SHMD	SPLITDR	SPLITDRWS	TCP
	✓							✓				

End Panel Options

AUTH	CSFPE	EXBK	FFD	FL/FR	FPE	INTGE	IPE
✓	✓	✓		✓	✓	✓	✓

Custom Modification Options

ADD_SHLF	ADDTK	CBO	CCO	CFNTO	CFP	CFRMO	CHGDRW	CLIP[2]	CMAT	CND	CSDGBK	DRT	DRWSEC	DRWTK	EX	EX_OL	FBFL	FD
		✓						✓			✓				✓			

FDSRTBTM	FLUT[3]	FTK	ID	IH	INVFRM	IW	LIGHT	MIP	OBRB	PFINBTMB	RD	RECTK	RECTK_6[4]	RECTKFRT6	RH	ROSFLUT[5]	RT
	✓	✓		✓				✓	✓			✓	✓	✓		✓	

RW	SBCADDY	SBCADDYSM	SCPDRW	SRT	STW	TD	TKP	TVR	UDBX	URT	VTK	WS	WTCD	WTKCUP	WTR
			✓									✓			✓

[1] Not available on 24″ wide.
[2] Not available on 15″ wide.
[3] Fluting both 3″ not available on 15″-18″ wide. Not available with 6″ fluting.
[4] 15″ and 18″ wide can only be recessed in the front, back, and/or one side only.
[5] Fluting both not available on 15″-18″ wide.

Base Wastebasket Cabinets

BASE WASTEBASKET with WOOD TIERED CUTLERY DIVIDER, 34 1/2″ HIGH, 24″ DEEP

storage SOLUTIONS

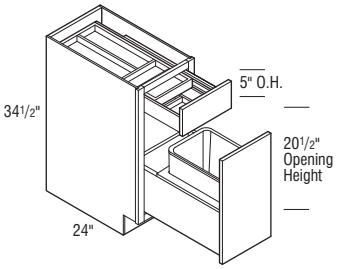

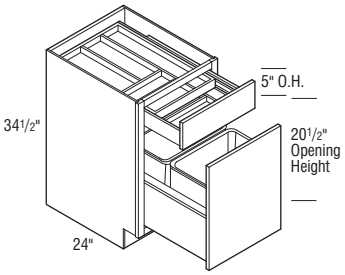

	Cubic Feet	1	2	3	4	5	6	7
BWB15WTCD	9.1	2522	2625	2711	2851	2995	3253	3511
• One 35 quart wastebasket included.								
BWB18WTCD	10.8	2627	2748	2839	2978	3140	3395	3650
BWB21WTCD	12.4	2680	2794	2883	3017	3163	3434	3705
BWB24WTCD	14.1	2967	3083	3173	3311	3464	3738	4012
• Two 35 quart wastebaskets and one lid included. Wastebasket lid is operational on front wastebasket only.								

Notes below apply to all products in section above:

- Features Smart Stop slides.
- Includes Wood Tiered Cutlery Divider Drawer.
- Exterior WTCD drawer box height is 3 3/4″, interior height of top and bottom tier is 1 3/8″.
- Wood Tiered Cutlery Divider Drawer is also available as an accessory for field installation. See page S•5.
- Different sizes of the cutlery dividers may have different configurations. Please reference the accessory section on page S•5 for more details.
- Wastebasket is metallic gray.
- Panel inserted under drawer.
- It is recommended that the front wastebasket be removed for easier removal of the back wastebasket.
- Wastebasket pull-out box will be 6 3/8″ high.

Door & Drawer Options

AF	AOMBWB	CC	CG	GAMD	IFHG	MD	PRMD	PTOWB[1]	SHMD	SPLITDR	SPLITDRWS	TCP
	✓							✓				

End Panel Options

AUTH	CSFPE	EXBK	FFD	FL/FR	FPE	INTGE	IPE
✓	✓			✓	✓	✓	✓

Custom Modification Options

ADD_SHLF	ADDTK	CBO	CCO	CFNTO	CFP	CFRMO	CHGDRW	CLIP	CMAT	CND	CSDGBK	DRT	DRWSEC	DRWTK	EX	EX_OL	FBFL	FD
		✓	✓	✓						✓	✓			✓		✓		

FDSRTBTM	FLUT[2]	FTK	ID	IH	INVFRM	IW	LIGHT	MIP	OBRB	PFINBTMB	RD	RECTK	RECTK_6[3]	RECTKFRT6	RH	ROSFLUT[2]	RT
	✓							✓	✓			✓	✓	✓		✓	

RW	SBCADDY	SBCADDYSM	SCPDRW	SRT	STW	TD	TKP	TVR	UDBX	URT	VTK	WS	WTCD	WTKCUP	WTR
							✓				✓				

[1] Not available on 24″ wide.
[2] Fluting both 3″ not available on 15″-18″ wide. Not available with 6″ fluting.
[3] 15″ and 18″ wide can only be recessed in the front, back, and/or one side only.

BASE WASTEBASKET with WOOD TIERED K-CUP* DRAWER, 34 1/2″ HIGH, 24″ DEEP

storage SOLUTIONS

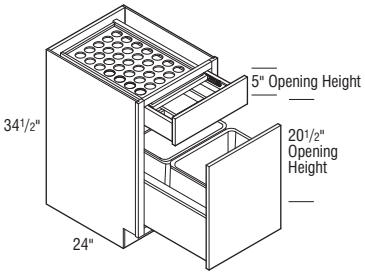

BWB18KCUP	10.8	3362	3533	3661	3861	4087	4456	4825

- Features Smart Stop slides.
- Holds 40 K-Cups.
- The Wood Tiered K-Cup Drawer is compatible with K-Cup pods only.
- Exterior Wood Tiered K-Cup drawer box height is 3 3/4″, interior height of top tier is 1 5/8″, and interior height of bottom tier is 1 3/8″.
- Two 35 quart wastebaskets and one lid included. Wastebasket lid is operational on front wastebasket only.
- Wastebasket is metallic gray.
- Panel inserted under drawer.
- It is recommended that the front wastebasket be removed for easier removal of the back wastebasket.
- Wastebasket pull-out box will be 6 3/8″ high.

*K-Cup is a registered trademark of Keurig Green Mountain, Inc.

Door & Drawer Options

AF	AOMBWB	CC	CG	GAMD	IFHG	MD	PRMD	PTOWB	SHMD	SPLITDR	SPLITDRWS	TCP
	✓							✓				

End Panel Options

AUTH	CSFPE	EXBK	FFD	FL/FR	FPE	INTGE	IPE
✓	✓	✓		✓	✓	✓	✓

Custom Modification Options

ADD_SHLF	ADDTK	CBO	CCO	CFNTO	CFP	CFRMO	CHGDRW	CLIP	CMAT	CND	CSDGBK	DRT	DRWSEC	DRWTK	EX	EX_OL	FBFL	FD
		✓												✓	✓	✓		

FDSRTBTM	FLUT[1]	FTK	ID	IH	INVFRM	IW	LIGHT	MIP	OBRB	PFINBTMB	RD	RECTK	RECTK_6[2]	RECTKFRT6	RH	ROSFLUT	RT
	✓	✓		✓				✓	✓			✓	✓	✓		✓	

RW	SBCADDY	SBCADDYSM	SCPDRW	SRT	STW	TD	TKP	TVR	UDBX	URT	VTK	WS	WTCD	WTKCUP	WTR
							✓				✓				✓

[1] Not available with 6″ fluting.
[2] Can only be recessed in the front, back, and/or one side only.

IH/RH availability charts starting on page G•40.
IW/RW availability charts starting on page G•46.

BASE WASTEBASKET with CHARGING DRAWER, 34 1/2″ HIGH, 24″ DEEP

storage SOLUTIONS

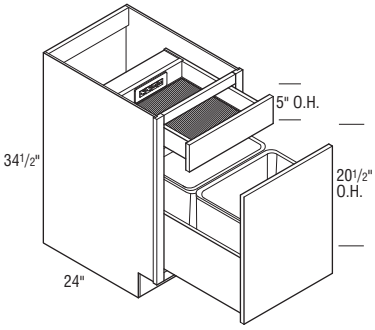

	Cubic Feet	1	2	3	4	5	6	7
BWB18CHGDRW	10.8	3588	3709	3800	3939	4101	4356	4611

- Two 35 quart wastebaskets and one lid included. Wastebasket lid is operational on front wastebasket only.
- Features Smart Stop slides.
- Wastebasket is metallic gray.
- Panel inserted under drawer.
- It is recommended that the front wastebasket be removed for easier removal of the back wastebasket.
- Wastebasket pull-out box will be 6 3/8″ high.
- Charging drawer has full extension, concealed Smart Stop slides.
- 110 lb. rated.
- 120V outlet must be installed in rear of cabinet within 10″ of bottom of drawer, in rear of cabinet.
- CUL US listed power strip with two 120V plugs and two 2.1 amp USB ports.
- Max Current: AC 15 amps @ 120VAC; USB 2.1 amp and 5 VDC each.
- Tamper resistant outlets.
- Power cord with NEMA 5-15 plug.
- Integrated cord guide mounts to cabinet side to ensure safe operation.
- Black, shock absorbing mat included.
- Special sizes not available.
- Only available in 24″ deep.
- Not available on Inset or Beaded Inset Styles.

Door & Drawer Options

AF	AOMBWB	CC	CG	GAMD	IFHG	MD	PRMD	PTOWB	SHMD	SPLITDR	SPLITDRWS	TCP
	✓							✓				

End Panel Options

AUTH	CSFPE	EXBK	FFD	FL/FR	FPE	INTGE	IPE
✓	✓	✓		✓	✓	✓	✓

Custom Modification Options

ADD_SHLF	ADDTK	CBO	CCO	CFNTO	CFP	CFRMO	CHGDRW	CLIP	CMAT	CND	CSDGBK	DRT	DRWSEC	DRWTK	EX	EX_OL	FBFL	FD
		✓	✓	✓		✓				✓	✓			✓	✓	✓		

FDSRTBTM	FLUT	FTK	ID	IH	INVFRM	IW	LIGHT	MIP	OBRB	PFINBTMB	RD	RECTK	RECTK_6[1]	RECTKFRT6	RH	ROSFLUT	RT
				✓				✓	✓			✓	✓	✓			

RW	SBCADDY	SBCADDYSM	SCPDRW	SRT	STW	TD	TKP	TVR	UDBX	URT	VTK	WS	WTCD	WTKCUP	WTR
							✓				✓				✓

[1] Can only be recessed in the front, back, and/or one side only.

Base Wine & Spice Cabinets

BASE WINE CUBBY, 34 1/2″ HIGH, 24″ DEEP

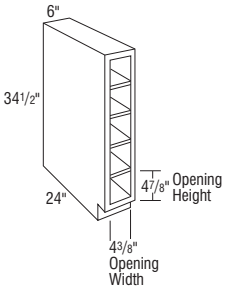

	Cubic Feet	1	2	3	4	5	6	7
BWC6	3.9	1189	1189	1189	1189	1189	1189	1189
• Five openings.								
BWC640.5	4.5	1243	1243	1243	1243	1243	1243	1243
• Six openings.								
BWC646.5	5.2	1295	1295	1295	1295	1295	1295	1295
• Seven openings.								

Notes below apply to all products in section above:
- Matching Interior standard.
- Finished or Flush Panel Ends must be specified if required.
- Available as separate unit only.
- Not available with Beaded Inset styles.
- Reduced Depths available in 1/4″ increments from 12″ to 23 3/4″.

Door & Drawer Options

AF	AOMBWB	CC	CG	GAMD	IFHG	MD	PRMD	PTOWB	SHMD	SPLITDR	SPLITDRWS	TCP

End Panel Options

AUTH	CSFPE	EXBK	FFD	FL/FR	FPE	INTGE	IPE
✓	✓				✓		

Custom Modification Options

ADD_SHLF	ADDTK	CBO	CCO	CFNTO	CFP	CFRMO	CHGDRW	CLIP	CMAT	CND	CSDGBK	DRT	DRWSEC	DRWTK	EX	EX_OL	FBFL	FD

FDSRTBTM	FLUT	FTK	ID	IH	INVFRM	IW	LIGHT	MIP	OBRB	PFINBTMB	RD	RECTK	RECTK_6	RECTKFRT6	RH	ROSFLUT	RT
			✓					✓			✓						

RW	SBCADDY	SBCADDYSM	SCPDRW	SRT	STW	TD	TKP	TVR	UDBX	URT	VTK	WS	WTCD	WTKCUP	WTR
												✓			

BASE SPICE DRAWER, 34 1/2″ HIGH, 24″ DEEP

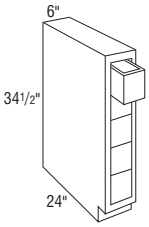

BSD6	3.9	1735	1735	1735	1735	1735	1735	1735
• Five drawers.								
BSD640.5	4.5	1827	1827	1827	1827	1827	1827	1827
• Six drawers.								
BSD646.5	5.2	1877	1877	1877	1877	1877	1877	1877
• Seven drawers.								

Notes below apply to all products in section above:
- Matching Interior standard.
- Finished or Flush Panel Ends must be specified if required.
- Not available on Inset or Beaded Inset Styles.
- Reduced Depths available in 3″ increments from 12″ to 24″.

Door & Drawer Options

AF	AOMBWB	CC	CG	GAMD	IFHG	MD	PRMD	PTOWB	SHMD	SPLITDR	SPLITDRWS	TCP

End Panel Options

AUTH	CSFPE	EXBK[1]	FFD	FL/FR	FPE	INTGE	IPE
	✓	✓			✓		

Custom Modification Options

ADD_SHLF	ADDTK	CBO	CCO	CFNTO	CFP	CFRMO	CHGDRW	CLIP	CMAT	CND	CSDGBK	DRT	DRWSEC	DRWTK	EX	EX_OL	FBFL	FD

FDSRTBTM	FLUT	FTK	ID	IH	INVFRM	IW	LIGHT	MIP	OBRB	PFINBTMB	RD	RECTK	RECTK_6	RECTKFRT6	RH	ROSFLUT	RT
			✓					✓			✓						

RW	SBCADDY	SBCADDYSM	SCPDRW	SRT	STW	TD	TKP	TVR	UDBX	URT	VTK	WS	WTCD	WTKCUP	WTR
												✓			

[1] Not available on end extended back left.

IH/RH availability charts starting on page G•40.
IW/RW availability charts starting on page G•46.

BASE with BOTTLE STORAGE, 34 1/2″ HIGH, 24″ DEEP

storage SOLUTIONS

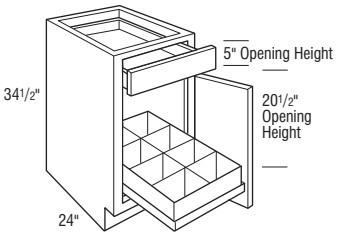

	Cubic Feet	1	2	3	4	5	6	7
BBS18 L or R	10.8	1644	1722	1779	1862	1980	2157	2334

- Pull-out includes eight storage compartments, each compartment is 5 1/4″ x 4 3/8″.
- Not available on Inset and Beaded Inset styles.

Door & Drawer Options

AF	AOMBWB	CC	CG	GAMD	IFHG	MD	PRMD	PTOWB	SHMD	SPLITDR	SPLITDRWS	TCP
			✓	✓		✓	✓		✓			

End Panel Options

AUTH	CSFPE	EXBK	FFD	FL/FR	FPE	INTGE	IPE
✓	✓	✓		✓	✓	✓	

Custom Modification Options

ADD_SHLF	ADDTK	CBO	CCO	CFNTO	CFP	CFRMO	CHGDRW	CLIP	CMAT	CND	CSDGBK	DRT	DRWSEC	DRWTK	EX	EX_OL[1]	FBFL	FD
		✓	✓	✓	✓	✓	✓			✓	✓		✓		✓	✓		

FDSRTBTM	FLUT[2]	FTK	ID	IH	INVFRM	IW	LIGHT	MIP	OBRB	PFINBTMB	RD	RECTK	RECTK_6[3]	RECTKFRT6	RH	ROSFLUT[2]	RT
	✓	✓		✓	✓			✓	✓			✓	✓	✓	✓	✓	

RW	SBCADDY	SBCADDYSM	SCPDRW	SRT	STW	TD	TKP	TVR	UDBX	URT	VTK	WS	WTCD	WTKCUP	WTR
			✓				✓	✓			✓		✓	✓	✓

[1] Not available with extended stile both.
[2] Not available with 6″ fluting.
[3] Can only be recessed in the front, back, and/or one side only.

BASE QUARTER ROUND END SHELF

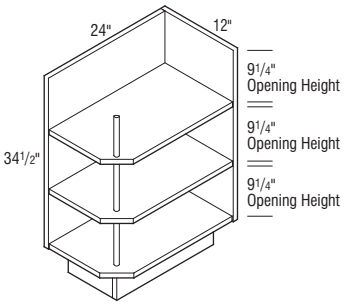

45° Angle (Right Angle Shown)

BQRES L or R	7.4	781	781	781	781	781	781	781

- L or R must be specified.
- 3/4″ thick back and sides.
- Reduced Depths available in 1/4″ increments from 9″ to 23 3/4″.
- Increased Depths available in 1/4″ increments from 24 1/4″ to 30″.

Door & Drawer Options

AF	AOMBWB	CC	CG	GAMD	IFHG	MD	PRMD	PTOWB	SHMD	SPLITDR	SPLITDRWS	TCP

End Panel Options

AUTH	CSFPE	EXBK	FFD	FL/FR	FPE	INTGE	IPE

Custom Modification Options

ADD_SHLF	ADDTK	CBO	CCO	CFNTO	CFP	CFRMO	CHGDRW	CLIP	CMAT	CND	CSDGBK	DRT	DRWSEC	DRWTK	EX	EX_OL	FBFL	FD

FDSRTBTM	FLUT	FTK	ID	IH	INVFRM	IW	LIGHT	MIP	OBRB	PFINBTMB	RD	RECTK	RECTK_6	RECTKFRT6	RH	ROSFLUT	RT
			✓			✓					✓						

RW	SBCADDY	SBCADDYSM	SCPDRW	SRT	STW	TD	TKP	TVR	UDBX	URT	VTK	WS	WTCD	WTKCUP	WTR
✓										✓					

BASE HALF ROUND END SHELF

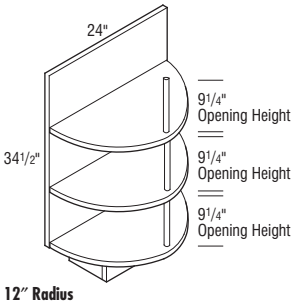

12″ Radius

BHRES	7.4	781	781	781	781	781	781	781

- 3/4″ thick back.
- Designed for use with Peninsula Base Cabinets.

Modifications Are Not Available

Desk File Drawer Base Cabinets

DESK FILE DRAWER BASE, 30″ HIGH, 21″ DEEP

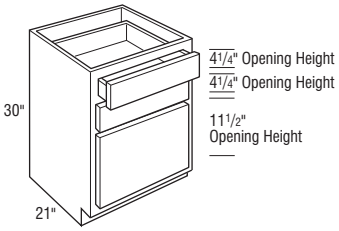

	Cubic Feet	1	2	3	4	5	6	7
DFD153021	7.1	1779	1862	1930	2035	2155	2353	2551
DFD183021	8.4	1860	1951	2019	2129	2254	2464	2674
DFD213021	9.6	2035	2133	2208	2329	2466	2693	2920
DFD243021	10.9	2144	2246	2327	2450	2595	2837	3079

- Lateral (side-to-side) Filing system installed.
- Increased Depth of 24″ available.
- When an Inset or Beaded Inset style is selected, drawer fronts will be slab.

Door & Drawer Options

AF	AOMBWB	CC	CG	GAMD	IFHG	MD	PRMD	PTOWB	SHMD	SPLITDR	SPLITDRWS	TCP

End Panel Options

AUTH	CSFPE	EXBK	FFD	FL/FR	FPE	INTGE	IPE
✓	✓	✓	✓	✓	✓	✓	✓

Custom Modification Options

ADD_SHLF	ADDTK	CBO	CCO	CFNTO	CFP	CFRMO	CHGDRW	CLIP	CMAT	CND	CSDGBK	DRT	DRWSEC	DRWTK	EX	EX_OL	FBFL	FD
		✓	✓	✓		✓		✓							✓	✓		

FDSRTBTM	FLUT[1]	FTK	ID	IH	INVFRM	IW	LIGHT	MIP	OBRB	PFINBTMB	RD	RECTK	RECTK_6[2]	RECTKFRT6	RH	ROSFLUT	RT
	✓	✓	✓	✓				✓	✓			✓	✓	✓		✓	

RW	SBCADDY	SBCADDYSM	SCPDRW	SRT	STW	TD	TKP	TVR	UDBX	URT	VTK	WS	WTCD	WTKCUP	WTR
							✓				✓	✓			✓

[1] Not available with 6″ fluting.
[2] 15″ and 18″ wide can only be recessed in the front, back, and/or one side only.

DESK FILE DRAWER BASE, 34 1/2″ HIGH, 21″ DEEP

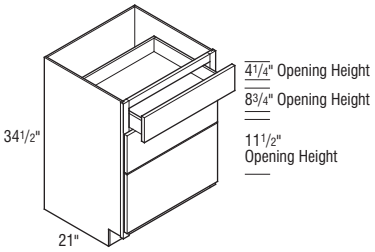

DFD153421	8.1	2044	2144	2220	2339	2478	2708	2938
DFD183421	9.5	2139	2243	2323	2447	2591	2832	3073
DFD213421	11.0	2339	2450	2539	2677	2835	3098	3361
DFD243421	12.5	2465	2583	2676	2820	2988	3264	3540

- Lateral (side-to-side) Filing system installed.
- Increased Depths available in 3″ increments from 24″.

Door & Drawer Options

AF	AOMBWB	CC	CG	GAMD	IFHG	MD	PRMD	PTOWB	SHMD	SPLITDR	SPLITDRWS	TCP

End Panel Options

AUTH	CSFPE	EXBK	FFD	FL/FR	FPE	INTGE	IPE
✓	✓	✓	✓	✓	✓	✓	✓

Custom Modification Options

ADD_SHLF	ADDTK	CBO	CCO	CFNTO	CFP	CFRMO	CHGDRW	CLIP	CMAT	CND	CSDGBK	DRT	DRWSEC	DRWTK	EX	EX_OL	FBFL	FD
		✓	✓	✓		✓		✓							✓	✓		

FDSRTBTM	FLUT[1]	FTK	ID	IH	INVFRM	IW	LIGHT	MIP	OBRB	PFINBTMB	RD	RECTK	RECTK_6[2]	RECTKFRT6	RH	ROSFLUT	RT
	✓	✓	✓	✓				✓	✓			✓	✓	✓		✓	

RW	SBCADDY	SBCADDYSM	SCPDRW	SRT	STW	TD	TKP	TVR	UDBX	URT	VTK	WS	WTCD	WTKCUP	WTR
							✓				✓	✓			✓

[1] Not available with 6″ fluting.
[2] 15″ and 18″ wide can only be recessed in the front, back, and/or one side only.

IH/RH availability charts starting on page G•40.
IW/RW availability charts starting on page G•46.

FURNITURE DRAWER, 6 3/4″ HIGH, 24″ DEEP

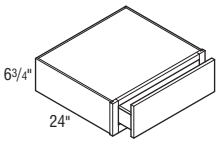

	Cubic Feet	1	2	3	4	5	6	7
FD1506.7524	2.1	1074	1128	1166	1228	1301	1421	1541
FD1806.7524	2.5	1129	1185	1227	1290	1368	1493	1618
FD2106.7524	2.9	1185	1244	1290	1357	1438	1570	1702
FD2406.7524	3.3	1245	1306	1353	1425	1510	1648	1786
FD2706.7524	3.7	1306	1371	1421	1494	1584	1728	1872
FD3006.7524	4.1	1371	1439	1491	1570	1664	1816	1968
FD3306.7524	4.4	1442	1513	1569	1650	1750	1910	2070
FD3606.7524	4.8	1513	1588	1645	1731	1835	2002	2169
FD3906.7524	5.2	1590	1668	1729	1819	1928	2104	2280
FD4206.7524	5.6	1670	1752	1816	1911	2026	2210	2394
FD4506.7524	5.9	1752	1839	1906	2005	2127	2321	2515
FD4806.7524	6.3	1839	1932	2002	2106	2233	2437	2641

- Reduced Depths available in 1/4″ increments from 12″ to 23 3/4″.
- Increased Heights will not add a toekick.

Door & Drawer Options

AF	AOMBWB	CC	CG	GAMD	IFHG	MD	PRMD	PTOWB	SHMD	SPLITDR	SPLITDRWS	TCP
											✓	

End Panel Options

AUTH	CSFPE	EXBK	FFD	FL/FR	FPE	INTGE	IPE
✓		✓		✓			

Custom Modification Options

ADD_SHLF	ADDTK	CBO	CCO	CFNTO	CFP	CFRMO	CHGDRW	CLIP	CMAT	CND	CSDGBK	DRT	DRWSEC	DRWTK	EX	EX_OL	FBFL	FD
		✓	✓	✓		✓		✓			✓				✓	✓		

FDSRTBTM	FLUT	FTK	ID	IH	INVFRM	IW	LIGHT	MIP	OBRB	PFINBTMB	RD	RECTK	RECTK_6	RECTKFRT6	RH	ROSFLUT	RT
	✓		✓	✓		✓		✓			✓						

RW	SBCADDY	SBCADDYSM	SCPDRW	SRT	STW	TD	TKP	TVR	UDBX	URT	VTK	WS	WTCD	WTKCUP	WTR
												✓			✓

Furniture Drawers

FURNITURE DRAWER, 12″ HIGH, 24″ DEEP

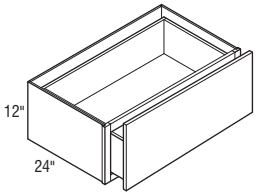

	Cubic Feet	1	2	3	4	5	6	7
FD151224	3.5	1102	1157	1199	1262	1339	1460	1581
FD181224	4.1	1157	1215	1259	1325	1404	1533	1662
FD211224	4.7	1216	1277	1323	1392	1476	1609	1742
FD241224	5.4	1277	1340	1388	1461	1548	1690	1832
FD271224	6.0	1341	1407	1457	1534	1626	1775	1924
FD301224	6.6	1408	1478	1531	1610	1707	1865	2023
FD331224	7.2	1480	1553	1609	1694	1796	1959	2122
FD361224	7.9	1553	1631	1690	1779	1885	2058	2231
FD391224	8.4	1631	1712	1774	1866	1978	2157	2336
FD421224	9.1	1712	1797	1861	1959	2077	2267	2457
FD451224	9.7	1798	1887	1955	2056	2180	2379	2578
FD481224	10.3	1888	1981	2053	2161	2290	2499	2708

- Reduced Depths available in 1/4″ increments from 12″ to 23 3/4″.
- Increased Heights will not add a toekick.

Door & Drawer Options

AF	AOMBWB	CC	CG	GAMD	IFHG	MD	PRMD	PTOWB	SHMD	SPLITDR	SPLITDRWS	TCP
											✓	

End Panel Options

AUTH	CSFPE	EXBK	FFD	FL/FR	FPE	INTGE	IPE
✓		✓		✓			

Custom Modification Options

ADD_SHLF	ADDTK	CBO	CCO	CFNTO	CFP	CFRMO	CHGDRW	CLIP	CMAT	CND	CSDGBK	DRT	DRWSEC	DRWTK	EX	EX_OL	FBFL	FD
		✓	✓	✓		✓		✓			✓				✓	✓		

FDSRTBTM	FLUT	FTK	ID	IH	INVFRM	IW	LIGHT	MIP	OBRB	PFINBTMB	RD	RECTK	RECTK_6	RECTKFRT6	RH	ROSFLUT	RT
	✓		✓	✓		✓		✓			✓						

RW	SBCADDY	SBCADDYSM	SCPDRW	SRT	STW	TD	TKP	TVR	UDBX	URT	VTK	WS	WTCD	WTKCUP	WTR
												✓			✓

IH/RH availability charts starting on page G•40.
IW/RW availability charts starting on page G•46.

FURNITURE DRAWER WINDOW BENCH, 18″ HIGH, 24″ DEEP

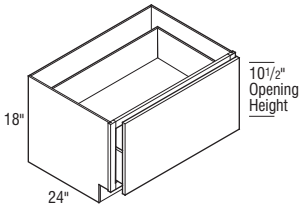

	Cubic Feet	1	2	3	4	5	6	7
FDWB151824	4.9	1179	1236	1278	1347	1427	1557	1687
FDWB181824	5.8	1236	1296	1342	1414	1499	1634	1769
FDWB211824	6.7	1296	1362	1411	1483	1574	1716	1858
FDWB241824	7.6	1362	1430	1479	1558	1649	1801	1953
FDWB271824	8.5	1430	1500	1556	1636	1731	1892	2053
FDWB301824	9.4	1500	1575	1632	1717	1821	1986	2151
FDWB331824	10.3	1575	1650	1713	1802	1912	2088	2264
FDWB361824	11.2	1650	1734	1799	1893	2005	2191	2377
FDWB391824	12.1	1738	1825	1890	1990	2109	2300	2491
FDWB421824	13.0	1825	1916	1984	2087	2213	2415	2617
FDWB451824	13.9	1917	2012	2084	2193	2326	2539	2752
FDWB481824	14.8	2012	2113	2189	2304	2442	2665	2888

- Reduced Depths available in 1/4″ increments from 12″ to 23 3/4″.
- Toekick will remain when increasing or reducing heights.

Door & Drawer Options

AF	AOMBWB	CC	CG	GAMD	IFHG	MD	PRMD	PTOWB	SHMD	SPLITDR	SPLITDRWS[1]	TCP
											✓	

End Panel Options

AUTH	CSFPE	EXBK	FFD	FL/FR	FPE	INTGE	IPE
	✓	✓		✓	✓	✓	✓

Custom Modification Options

ADD_SHLF	ADDTK	CBO	CCO	CFNTO	CFP	CFRMO	CHGDRW	CLIP	CMAT	CND	CSDGBK	DRT	DRWSEC	DRWTK	EX	EX_OL	FBFL	FD
		✓	✓	✓		✓		✓			✓				✓	✓		

FDSRTBTM	FLUT[2]	FTK	ID	IH	INVFRM	IW[3]	LIGHT	MIP	OBRB	PFINBTMB	RD	RECTK	RECTK_6	RECTKFRT6	RH	ROSFLUT[4]	RT
	✓	✓		✓		✓		✓	✓		✓	✓			✓	✓	

RW	SBCADDY	SBCADDYSM	SCPDRW	SRT	STW	TD	TKP	TVR	UDBX	URT	VTK	WS	WTCD	WTKCUP	WTR
							✓				✓	✓			

[1] Not available on 15″-21″ wide.
[2] 6″ fluting not available on 15″ or 18″ wide. Fluting both 6″ also not available on 21″ wide.
[3] Not available on 36″ or 48″ wide.
[4] Fluting both not available on 15″ or 18″ wide.

Hutch Base Cabinets

HUTCH BASE, 34 1/2″ HIGH, 24″ DEEP

	Cubic Feet	1	2	3	4	5	6	7
HB30	17.4	2241	2347	2435	2569	2701	2954	3207
HB36	20.7	2327	2435	2529	2665	2806	3066	3326
HB42	24.0	2421	2538	2623	2772	2919	3188	3457
HB48	27.3	2595	2724	2819	2983	3134	3420	3706

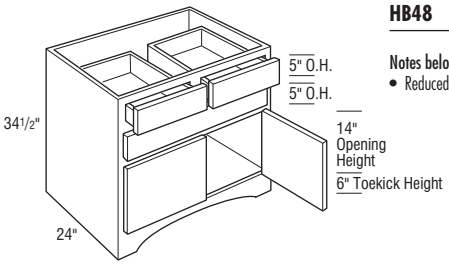

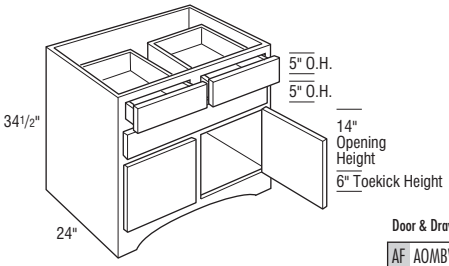

Notes below apply to all products in section above:

- Reduced Depths available in 1/4″ increments from 12″ to 23 3/4″.

Door & Drawer Options

AF	AOMBWB	CC	CG	GAMD	IFHG	MD	PRMD	PTOWB	SHMD	SPLITDR[1]	SPLITDRWS	TCP
			✓	✓	✓	✓	✓		✓	✓		

End Panel Options

AUTH	CSFPE	EXBK	FFD	FL/FR	FPE	INTGE	IPE
✓	✓	✓	✓	✓	✓	✓	✓

Custom Modification Options

ADD_SHLF	ADDTK	CBO	CCO	CFNTO	CFP	CFRMO	CHGDRW	CLIP	CMAT	CND	CSDGBK	DRT	DRWSEC[2]	DRWTK[1]	EX	EX_OL	FBFL	FD
		✓	✓	✓	✓	✓		✓		✓	✓		✓	✓	✓	✓		

FDSRTBTM	FLUT[3]	FTK[4]	ID	IH	INVFRM	IW	LIGHT	MIP	OBRB	PFINBTMB	RD	RECTK	RECTK_6	RECTKFRT6	RH	ROSFLUT	RT
	✓	✓		✓				✓	✓		✓					✓	✓

RW	SBCADDY	SBCADDYSM	SCPDRW	SRT	STW	TD	TKP	TVR	UDBX	URT	VTK	WS	WTCD	WTKCUP	WTR
			✓			✓		✓			✓	✓	✓		✓

[1] Not available on 42″ or 48″ wide.
[2] Only available on 36″-48″ wide.
[3] Fluting both 6″ not available on 30″ wide.
[4] Not available on FTKAV and style B-L.

IH/RH availability charts starting on page G•40.
IW/RW availability charts starting on page G•46.

BASE OPEN CABINET with PLAIN BACK, 34 1/2″ HIGH, 24″ DEEP

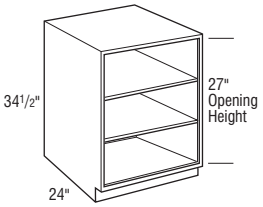

	Cubic Feet	1	2	3	4	5	6	7
BOCP15	9.1	998	1046	1079	1140	1201	1314	1427
BOCP18	10.8	1046	1095	1131	1193	1263	1384	1505
BOCP24	14.1	1406	1475	1526	1607	1708	1864	2020
BOCP30	17.4	1667	1744	1812	1909	2005	2190	2375
BOCP36	20.7	1796	1880	1952	2063	2159	2363	2567

Notes below apply to all products in section above:

- Matching Interior Plywood (MIP) standard.
- If ordered with Hewn Technique, will not feature sand-through characteristics.
- To change the top rail valance, specify one of the Top Valance Rail modifications.
- Includes two full depth adjustable shelves.
- Reduced Depths available in 1/4″ increments from 6″ to 23 3/4″.
- Increased Depths available in 1/4″ increments from 24 1/4″ to 30″.

Door & Drawer Options

AF	AOMBWB	CC	CG	GAMD	IFHG	MD	PRMD	PTOWB	SHMD	SPLITDR	SPLITDRWS	TCP

End Panel Options

AUTH	CSFPE	EXBK	FFD	FL/FR	FPE	INTGE	IPE
✓	✓	✓	✓		✓	✓	

Custom Modification Options

ADD_SHLF	ADDTK	CBO	CCO	CFNTO	CFP	CFRMO	CHGDRW	CLIP	CMAT	CND	CSDGBK	DRT	DRWSEC	DRWTK	EX	EX_OL	FBFL	FD
		✓	✓			✓		✓			✓				✓	✓		

FDSRTBTM	FLUT[1]	FTK	ID	IH	INVFRM	IW	LIGHT	MIP	OBRB	PFINBTMB	RD	RECTK	RECTK_6	RECTKFRT6	RH	ROSFLUT	RT
	✓	✓	✓	✓					✓		✓	✓			✓	✓	✓

RW	SBCADDY	SBCADDYSM	SCPDRW	SRT	STW	TD	TKP	TVR	UDBX	URT	VTK	WS	WTCD	WTKCUP	WTR
						✓	✓	✓			✓	✓			✓

[1] Not available with 6″ fluting.

BASE OPEN CABINET with CAR SIDING BACK, 34 1/2″ HIGH, 24″ DEEP

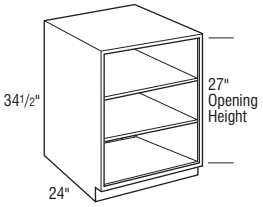

BOCB15	9.1	1274	1322	1355	1416	1477	1590	1703
BOCB18	10.8	1322	1371	1407	1469	1539	1660	1781
BOCB24	14.1	1682	1751	1801	1883	1984	2139	2294
BOCB30	17.4	1943	2020	2088	2185	2281	2466	2651
BOCB36	20.7	2071	2156	2228	2339	2435	2639	2843

Notes below apply to all products in section above:

- Matching Interior Plywood (MIP) standard.
- The interior back of cabinet will be car siding back.
- If ordered with Hewn Technique, will not feature sand-through characteristics.
- To change the top rail valance, specify one of the Top Valance Rail modifications.
- Includes two full depth adjustable shelves.
- Reduced Depths available in 1/4″ increments from 6″ to 23 3/4″.
- Increased Depths available in 1/4″ increments from 24 1/4″ to 30″.

Door & Drawer Options

AF	AOMBWB	CC	CG	GAMD	IFHG	MD	PRMD	PTOWB	SHMD	SPLITDR	SPLITDRWS	TCP

End Panel Options

AUTH	CSFPE	EXBK	FFD	FL/FR	FPE	INTGE	IPE
✓	✓	✓	✓		✓	✓	

Custom Modification Options

ADD_SHLF	ADDTK	CBO	CCO	CFNTO	CFP	CFRMO	CHGDRW	CLIP	CMAT	CND	CSDGBK	DRT	DRWSEC	DRWTK	EX	EX_OL	FBFL	FD
		✓	✓			✓		✓							✓	✓		

FDSRTBTM	FLUT[1]	FTK	ID	IH	INVFRM	IW	LIGHT	MIP	OBRB	PFINBTMB	RD	RECTK	RECTK_6	RECTKFRT6	RH	ROSFLUT	RT
	✓	✓	✓	✓					✓		✓	✓			✓	✓	✓

RW	SBCADDY	SBCADDYSM	SCPDRW	SRT	STW	TD	TKP	TVR	UDBX	URT	VTK	WS	WTCD	WTKCUP	WTR
						✓	✓	✓			✓	✓			✓

[1] Not available with 6″ fluting.

Base Open Cabinets

BASE OPEN CABINET with PLAIN BACK and DRAWER, 34 1/2″ HIGH, 24″ DEEP

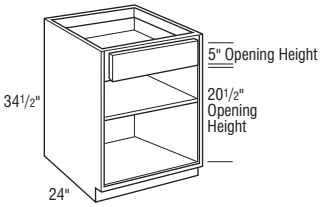

	Cubic Feet	1	2	3	4	5	6	7
BODP15	9.1	1179	1240	1284	1349	1413	1547	1681
BODP18	10.8	1212	1266	1307	1375	1444	1578	1712
BODP24	14.1	1626	1702	1750	1842	1954	2131	2308
BODP30	17.4	1856	1945	2008	2120	2222	2429	2636
BODP36	20.7	1954	2047	2120	2233	2348	2561	2774

Notes below apply to all products in section above:

- Includes one full depth adjustable shelf.
- Matching Interior Plywood (MIP) standard.
- If ordered with Hewn Technique, will not feature sand-through characteristics.
- To change the top rail valance, specify one of the Top Valance Rail modifications.

Door & Drawer Options

AF	AOMBWB	CC	CG	GAMD	IFHG	MD	PRMD	PTOWB	SHMD	SPLITDR	SPLITDRWS[1]	TCP
											✓	

End Panel Options

AUTH	CSFPE	EXBK	FFD	FL/FR	FPE	INTGE	IPE
✓	✓	✓	✓		✓	✓	

Custom Modification Options

ADD_SHLF	ADDTK	CBO	CCO	CFNTO	CFP	CFRMO	CHGDRW	CLIP	CMAT	CND	CSDGBK	DRT	DRWSEC	DRWTK	EX	EX_OL	FBFL	FD
		✓	✓	✓	✓	✓		✓			✓			✓	✓	✓		

FDSRTBTM	FLUT[2]	FTK	ID	IH	INVFRM	IW[3]	LIGHT	MIP	OBRB	PFINBTMB	RD	RECTK	RECTK_6	RECTKFRT6	RH	ROSFLUT	RT
✓	✓	✓		✓	✓	✓			✓		✓	✓			✓	✓	✓

RW	SBCADDY	SBCADDYSM	SCPDRW	SRT	STW	TD	TKP	TVR[4]	UDBX[1]	URT	VTK	WS	WTCD	WTKCUP[5]	WTR
	✓	✓	✓			✓	✓	✓	✓		✓	✓		✓	✓

[1] Not available on 15″-18″ wide.
[2] 6″ fluting not available on 15″ wide and FLUT6B is only available on 24″ wide.
[3] Not available on 24″ wide.
[4] Not available on 18″ wide.
[5] Only available on 18″ and 36″ wide. Only available on 36″ wide when used in conjunction with SPLITDRWS modification.

BASE OPEN CABINET with CAR SIDING BACK and DRAWER, 4 1/2″ HIGH, 24″ DEEP

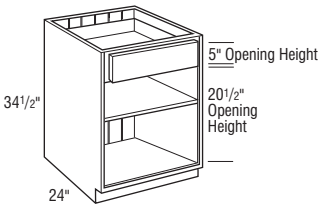

BODB15	9.1	1455	1516	1560	1625	1689	1823	1957
BODB18	10.8	1488	1542	1583	1651	1720	1854	1988
BODB24	14.1	1902	1978	2026	2118	2230	2407	2584
BODB30	17.4	2132	2221	2284	2396	2498	2705	2912
BODB36	20.7	2230	2323	2396	2509	2624	2837	3050

Notes below apply to all products in section above:

- Includes one full depth adjustable shelf.
- Matching Interior Plywood (MIP) standard.
- The interior back of cabinet will be car siding back.
- If ordered with Hewn Technique, will not feature sand-through characteristics.
- To change the top rail valance, specify one of the Top Valance Rail modifications.

Door & Drawer Options

AF	AOMBWB	CC	CG	GAMD	IFHG	MD	PRMD	PTOWB	SHMD	SPLITDR	SPLITDRWS[1]	TCP
											✓	

End Panel Options

AUTH	CSFPE	EXBK	FFD	FL/FR	FPE	INTGE	IPE
✓	✓	✓	✓		✓	✓	

Custom Modification Options

ADD_SHLF	ADDTK	CBO	CCO	CFNTO	CFP	CFRMO	CHGDRW	CLIP	CMAT	CND	CSDGBK	DRT	DRWSEC	DRWTK	EX	EX_OL	FBFL	FD
		✓	✓	✓	✓	✓		✓						✓	✓	✓		

FDSRTBTM	FLUT[2]	FTK	ID	IH	INVFRM	IW[3]	LIGHT	MIP	OBRB	PFINBTMB	RD	RECTK	RECTK_6	RECTKFRT6	RH	ROSFLUT	RT
✓	✓	✓		✓	✓	✓			✓		✓	✓			✓	✓	✓

RW	SBCADDY	SBCADDYSM	SCPDRW	SRT	STW	TD	TKP	TVR[4]	UDBX[1]	URT	VTK	WS	WTCD	WTKCUP[5]	WTR
	✓	✓	✓			✓	✓	✓	✓		✓	✓		✓	✓

[1] Not available on 15″-18″ wide.
[2] 6″ fluting not available on 15″ wide and FLUT6B is only available on 24″ wide.
[3] Not available on 24″ wide.
[4] Not available on 18″ wide.
[5] Only available on 18″ and 36″ wide. Only available on 36″ wide when used in conjunction with SPLITDRWS modification.

IH/RH availability charts starting on page G•40.
IW/RW availability charts starting on page G•46.

BASE MESSAGE CENTER, 30″ HIGH, 3″ DEEP

storage SOLUTIONS

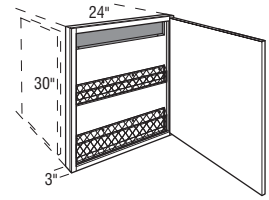

	Cubic Feet	1		2		3		4		5		6		7	
BMC24 L or R	12.2	1671		1742		1811		1883		1918		1952		1986	

- Finished Flush Ends standard.
- Includes magazine holder, bulletin board and mail holder.
- Cabinet recommended to be hinged on wall side.
- Door will open 90° without decorative hardware.
- For proper installation, adjacent cabinet must have flush ends or 3/32″ skin applied.
- Embellishments or overlay fillers can be used on side of cabinet to add a decorative touch.
- Increased Depths available in 1/4″ increments from 3 1/4″ to 30″.
- Not available on Inset and Beaded Inset styles.

Door & Drawer Options

AF	AOMBWB	CC	CG	GAMD	IFHG	MD	PRMD	PTOWB	SHMD	SPLITDR	SPLITDRWS	TCP
			✓	✓		✓	✓		✓			✓

End Panel Options

AUTH	CSFPE	EXBK	FFD	FL/FR	FPE	INTGE	IPE
	✓						

Custom Modification Options

ADD_SHLF	ADDTK	CBO	CCO	CFNTO	CFP	CFRMO	CHGDRW	CLIP	CMAT	CND	CSDGBK	DRT	DRWSEC	DRWTK	EX	EX_OL	FBFL	FD
		✓	✓	✓		✓				✓					✓	✓		

FDSRTBTM	FLUT	FTK	ID	IH	INVFRM	IW	LIGHT	MIP	OBRB	PFINBTMB	RD	RECTK	RECTK_6	RECTKFRT6	RH	ROSFLUT	RT
		✓	✓					✓	✓								

RW	SBCADDY	SBCADDYSM	SCPDRW	SRT	STW	TD	TKP	TVR	UDBX	URT	VTK	WS	WTCD	WTKCUP	WTR
												✓			✓

Notes

How to Use Your Kemper Emerge Price List

Your Kemper Emerge price guide contains charts with prices for each cabinetry product, arranged according to an alphabetical code. Use the chart below to determine the price code for your preferred cabinetry style.

Then refer to the various sections of this binder to find the types and sizes of cabinets required. Read across each chart to the column that corresponds to your style's price code to determine the price for each unit.

For example, if you want a utility wall cabinet that is 12″ wide and 84″ high in the Kirby Cherry style, you would
- Find the price code for Kirby Cherry ("3" in the chart below)
- Refer to the Tall Cabinets section of this binder
- Locate product code U128412 L or R (U = utility wall, 12 = width in inches, 84 = height in inches)
- Read across the chart in the same row to column 3 to find the price for this model in Kirby Cherry

Door Styles	Alder	Cherry	Maple	MDF	Quartersawn Oak	Rustic Alder	Walnut
Amstead NEW	3	5	3		5	3	6
Burke	3	5	3		5	3	6
Burke Beaded Inset	3+15%	5+15%	3+15%		5+15%	3+15%	6+15%
Burke Inset	3+15%	5+15%	3+15%		5+15%	3+15%	6+15%
Butler NEW	4	6	4		6	4	7
Caprice NEW	4	6	4	1	6		7
Caprice Beaded Inset NEW				1+15%			
Caprice Inset NEW				1+15%			
Decker	2	4	2		4	2	6
Decker Beaded Inset	2+15%	4+15%	2+15%		4+15%	2+15%	6+15%
Decker Inset	2+15%	4+15%	2+15%		4+15%	2+15%	6+15%
Gordon	1	3	1		3	1	5
Gordon Beaded Inset	1+15%	3+15%	1+15%		3+15%	1+15%	5+15%
Gordon Inset	1+15%	3+15%	1+15%		3+15%	1+15%	5+15%
Kirby	1	3	1		3	1	5
Kirby Beaded Inset	1+15%	3+15%	1+15%		3+15%	1+15%	5+15%
Kirby Inset	1+15%	3+15%	1+15%		3+15%	1+15%	5+15%
Landry	5	6	5		6	5	7
Landry Beaded Inset	5+15%	6+15%	5+15%		6+15%	5+15%	7+15%
Landry Inset	5+15%	6+15%	5+15%		6+15%	5+15%	7+15%
Northrope NEW	3	5	3		5	3	6
Shanley	1	3	1		3	1	5
Shanley Beaded Inset	1+15%	3+15%	1+15%		3+15%	1+15%	5+15%
Shanley Inset	1+15%	3+15%	1+15%		3+15%	1+15%	5+15%
Tate	2	4	2		4	2	6
Tate Beaded Inset	2+15%	4+15%	2+15%		4+15%	2+15%	6+15%
Tate Inset	2+15%	4+15%	2+15%		4+15%	2+15%	6+15%
Vinson	2	4	2		4	2	6
Vinson Beaded Inset	2+15%	4+15%	2+15%		4+15%	2+15%	6+15%
Vinson Inset	2+15%	4+15%	2+15%		4+15%	2+15%	6+15%
Whitman NEW	1	3	1		3	1	5
Whitman Beaded Inset NEW	1+15%	3+15%	1+15%		3+15%	1+15%	5+15%
Whitman Inset NEW	1+15%	3+15%	1+15%		3+15%	1+15%	5+15%

Kemper Emerge Modification Option Descriptions

Your Kemper Emerge price guide contains charts with modification option codes for each applicable cabinetry product. Reference the listing below to identify the modification description.

Door & Drawer Options

Option	Description
AF	Aluminum Door
CC	Craftsman Door
CG	Cut-for-glass
GAMD	Gallery Mullion Door
IFHG	Inset Finial Hinges
MD	Mullion Door
MFO	Modified Full Overlay
PRMD	Prairie Mullion Door
SGLPN	Single Panel Tall Door
SHMD	Shaker Mullion Door
SPLITDR	Split Doors

End Panel Options

Option	Description
AUTH	Authentic Flush End
CSFPE	Car Siding Flush Panel End
EXBK	End Extended Back
FFD	Face Frame and Door on End
FL/FR	Finished Ends
FPE	Flush Panel End
INTGE	Integral End
IPE	Inset Panel Ends

Custom Modification Options

Option	Description
ATTTK	Attach Toekick
CBO	Cabinet Box Only
CCO	Cabinet Case Only
CFNTO	Cabinet Front Only
CFRMO	Cabinet Frame Only
CLIP	Clipped Corner
CND	Cabinet No Door
CSDGBK	Car Siding Back
DRT	Deep Roll Trays
DRWTK	Toekick Drawer
EX	Extended Stile
EX_OL	Extended Stile with Overlay
FLUT	Fluting
FTK	Flush Toekick
ID	Increased Depth
IH	Increased Height
IW	Increased Width
LIGHT	Lighting
MIP	Matching Interior
OBRB	Open Bottom Rail Base
RD	Reduced Depth
RECTK	Recessed Toekick
RH	Reduced Height
ROSFLUT	Rose Fluting
RT	Roll Trays
SRT	Scooped Roll Tray
TD	Tray Divider
TKP	Toekick Pedestal
TVR	Top Valance Rail
VTK	Void Toekick
WS	Wide Stiles
WTR	Wide Top Rail

NEW UTILITY, 66″, 84″, 87″, 90″, 93″, 96″, 102″, or 108″ HIGH, 12″ DEEP

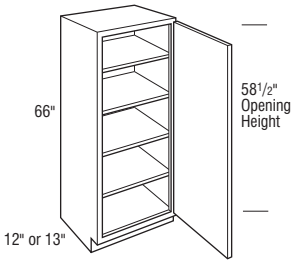

	Cubic Feet	1	2	3	4	5	6	7
U126612 L or R	7.5	1739	1825	1890	1994	2101	2295	2489
U156612 L or R	9.5	1839	1934	2000	2108	2232	2437	2642
U186612 L or R	10.8	1950	2046	2118	2237	2358	2579	2800
U216612 L or R	12.4	2075	2178	2255	2386	2511	2742	2973
U246612 L or R	14.1	2204	2313	2394	2528	2667	2918	3169

- Includes four adjustable shelves.
- Doors will include two center panels divided by a horizontal rail.
- Inset and Beaded Inset Door Styles are a standard 13″ deep.
- Full Overlay Styles:
  - Increased Depths available in 1/4″ increments from 12 1/4″ to 30″.
  - Reduced Depths available in 1/4″ increments from 6″ to 11 3/4″.
- Inset and Beaded Inset Styles:
  - Increased Depths available in 1/4″ increments from 13 1/4″ to 30″.
  - Reduced Depths available in 1/4″ increments from 6″ to 12 3/4″.
- Recessed Toekick on ends must be specified if required.

Door & Drawer Options

AF	CC	CG	GAMD	IFHG	MD	MFO	PRMD	SGLPN	SHMD	SPLITDR
		✓		✓		✓		✓		

End Panel Options

AUTH	CSFPE	EXBK	FFD	FL/FR	FPE	INTGE	IPE
✓	✓	✓	✓	✓	✓	✓	✓

Custom Modification Options

ATTTK	CBO	CCO	CFNTO	CFRMO	CLIP	CND	CSDGBK	DRT	DRWTK	EX	EX_OL	FLUT[1]	FTK[2]	ID	IH	IW	LIGHT	MIP	OBRB
	✓	✓	✓	✓	✓	✓	✓		✓	✓	✓	✓	✓	✓				✓	✓

RD	RECTK	RH	ROSFLUT[1]	RT	SRT	TD	TKP	TVR[3]	VTK	WS[4]	WTR
✓	✓		✓	✓			✓	✓	✓	✓	✓

[1] Fluting both not available on 12″ wide. Not available with 6″ fluting.
[2] FTKAV and style B-L are not available on 12″ wide.
[3] Not available on 12″ wide except with TVRVV.
[4] Wide stile both 3″ not available on 12″ wide.

Utility Cabinets

UTILITY, 66″, 84″, 87″, 90″, 93″, 96″, 102″, or 108″ HIGH, 12″ DEEP (cont'd)

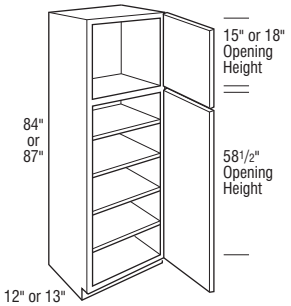

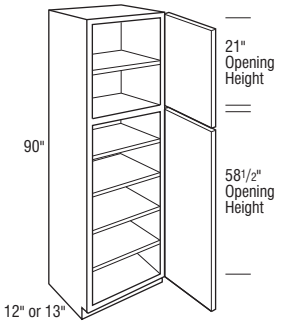

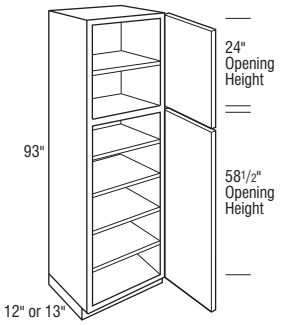

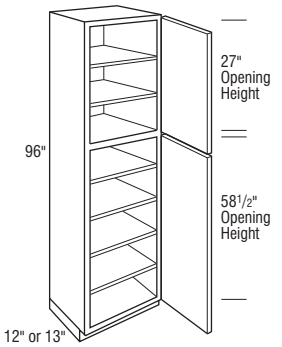

	Cubic Feet	1	2	3	4	5	6	7
U128412 L or R	9.7	1969	2066	2144	2259	2380	2594	2808
U158412 L or R	11.8	2093	2193	2276	2396	2524	2760	2996
U188412 L or R	14.0	2209	2317	2397	2529	2678	2928	3178
U218412 L or R	16.1	2355	2475	2557	2697	2849	3120	3391
U248412 L or R	18.3	2500	2623	2714	2866	3029	3314	3599
U128712 L or R	10.0	2072	2175	2250	2378	2505	2731	2957
U158712 L or R	12.3	2195	2304	2386	2517	2660	2903	3146
U188712 L or R	14.5	2326	2437	2521	2664	2814	3077	3340
U218712 L or R	16.7	2478	2602	2688	2841	2994	3274	3554
U248712 L or R	18.9	2626	2756	2854	3013	3184	3481	3778

- Includes four adjustable shelves.

U129012AH L or R	10.4	2174	2281	2362	2492	2626	2869	3112
U159012AH L or R	12.7	2299	2418	2500	2635	2790	3046	3302
U189012AH L or R	15.0	2437	2557	2647	2796	2948	3224	3500
U219012AH L or R	17.3	2594	2722	2819	2983	3139	3428	3717
U249012AH L or R	19.6	2755	2891	2992	3160	3334	3647	3960

- AH represents upper section alignment with doors on 24″ or 27″ high cabinets.
- Includes five adjustable shelves.
- Toekick shipped attached unless otherwise specified.

U129312AH L or R	10.7	2286	2397	2483	2620	2767	3022	3277
U159312AH L or R	13.1	2432	2552	2638	2785	2948	3216	3484
U189312AH L or R	15.5	2577	2703	2796	2952	3111	3401	3691
U219312AH L or R	17.8	2744	2875	2983	3149	3315	3616	3917
U249312AH L or R	20.2	2915	3054	3165	3338	3519	3846	4173

- AH represents upper section alignment with doors on 24″ or 27″ high cabinets.
- Includes five adjustable shelves.
- Shipped with loose toe space unless Attach Toekick or Flush Toekick is specified.

U129612 L or R	11.0	2401	2516	2606	2749	2903	3178	3453
U159612 L or R	13.5	2566	2688	2778	2934	3100	3389	3678
U189612 L or R	16.0	2714	2846	2948	3109	3275	3581	3887
U219612 L or R	18.4	2886	3029	3138	3315	3486	3808	4130
U249612 L or R	20.9	3072	3222	3334	3519	3704	4046	4388

- Includes six adjustable shelves.
- Shipped with loose toe space unless Attach Toekick or Flush Toekick is specified.
- Flush Toekick option not available in conjunction with Wide Top Rail unless loose Flush Toekick is specified.

Notes below apply to all products in section above:

- Large opening on tall doors will include two center panels divided by a horizontal rail.
- Inset and Beaded Inset Door Styles are a standard 13″ deep.
- Full Overlay Styles:
  - Increased Depths available in 1/4″ increments from 12 1/4″ to 30″.
  - Reduced Depths available in 1/4″ increments from 6″ to 11 3/4″.
- Inset and Beaded Inset Styles:
  - Increased Depths available in 1/4″ increments from 13 1/4″ to 30″.
  - Reduced Depths available in 1/4″ increments from 6″ to 12 3/4″.
- Recessed Toekick on ends must be specified if required.

Door & Drawer Options

AF	CC	CG	GAMD[1]	IFHG	MD[1]	MFO	PRMD[2]	SGLPN	SHMD[1]	SPLITDR
✓		✓	✓	✓	✓	✓	✓	✓	✓	

End Panel Options

AUTH	CSFPE	EXBK	FFD	FL/FR	FPE	INTGE	IPE
✓	✓	✓	✓	✓	✓	✓	✓

Custom Modification Options

ATTTK[3]	CBO	CCO	CFNTO	CFRMO	CLIP[4]	CND	CSDGBK	DRT	DRWTK	EX	EX_OL	FLUT[5]	FTK[6]	ID	IH[7]	IW[8]	LIGHT	MIP	OBRB
✓	✓	✓	✓	✓	✓	✓	✓			✓	✓	✓	✓	✓	✓	✓	✓	✓	✓

RD	RECTK[9]	RH	ROSFLUT	RT	SRT	TD[1]	TKP[10]	TVR[11]	VTK	WS	WTR
✓	✓		✓	✓		✓	✓	✓		✓	✓

[1] Only available on top section.
[2] Not available on 12″ wide. Only available on top section.
[3] Only available on 93″-96″ high.
[4] Not available on 12″ wide.
[5] Not available with 6″ fluting.
[6] FTKAV and style B-L not available on 12″ wide.
[7] Not available on 96″ high.
[8] Not available on 24″ wide.
[9] Only available on RECTKL.R.BK.
[10] Not available on 93″-96″ high.
[11] Not available on 12″ wide.

IH/RH availability charts starting on page G•40.
IW/RW availability charts starting on page G•46.

UTILITY, 66″, 84″, 87″, 90″, 93″, 96″, 102″, or 108″ HIGH, 12″ DEEP (cont'd)

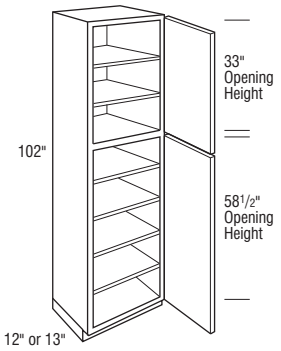

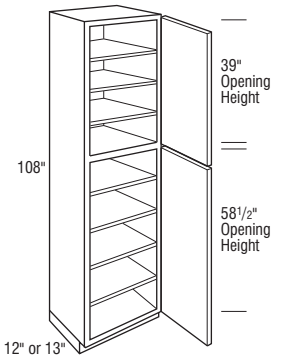

	Cubic Feet	1	2	3	4	5	6	7
U1210212 L or R	20.3	4686	4846	4970	5169	5383	5764	6145
U1510212 L or R	23.6	4914	5084	5209	5425	5656	6056	6456
U1810212 L or R	27.0	5120	5303	5445	5668	5899	6323	6747
U2110212 L or R	30.4	5359	5556	5709	5954	6191	6639	7087
U2410212 L or R	33.8	5618	5825	5980	6236	6493	6969	7445

- Includes six adjustable shelves.

U1210812 L or R	21.4	5201	5380	5518	5736	5975	6398	6821
U1510812 L or R	24.9	5455	5643	5781	6023	6279	6723	7167
U1810812 L or R	28.5	5683	5886	6044	6291	6548	7018	7488
U2110812 L or R	32.1	5949	6168	6336	6609	6873	7369	7865
U2410812 L or R	35.6	6234	6466	6639	6923	7208	7735	8262

- Includes seven adjustable shelves.

Notes below apply to all products in section above:

- Shipped with loose toe space unless Attach Toekick or Flush Toekick is specified.
- Large opening on tall doors will include two center panels divided by a horizontal rail.
- Inset and Beaded Inset Door Styles are a standard 13″ deep.
- Full Overlay Styles:
  - Increased Depths available in 1/4″ increments from 12 1/4″ to 26″.
  - Reduced Depths available in 1/4″ increments from 6″ to 11 3/4″.
- Inset and Beaded Inset Styles:
  - Increased Depths available in 1/4″ increments from 13 1/4″ to 26″.
  - Reduced Depths available in 1/4″ increments from 6″ to 12 3/4″.
- Recessed Toekick on ends must be specified if required.
- Finish Flushed Ends standard.

Door & Drawer Options

AF	CC	CG	GAMD[1]	IFHG	MD[1]	MFO	PRMD[2]	SGLPN	SHMD[1]	SPLITDR
✓		✓	✓	✓	✓	✓	✓	✓	✓	

End Panel Options

AUTH	CSFPE	EXBK[3]	FFD	FL/FR	FPE	INTGE	IPE
✓		✓		✓			✓

Custom Modification Options

ATTTK	CBO	CCO	CFNTO	CFRMO	CLIP	CND	CSDGBK	DRT	DRWTK[4]	EX	EX_OL	FLUT[5]	FTK[6]	ID	IH[7]	IW[8]	LIGHT	MIP	OBRB
✓	✓	✓	✓	✓		✓			✓	✓	✓	✓	✓	✓	✓	✓	✓		✓

RD	RECTK	RH[7]	ROSFLUT[5]	RT	SRT	TD[1]	TKP	TVR[9]	VTK	WS	WTR
✓	✓	✓	✓	✓		✓		✓	✓	✓	✓

[1] Only available on top section.
[2] Not available on 12″ wide. Only available on top section.
[3] This modification will allow the end to extend back to a maximum of 30″ deep.
[4] Only available when used in conjunction with attach toekick modification.
[5] Not available with 6″ fluting.
[6] FTKAV and style B-L not available on 12″ wide.
[7] Not available on 108″ high.
[8] Not available on 24″ wide.
[9] Not available on 12″ wide.

Utility Cabinets

NEW UTILITY, 66″, 84″, 87″, 90″, 93″, 96″, 102″, or 108″ HIGH, 12″ DEEP (cont'd)

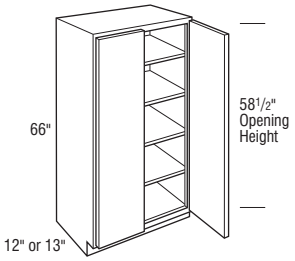

	Cubic Feet	1	2	3	4	5	6	7
U246612	14.1	2827	2968	3052	3218	3442	3761	4080
U276612	15.7	3086	3237	3338	3522	3740	4085	4430
U306612	17.4	3345	3506	3630	3830	4039	4414	4789
U336612	19.0	3442	3607	3738	3942	4160	4543	4926
U366612	20.6	3539	3710	3846	4053	4274	4674	5074

- Includes four adjustable shelves.
- Doors will include two center panels divided by a horizontal rail.
- Inset and Beaded Inset Door Styles are a standard 13″ deep.
- Full Overlay Styles:
  - Increased Depths available in 1/4″ increments from 12 1/4″ to 30″.
  - Reduced Depths available in 1/4″ increments from 6″ to 11 3/4″.
- Inset and Beaded Inset Styles:
  - Increased Depths available in 1/4″ increments from 13 1/4″ to 30″.
  - Reduced Depths available in 1/4″ increments from 6″ to 12 3/4″.
- Recessed Toekick on ends must be specified if required.

Door & Drawer Options

AF	CC	CG	GAMD	IFHG	MD	MFO	PRMD	SGLPN	SHMD	SPLITDR
		✓		✓		✓		✓		✓

End Panel Options

AUTH	CSFPE	EXBK	FFD	FL/FR	FPE	INTGE	IPE
✓	✓	✓	✓	✓	✓	✓	✓

Custom Modification Options

ATTTK	CBO	CCO	CFNTO	CFRMO	CLIP	CND	CSDGBK	DRT	DRWTK	EX	EX_OL	FLUT[1]	FTK	ID	IH	IW	LIGHT	MIP	OBRB
	✓	✓	✓	✓	✓	✓	✓		✓	✓	✓	✓	✓	✓				✓	✓

RD	RECTK	RH	ROSFLUT	RT	SRT	TD	TKP	TVR	VTK	WS	WTR
✓	✓		✓	✓			✓	✓	✓	✓	✓

[1] Not available with 6″ fluting.

IH/RH availability charts starting on page G•40.
IW/RW availability charts starting on page G•46.

UTILITY, 66″, 84″, 87″, 90″, 93″, 96″, 102″, or 108″ HIGH, 12″ DEEP (cont'd)

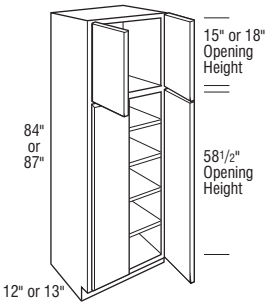

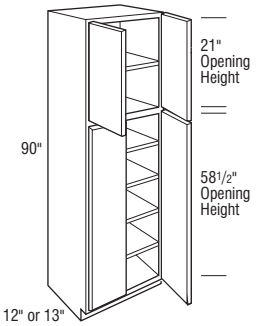

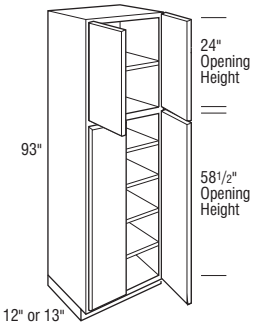

	Cubic Feet	1	2	3	4	5	6	7
U248412	18.3	3245	3402	3499	3688	3939	4309	4679
U278412	20.4	3520	3695	3811	4018	4260	4665	5070
U308412	22.6	3793	3982	4119	4343	4578	5011	5444
U338412	24.8	3908	4099	4245	4479	4724	5162	5600
U368412	26.9	4017	4216	4367	4609	4863	5319	5775
U248712	18.9	3391	3556	3657	3857	4119	4506	4893
U278712	21.2	3687	3869	3993	4212	4471	4886	5301
U308712	23.4	3987	4183	4331	4568	4815	5263	5711
U338712	25.6	4104	4304	4461	4705	4962	5421	5880
U368712	27.8	4221	4428	4584	4838	5105	5581	6057

- Includes four adjustable shelves.

U249012AH	19.6	3534	3710	3815	4022	4303	4701	5099
U279012AH	21.9	3857	4046	4173	4403	4675	5106	5537
U309012AH	24.2	4181	4382	4538	4788	5049	5517	5985
U339012AH	26.5	4303	4509	4672	4928	5200	5679	6158
U369012AH	28.8	4424	4637	4808	5066	5342	5843	6344

- AH represents upper section alignment with doors on 24″ or 27″ high cabinets.
- Includes five adjustable shelves.
- Toekick shipped attached unless otherwise specified.

U249312AH	20.2	3718	3899	4011	4230	4514	4934	5354
U279312AH	22.6	4066	4263	4401	4641	4924	5382	5840
U309312AH	25.0	4415	4631	4794	5060	5333	5827	6321
U339312AH	27.4	4543	4764	4935	5204	5489	6001	6513
U369312AH	29.7	4672	4900	5076	5353	5643	6173	6703

- AH represents upper section alignment with doors on 24″ or 27″ high cabinets.
- Includes five adjustable shelves.
- Shipped with loose toe space unless Attach Toekick or Flush Toekick is specified.

Notes below apply to all products in section above:

- Large opening on tall doors will include two center panels divided by a horizontal rail.
- Inset and Beaded Inset Door Styles are a standard 13″ deep.
- Full Overlay Styles:
  - Increased Depths available in 1/4″ increments from 12 1/4″ to 30″.
  - Reduced Depths available in 1/4″ increments from 6″ to 11 3/4″.
- Inset and Beaded Inset Styles:
  - Increased Depths available in 1/4″ increments from 13 1/4″ to 30″.
  - Reduced Depths available in 1/4″ increments from 6″ to 12 3/4″.
- Recessed Toekick on ends must be specified if required.

Door & Drawer Options

AF[1]	CC	CG	GAMD[2]	IFHG	MD[2]	MFO	PRMD[2]	SGLPN	SHMD[2]	SPLITDR
✓		✓	✓	✓	✓	✓	✓	✓	✓	✓

End Panel Options

AUTH	CSFPE	EXBK	FFD[3]	FL/FR	FPE	INTGE	IPE
✓	✓	✓	✓	✓	✓	✓	✓

Custom Modification Options

ATTTK[4]	CBO	CCO	CFNTO	CFRMO	CLIP[1]	CND	CSDGBK	DRT	DRWTK	EX	EX_OL	FLUT[5]	FTK	ID	IH	IW[6]	LIGHT	MIP	OBRB
✓	✓	✓	✓	✓	✓	✓	✓			✓	✓	✓	✓	✓	✓	✓	✓	✓	✓

RD	RECTK[7]	RH	ROSFLUT	RT	SRT	TD[2]	TKP[8]	TVR	VTK	WS	WTR
✓	✓		✓	✓		✓	✓	✓		✓	✓

[1] Not available on 24″ wide.
[2] Only available on top section.
[3] Not available on 2484 version.
[4] Only available on 93″ high.
[5] Not available with 6″ fluting.
[6] Not available on 36″ wide.
[7] Only available on RECTKL.R.BK.
[8] Not available on 93″ high.

UTILITY, 66″, 84″, 87″, 90″, 93″, 96″, 102″, or 108″ HIGH, 12″ DEEP (cont'd)

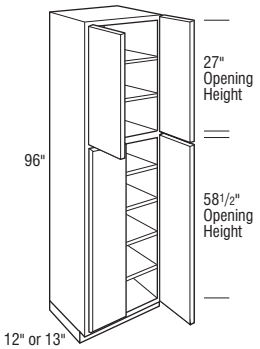

	Cubic Feet	1	2	3	4	5	6	7
U249612	20.9	3899	4086	4203	4433	4728	5165	5602
U279612	23.3	4274	4484	4626	4879	5169	5656	6143
U309612	25.8	4649	4878	5049	5329	5620	6141	6662
U339612	28.2	4786	5021	5200	5481	5780	6322	6864
U369612	30.7	4922	5160	5342	5638	5946	6501	7056

- Includes six adjustable shelves.
- Shipped with loose toe space unless Attach Toekick or Flush Toekick is specified.
- Flush Toekick option not available in conjunction with Wide Top Rail unless loose Flush Toekick is specified.
- Large opening on tall doors will include two center panels divided by a horizontal rail.
- Inset and Beaded Inset Door Styles are a standard 13″ deep.
- Full Overlay Styles:
  - Increased Depths available in 1/4″ increments from 12 1/4″ to 30″.
  - Reduced Depths available in 1/4″ increments from 6″ to 11 3/4″.
- Inset and Beaded Inset Styles:
  - Increased Depths available in 1/4″ increments from 13 1/4″ to 30″.
  - Reduced Depths available in 1/4″ increments from 6″ to 12 3/4″.
- Recessed Toekick on ends must be specified if required.

Door & Drawer Options

AF[1]	CC	CG	GAMD[2]	IFHG	MD[2]	MFO	PRMD[2]	SGLPN	SHMD[2]	SPLITDR
✓		✓	✓	✓	✓	✓	✓	✓	✓	✓

End Panel Options

AUTH	CSFPE	EXBK	FFD	FL/FR	FPE	INTGE	IPE
✓	✓	✓	✓	✓	✓	✓	✓

Custom Modification Options

ATTTK	CBO	CCO	CFNTO	CFRMO[1]	CLIP[1]	CND	CSDGBK	DRT	DRWTK	EX	EX_OL	FLUT[3]	FTK	ID	IH	IW[4]	LIGHT	MIP	OBRB
✓	✓	✓	✓	✓	✓	✓	✓			✓	✓	✓	✓	✓		✓	✓	✓	✓

RD	RECTK[5]	RH	ROSFLUT	RT	SRT	TD[2]	TKP	TVR	VTK	WS	WTR
✓	✓		✓	✓		✓		✓		✓	✓

[1] Not available on 24″ wide.
[2] Only available on top section.
[3] Not available with 6″ fluting.
[4] Not available on 36″ wide.
[5] Only available on RECTKL.R.BK.

IH/RH availability charts starting on page G•40.
IW/RW availability charts starting on page G•46.

UTILITY, 66″, 84″, 87″, 90″, 93″, 96″, 102″, or 108″ HIGH, 12″ DEEP (cont'd)

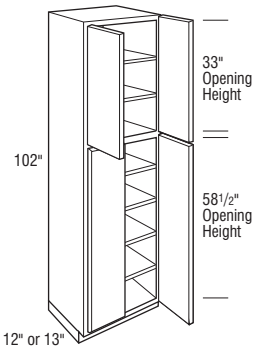

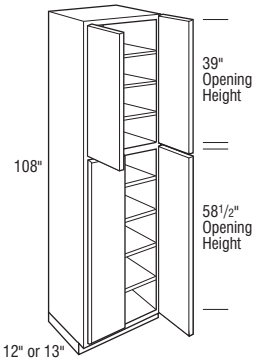

	Cubic Feet	1	2	3	4	5	6	7
U2410212	33.8	6764	7024	7185	7505	7914	8523	9132
U2710212	37.1	7284	7575	7771	8124	8525	9201	9877
U3010212	40.5	7804	8121	8358	8749	9151	9875	10599
U3310212	43.9	7995	8320	8569	8958	9373	10126	10879
U3610212	47.3	8183	8515	8766	9176	9605	10375	11145

- Includes six adjustable shelves.

U2410812	35.6	7508	7796	7976	8331	8783	9458	10133
U2710812	39.2	8085	8409	8626	9018	9463	10215	10967
U3010812	42.8	8663	9016	9279	9710	10158	10961	11764
U3310812	46.3	8874	9235	9513	9943	10404	11239	12074
U3610812	46.9	9083	9451	9730	10186	10660	11515	12370

- Includes seven adjustable shelves.

Notes below apply to all products in section above:

- Shipped with loose toe space unless Attach Toekick or Flush Toekick is specified.
- Large opening on tall doors will include two center panels divided by a horizontal rail.
- Inset and Beaded Inset Door Styles are a standard 13″ deep.
- Full Overlay Styles:
  - Increased Depths available in 1/4″ increments from 12 1/4″ to 26″.
  - Reduced Depths available in 1/4″ increments from 6″ to 11 3/4″.
- Inset and Beaded Inset Styles:
  - Increased Depths available in 1/4″ increments from 13 1/4″ to 26″.
  - Reduced Depths available in 1/4″ increments from 6″ to 12 3/4″.
- Recessed Toekick on ends must be specified if required.
- Finish Flushed Ends standard.

Door & Drawer Options

AF[1]	CC	CG	GAMD[3]	IFHG	MD[2]	MFO	PRMD[2]	SGLPN	SHMD[2]	SPLITDR
✓		✓	✓	✓	✓	✓	✓	✓	✓	✓

End Panel Options

AUTH	CSFPE	EXBK[3]	FFD	FL/FR	FPE	INTGE	IPE
✓		✓		✓			✓

Custom Modification Options

ATTTK	CBO	CCO	CFNTO	CFRMO	CLIP	CND	CSDGBK	DRT	DRWTK[4]	EX	EX_OL	FLUT[5]	FTK	ID	IH[6]	IW[7]	LIGHT	MIP	OBRB
✓	✓	✓	✓	✓		✓			✓	✓	✓	✓	✓	✓	✓	✓	✓		✓

RD	RECTK	RH[6]	ROSFLUT[5]	RT	SRT	TD[2]	TKP	TVR	VTK	WS	WTR
✓	✓	✓	✓	✓		✓		✓	✓	✓	✓

[1] Not available on 24″ wide.
[2] Only available on top section.
[3] This modification will allow the end to extend back to a maximum of 30″ deep.
[4] Only available when used in conjunction with attach toekick modification.
[5] Not available with 6″ fluting.
[6] Not available on 108″ high.
[7] Not available on 36″ wide.

Utility Cabinets

NEW UTILITY, 66″, 84″, 87″, 90″, 93″, 96″, 102″, or 108″ HIGH, 24″ DEEP

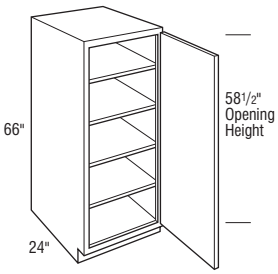

	Cubic Feet	1	2	3	4	5	6	7
U126624 L or R	14.0	1955	2055	2128	2245	2369	2594	2819
U156624 L or R	17.0	2089	2190	2272	2394	2532	2767	3002
U186624 L or R	20.1	2215	2323	2406	2542	2686	2937	3188
U216624 L or R	23.1	2324	2438	2528	2666	2816	3077	3338
U246624 L or R	26.2	2437	2553	2647	2789	2950	3227	3504

- Includes four adjustable shelves.
- Doors will include two center panels divided by a horizontal rail.
- Increased Depths available in 1/4″ increments from 24 1/4″ to 30″.
- Reduced Depths available in 1/4″ increments from 6″ to 23 3/4″.

Door & Drawer Options

AF	CC	CG	GAMD	IFHG	MD	MFO	PRMD	SGLPN	SHMD	SPLITDR
		✓		✓		✓		✓		

End Panel Options

AUTH	CSFPE	EXBK	FFD	FL/FR	FPE	INTGE	IPE
✓	✓	✓	✓	✓	✓	✓	✓

Custom Modification Options

ATTTK	CBO	CCO	CFNTO	CFRMO	CLIP	CND	CSDGBK	DRT	DRWTK	EX	EX_OL	FLUT[1]	FTK	ID	IH	IW	LIGHT	MIP	OBRB
	✓	✓	✓	✓	✓	✓	✓		✓	✓	✓	✓	✓	✓				✓	✓

RD	RECTK	RH	ROSFLUT[1]	RT	SRT	TD	TKP	TVR[2]	VTK	WS[3]	WTR
✓	✓		✓	✓			✓	✓	✓	✓	✓

[1] 12″ wide not available with fluting both. Not available with 6″ fluting.
[2] 12″ wide not available except with TVRVV.
[3] Wide stile both 3″ not available on 12″ wide.

IH/RH availability charts starting on page G•40.
IW/RW availability charts starting on page G•46.

UTILITY, 66″, 84″, 87″, 90″, 93″, 96″, 102″, or 108″ HIGH, 24″ DEEP (cont'd)

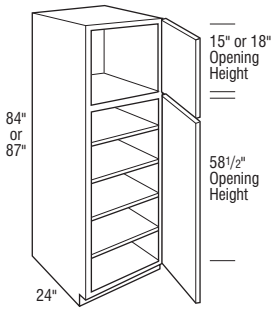

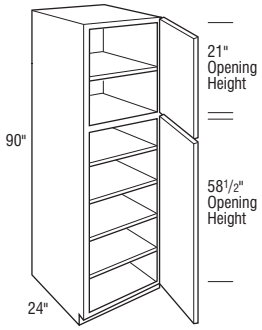

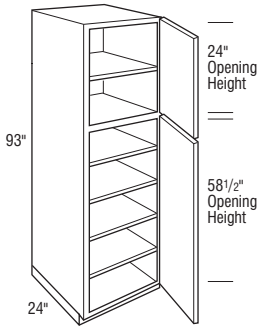

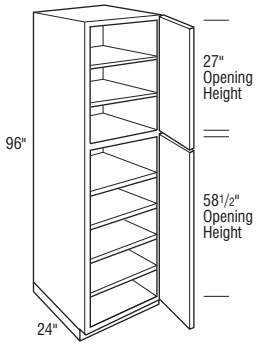

	Cubic Feet	1	2	3	4	5	6	7
U128424 L or R	17.7	2248	2360	2444	2580	2724	2983	3242
U158424 L or R	21.6	2369	2483	2578	2716	2869	3137	3405
U188424 L or R	25.6	2521	2641	2741	2893	3048	3337	3626
U218424 L or R	29.5	2678	2809	2905	3068	3239	3539	3839
U248424 L or R	33.4	2828	2966	3077	3243	3435	3749	4063
U128724 L or R	18.3	2347	2465	2552	2693	2845	3111	3377
U158724 L or R	22.4	2488	2612	2708	2854	3018	3298	3578
U188724 L or R	26.5	2648	2774	2872	3035	3203	3507	3811
U218724 L or R	30.5	2794	2928	3035	3197	3378	3695	4012
U248724 L or R	34.6	2938	3081	3191	3367	3565	3895	4225

- Includes four adjustable shelves.

U129024AH L or R	18.9	2444	2569	2660	2806	2961	3242	3523
U159024AH L or R	23.2	2611	2737	2840	2992	3165	3459	3753
U189024AH L or R	27.4	2769	2904	3008	3178	3357	3671	3985
U219024AH L or R	31.6	2905	3048	3160	3333	3520	3846	4172
U249024AH L or R	35.8	3046	3191	3309	3486	3688	4034	4380

- AH represents upper section alignment with doors on 24″ or 27″ high cabinets.
- Includes five adjustable shelves.
- Toekick shipped attached unless otherwise specified.

U129324AH L or R	19.6	2583	2712	2811	2962	3131	3419	3707
U159324AH L or R	23.9	2756	2892	2997	3161	3336	3650	3964
U189324AH L or R	28.3	2925	3069	3178	3350	3538	3872	4206
U219324AH L or R	32.6	3048	3196	3313	3496	3692	4034	4376
U249324AH L or R	37.0	3178	3331	3447	3638	3848	4210	4572

- AH represents upper section alignment with doors on 24″ or 27″ high cabinets.
- Includes five adjustable shelves.
- Shipped with loose toe space unless Attach Toekick or Flush Toekick is specified.

U129624 L or R	20.2	2722	2859	2956	3126	3292	3598	3904
U159624 L or R	24.7	2904	3046	3157	3331	3509	3839	4169
U189624 L or R	29.2	3076	3229	3343	3530	3721	4070	4419
U219624 L or R	33.6	3189	3343	3464	3656	3864	4224	4584
U249624 L or R	38.1	3307	3465	3587	3783	4011	4382	4753

- Includes six adjustable shelves.
- Shipped with loose toe space unless Attach Toekick or Flush Toekick is specified.
- Flush Toekick option not available in conjunction with Wide Top Rail unless loose Flush Toekick is specified.

Notes below apply to all products in section above:

- Large opening on tall doors will include two center panels divided by a horizontal rail.
- Increased Depths available in 1/4″ increments from 24 1/4″ to 30″.
- Reduced Depths available in 1/4″ increments from 6″ to 23 3/4″.

Door & Drawer Options

AF	CC	CG	GAMD[1]	IFHG	MD[1]	MFO	PRMD[2]	SGLPN	SHMD[1]	SPLITDR
✓		✓	✓	✓	✓	✓	✓	✓	✓	

End Panel Options

AUTH	CSFPE	EXBK	FFD[3]	FL/FR	FPE	INTGE	IPE
✓	✓	✓	✓	✓	✓	✓	✓

Custom Modification Options

ATTTK[4]	CBO[5]	CCO	CFNTO	CFRMO	CLIP[6]	CND	CSDGBK	DRT	DRWTK	EX	EX_OL	FLUT[7]	FTK[8]	ID	IH[9]	IW[10]	LIGHT	MIP	OBRB
✓	✓	✓	✓	✓	✓	✓	✓			✓	✓	✓	✓	✓	✓	✓	✓	✓	✓

RD	RECTK[11]	RH	ROSFLUT	RT	SRT	TD[1]	TKP[12]	TVR[13]	VTK	WS	WTR
✓	✓		✓	✓		✓	✓	✓		✓	✓

[1] Only available on top section.
[2] Not available on 12″ wide. Only available on top section.
[3] Not available on 1284 version.
[4] Only available on 93″-96″ high.
[5] Not available on 12″ wide or on 1584 version.
[6] Not available on 12″ wide.
[7] Not available with 6″ fluting.
[8] FTKAV and style B-L not available on 12″ wide.
[9] Not available on 96″ high.
[10] Not available on 24″ wide.
[11] Only available on RECTKL.R.BK.
[12] Not available on 93″-96″ high.
[13] Not available on 12″ wide.

Utility Cabinets

UTILITY, 66″, 84″, 87″, 90″, 93″, 96″, 102″, or 108″ HIGH, 24″ DEEP (cont'd)

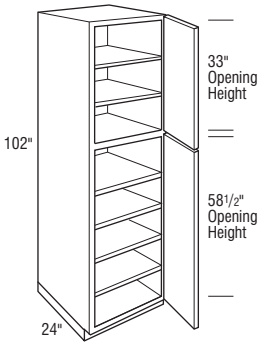

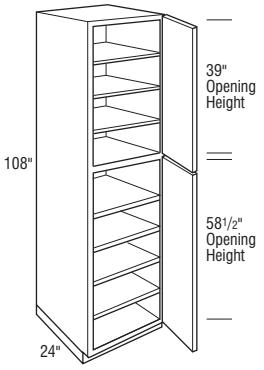

	Cubic Feet	1	2	3	4	5	6	7
U1210224 L or R	33.8	5131	5321	5456	5691	5921	6346	6771
U1510224 L or R	39.4	5384	5580	5734	5976	6224	6680	7136
U1810224 L or R	45.0	5623	5834	5993	6251	6516	7001	7486
U2110224 L or R	50.6	5779	5993	6161	6426	6716	7215	7714
U2410224 L or R	56.3	5943	6163	6330	6603	6919	7434	7949

- Includes six adjustable shelves.

U1210824 L or R	35.6	5696	5906	6056	6318	6573	7044	7515
U1510824 L or R	41.6	5976	6194	6365	6633	6908	7416	7924
U1810824 L or R	47.5	6240	6476	6653	6939	7234	7773	8312
U2110824 L or R	53.4	6414	6653	6839	7134	7455	8010	8565
U2410824 L or R	59.4	6596	6840	7028	7330	7679	8253	8827

- Includes seven adjustable shelves.

Notes below apply to all products in section above:

- Shipped with loose toe space unless Attach Toekick or Flush Toekick is specified.
- Large opening on tall doors will include two center panels divided by a horizontal rail.
- Increased Depths available in 1/4″ increments from 24 1/4″ to 26″.
- Reduced Depths available in 1/4″ increments from 6″ to 23 3/4″.
- Finish Flushed Ends standard.

Door & Drawer Options

AF	CC	CG	GAMD[1]	IFHG	MD[1]	MFO	PRMD[2]	SGLPN	SHMD[1]	SPLITDR
✓		✓	✓	✓	✓	✓	✓	✓	✓	

End Panel Options

AUTH	CSFPE	EXBK[3]	FFD	FL/FR	FPE	INTGE	IPE
✓		✓		✓			✓

Custom Modification Options

ATTTK	CBO	CCO	CFNTO	CFRMO	CLIP	CND	CSDGBK	DRT	DRWTK[4]	EX	EX_OL	FLUT[5]	FTK[6]	ID	IH[7]	IW[8]	LIGHT	MIP	OBRB
✓	✓	✓	✓	✓		✓			✓	✓	✓	✓	✓	✓	✓	✓	✓		✓

RD	RECTK	RH[7]	ROSFLUT[5]	RT	SRT	TD[1]	TKP	TVR[9]	VTK	WS	WTR
✓	✓	✓	✓	✓		✓		✓	✓	✓	✓

[1] Only available on top section.
[2] Not available on 12″ wide. Only available on top section.
[3] This modification will allow the end to extend back to a maximum of 30″ deep.
[4] Only available when used in conjunction with attach toekick modification.
[5] Not available with 6″ fluting.
[6] FTKAV and style B-L not available on 12″ wide.
[7] Not available on 108″ high.
[8] Not available on 24″ wide.
[9] Not available on 12″ wide.

IH/RH availability charts starting on page G•40.
IW/RW availability charts starting on page G•46.

NEW UTILITY, 66″, 84″, 87″, 90″, 93″, 96″, 102″, or 108″ HIGH, 24″ DEEP (cont'd)

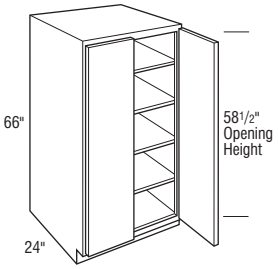

	Cubic Feet	1	2	3	4	5	6	7
U246624	26.2	3091	3242	3335	3518	3752	4100	4448
U276624	29.2	3448	3614	3738	3942	4182	4570	4958
U306624	32.2	3808	3994	4134	4369	4610	5039	5468
U336624	35.3	3930	4122	4270	4506	4757	5199	5641
U366624	38.3	4053	4248	4400	4644	4902	5360	5818

- Includes four adjustable shelves.
- Doors will include two center panels divided by a horizontal rail.
- Increased Depths available in 1/4″ increments from 24 1/4″ to 30″.
- Reduced Depths available in 1/4″ increments from 6″ to 23 3/4″.

Door & Drawer Options

AF	CC	CG	GAMD	IFHG	MD	MFO	PRMD	SGLPN	SHMD	SPLITDR
		✓		✓		✓		✓		✓

End Panel Options

AUTH	CSFPE	EXBK	FFD	FL/FR	FPE	INTGE	IPE
✓	✓	✓	✓	✓	✓	✓	✓

Custom Modification Options

ATTTK	CBO	CCO	CFNTO	CFRMO	CLIP	CND	CSDGBK	DRT	DRWTK	EX	EX_OL	FLUT[1]	FTK	ID	IH	IW	LIGHT	MIP	OBRB
	✓	✓	✓	✓	✓	✓	✓		✓	✓	✓	✓	✓	✓				✓	✓

RD	RECTK	RH	ROSFLUT[1]	RT	SRT	TD	TKP	TVR	VTK	WS	WTR
✓	✓		✓	✓			✓	✓	✓	✓	✓

[1] Not available with 6″ fluting.

Utility Cabinets

UTILITY, 66″, 84″, 87″, 90″, 93″, 96″, 102″, or 108″ HIGH, 24″ DEEP (cont'd)

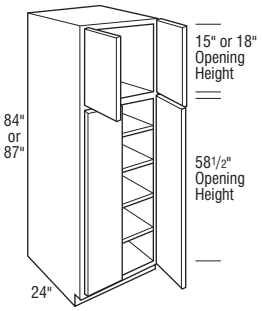

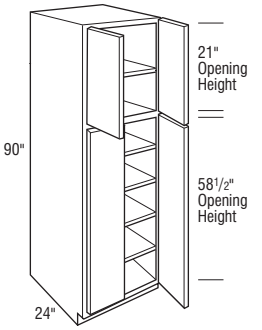

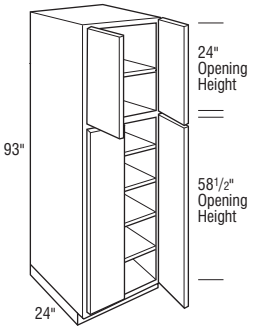

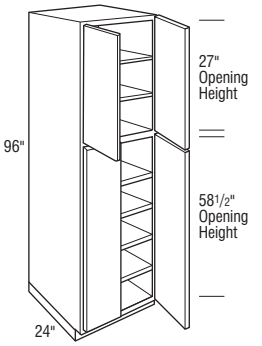

	Cubic Feet	1	2	3	4	5	6	7
U248424	33.4	3605	3782	4026	4234	4383	4793	5203
U278424	37.4	3967	4163	4365	4601	4814	5259	5704
U308424	41.3	4327	4540	4701	4963	5234	5725	6216
U338424	45.2	4468	4681	4854	5122	5411	5917	6423
U368424	49.2	4606	4827	5002	5283	5582	6105	6628
U248724	34.6	3735	3918	4099	4318	4538	4959	5380
U278724	38.7	4141	4341	4517	4763	5021	5485	5949
U308724	42.8	4543	4764	4935	5210	5499	6012	6525
U338724	46.8	4690	4919	5093	5376	5677	6209	6741
U368724	50.9	4835	5068	5254	5544	5855	6402	6949

- Includes four adjustable shelves.

U249024AH	35.8	3864	4052	4169	4397	4690	5125	5560
U279024AH	40.0	4310	4518	4672	4928	5227	5713	6199
U309024AH	44.2	4760	4992	5168	5461	5763	6299	6835
U339024AH	48.4	4913	5152	5337	5633	5946	6499	7052
U369024AH	52.6	5066	5310	5500	5805	6127	6700	7273

- AH represents upper section alignment with doors on 24″ or 27″ high cabinets.
- Includes five adjustable shelves.
- Toekick shipped attached unless otherwise specified.

U249324AH	37.0	4028	4228	4353	4587	4899	5352	5805
U279324AH	41.3	4526	4748	4906	5173	5489	5998	6507
U309324AH	45.7	5025	5267	5457	5761	6081	6643	7205
U339324AH	50.0	5183	5436	5632	5945	6269	6853	7437
U369324AH	54.3	5342	5603	5803	6126	6461	7062	7663

- AH represents upper section alignment with doors on 24″ or 27″ high cabinets.
- Includes five adjustable shelves.
- Shipped with loose toe space unless Attach Toekick or Flush Toekick is specified.

U249624	38.1	4193	4400	4535	4778	5102	5580	6058
U279624	42.6	4740	4972	5139	5420	5751	6287	6823
U309624	47.1	5290	5544	5739	6058	6395	6983	7571
U339624	51.6	5455	5721	5922	6250	6591	7206	7821
U369624	56.1	5620	5896	6105	6443	6794	7425	8056

- Includes six adjustable shelves.
- Shipped with loose toe space unless Attach Toekick or Flush Toekick is specified.
- Flush Toekick option not available in conjunction with Wide Top Rail unless loose Flush Toekick is specified.

Notes below apply to all products in section above:

- Large opening on tall doors will include two center panels divided by a horizontal rail.
- Increased Depths available in 1/4″ increments from 24 1/4″ to 30″.
- Reduced Depths available in 1/4″ increments from 6″ to 23 3/4″.

Door & Drawer Options

AF	CC	CG	GAMD[1]	IFHG	MD[1]	MFO	PRMD[1]	SGLPN	SHMD[1]	SPLITDR
✓	✓	✓	✓	✓	✓	✓	✓	✓	✓	✓

End Panel Options

AUTH	CSFPE	EXBK	FFD	FL/FR	FPE	INTGE	IPE
✓	✓	✓	✓	✓	✓	✓	✓

Custom Modification Options

ATTTK[2]	CBO[3]	CCO	CFNTO	CFRMO[4]	CLIP[5]	CND	CSDGBK	DRT	DRWTK	EX	EX_OL	FLUT[6]	FTK	ID	IH[7]	IW[8]	LIGHT	MIP	OBRB
✓	✓	✓	✓	✓	✓	✓	✓			✓	✓	✓	✓	✓	✓	✓	✓	✓	✓

RD	RECTK[9]	RH	ROSFLUT	RT	SRT	TD[1]	TKP[10]	TVR	VTK	WS	WTR
✓	✓		✓	✓		✓	✓	✓		✓	✓

[1] Only available on top section.
[2] Only available on 93″-96″ high.
[3] Only available on 24″ wide.
[4] Not available on 2496 version.
[5] Not available on 24″ wide.
[6] Not available with 6″ fluting.
[7] Not available on 96″ high.
[8] Not available on 36″ wide.
[9] Only available on RECTKL.R.BK.
[10] Not available on 93″-96″ high.

IH/RH availability charts starting on page G•40.
IW/RW availability charts starting on page G•46.

UTILITY, 66″, 84″, 87″, 90″, 93″, 96″, 102″, or 108″ HIGH, 24″ DEEP (cont'd)

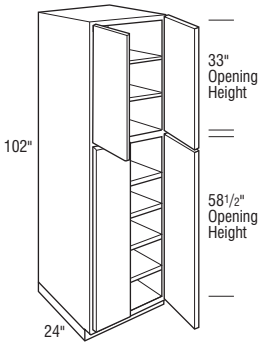

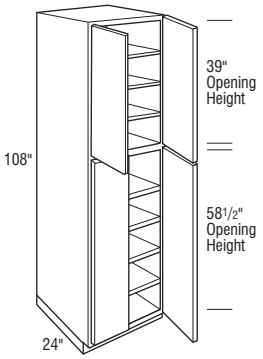

	Cubic Feet	1	2	3	4	5	6	7
U2410224	56.3	7171	7459	7646	7984	8434	9096	9758
U2710224	61.9	7930	8254	8483	8874	9334	10076	10818
U3010224	67.5	8693	9045	9315	9759	10226	11043	11860
U3310224	73.1	8924	9290	9570	10028	10499	11351	12203
U3610224	78.8	9151	9535	9824	10294	10780	11658	12536

- Includes six adjustable shelves.

U2410824	59.4	7960	8279	8488	8861	9363	10096	10829
U2710824	65.3	8803	9161	9416	9850	10360	11184	12008
U3010824	71.3	9650	10040	10340	10831	11351	12256	13161
U3310824	77.2	9905	10313	10623	11130	11654	12600	13546
U3610824	83.1	10158	10583	10905	11425	11966	12939	13912

- Includes seven adjustable shelves.

Notes below apply to all products in section above:

- Shipped with loose toe space unless Attach Toekick or Flush Toekick is specified.
- Large opening on tall doors will include two center panels divided by a horizontal rail.
- Increased Depths available in 1/4″ increments from 24 1/4″ to 26″.
- Reduced Depths available in 1/4″ increments from 6″ to 23 3/4″.
- Finish Flushed Ends standard.

Door & Drawer Options

AF	CC	CG	GAMD[1]	IFHG	MD[1]	MFO	PRMD[1]	SGLPN	SHMD[1]	SPLITDR
✓		✓	✓	✓	✓	✓	✓	✓	✓	✓

End Panel Options

AUTH	CSFPE	EXBK[2]	FFD	FL/FR	FPE	INTGE	IPE
✓		✓		✓			✓

Custom Modification Options

ATTTK	CBO	CCO	CFNTO	CFRMO	CLIP	CND	CSDGBK	DRT	DRWTK[3]	EX	EX_OL	FLUT[4]	FTK	ID	IH[5]	IW[6]	LIGHT	MIP	OBRB
✓	✓	✓	✓	✓		✓			✓	✓	✓	✓	✓	✓	✓	✓	✓		✓

RD	RECTK	RH[5]	ROSFLUT[4]	RT	SRT	TD[1]	TKP	TVR	VTK	WS	WTR
✓	✓	✓	✓	✓		✓		✓	✓	✓	✓

[1] Only available on top section.
[2] This modification will allow the end to extend back to a maximum of 30″ deep.
[3] Only available when used in conjunction with attach toekick modification.
[4] Not available with 6″ fluting.
[5] Not available on 108″ high.
[6] Not available on 36″ wide.

Utility Drawer Cabinets

UTILITY with THREE DRAWERS, 84″, 87″, 90″, 93″, or 96″ HIGH, 24″ DEEP

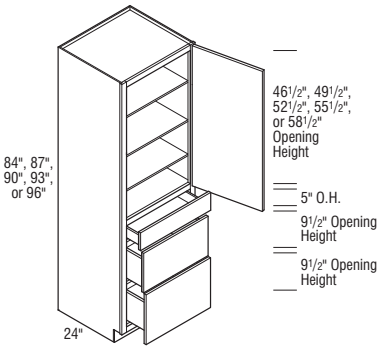

	Cubic Feet	1	2	3	4	5	6	7
U3D128424 L or R	17.7	3260	3423	3544	3741	3949	4325	4701
U3D158424 L or R	21.6	3435	3600	3737	3937	4160	4549	4938
U3D188424 L or R	25.6	3656	3829	3976	4195	4421	4838	5255
U3D218424 L or R	29.5	3884	4073	4213	4447	4696	5133	5570
U3D248424 L or R	33.4	4099	4301	4462	4705	4981	5437	5893
U3D128724 L or R	18.3	3404	3573	3701	3905	4125	4511	4897
U3D158724 L or R	22.4	3608	3785	3927	4139	4376	4782	5188
U3D188724 L or R	26.5	3840	4022	4165	4401	4645	5083	5521
U3D218724 L or R	30.5	4052	4245	4401	4637	4899	5358	5817
U3D248724 L or R	34.6	4261	4468	4628	4882	5169	5648	6127
U3D129024 L or R	18.9	3544	3725	3857	4069	4292	4702	5112
U3D159024 L or R	23.2	3784	3969	4118	4340	4588	5015	5442
U3D189024 L or R	27.4	4016	4212	4361	4609	4867	5323	5779
U3D219024 L or R	31.6	4213	4421	4581	4833	5103	5578	6053
U3D249024 L or R	35.8	4417	4628	4798	5055	5350	5850	6350

- Includes three adjustable shelves in upper section.

U3D129324 L or R	19.6	3744	3932	4074	4293	4540	4958	5376
U3D159324 L or R	23.9	3996	4193	4346	4582	4837	5293	5749
U3D189324 L or R	28.3	4240	4450	4609	4859	5130	5614	6098
U3D219324 L or R	32.6	4421	4634	4803	5069	5354	5850	6346
U3D249324 L or R	37.0	4609	4829	4999	5274	5581	6104	6627

- Includes four adjustable shelves in upper section.
- Shipped with loose toe space unless Attach Toekick or Flush Toekick is specified.

U3D129624 L or R	20.2	3947	4144	4287	4532	4774	5217	5660
U3D159624 L or R	24.7	4212	4417	4577	4829	5086	5567	6048
U3D189624 L or R	29.2	4461	4681	4849	5118	5396	5902	6408
U3D219624 L or R	33.6	4624	4849	5022	5300	5603	6126	6649
U3D249624 L or R	38.1	4793	5025	5202	5485	5815	6355	6895

- Includes four adjustable shelves in upper section.
- Shipped with loose toe space unless Attach Toekick or Flush Toekick is specified.
- Flush Toekick option not available in conjunction with Wide Top Rail unless loose Flush Toekick is specified.

Notes below apply to all products in section above:

- Large opening on tall doors will include two center panels divided by a horizontal rail.
- Drawers are the same size as on a standard 34 1/2″ high three drawer base.
- Reduced Depths available in 1/4″ increments from 12″ to 23 3/4″.

Door & Drawer Options

AF	CC	CG	GAMD	IFHG	MD	MFO	PRMD	SGLPN[1]	SHMD	SPLITDR
✓		✓		✓		✓		✓		

End Panel Options

AUTH	CSFPE	EXBK	FFD	FL/FR	FPE	INTGE	IPE
✓	✓	✓	✓	✓	✓	✓	✓

Custom Modification Options

ATTTK[2]	CBO	CCO	CFNTO	CFRMO	CLIP[3]	CND	CSDGBK	DRT	DRWTK	EX	EX_OL	FLUT	FTK[4]	ID	IH[5]	IW[6]	LIGHT	MIP	OBRB
✓	✓	✓	✓	✓	✓	✓	✓			✓	✓	✓	✓		✓	✓		✓	✓

RD	RECTK	RH	ROSFLUT	RT	SRT	TD	TKP[7]	TVR[8]	VTK	WS	WTR
✓	✓		✓	✓			✓	✓	✓	✓	✓

[1] Only available on 96″ high.
[2] Only available on 93″ or 96″ high.
[3] Not available on 12″ wide.
[4] FTKAV and style B-L not available on 12″ wide.
[5] Not available on 96″ high.
[6] Not available on 24″ wide.
[7] Not available on 93″ or 96″ high.
[8] TVRAV and style B-L not available on 12″ wide.

IH/RH availability charts starting on page G•40.
IW/RW availability charts starting on page G•46.

UTILITY with THREE DRAWERS, 84″, 87″, 90″, 93″, or 96″ HIGH, 24″ DEEP

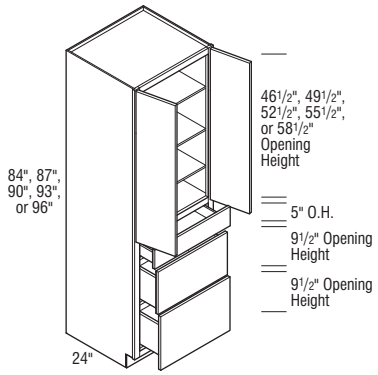

	Cubic Feet	1	2	3	4	5	6	7
U3D248424	33.4	5226	5483	5837	6140	6356	6951	7546
U3D278424	37.4	5752	6035	6328	6671	6979	7624	8269
U3D308424	41.3	6275	6583	6815	7196	7590	8302	9014
U3D338424	45.2	6478	6789	7037	7425	7846	8580	9314
U3D368424	49.2	6678	7000	7252	7661	8095	8851	9607
U3D248724	34.6	5415	5679	5946	6260	6580	7191	7802
U3D278724	38.7	6004	6295	6549	6905	7280	7954	8628
U3D308724	42.8	6589	6908	7156	7554	7972	8717	9462
U3D338724	46.8	6801	7132	7385	7796	8233	9003	9773
U3D368724	50.9	7012	7349	7617	8038	8490	9283	10076
U3D249024	35.8	5603	5875	6044	6375	6801	7433	8065
U3D279024	40.0	6250	6551	6774	7145	7579	8285	8991
U3D309024	44.2	6903	7240	7493	7918	8357	9134	9911
U3D339024	48.4	7123	7469	7741	8169	8621	9424	10227
U3D369024	42.6	7345	7698	7973	8417	8885	9715	10545

- Includes three adjustable shelves in upper section.

U3D249324	37.0	5839	6130	6311	6652	7102	7760	8418
U3D279324	41.3	6563	6883	7113	7501	7960	8697	9434
U3D309324	45.7	7286	7638	7913	8353	8817	9632	10447
U3D339324	50.0	7516	7882	8166	8618	9090	9936	10782
U3D369324	54.3	7748	8124	8414	8883	9369	10240	11111

- Includes four adjustable shelves in upper section.
- Shipped with loose toe space unless Attach Toekick or Flush Toekick is specified.

U3D249624	38.1	6080	6379	6575	6928	7397	8092	8787
U3D279624	42.6	6872	7210	7452	7858	8338	9117	9896
U3D309624	47.1	7672	8038	8321	8783	9272	10127	10982
U3D339624	51.6	7909	8295	8587	9062	9556	10448	11340
U3D369624	56.1	8149	8549	8851	9342	9850	10768	11686

- Includes four adjustable shelves in upper section.
- Shipped with loose toe space unless Attach Toekick or Flush Toekick is specified.
- Flush Toekick option not available in conjunction with Wide Top Rail unless loose Flush Toekick is specified.

Notes below apply to all products in section above:

- Large opening on tall doors will include two center panels divided by a horizontal rail.
- Drawers are the same size as on a standard 34 1/2″ high three drawer base.
- Reduced Depths available in 1/4″ increments from 12″ to 23 3/4″.

Door & Drawer Options

AF	CC	CG	GAMD	IFHG	MD	MFO	PRMD	SGLPN[1]	SHMD	SPLITDR
✓		✓		✓		✓		✓		✓

End Panel Options

AUTH	CSFPE	EXBK	FFD	FL/FR	FPE	INTGE	IPE
✓	✓	✓	✓	✓	✓	✓	✓

Custom Modification Options

ATTTK[2]	CBO	CCO	CFNTO	CFRMO	CLIP	CND	CSDGBK	DRT	DRWTK	EX	EX_OL	FLUT	FTK	ID	IH[3]	IW[4]	LIGHT	MIP	OBRB
✓	✓	✓	✓	✓	✓	✓	✓			✓	✓	✓	✓		✓	✓		✓	✓

RD	RECTK	RH	ROSFLUT	RT	SRT	TD	TKP[5]	TVR	VTK	WS[6]	WTR
✓	✓		✓	✓			✓	✓	✓	✓	✓

[1] Only available on 96″ high.
[2] Only available on 93″ or 96″ high.
[3] Not available on 96″ high.
[4] Not available on 36″ wide.
[5] Not available on 93″-96″ high.
[6] Not available on 24″ wide.

Utility Drawer Cabinets

UTILITY with FOUR DRAWERS, 84″, 87″, 90″, 93″, or 96″ HIGH, 24″ DEEP

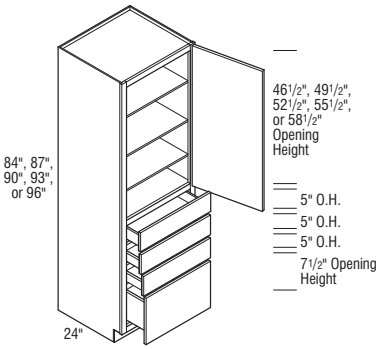

	Cubic Feet	1	2	3	4	5	6	7
U4D128424 L or R	17.7	3485	3658	3789	3999	4223	4623	5023
U4D158424 L or R	21.6	3671	3848	3995	4210	4445	4862	5279
U4D188424 L or R	25.6	3907	4093	4249	4484	4725	5173	5621
U4D218424 L or R	29.5	4152	4354	4504	4754	5020	5485	5950
U4D248424 L or R	33.4	4382	4595	4770	5028	5324	5812	6300
U4D128724 L or R	18.3	3639	3821	3958	4175	4410	4822	5234
U4D158724 L or R	22.4	3857	4047	4196	4424	4677	5113	5549
U4D188724 L or R	26.5	4106	4301	4452	4705	4966	5434	5902
U4D218724 L or R	30.5	4330	4538	4705	4957	5236	5727	6218
U4D248724 L or R	34.6	4554	4775	4947	5219	5524	6037	6550
U4D129024 L or R	18.9	3789	3982	4123	4350	4588	5026	5464
U4D159024 L or R	23.2	4045	4241	4403	4638	4905	5362	5819
U4D189024 L or R	27.4	4291	4502	4662	4925	5204	5690	6176
U4D219024 L or R	31.6	4504	4725	4897	5166	5456	5962	6468
U4D249024 L or R	35.8	4721	4947	5128	5404	5717	6253	6789

- Includes three adjustable shelves in upper section.

U4D129324 L or R	19.6	4004	4204	4357	4591	4852	5300	5748
U4D159324 L or R	23.9	4273	4483	4646	4900	5170	5658	6146
U4D189324 L or R	28.3	4532	4757	4925	5193	5484	6001	6518
U4D219324 L or R	32.6	4725	4956	5134	5419	5723	6253	6783
U4D249324 L or R	37.0	4925	5163	5345	5638	5966	6524	7082

- Includes four adjustable shelves in upper section.
- Shipped with loose toe space unless Attach Toekick or Flush Toekick is specified.

U4D129624 L or R	20.2	4220	4430	4582	4844	5103	5576	6049
U4D159624 L or R	24.7	4502	4721	4892	5163	5438	5951	6464
U4D189624 L or R	29.2	4768	5005	5182	5471	5768	6309	6850
U4D219624 L or R	33.6	4942	5182	5369	5666	5989	6548	7107
U4D249624 L or R	38.1	5124	5370	5559	5864	6217	6792	7367

- Includes four adjustable shelves in upper section.
- Shipped with loose toe space unless Attach Toekick or Flush Toekick is specified.
- Flush Toekick option not available in conjunction with Wide Top Rail unless loose Flush Toekick is specified.

Notes below apply to all products in section above:

- Large opening on tall doors will include two center panels divided by a horizontal rail.
- Drawers are the same size as on a standard 34 1/2″ high four drawer base.
- Reduced Depths available in 1/4″ increments from 12″ to 23 3/4″.

Door & Drawer Options

AF	CC	CG	GAMD	IFHG	MD	MFO	PRMD	SGLPN[1]	SHMD	SPLITDR
✓		✓		✓		✓		✓		

End Panel Options

AUTH	CSFPE	EXBK	FFD	FL/FR	FPE	INTGE	IPE
✓	✓	✓	✓	✓	✓	✓	✓

Custom Modification Options

ATTTK[2]	CBO	CCO	CFNTO	CFRMO	CLIP[3]	CND	CSDGBK	DRT	DRWTK	EX	EX_OL	FLUT	FTK[4]	ID	IH[5]	IW[6]	LIGHT	MIP	OBRB
✓	✓	✓	✓	✓	✓	✓	✓			✓	✓	✓	✓		✓	✓		✓	✓

RD	RECTK	RH	ROSFLUT	RT	SRT	TD	TKP[7]	TVR[8]	VTK	WS[9]	WTR
✓	✓		✓	✓			✓	✓	✓	✓	✓

[1] Only available on 96″ high.
[2] Only available on 93″ or 96″ high.
[3] Not available on 12″ wide.
[4] FTKAV and style B-L not available on 12″ wide.
[5] Not available on 96″ high.
[6] Not available on 24″ wide.
[7] Not available on 93″-96″ high.
[8] TVRAV and style B-L not available on 12″ wide.
[9] Wide stile both 3″ not available on 12″ wide.

IH/RH availability charts starting on page G•40.
IW/RW availability charts starting on page G•46.

UTILITY with FOUR DRAWERS, 84″, 87″, 90″, 93″, or 96″ HIGH, 24″ DEEP

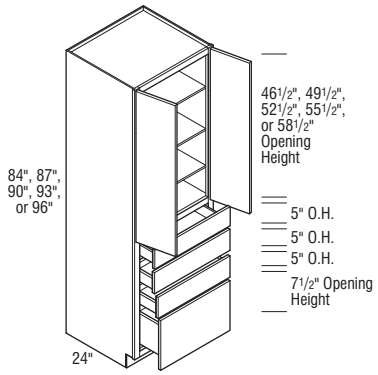

	Cubic Feet	1	2	3	4	5	6	7
U4D248424	33.4	5586	5862	6240	6563	6795	7429	8063
U4D278424	37.4	6150	6452	6766	7131	7461	8150	8839
U4D308424	41.3	6708	7037	7286	7692	8114	8876	9638
U4D338424	45.2	6925	7257	7522	7939	8388	9173	9958
U4D368424	49.2	7139	7482	7752	8189	8654	9462	10270
U4D248724	34.6	5789	6072	6355	6693	7036	7687	8338
U4D278724	38.7	6419	6728	7001	7383	7783	8503	9223
U4D308724	42.8	7043	7384	7650	8075	8521	9317	10113
U4D338724	46.8	7270	7624	7895	8334	8799	9625	10451
U4D368724	50.9	7496	7856	8143	8592	9076	9923	10770
U4D249024	35.8	5989	6280	6461	6815	7270	7944	8618
U4D279024	40.0	6680	7002	7241	7639	8102	8855	9608
U4D309024	44.2	7378	7738	8010	8464	8933	9762	10591
U4D339024	48.4	7615	7986	8273	8732	9215	10073	10931
U4D369024	42.6	7852	8230	8524	8998	9498	10385	11272

- Includes three adjustable shelves in upper section.

U4D249324	37.0	6244	6554	6746	7110	7593	8295	8997
U4D279324	41.3	7016	7359	7604	8017	8508	9296	10084
U4D309324	45.7	7789	8164	8458	8929	9426	10297	11168
U4D339324	50.0	8035	8427	8731	9214	9716	10623	11530
U4D369324	54.3	8281	8684	8994	9495	10014	10945	11876

- Includes four adjustable shelves in upper section.
- Shipped with loose toe space unless Attach Toekick or Flush Toekick is specified.

U4D249624	38.1	6500	6819	7029	7407	7908	8650	9392
U4D279624	42.6	7348	7708	7965	8401	8913	9745	10577
U4D309624	47.1	8200	8592	8896	9390	9911	10824	11737
U4D339624	51.6	8455	8867	9180	9688	10217	11170	12123
U4D369624	56.1	8711	9139	9462	9986	10529	11510	12491

- Includes four adjustable shelves in upper section.
- Shipped with loose toe space unless Attach Toekick or Flush Toekick is specified.
- Flush Toekick option not available in conjunction with Wide Top Rail unless loose Flush Toekick is specified.

Notes below apply to all products in section above:

- Large opening on tall doors will include two center panels divided by a horizontal rail.
- Drawers are the same size as on a standard 34 1/2″ high four drawer base.
- Reduced Depths available in 1/4″ increments from 12″ to 23 3/4″.

Door & Drawer Options

AF	CC	CG	GAMD	IFHG	MD	MFO	PRMD	SGLPN[1]	SHMD	SPLITDR
✓		✓		✓		✓		✓		✓

End Panel Options

AUTH	CSFPE	EXBK	FFD	FL/FR	FPE	INTGE	IPE
✓	✓	✓	✓	✓	✓	✓	✓

Custom Modification Options

ATTTK[2]	CBO	CCO	CFNTO	CFRMO	CLIP	CND	CSDGBK	DRT	DRWTK	EX	EX_OL	FLUT	FTK	ID	IH	IW[3]	LIGHT	MIP	OBRB
✓	✓	✓	✓	✓	✓	✓	✓			✓	✓	✓	✓			✓		✓	✓

RD	RECTK	RH	ROSFLUT	RT	SRT	TD	TKP[4]	TVR	VTK	WS[5]	WTR
✓	✓		✓	✓			✓	✓	✓	✓	✓

[1] Only available on 96″ high.
[2] Only available on 93″ or 96″ high.
[3] Not available on 36″ wide.
[4] Not available on 93″-96″ high.
[5] Not available on 24″ wide.

Utility Inverted Cabinets

UTILITY INVERTED, 84″, 87″, 90″, 93″, or 96″ HIGH, 24″ DEEP

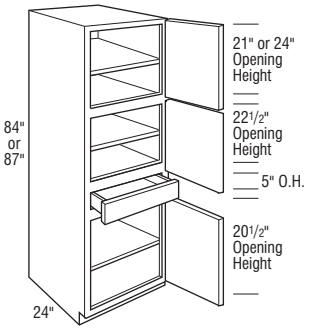

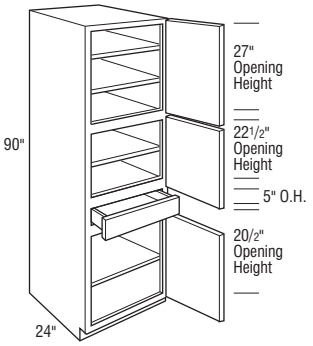

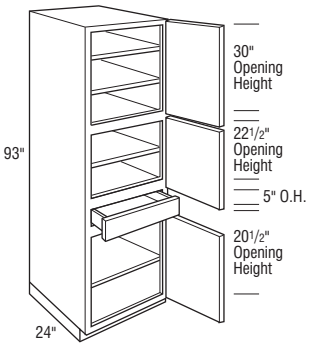

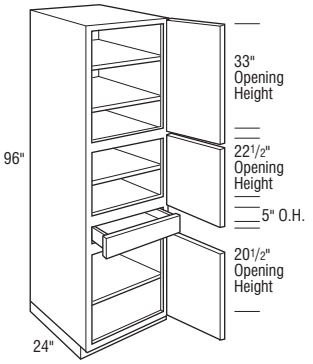

	Cubic Feet	1	2	3	4	5	6	7
UI128424 L or R	17.7	2745	2852	2937	3071	3214	3469	3724
UI158424 L or R	21.6	2860	2974	3068	3201	3360	3624	3888
UI188424 L or R	25.6	3009	3133	3230	3380	3537	3829	4121
UI218424 L or R	29.5	3167	3292	3399	3556	3726	4030	4334
UI248424 L or R	33.4	3323	3462	3570	3731	3922	4243	4564
UI128724 L or R	18.3	2841	2954	3042	3184	3336	3600	3864
UI158724 L or R	22.4	2983	3099	3196	3343	3509	3785	4061
UI188724 L or R	26.5	3137	3268	3367	3522	3692	3996	4300
UI218724 L or R	30.5	3281	3417	3522	3688	3869	4186	4503
UI248724 L or R	34.6	3428	3574	3682	3855	4052	4383	4714

- Includes three adjustable shelves.

UI129024 L or R	18.9	2937	3060	3145	3291	3456	3730	4004
UI159024 L or R	23.2	3098	3226	3330	3484	3652	3950	4248
UI189024 L or R	27.4	3264	3397	3499	3665	3846	4164	4482
UI219024 L or R	31.6	3399	3537	3650	3822	4015	4338	4661
UI249024 L or R	35.8	3534	3684	3798	3977	4181	4526	4871

- Includes four adjustable shelves.
- Toekick shipped attached unless otherwise specified.

UI129324 L or R	19.6	3083	3201	3299	3451	3621	3910	4199
UI159324 L or R	23.9	3248	3379	3486	3652	3825	4138	4451
UI189324 L or R	28.3	3416	3556	3669	3844	4029	4365	4701
UI219324 L or R	32.6	3539	3685	3800	3984	4186	4523	4860
UI249324 L or R	37.0	3665	3821	3936	4127	4340	4702	5064

- Includes four adjustable shelves.
- Shipped with loose toe space unless Attach Toekick or Flush Toekick is specified.

UI129624 L or R	20.2	3230	3344	3451	3611	3784	4087	4390
UI159624 L or R	24.7	3397	3534	3647	3821	3996	4327	4658
UI189624 L or R	29.2	3568	3718	3836	4021	4212	4563	4914
UI219624 L or R	33.6	3680	3836	3954	4146	4357	4709	5061
UI249624 L or R	38.1	3793	3956	4078	4275	4497	4875	5253

- Includes four adjustable shelves.
- Shipped with loose toe space unless Attach Toekick or Flush Toekick is specified.
- Flush Toekick option not available in conjunction with Wide Top Rail unless loose Flush Toekick is specified.

Notes below apply to all products in section above:

- Reduced Depths available in 1/4″ increments from 12″ to 23 3/4″.

Door & Drawer Options

AF	CC	CG	GAMD	IFHG	MD	MFO	PRMD[1]	SGLPN	SHMD[2]	SPLITDR
		✓	✓	✓	✓	✓	✓		✓	

End Panel Options

AUTH	CSFPE	EXBK	FFD	FL/FR	FPE	INTGE	IPE
✓	✓	✓	✓	✓	✓	✓	✓

Custom Modification Options

ATTTK[3]	CBO	CCO	CFNTO	CFRMO	CLIP[4]	CND	CSDGBK	DRT	DRWTK	EX	EX_OL	FLUT[5]	FTK[6]	ID	IH	IW	LIGHT	MIP	OBRB
✓	✓	✓	✓	✓	✓	✓	✓			✓	✓	✓	✓				✓	✓	✓

RD	RECTK[7]	RH	ROSFLUT	RT	SRT	TD	TKP[8]	TVR[1]	VTK	WS	WTR
✓	✓		✓	✓		✓	✓	✓		✓	✓

[1] Not available on 12″ wide.
[2] Only available on top section.
[3] Only available on 93″-96″ high.
[4] Not available on 12″ wide.
[5] Not available with 6″ fluting.
[6] FTKAV and style B-L not available on 12″ wide.
[7] Only available on RECTKL.R.BK.
[8] Not available on 93″-96″ high.

IH/RH availability charts starting on page G•40.
IW/RW availability charts starting on page G•46.

UTILITY INVERTED, 102″ or 108″ HIGH, 24″ DEEP

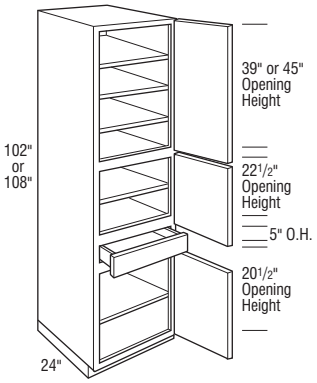

	Cubic Feet	1	2	3	4	5	6	7
UI1210224 L or R	33.8	5835	5994	6143	6364	6604	7025	7446
UI1510224 L or R	39.4	6068	6258	6414	6655	6900	7358	7816
UI1810224 L or R	45.0	6305	6513	6676	6933	7199	7684	8169
UI2110224 L or R	50.6	6461	6676	6840	7106	7399	7889	8379
UI2410224 L or R	56.3	6616	6844	7011	7286	7594	8119	8644
UI1210824 L or R	35.6	6479	6655	6819	7064	7331	7799	8267
UI1510824 L or R	41.6	6736	6946	7120	7388	7659	8168	8677
UI1810824 L or R	47.5	6998	7229	7411	7695	7991	8529	9067
UI2110824 L or R	53.4	7171	7411	7593	7888	8213	8756	9299
UI2410824 L or R	59.4	7344	7596	7783	8089	8430	9013	9596

- Includes five adjustable shelves.
- Shipped with loose toe space unless Attach Toekick or Flush Toekick is specified.
- Reduced Depths available in 1/4″ increments from 12″ to 23 3/4″.
- Finish Flushed Ends standard.

Door & Drawer Options

AF	CC	CG	GAMD	IFHG	MD	MFO	PRMD[1]	SGLPN	SHMD[2]	SPLITDR
		✓	✓	✓	✓	✓	✓		✓	

End Panel Options

AUTH	CSFPE	EXBK[3]	FFD	FL/FR	FPE	INTGE	IPE
✓		✓		✓			✓

Custom Modification Options

ATTTK	CBO	CCO	CFNTO	CFRMO	CLIP	CND	CSDGBK	DRT	DRWTK[4]	EX	EX_OL	FLUT[5]	FTK[6]	ID	IH[7]	IW	LIGHT	MIP	OBRB
✓	✓	✓	✓	✓		✓			✓	✓	✓	✓	✓		✓		✓		✓

RD	RECTK	RH[7]	ROSFLUT[5]	RT	SRT	TD	TKP	TVR[1]	VTK	WS	WTR
✓	✓	✓	✓	✓		✓		✓	✓	✓	✓

[1] Not available on 12″ wide.
[2] Only available on top section.
[3] This modification will allow the end to extend back to a maximum of 30″ deep.
[4] Only available when used in conjunction with attach toekick modification.
[5] Not available with 6″ fluting.
[6] FTKAV and style B-L not available on 12″ wide.
[7] Not available on 108″ high.

NEW UTILITY with ROLL TRAYS, 66″, 84″, 87″, 90″, 93″, 96″, 102″, or 108″ HIGH, 24″ DEEP

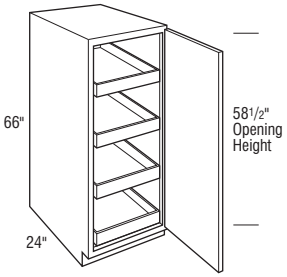

U156624RT L or R	17.0	3622	3721	3806	3929	4064	4300	4536
U186624RT L or R	20.1	3749	3858	3939	4074	4218	4470	4722
U216624RT L or R	23.1	3858	3972	4062	4201	4349	4611	4873
U246624RT L or R	26.2	3970	4087	4181	4323	4486	4761	5036

- Doors will include two center panels divided by a horizontal rail.
- Contains four easily adjustable roll trays.
- Reduced Depths available in 1/4″ increments from 12″ to 23 3/4″.

Door & Drawer Options

AF	CC	CG	GAMD	IFHG	MD	MFO	PRMD	SGLPN	SHMD	SPLITDR
		✓		✓		✓		✓		

End Panel Options

AUTH	CSFPE	EXBK	FFD	FL/FR	FPE	INTGE	IPE
✓	✓	✓	✓	✓	✓	✓	✓

Custom Modification Options

ATTTK	CBO	CCO	CFNTO	CFRMO	CLIP	CND	CSDGBK	DRT	DRWTK	EX	EX_OL	FLUT[1]	FTK	ID	IH	IW	LIGHT	MIP	OBRB
	✓	✓	✓	✓	✓	✓	✓	✓	✓	✓	✓	✓	✓					✓	✓

RD	RECTK	RH	ROSFLUT[1]	RT	SRT	TD	TKP	TVR	VTK	WS	WTR
✓	✓		✓				✓		✓	✓	✓

[1] Not available with 6″ fluting.

Utility with Roll Trays Cabinets

UTILITY with ROLL TRAYS, 66″, 84″, 87″, 90″, 93″, 96″, 102″, or 108″ HIGH, 24″ DEEP (cont'd)

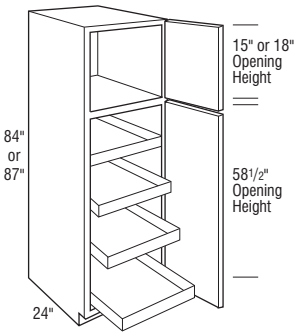

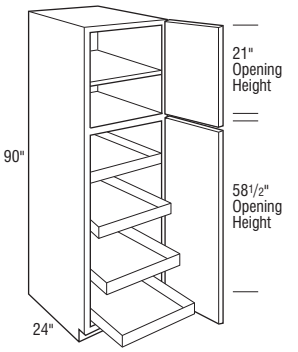

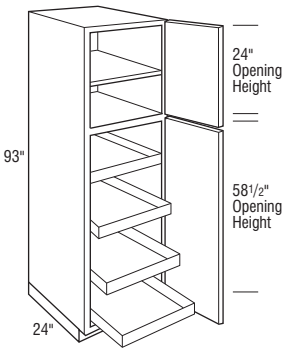

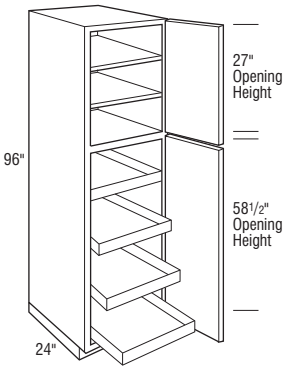

	Cubic Feet	1	2	3	4	5	6	7
U158424RT L or R	21.6	4285	4401	4494	4632	4786	5055	5324
U188424RT L or R	25.6	4437	4558	4658	4810	4965	5255	5545
U218424RT L or R	29.5	4594	4724	4823	4985	5154	5457	5760
U248424RT L or R	33.4	4745	4882	4994	5162	5352	5666	5980
U158724RT L or R	22.4	4405	4529	4623	4771	4934	5213	5492
U188724RT L or R	26.5	4565	4689	4789	4952	5120	5422	5724
U218724RT L or R	30.5	4711	4845	4952	5114	5295	5610	5925
U248724RT L or R	34.6	4856	4998	5109	5284	5478	5812	6146
U159024RTAH L or R	23.2	4527	4651	4757	4911	5080	5375	5670
U189024RTAH L or R	27.4	4686	4822	4924	5093	5272	5587	5902
U219024RTAH L or R	31.6	4823	4965	5077	5251	5436	5764	6092
U249024RTAH L or R	35.8	4963	5109	5226	5404	5607	5951	6295

- AH represents upper section alignment with doors on 24″ or 27″ high cabinets.
- Includes one adjustable shelf in upper section.
- Toekick shipped attached unless otherwise specified.

U159324RTAH L or R	23.9	4674	4809	4914	5078	5254	5567	5880
U189324RTAH L or R	28.3	4842	4986	5093	5267	5456	5786	6116
U219324RTAH L or R	32.6	4965	5113	5230	5410	5608	5951	6294
U249324RTAH L or R	37.0	5093	5248	5365	5553	5767	6126	6485

- AH represents upper section alignment with doors on 24″ or 27″ high cabinets.
- Includes one adjustable shelf in upper section.
- Shipped with loose toe space unless Attach Toekick or Flush Toekick is specified.

U159624RT L or R	24.7	4822	4963	5073	5248	5426	5755	6084
U189624RT L or R	29.2	4993	5146	5261	5445	5637	5986	6335
U219624RT L or R	33.6	5106	5261	5377	5573	5780	6141	6502
U249624RT L or R	38.1	5223	5379	5505	5700	5926	6299	6672

- Includes two adjustable shelves in upper section.
- Shipped with loose toe space unless Attach Toekick or Flush Toekick is specified.
- Flush Toekick option not available in conjunction with Wide Top Rail unless loose Flush Toekick is specified.

Notes below apply to all products in section above:

- Large opening on tall doors will include two center panels divided by a horizontal rail.
- Contains four easily adjustable roll trays.
- Reduced Depths available in 1/4″ increments from 12″ to 23 3/4″.

Door & Drawer Options

AF	CC	CG	GAMD[1]	IFHG	MD[1]	MFO	PRMD[1]	SGLPN	SHMD[1]	SPLITDR
✓		✓	✓	✓	✓	✓	✓	✓	✓	

End Panel Options

AUTH	CSFPE	EXBK	FFD	FL/FR	FPE	INTGE	IPE
✓	✓	✓		✓	✓	✓	✓

Custom Modification Options

ATTTK[2]	CBO	CCO	CFNTO	CFRMO	CLIP	CND	CSDGBK	DRT	DRWTK	EX	EX_OL	FLUT[3]	FTK	ID	IH[4]	IW[5]	LIGHT	MIP	OBRB
✓		✓	✓	✓	✓	✓	✓	✓		✓	✓	✓	✓		✓	✓		✓	✓

RD	RECTK	RH	ROSFLUT	RT[1]	SRT	TD[1]	TKP[6]	TVR	VTK	WS	WTR
✓			✓	✓	✓	✓	✓	✓		✓	✓

[1] Only available on top section.
[2] Only available 93″-96″ high.
[3] Not available with 6″ fluting.
[4] Not available on 96″ high.
[5] Not available on 24″ wide.
[6] Not available on 93″-96″ high.

IH/RH availability charts starting on page G•40.
IW/RW availability charts starting on page G•46.

UTILITY with ROLL TRAYS, 66″, 84″, 87″, 90″, 93″, 96″, 102″, or 108″ HIGH, 24″ DEEP (cont'd)

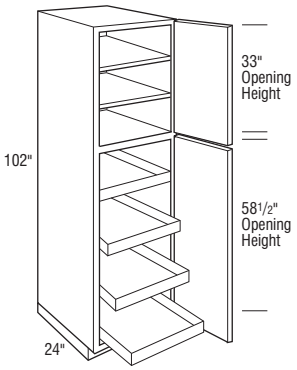

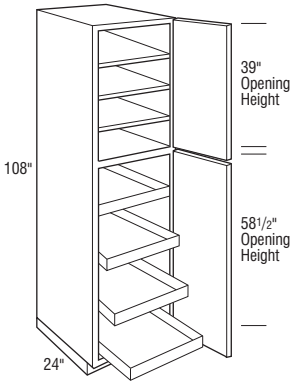

	Cubic Feet	1	2	3	4	5	6	7
U1510224RT L or R	39.4	8044	8240	8393	8635	8883	9338	9793
U1810224RT L or R	45.0	8281	8494	8654	8910	9175	9659	10143
U2110224RT L or R	50.6	8438	8654	8815	9086	9373	9875	10377
U2410224RT L or R	56.3	8603	8816	8991	9263	9575	10094	10613

- Includes two adjustable shelves in upper section.

U1510824RT L or R	41.6	8929	9146	9316	9585	9860	10365	10870
U1810824RT L or R	47.5	9194	9429	9606	9889	10184	10723	11262
U2110824RT L or R	53.4	9366	9606	9785	10085	10404	10961	11518
U2410824RT L or R	59.4	9548	9788	9980	10281	10629	11204	11779

- Includes three adjustable shelves in upper section.

Notes below apply to all products in section above:

- Shipped with loose toe space unless Attach Toekick or Flush Toekick is specified.
- Large opening on tall doors will include two center panels divided by a horizontal rail.
- Contains four easily adjustable roll trays.
- Reduced Depths available in 1/4″ increments from 12″ to 23 3/4″.
- Finish Flushed Ends standard.

Door & Drawer Options

AF	CC	CG	GAMD[1]	IFHG	MD[1]	MFO	PRMD[1]	SGLPN	SHMD[1]	SPLITDR
✓		✓	✓	✓	✓	✓	✓	✓	✓	

End Panel Options

AUTH	CSFPE	EXBK[2]	FFD	FL/FR	FPE	INTGE	IPE
✓		✓		✓			✓

Custom Modification Options

ATTTK	CBO	CCO	CFNTO	CFRMO	CLIP	CND	CSDGBK	DRT	DRWTK[3]	EX	EX_OL	FLUT[4]	FTK	ID	IH[5]	IW[6]	LIGHT	MIP	OBRB
✓	✓	✓	✓	✓		✓		✓	✓	✓	✓	✓	✓		✓	✓			✓

RD	RECTK	RH[5]	ROSFLUT[4]	RT[1]	SRT	TD[1]	TKP	TVR	VTK	WS	WTR
✓	✓	✓	✓	✓	✓	✓		✓	✓	✓	✓

[1] Only available on top section.
[2] This modification will allow the end to extend back to a maximum of 30″ deep.
[3] Only available when used in conjunction with attach toekick modification.
[4] Not available with 6″ fluting.
[5] Not available on 108″ high.
[6] Not available on 24″ wide.

NEW UTILITY with ROLL TRAYS, 66″, 84″, 87″, 90″, 93″, 96″, 102″, or 108″ HIGH, 24″ DEEP (cont'd)

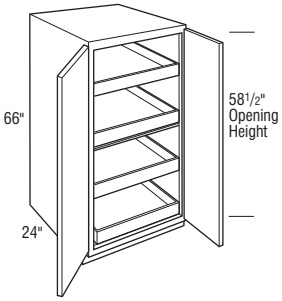

U246624RT	26.2	4624	4775	4869	5052	5286	5634	5982
U276624RT	29.3	4982	5148	5270	5476	5716	6103	6490
U306624RT	32.2	5341	5528	5669	5902	6142	6573	7004
U336624RT	35.3	5464	5653	5803	6039	6290	6733	7176
U366624RT	38.3	5586	5782	5934	6177	6436	6893	7350

- Doors will include two center panels divided by a horizontal rail.
- Contains four easily adjustable roll trays.
- Reduced Depths available in 1/4″ increments from 12″ to 23 3/4″.

Door & Drawer Options

AF	CC	CG	GAMD	IFHG	MD	MFO	PRMD	SGLPN	SHMD	SPLITDR
		✓		✓		✓		✓		✓

End Panel Options

AUTH	CSFPE	EXBK	FFD	FL/FR	FPE	INTGE	IPE
✓	✓	✓	✓	✓	✓	✓	✓

Custom Modification Options

ATTTK	CBO	CCO	CFNTO	CFRMO	CLIP	CND	CSDGBK	DRT	DRWTK	EX	EX_OL	FLUT[1]	FTK	ID	IH	IW	LIGHT	MIP	OBRB
	✓	✓	✓	✓	✓	✓	✓	✓	✓	✓	✓	✓	✓					✓	✓

RD	RECTK	RH	ROSFLUT[1]	RT	SRT	TD	TKP	TVR	VTK	WS	WTR
✓	✓		✓				✓		✓	✓	✓

[1] Not available with 6″ fluting.

Utility with Roll Trays Cabinets

UTILITY with ROLL TRAYS, 66″, 84″, 87″, 90″, 93″, 96″, 102″, or 108″ HIGH, 24″ DEEP (cont'd)

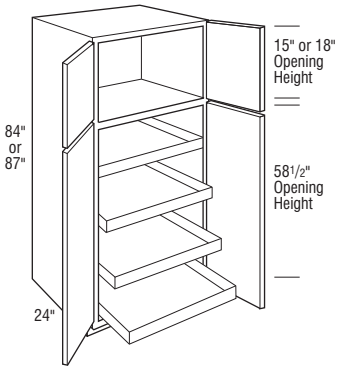

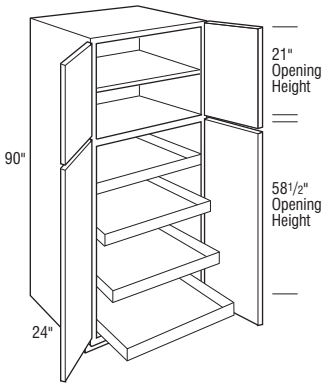

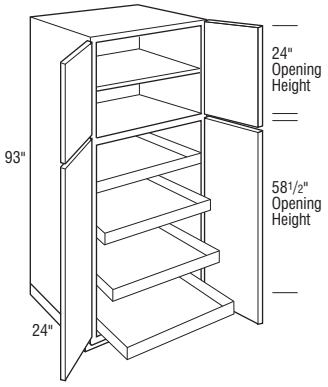

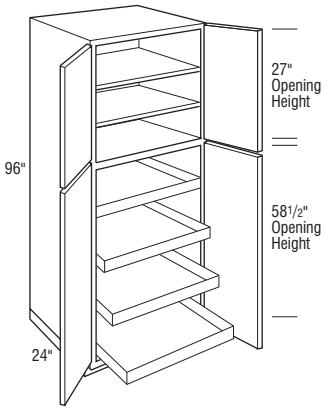

IH/RH availability charts starting on page G•40.
IW/RW availability charts starting on page G•46.

	Cubic Feet	1	2	3	4	5	6	7
U248424RT	33.4	5521	5699	5942	6152	6300	6711	7122
U278424RT	37.4	5884	6080	6282	6517	6729	7176	7623
U308424RT	41.3	6243	6457	6615	6880	7153	7644	8135
U338424RT	45.2	6384	6600	6769	7040	7328	7835	8342
U368424RT	49.2	6523	6745	6919	7199	7501	8020	8539
U248724RT	34.6	5651	5833	6016	6233	6455	6875	7295
U278724RT	38.7	6059	6259	6434	6680	6939	7402	7865
U308724RT	42.8	6461	6681	6853	7127	7416	7926	8436
U338724RT	46.8	6608	6836	7011	7294	7594	8125	8656
U368724RT	50.9	6751	6985	7170	7459	7772	8318	8864
U249024RTAH	35.8	5780	5969	6086	6315	6608	7043	7478
U279024RTAH	40.0	6227	6435	6588	6845	7145	7629	8113
U309024RTAH	44.2	6676	6910	7086	7377	7678	8216	8754
U339024RTAH	48.4	6830	7066	7254	7549	7862	8416	8970
U369024RTAH	52.6	6983	7227	7417	7721	8045	8616	9187

- AH represents upper section alignment with doors on 24″ or 27″ high cabinets.
- Includes one adjustable shelf in upper section.
- Toekick shipped attached unless otherwise specified.

U249324RTAH	37.0	5946	6146	6267	6503	6814	7267	7720
U279324RTAH	41.3	6442	6665	6822	7091	7406	7915	8424
U309324RTAH	45.7	6943	7185	7372	7676	7995	8560	9125
U339324RTAH	50.0	7099	7354	7548	7861	8187	8769	9351
U369324RTAH	54.3	7260	7519	7719	8044	8378	8980	9582

- AH represents upper section alignment with doors on 24″ or 27″ high cabinets.
- Includes one adjustable shelf in upper section.
- Shipped with loose toe space unless Attach Toekick or Flush Toekick is specified.

U249624RT	38.1	6111	6317	6453	6697	7017	7497	7977
U279624RT	42.6	6658	6889	7057	7336	7667	8204	8741
U309624RT	47.1	7208	7459	7657	7975	8311	8901	9491
U339624RT	51.6	7370	7638	7840	8165	8507	9124	9741
U369624RT	56.1	7537	7812	8020	8359	8709	9342	9975

- Includes two adjustable shelves in upper section.
- Shipped with loose toe space unless Attach Toekick or Flush Toekick is specified.
- Flush Toekick option not available in conjunction with Wide Top Rail unless loose Flush Toekick is specified.

Notes below apply to all products in section above:

- Large opening on tall doors will include two center panels divided by a horizontal rail.
- Contains four easily adjustable roll trays.
- Reduced Depths available in 1/4″ increments from 12″ to 23 3/4″.

Door & Drawer Options

AF	CC	CG	GAMD[1]	IFHG	MD[1]	MFO	PRMD[1]	SGLPN	SHMD[1]	SPLITDR
✓		✓	✓	✓	✓	✓	✓	✓	✓	

End Panel Options

AUTH	CSFPE	EXBK	FFD	FL/FR	FPE	INTGE	IPE
✓	✓	✓		✓	✓	✓	✓

Custom Modification Options

ATTTK[2]	CBO[3]	CCO	CFNTO[4]	CFRMO[4]	CLIP[5]	CND	CSDGBK	DRT	DRWTK	EX	EX_OL	FLUT[6]	FTK	ID	IH[7]	IW[8]	LIGHT	MIP	OBRB
✓	✓	✓	✓	✓	✓	✓	✓	✓		✓	✓	✓	✓		✓	✓		✓	✓

RD	RECTK[9]	RH	ROSFLUT	RT[1]	SRT	TD[1]	TKP[10]	TVR	VTK	WS	WTR
✓	✓		✓	✓	✓	✓	✓	✓		✓	✓

[1] Only available on top section.
[2] Only available on 93″-96″ high.
[3] Only available on 24″ wide.
[4] Not available on 24″ wide.
[5] Not available on 24″ wide. Not available with 6″ clipped corners.
[6] Not available with 6″ fluting.
[7] Not available on 96″ high.
[8] Not available on 36″ wide.
[9] Only available on RECTKL.R.BK.
[10] Not available on 93″-96″ high.

UTILITY with ROLL TRAYS, 66″, 84″, 87″, 90″, 93″, 96″, 102″, or 108″ HIGH, 24″ DEEP (cont'd)

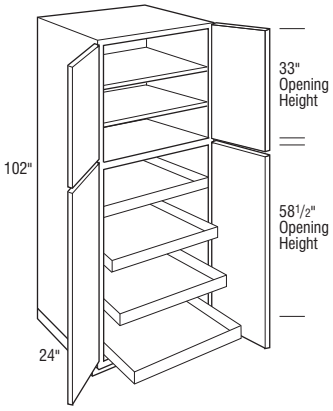

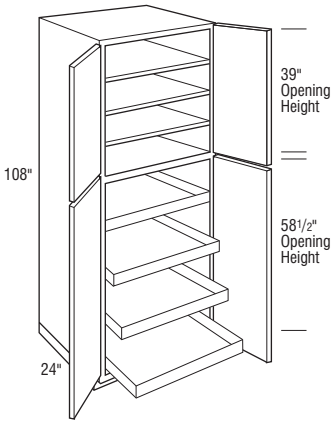

	Cubic Feet	1	2	3	4	5	6	7
U2410224RT	56.3	9833	10119	10306	10644	11089	11755	12421
U2710224RT	61.9	10591	10913	11146	11533	11991	12736	13481
U3010224RT	67.5	11354	11703	11979	12419	12885	13703	14521
U3310224RT	73.1	11578	11950	12231	12681	13156	14013	14870
U3610224RT	78.8	11811	12193	12480	12951	13438	14316	15194

- Includes two adjustable shelves in upper section.

U2410824RT	59.4	10914	11233	11441	11816	12309	13048	13787
U2710824RT	65.3	11756	12113	12371	12801	13309	14136	14963
U3010824RT	71.3	12603	12991	13295	13784	14301	15211	16121
U3310824RT	77.2	12851	13266	13576	14078	14604	15555	16506
U3610824RT	83.1	13110	13534	13853	14375	14915	15891	16867

- Includes three adjustable shelves in upper section.

Notes below apply to all products in section above:

- Shipped with loose toe space unless Attach Toekick or Flush Toekick is specified.
- Large opening on tall doors will include two center panels divided by a horizontal rail.
- Contains four easily adjustable roll trays.
- Reduced Depths available in 1/4″ increments from 12″ to 23 3/4″.
- Finish Flushed Ends standard.

Door & Drawer Options

AF	CC	CG	GAMD[1]	IFHG	MD[1]	MFO	PRMD[1]	SGLPN	SHMD[1]	SPLITDR
✓	✓	✓	✓	✓	✓	✓	✓	✓	✓	

End Panel Options

AUTH	CSFPE	EXBK[2]	FFD	FL/FR	FPE	INTGE	IPE
✓		✓		✓			✓

Custom Modification Options

ATTTK	CBO	CCO	CFNTO	CFRMO	CLIP	CND	CSDGBK	DRT	DRWTK[3]	EX	EX_OL	FLUT[4]	FTK	ID	IH[5]	IW[6]	LIGHT	MIP	OBRB
✓	✓	✓	✓	✓		✓		✓	✓	✓	✓	✓	✓		✓	✓			✓

RD	RECTK	RH[5]	ROSFLUT[4]	RT[1]	SRT	TD[1]	TKP	TVR	VTK	WS	WTR
✓	✓	✓	✓	✓	✓	✓		✓	✓	✓	✓

[1] Only available on top section.
[2] This modification will allow the end to extend back to a maximum of 30″ deep.
[3] Only available when used in conjunction with attach toekick modification.
[4] Not available with 6″ fluting.
[5] Not available on 108″ high.
[6] Not available on 36″ wide.

Tall Pantry Pull-outs

TALL PANTRY PULL-OUT, 66″, 84″, 87″, 90″, 93″, or 96″ HIGH, 24″ DEEP

storage
SOLUTIONS

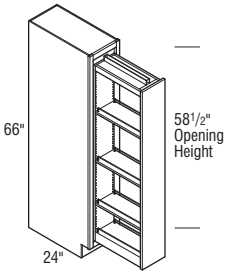

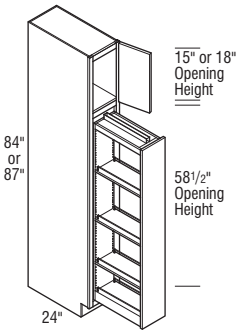

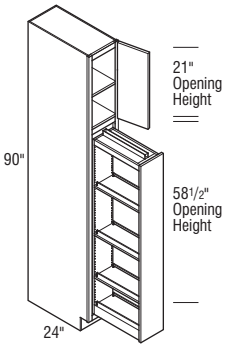

	Cubic Feet	1	2	3	4	5	6	7
TPP96624	10.9	4463	4560	4635	4762	4900	5133	5366
TPP126624	14.0	4601	4702	4780	4909	5051	5291	5531
TPP156624	17.1	4889	4999	5086	5222	5365	5620	5875
TPP186624	20.2	5225	5337	5431	5576	5724	5998	6272

- This unit is not designed to be freestanding. It must be bolted or screwed to the wall. Failure to do so will result in the unit tipping forward and will invalidate the product warranty.

TPP98424 L or R	13.8	4695	4808	4888	5026	5166	5424	5682
TPP128424 L or R	17.7	4838	4947	5033	5168	5317	5571	5825
TPP158424 L or R	21.6	5146	5261	5353	5494	5650	5916	6182
TPP188424 L or R	25.6	5496	5619	5717	5870	6026	6317	6608
TPP98724 L or R	14.3	4789	4903	4986	5125	5270	5531	5792
TPP128724 L or R	18.3	4937	5055	5140	5284	5432	5704	5976
TPP158724 L or R	22.4	5267	5390	5484	5635	5796	6080	6364
TPP188724 L or R	26.5	5622	5750	5853	6010	6181	6482	6783

TPP99024AH L or R	14.8	4883	5005	5094	5234	5384	5656	5928
TPP129024AH L or R	18.9	5033	5159	5251	5397	5551	5830	6109
TPP159024AH L or R	23.2	5390	5514	5616	5772	5942	6237	6532
TPP189024AH L or R	27.4	5747	5881	5986	6153	6333	6651	6969

- AH represents upper section alignment with doors on 24″ or 27″ high cabinets.
- Toekick shipped attached unless otherwise specified.

Notes below apply to all products in section above:

- Pull-outs include adjustable wood/chrome shelves.
- Large opening on tall doors will include two center panels divided by a horizontal rail.
- Not available on Inset and Beaded Inset styles.

Door & Drawer Options

AF	CC	CG[1]	GAMD[2]	IFHG	MD[2]	MFO	PRMD[3]	SGLPN	SHMD[2]	SPLITDR
		✓	✓		✓	✓	✓	✓	✓	

End Panel Options

AUTH	CSFPE	EXBK	FFD	FL/FR	FPE	INTGE	IPE
✓	✓	✓		✓	✓	✓	

Custom Modification Options

ATTTK	CBO	CCO	CFNTO	CFRMO	CLIP	CND[1]	CSDGBK	DRT	DRWTK	EX	EX_OL	FLUT[4]	FTK[5]	ID	IH[6]	IW	LIGHT	MIP	OBRB
						✓	✓			✓	✓	✓	✓		✓			✓	✓

RD	RECTK[7]	RH	ROSFLUT	RT[2]	SRT	TD[1]	TKP	TVR[3]	VTK	WS[8]	WTR
	✓		✓	✓		✓	✓	✓		✓	✓

[1] Not available on 66″ high and only available on top section.
[2] Not available on 66″ high and only available on top section and not available with 9″ wide.
[3] Only available on 15″-18″ wide. Not available on 66″ high. Only available on top section.
[4] Not available with 6″ fluting.
[5] FTKAV and style B-L not available on 12″ wide.
[6] Not available on 66″ high.
[7] Only available on RECTKL.R.BK.
[8] Not available on 9″ wide.

IH/RH availability charts starting on page G•40.
IW/RW availability charts starting on page G•46.

TALL PANTRY PULL-OUT, 66″, 84″, 87″, 90″, 93″, or 96″ HIGH, 24″ DEEP (cont'd)

storage SOLUTIONS

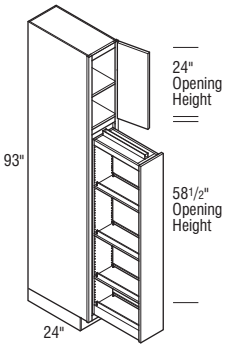

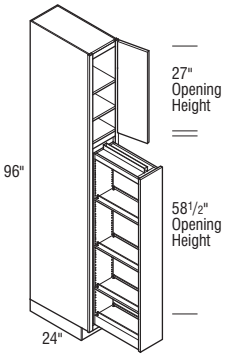

	Cubic Feet	1	2	3	4	5	6	7
TPP99324AH L or R	15.3	5017	5142	5236	5387	5548	5827	6106
TPP129324AH L or R	19.6	5173	5302	5399	5554	5719	6008	6297
TPP159324AH L or R	23.9	5535	5668	5774	5942	6115	6429	6743
TPP189324AH L or R	28.3	5904	6046	6153	6328	6517	6849	7181

- AH represents upper section alignment with doors on 24″ or 27″ high cabinets.
- Shipped with loose toe space unless Attach Toekick or Flush Toekick is specified.

TPP99624 L or R	15.7	5153	5285	5381	5545	5706	6003	6300
TPP129624 L or R	20.2	5312	5449	5548	5716	5882	6187	6492
TPP159624 L or R	24.7	5681	5824	5932	6110	6289	6617	6945
TPP189624 L or R	29.2	6054	6203	6322	6508	6699	7046	7393

- Shipped with loose toe space unless Attach Toekick or Flush Toekick is specified.
- Flush Toekick option not available in conjunction with Wide Top Rail unless loose Flush Toekick is specified.

Notes below apply to all products in section above:

- Pull-outs include adjustable wood/chrome shelves.
- Large opening on tall doors will include two center panels divided by a horizontal rail.
- Not available on Inset and Beaded Inset styles.

Door & Drawer Options

AF	CC	CG[1]	GAMD[2]	IFHG	MD[2]	MFO	PRMD[3]	SGLPN	SHMD[2]	SPLITDR
		✓	✓		✓	✓	✓	✓	✓	

End Panel Options

AUTH	CSFPE	EXBK	FFD	FL/FR	FPE	INTGE	IPE
✓	✓	✓		✓	✓	✓	

Custom Modification Options

ATTTK	CBO	CCO	CFNTO	CFRMO	CLIP	CND[1]	CSDGBK	DRT	DRWTK	EX	EX_OL	FLUT[4]	FTK[5]	ID	IH[6]	IW	LIGHT	MIP	OBRB
✓						✓	✓			✓	✓	✓	✓		✓			✓	✓

RD	RECTK[7]	RH	ROSFLUT	RT[2]	SRT	TD[1]	TKP	TVR[3]	VTK	WS[8]	WTR
	✓		✓	✓		✓		✓		✓	✓

[1] Only available on top section.
[2] Only available on top section and not available with 9″ wide.
[3] Only available on 15″-18″ wide. Only available on top section.
[4] Not available with 6″ fluting.
[5] FTKAV and style B-L not available on 12″ wide.
[6] Not available on 96″ high.
[7] Only available on RECTKL.R.BK.
[8] Not available on 9″ wide.

Tall Pantry Pull-outs

TALL PANTRY PULL-OUT, 102″ or 108″ HIGH, 24″ DEEP

storage SOLUTIONS

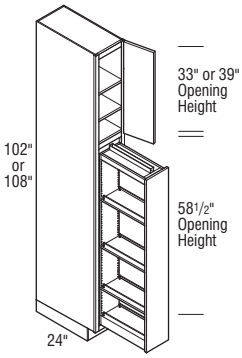

	Cubic Feet	1	2	3	4	5	6	7
TPP910224 L or R	28.1	8504	8688	8821	9048	9271	9684	10097
TPP1210224 L or R	33.8	8724	8914	9051	9285	9515	9940	10365
TPP1510224 L or R	39.4	9235	9435	9584	9831	10080	10534	10988
TPP1810224 L or R	45.0	9754	9961	10126	10383	10649	11130	11611
TPP910824 L or R	29.7	9439	9643	9791	10044	10291	10749	11207
TPP1210824 L or R	35.6	9684	9894	10048	10305	10561	11033	11505
TPP1510824 L or R	41.6	10251	10473	10639	10913	11189	11693	12197
TPP1810824 L or R	47.5	10826	11058	11239	11524	11821	12354	12887

- Shipped with loose toe space unless Attach Toekick or Flush Toekick is specified.
- Pull-outs include adjustable wood/chrome shelves.
- Large opening on tall doors will include two center panels divided by a horizontal rail.
- Not available on Inset and Beaded Inset styles.
- Finish Flushed Ends standard.

Door & Drawer Options

AF	CC	CG[1]	GAMD[2]	IFHG	MD[2]	MFO	PRMD[3]	SGLPN	SHMD[2]	SPLITDR
		✓	✓		✓	✓	✓	✓	✓	

End Panel Options

AUTH	CSFPE	EXBK[4]	FFD	FL/FR	FPE	INTGE	IPE
✓		✓		✓			

Custom Modification Options

ATTTK	CBO	CCO	CFNTO	CFRMO	CLIP	CND[1]	CSDGBK	DRT	DRWTK[5]	EX	EX_OL	FLUT[6]	FTK[7]	ID	IH[8]	IW	LIGHT	MIP	OBRB
✓						✓			✓	✓	✓	✓	✓		✓				✓

RD	RECTK	RH[8]	ROSFLUT[6]	RT[2]	SRT	TD[1]	TKP	TVR[9]	VTK	WS	WTR
	✓	✓	✓	✓		✓		✓	✓		✓

[1] Only available on top section.
[2] Only available on top section and not available on 9″ wide.
[3] Only available on top section and not available on 9″ or 12″ wide.
[4] This modification will allow the end to extend back to a maximum of 30″ deep.
[5] Only available when used in conjunction with attach toekick modification. Not available on 9″ wide.
[6] Not available with 6″ fluting.
[7] FTKAV and style B-L not available on 9″ or 12″ wide.
[8] Not available on 108″ high.
[9] Only available on top section. TVRAVTOP and style B-L not available on 9″ or 12″ wide.

IH/RH availability charts starting on page G•40.
IW/RW availability charts starting on page G•46.

PANTRY UNIT, 84″, 87″, 90″, 93″, or 96″ HIGH, 24″ DEEP

storage SOLUTIONS

	Cubic Feet	1	2	3	4	5	6	7
PY368424	49.2	8144	8536	8837	9314	9870	10779	11688
PY368724	50.9	8398	8803	9111	9609	10178	11116	12054
PY369024AH	52.6	8650	9068	9390	9900	10487	11451	12415

- AH represents upper section alignment with doors on 24″ or 27″ high cabinets.
- Includes one adjustable shelf in upper section.
- Toekick shipped attached unless otherwise specified.

PY369324AH	54.3	8903	9335	9662	10189	10791	11787	12783

- Includes one adjustable shelf in upper section.
- Shipped with loose toe space unless Attach Toekick or Flush Toekick is specified.

PY369624	56.1	9158	9598	9938	10478	11099	12121	13143

- Includes two adjustable shelves in upper section.
- Shipped with loose toe space unless Attach Toekick or Flush Toekick is specified.
- Flush Toekick option not available in conjunction with Wide Top Rail unless loose Flush Toekick is specified.

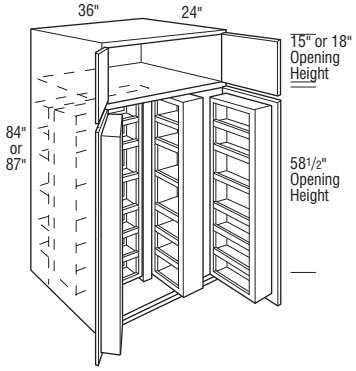

Notes below apply to all products in section above:

- Large opening on tall doors will include two center panels divided by a horizontal rail.
- Door mounted racks include six adjustable shelves and one fixed shelf.
- Ten 6 1/4″ deep adjustable shelves located behind pull-out.
- Swing-outs include four adjustable shelves and three fixed shelves.
- Swing-outs and door mounted racks have 4 1/2″ deep adjustable shelves that are a natural finished wood with metallic finish wire rail fronts.
- Unit can be used next to wall without use of a filler.
- Not available on Inset and Beaded Inset styles.

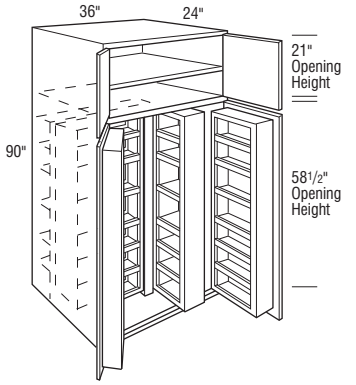

Door & Drawer Options

AF	CC	CG[1]	GAMD[1]	IFHG	MD[1]	MFO	PRMD[1]	SGLPN	SHMD[1]	SPLITDR
		✓	✓		✓	✓	✓	✓	✓	

End Panel Options

AUTH	CSFPE	EXBK	FFD	FL/FR	FPE	INTGE	IPE
✓	✓	✓		✓	✓	✓	

Custom Modification Options

ATTTK[2]	CBO	CCO	CFNTO	CFRMO	CLIP	CND[1]	CSDGBK	DRT	DRWTK[3]	EX	EX_OL	FLUT[4]	FTK	ID	IH[5]	IW	LIGHT	MIP	OBRB
✓						✓	✓		✓	✓	✓	✓	✓		✓			✓	✓

RD	RECTK	RH	ROSFLUT	RT[1]	SRT	TD[1]	TKP[6]	TVR	VTK	WS	WTR
	✓		✓	✓		✓	✓		✓		✓

[1] Only available on top section.
[2] Only available on 93″ or 96″ high.
[3] 93″ and 96″ high are not available except when used in conjunction with attach toekick modification.
[4] Not available with 6″ fluting.
[5] Not available on 96″ high.
[6] Not available on 93″-96″ high.

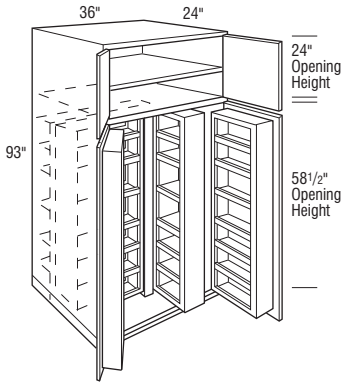

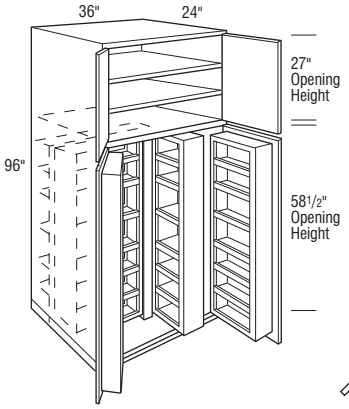

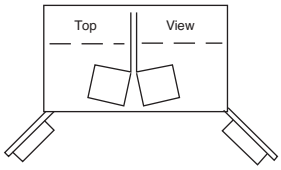

Pantry Cabinets

PANTRY UNIT, 102″ or 108″ HIGH, 24″ DEEP

storage
SOLUTIONS

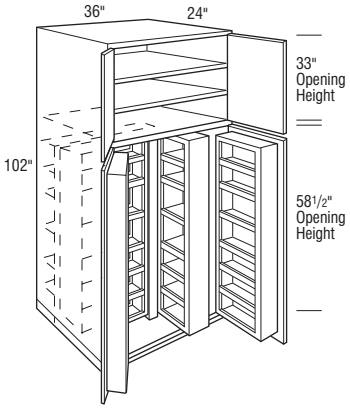

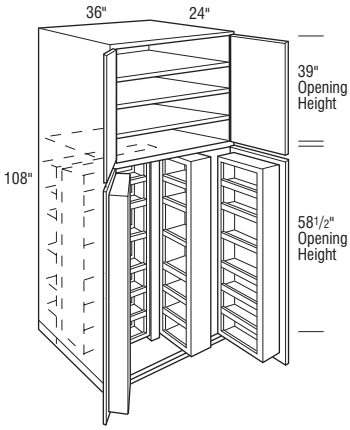

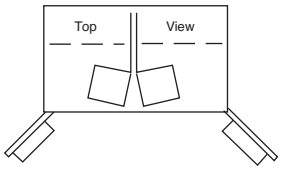

	Cubic Feet	1	2	3	4	5	6	7
PY3610224	78.8	14060	14670	15141	15891	16753	18171	19589
• Includes two adjustable shelves in upper section.								
PY3610824	83.1	15608	16284	16808	17639	18596	20169	21742
• Includes three adjustable shelves in upper section.								

Notes below apply to all products in section above:

- Shipped with loose toe space unless Attach Toekick or Flush Toekick is specified.
- Large opening on tall doors will include two center panels divided by a horizontal rail.
- Door mounted racks include six adjustable shelves and one fixed shelf.
- Ten 6 1/4″ deep adjustable shelves located behind pull-out.
- Swing-outs include four adjustable shelves and three fixed shelves.
- Swing-outs and door mounted racks have 4 1/2″ deep adjustable shelves that are a natural finished wood with metallic finish wire rail fronts.
- Unit can be used next to wall without use of a filler.
- Not available on Inset and Beaded Inset styles.
- Finish Flushed Ends standard.

Door & Drawer Options

AF	CC	CG	GAMD[1]	IFHG	MD[1]	MFO	PRMD[1]	SGLPN	SHMD[1]	SPLITDR
		✓	✓		✓	✓	✓	✓	✓	

End Panel Options

AUTH	CSFPE	EXBK[2]	FFD	FL/FR	FPE	INTGE	IPE
✓		✓		✓			

Custom Modification Options

ATTTK	CBO	CCO	CFNTO	CFRMO	CLIP	CND[1]	CSDGBK	DRT	DRWTK[3]	EX	EX_OL	FLUT[4]	FTK	ID	IH[5]	IW	LIGHT	MIP	OBRB
✓						✓			✓	✓	✓	✓	✓		✓				✓

RD	RECTK	RH[5]	ROSFLUT[4]	RT[1]	SRT	TD[1]	TKP	TVR	VTK	WS	WTR
	✓	✓	✓	✓		✓	✓		✓		✓

[1] Only available on top section.
[2] This modification will allow the end to extend back to a maximum of 30″ deep.
[3] Only available when used in conjunction with attach toekick modification.
[4] Not available with 6″ fluting.
[5] Not available on 108″ high.

IH/RH availability charts starting on page G•40.
IW/RW availability charts starting on page G•46.

UTILITY ORGANIZER CABINET, 84″, 87″, 90″, 93″, or 96″ HIGH, 6″ DEEP

storage SOLUTIONS

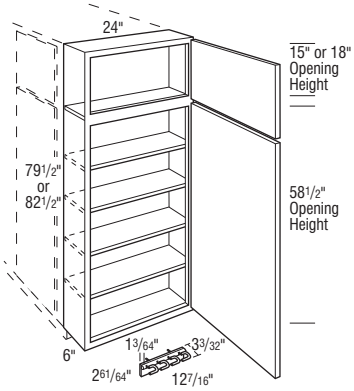

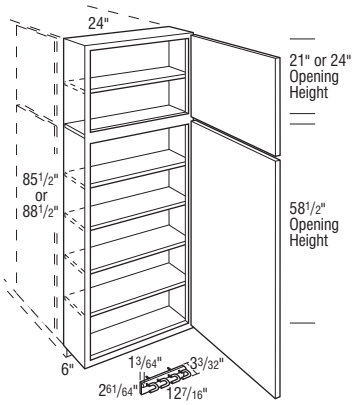

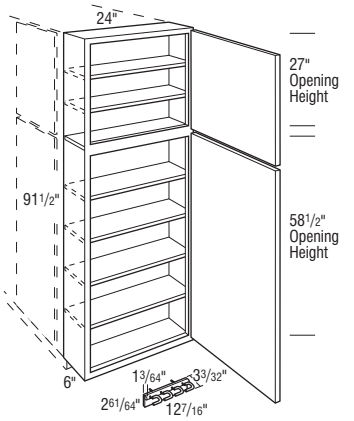

	Cubic Feet	1	2	3	4	5	6	7
UOC24846 L or R	10.7	2495	2618	2710	2855	3024	3307	3590
UOC24876 L or R	11.1	2623	2750	2846	3002	3180	3474	3768
• Includes four adjustable shelves.								
UOC24906 L or R	11.5	2748	2878	2983	3140	3330	3636	3942
UOC24936 L or R	11.9	2894	3036	3140	3313	3510	3832	4154
• Includes five adjustable shelves.								
UOC24966 L or R	12.2	3047	3193	3308	3485	3695	4034	4373
• Includes six adjustable shelves.								

Notes below apply to all products in section above:

- Finish Flushed Ends standard.
- Large opening on tall doors will include two center panels divided by a horizontal rail.
- Void toekick standard.
- Field installs on side of 24″ deep tall cabinet.
- Cabinet includes a broom clip (included in cabinet un-installed) that can be used instead of shelves in lower section.
- Broom clip installation instructions included.

Door & Drawer Options

AF	CC	CG	GAMD[1]	IFHG	MD[1]	MFO	PRMD[1]	SGLPN	SHMD[1]	SPLITDR
✓	✓	✓	✓	✓	✓	✓	✓	✓	✓	

End Panel Options

AUTH	CSFPE	EXBK	FFD	FL/FR	FPE	INTGE	IPE
	✓						

Custom Modification Options

ATTTK	CBO	CCO	CFNTO	CFRMO	CLIP	CND	CSDGBK	DRT	DRWTK	EX	EX_OL	FLUT[2]	FTK	ID	IH[3]	IW	LIGHT	MIP	OBRB
	✓	✓	✓	✓		✓	✓			✓	✓	✓			✓			✓	

RD	RECTK	RH	ROSFLUT	RT	SRT	TD	TKP	TVR	VTK	WS	WTR
			✓					✓		✓	✓

[1] Only available on top section.
[2] Not available with 6″ fluting.
[3] Not available on 96″ high.

Utility Organizer Cabinets

UTILITY ORGANIZER CABINET, 102″ or 108″ HIGH, 6″ DEEP

storage SOLUTIONS

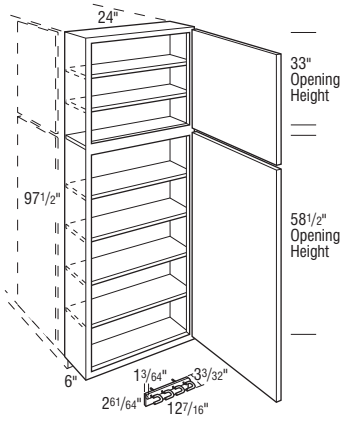

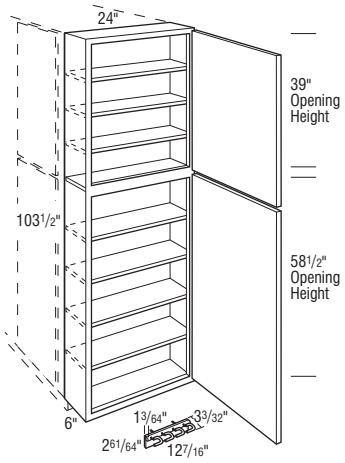

	Cubic Feet	1	2	3	4	5	6	7
UOC241026 L or R	22.5	5581	5784	5944	6190	6480	6951	7422
• Includes six adjustable shelves.								
UOC241086 L or R	23.8	6195	6420	6598	6871	7193	7716	8239
• Includes seven adjustable shelves.								

Notes below apply to all products in section above:

- Finish Flushed Ends standard.
- Large opening on tall doors will include two center panels divided by a horizontal rail.
- Void toekick standard.
- Field installs on side of 24″ deep tall cabinet.
- Cabinet includes a broom clip (included in cabinet un-installed) that can be used instead of shelves in lower section.
- Broom clip installation instructions included.

Door & Drawer Options

AF	CC	CG	GAMD[1]	IFHG	MD[1]	MFO	PRMD[1]	SGLPN	SHMD[1]	SPLITDR
✓	✓	✓	✓	✓	✓	✓	✓	✓	✓	

End Panel Options

AUTH	CSFPE	EXBK	FFD	FL/FR	FPE	INTGE	IPE

Custom Modification Options

ATTTK	CBO	CCO	CFNTO	CFRMO	CLIP	CND	CSDGBK	DRT	DRWTK[2]	EX	EX_OL	FLUT[3]	FTK	ID	IH[4]	IW	LIGHT	MIP	OBRB
✓	✓	✓	✓	✓		✓			✓	✓	✓	✓			✓				

RD	RECTK	RH[4]	ROSFLUT[3]	RT	SRT	TD	TKP	TVR	VTK	WS	WTR
		✓	✓					✓	✓	✓	✓

[1] Only available on top section.
[2] Only available when used in conjunction with attach toekick modification.
[3] Not available with 6″ fluting.
[4] Not available on 108″ high.

IH/RH availability charts starting on page G•40.
IW/RW availability charts starting on page G•46.

UTILITY ORGANIZER CABINET, 84″, 87″, 90″, 93″, or 96″ HIGH, 6″ DEEP

storage SOLUTIONS

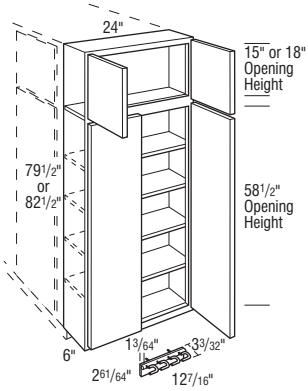

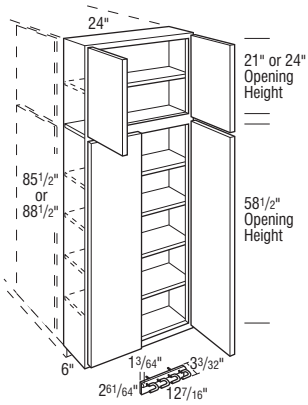

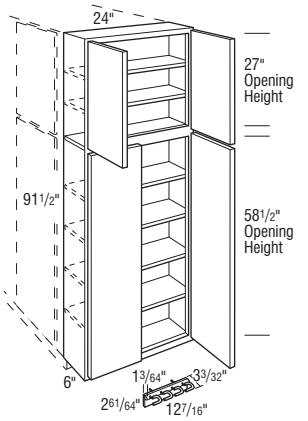

	Cubic Feet	1	2	3	4	5	6	7
UOC24846	10.7	3248	3406	3524	3718	3936	4302	4668
UOC24876	11.1	3396	3559	3684	3886	4114	4494	4874

- Includes four adjustable shelves.

UOC24906AH	11.5	3542	3715	3844	4053	4293	4690	5087
UOC24936AH	11.9	3721	3901	4039	4256	4511	4926	5341

- AH represents upper section alignment with doors on 24″ or 27″ high cabinets.
- Includes five adjustable shelves.

UOC24966	12.2	3898	4086	4230	4461	4724	4762	5600

- Includes six adjustable shelves.

Notes below apply to all products in section above:

- Finish Flushed Ends standard.
- Large opening on tall doors will include two center panels divided by a horizontal rail.
- Void toekick standard.
- Field installs on side of 24″ deep tall cabinet.
- Cabinet includes a broom clip (included in cabinet un-installed) that can be used instead of shelves in lower section.
- Broom clip installation instructions included.

Door & Drawer Options

AF	CC	CG	GAMD[1]	IFHG	MD[1]	MFO	PRMD[1]	SGLPN	SHMD[1]	SPLITDR
✓		✓	✓	✓	✓	✓	✓	✓	✓	

End Panel Options

AUTH	CSFPE	EXBK	FFD	FL/FR	FPE	INTGE	IPE
	✓						

Custom Modification Options

ATTTK	CBO	CCO	CFNTO	CFRMO	CLIP	CND	CSDGBK	DRT	DRWTK	EX	EX_OL	FLUT[2]	FTK	ID	IH[3]	IW	LIGHT	MIP	OBRB
	✓	✓	✓	✓		✓	✓			✓	✓	✓			✓			✓	

RD	RECTK	RH	ROSFLUT	RT	SRT	TD	TKP	TVR	VTK	WS	WTR
			✓					✓		✓	✓

[1] Only available on top section.
[2] Not available with 6″ fluting.
[3] Not available on 96″ high.

Utility Organizer Cabinets

UTILITY ORGANIZER CABINET, 102″ or 108″ HIGH, 6″ DEEP

storage SOLUTIONS

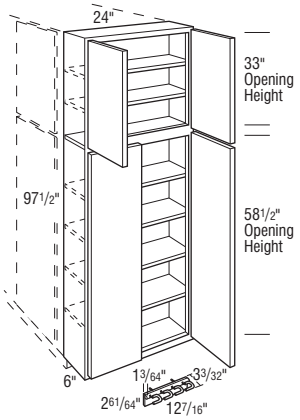

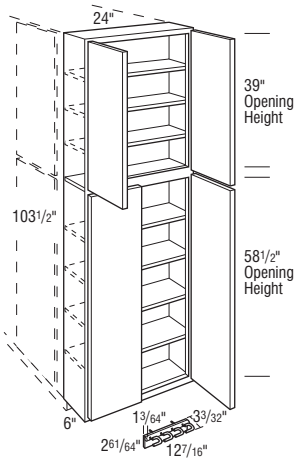

	Cubic Feet	1	2	3	4	5	6	7
UOC241026	22.5	6763	7024	7224	7544	7909	8516	9123
• Includes six adjustable shelves.								
UOC241086	23.8	7506	7796	8018	8373	8778	9454	10130
• Includes seven adjustable shelves.								

Notes below apply to all products in section above:

- Finish Flushed Ends standard.
- Large opening on tall doors will include two center panels divided by a horizontal rail.
- Void toekick standard.
- Field installs on side of 24″ deep tall cabinet.
- Cabinet includes a broom clip (included in cabinet un-installed) that can be used instead of shelves in lower section.
- Broom clip installation instructions included.

Door & Drawer Options

AF	CC	CG	GAMD[1]	IFHG	MD[1]	MFO	PRMD[1]	SGLPN	SHMD[1]	SPLITDR
✓	✓	✓	✓	✓	✓	✓	✓	✓	✓	

End Panel Options

AUTH	CSFPE	EXBK	FFD	FL/FR	FPE	INTGE	IPE

Custom Modification Options

ATTTK	CBO	CCO	CFNTO	CFRMO	CLIP	CND	CSDGBK	DRT	DRWTK[2]	EX	EX_OL	FLUT[3]	FTK	ID	IH[4]	IW	LIGHT	MIP	OBRB
✓	✓	✓	✓	✓		✓			✓	✓	✓	✓			✓				

RD	RECTK	RH[4]	ROSFLUT[3]	RT	SRT	TD	TKP	TVR	VTK	WS	WTR
		✓	✓					✓	✓	✓	✓

[1] Only available on top section.
[2] Only available when used in conjunction with attach toekick modification.
[3] Not available with 6″ fluting.
[4] Not available on 108″ high.

IH/RH availability charts starting on page G•40.
IW/RW availability charts starting on page G•46.

UTILITY ORGANIZER CABINET, 84″, 87″, 90″, 93″, or 96″ HIGH, 9″ DEEP

storage SOLUTIONS

	Cubic Feet	1	2	3	4	5	6	7
UOC24849 L or R	14.5	2495	2618	2710	2855	3024	3307	3590
UOC24879 L or R	15.0	2623	2750	2846	3002	3180	3474	3768
• Includes four adjustable shelves.								
UOC24909 L or R	15.5	2748	2878	2983	3140	3330	3636	3942
• Includes five adjustable shelves.								
UOC24939 L or R	16.0	2894	3036	3140	3313	3510	3832	4154
• Includes five adjustable shelves. • Shipped with loose toe space unless Attach Toekick or Flush Toekick is specified.								
UOC24969 L or R	16.5	3047	3193	3308	3485	3695	4034	4373
• Includes six adjustable shelves. • Shipped with loose toe space unless Attach Toekick or Flush Toekick is specified. • Flush Toekick option not available in conjunction with Wide Top Rail unless a Flush Toekick Loose is specified.								

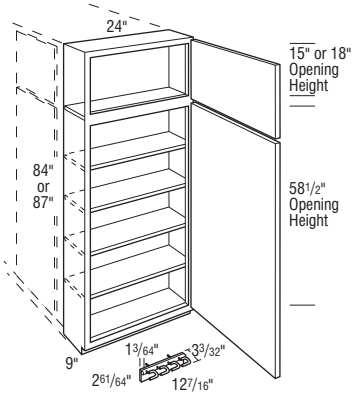

Notes below apply to all products in section above:

- Finish Flushed Ends standard.
- Large opening on tall doors will include two center panels divided by a horizontal rail.
- Field installs on side of 24″ deep tall cabinet.
- Cabinet includes a broom clip (included in cabinet un-installed) that can be used instead of shelves in lower section.
- Broom clip installation instructions included.
- Increased Depths available in 1/4″ increments from 9 1/4″ to 30″.

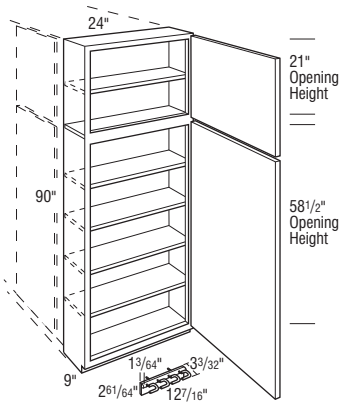

Door & Drawer Options

AF	CC	CG	GAMD[1]	IFHG	MD[1]	MFO	PRMD[1]	SGLPN	SHMD[1]	SPLITDR
✓		✓	✓	✓	✓	✓	✓	✓	✓	

End Panel Options

AUTH	CSFPE	EXBK	FFD	FL/FR	FPE	INTGE	IPE
✓	✓						

Custom Modification Options

ATTTK[2]	CBO	CCO	CFNTO	CFRMO	CLIP	CND	CSDGBK	DRT	DRWTK	EX	EX_OL	FLUT[3]	FTK	ID	IH[4]	IW	LIGHT	MIP	OBRB
✓	✓	✓	✓	✓		✓	✓			✓	✓	✓	✓	✓	✓			✓	✓

RD	RECTK	RH	ROSFLUT	RT	SRT	TD	TKP[5]	TVR	VTK	WS	WTR
	✓		✓			✓	✓	✓		✓	✓

[1] Only available on top section.
[2] Only available on 93″-96″ high.
[3] Not available with 6″ fluting.
[4] Not available on 96″ high.
[5] Not available on 93″-96″ high.

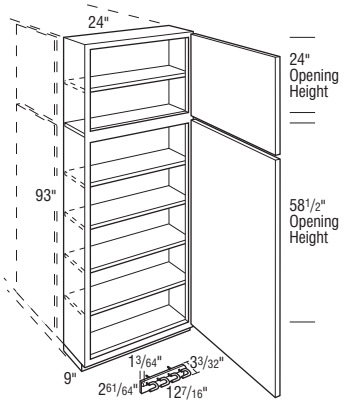

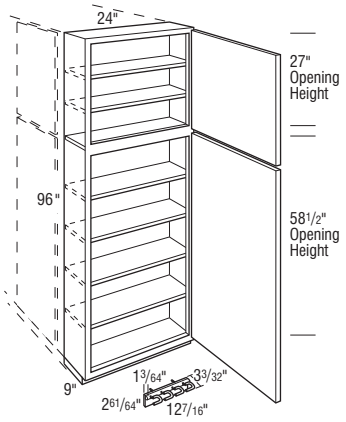

Utility Organizer Cabinets

UTILITY ORGANIZER CABINET, 102″ or 108″ HIGH, 9″ DEEP

storage
SOLUTIONS

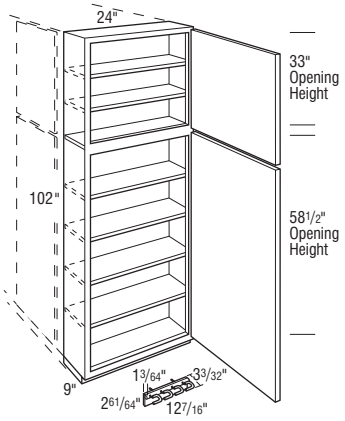

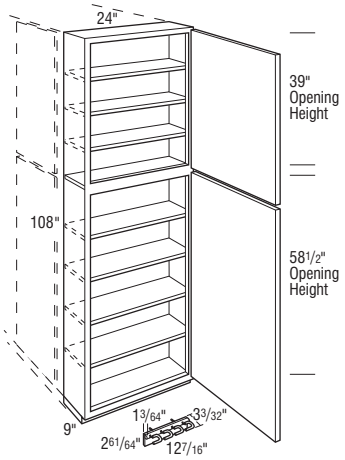

	Cubic Feet	1	2	3	4	5	6	7
UOC241029 L or R	28.1	5581	5784	5944	6190	6480	6951	7422
• Includes six adjustable shelves.								
UOC241089 L or R	29.7	6195	6420	6598	6871	7193	7716	8239
• Includes seven adjustable shelves.								

Notes below apply to all products in section above:

- Finish Flushed Ends standard.
- Shipped with loose toe space unless Attach Toekick or Flush Toekick is specified.
- Large opening on tall doors will include two center panels divided by a horizontal rail.
- Field installs on side of 24″ deep tall cabinet.
- Cabinet includes a broom clip (included in cabinet un-installed) that can be used instead of shelves in lower section.
- Broom clip installation instructions included.
- Increased Depths available in 1/4″ increments from 9 1/4″ to 26″.

Door & Drawer Options

AF	CC	CG	GAMD[1]	IFHG	MD[1]	MFO	PRMD[1]	SGLPN	SHMD[1]	SPLITDR
✓		✓	✓	✓	✓	✓	✓	✓	✓	

End Panel Options

AUTH	CSFPE	EXBK	FFD	FL/FR	FPE	INTGE	IPE
✓							

Custom Modification Options

ATTTK	CBO	CCO	CFNTO	CFRMO	CLIP	CND	CSDGBK	DRT	DRWTK[2]	EX	EX_OL	FLUT[3]	FTK	ID	IH[4]	IW	LIGHT	MIP	OBRB
✓	✓	✓	✓	✓		✓			✓	✓	✓	✓	✓	✓	✓				✓

RD	RECTK	RH[4]	ROSFLUT[3]	RT	SRT	TD	TKP	TVR	VTK	WS	WTR
	✓	✓	✓			✓		✓	✓	✓	✓

[1] Only available on top section.
[2] Only available when used in conjunction with attach toekick modification.
[3] Not available with 6″ fluting.
[4] Not available on 108″ high.

IH/RH availability charts starting on page G•40.
IW/RW availability charts starting on page G•46.

UTILITY ORGANIZER CABINET, 84″, 87″, 90″, 93″, or 96″ HIGH, 9″ DEEP

storage SOLUTIONS

	Cubic Feet	1	2	3	4	5	6	7
UOC24849	14.5	3248	3406	3524	3718	3936	4302	4668
UOC24879	15.0	3396	3559	3684	3886	4114	4494	4874
• Includes four adjustable shelves.								
UOC24909	15.5	3542	3715	3844	4053	4293	4690	5087
• Includes five adjustable shelves.								
UOC24939	16.0	3721	3901	4039	4256	4511	4926	5341
• Includes five adjustable shelves. • Shipped with loose toe space unless Attach Toekick or Flush Toekick is specified.								
UOC24969	16.5	3898	4086	4230	4461	4724	5162	5600
• Includes six adjustable shelves. • Shipped with loose toe space unless Attach Toekick or Flush Toekick is specified. • Flush Toekick option not available in conjunction with Wide Top Rail unless a Flush Toekick Loose is specified.								

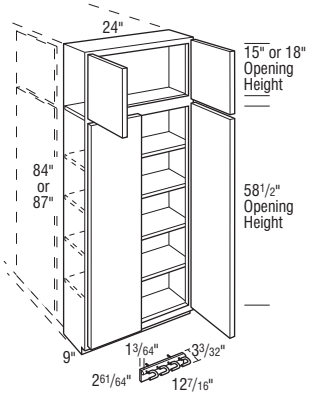

Notes below apply to all products in section above:

- Finish Flushed Ends standard.
- Large opening on tall doors will include two center panels divided by a horizontal rail.
- Field installs on side of 24″ deep tall cabinet.
- Cabinet includes a broom clip (included in cabinet un-installed) that can be used instead of shelves in lower section.
- Broom clip installation instructions included.
- Increased Depths available in 1/4″ increments from 9 1/4″ to 30″.

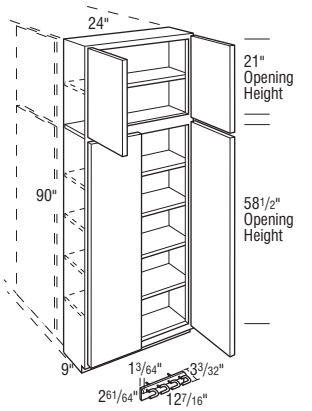

Door & Drawer Options

AF	CC	CG	GAMD[1]	IFHG	MD[1]	MFO	PRMD[1]	SGLPN	SHMD[1]	SPLITDR
✓	✓	✓	✓	✓	✓	✓	✓	✓	✓	

End Panel Options

AUTH	CSFPE	EXBK	FFD	FL/FR	FPE	INTGE	IPE
✓	✓						

Custom Modification Options

ATTTK[2]	CBO	CCO	CFNTO	CFRMO	CLIP	CND	CSDGBK	DRT	DRWTK	EX	EX_OL	FLUT[3]	FTK	ID	IH[4]	IW	LIGHT	MIP	OBRB
✓	✓	✓	✓	✓		✓	✓			✓	✓	✓	✓	✓	✓			✓	✓

RD	RECTK	RH	ROSFLUT	RT	SRT	TD	TKP[5]	TVR	VTK	WS	WTR
	✓		✓			✓	✓	✓		✓	✓

[1] Only available on top section.
[2] Only available on 93″-96″ high.
[3] Not available with 6″ fluting.
[4] Not available on 96″ high.
[5] Not available on 93″-96″ high.

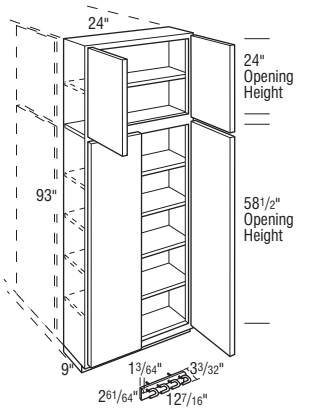

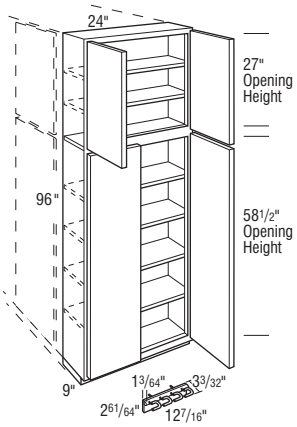

Utility Organizer Cabinets

UTILITY ORGANIZER CABINET, 102″ or 108″ HIGH, 9″ DEEP

storage SOLUTIONS

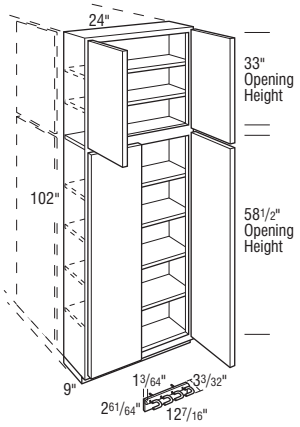

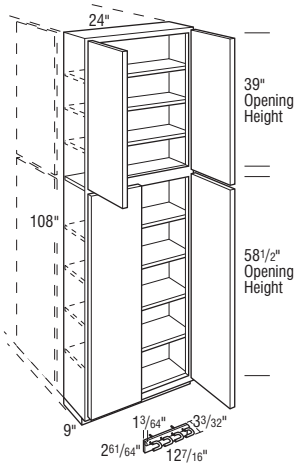

	Cubic Feet	1	2	3	4	5	6	7
UOC241029	28.1	6763	7024	7224	7544	7909	8516	9123
• Includes six adjustable shelves.								
UOC241089	29.7	7506	7796	8018	8373	8778	9454	10130
• Includes seven adjustable shelves.								

Notes below apply to all products in section above:

- Finish Flushed Ends standard.
- Shipped with loose toe space unless Attach Toekick or Flush Toekick is specified.
- Large opening on tall doors will include two center panels divided by a horizontal rail.
- Field installs on side of 24″ deep tall cabinet.
- Cabinet includes a broom clip (included in cabinet un-installed) that can be used instead of shelves in lower section.
- Broom clip installation instructions included.
- Increased Depths available in 1/4″ increments from 9 1/4″ to 26″.

Door & Drawer Options

AF	CC	CG	GAMD[1]	IFHG	MD[1]	MFO	PRMD[1]	SGLPN	SHMD[1]	SPLITDR
✓	✓	✓	✓	✓	✓	✓	✓	✓	✓	

End Panel Options

AUTH	CSFPE	EXBK	FFD	FL/FR	FPE	INTGE	IPE
✓							

Custom Modification Options

ATTTK	CBO	CCO	CFNTO	CFRMO	CLIP	CND	CSDGBK	DRT	DRWTK[2]	EX	EX_OL	FLUT[3]	FTK	ID	IH[4]	IW	LIGHT	MIP	OBRB
✓	✓	✓	✓	✓		✓			✓	✓	✓	✓	✓	✓	✓				✓

RD	RECTK	RH[4]	ROSFLUT[3]	RT	SRT	TD	TKP	TVR	VTK	WS	WTR
	✓	✓	✓			✓		✓	✓	✓	✓

[1] Only available on top section.
[2] Only available when used in conjunction with attach toekick modification.
[3] Not available with 6″ fluting.
[4] Not available on 108″ high.

IH/RH availability charts starting on page G•40.
IW/RW availability charts starting on page G•46.

UTILITY ORGANIZER DROP ZONE CABINET, 84″, 87″, 93″, or 96″ HIGH, 9″ DEEP

storage SOLUTIONS

	Cubic Feet	1	2	3	4	5	6	7
UOCDZ24849	14.5	3553	3903	4252	4601	4775	4949	5123
UOCDZ24879	15.0	3699	4055	4411	4770	4952	5140	5328
• Includes three adjustable shelves.								
UOCDZ24909	15.5	3844	4211	4572	4936	5131	5336	5541
• Includes four adjustable shelves.								
UOCDZ24939	16.0	4024	4396	4767	5139	5348	5573	5798
• Includes four adjustable shelves. • Shipped with loose toe space unless Attach Toekick or Flush Toekick is specified.								
UOCDZ24969	16.5	4201	4582	4958	5344	5562	5808	6054
• Includes five adjustable shelves. • Shipped with loose toe space unless Attach Toekick or Flush Toekick is specified. • Flush Toekick option not available in conjunction with Wide Top Rail unless a Flush Toekick Loose is specified.								

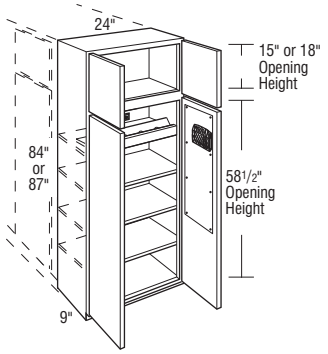

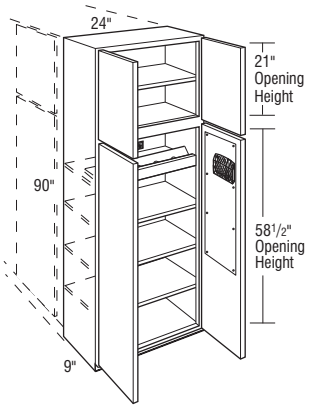

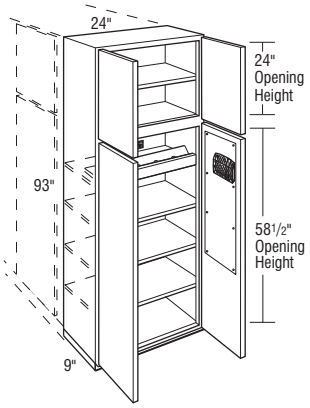

Notes below apply to all products in section above:

- Finish Flushed Ends standard.
- Features magnetic whiteboards on back of lower doors, one magnetic black mesh pencil holder, charging station shelf, power strip, black plastic grommet for power cord, key hooks, and coat hooks.
- Charging station shelf is adjustable, features four cord cut-out areas.
- Power strip is UL listed with three standard 110-volt plug-ins and one USB charging port.
- Field installs on side of 24″ deep tall cabinet.
- Large opening on tall doors will include two center panels divided by a horizontal rail.
- Increased Depths available in 1/4″ increments from 9 1/4″ to 30″.
- Not available on Inset and Beaded Inset styles.

Door & Drawer Options

AF	CC	CG	GAMD	IFHG	MD[1]	MFO	PRMD	SGLPN	SHMD[1]	SPLITDR
		✓		✓	✓	✓	✓	✓	✓	

End Panel Options

AUTH	CSFPE	EXBK	FFD	FL/FR	FPE	INTGE	IPE
✓	✓			✓			

Custom Modification Options

ATTTK[2]	CBO	CCO	CFNTO	CFRMO	CLIP	CND	CSDGBK	DRT	DRWTK	EX	EX_OL	FLUT[3]	FTK	ID	IH[4]	IW	LIGHT	MIP	OBRB
✓	✓	✓	✓	✓		✓	✓			✓	✓	✓	✓	✓	✓			✓	✓

RD	RECTK	RH	ROSFLUT	RT	SRT	TD[1]	TKP[5]	TVR	VTK	WS	WTR
	✓		✓			✓	✓	✓		✓	✓

[1] Only available on top section.
[2] Only available on 93″-96″ high.
[3] Not available with 6″ fluting.
[4] Not available on 96″ high.
[5] Not available 93″-96″ high.

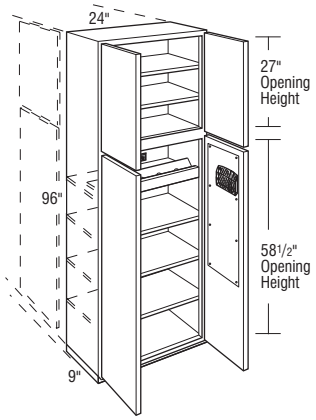

Utility Organizer Cabinets

UTILITY ORGANIZER DROP ZONE CABINET, 102″ or 108″ HIGH, 9″ DEEP

storage SOLUTIONS

	Cubic Feet	1	2	3	4	5	6	7
UOCDZ241029	28.1	7184	7714	8234	8771	9073	9414	9755
• Includes five adjustable shelves.								
UOCDZ241089	29.7	7974	8561	9140	9735	10070	10450	10830
• Includes six adjustable shelves.								

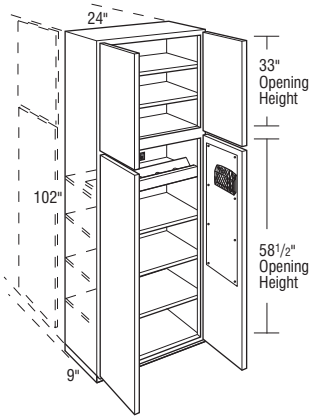

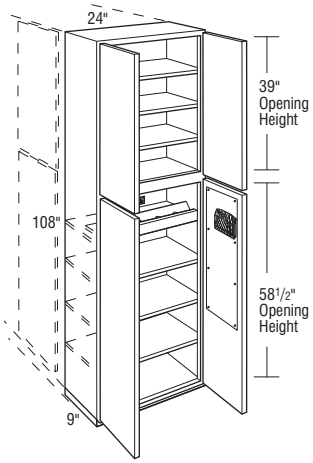

Notes below apply to all products in section above:

- Shipped with loose toe space unless Attach Toekick or Flush Toekick is specified.
- Finish Flushed Ends standard.
- Features magnetic whiteboards on back of lower doors, one magnetic black mesh pencil holder, charging station shelf, power strip, black plastic grommet for power cord, key hooks and coat hooks.
- Charging station shelf is adjustable, features four cord cut-out areas.
- Power strip is UL listed with three standard 110-volt plug-ins and one USB charging port.
- Field installs on side of 24″ deep tall cabinet.
- Large opening on tall doors will include two center panels divided by a horizontal rail.
- Increased Depths available in 1/4″ increments from 9 1/4″ to 26″.
- Not available on Inset and Beaded Inset styles.

Door & Drawer Options

AF	CC	CG	GAMD	IFHG	MD[1]	MFO	PRMD[1]	SGLPN	SHMD[1]	SPLITDR
		✓			✓	✓	✓	✓	✓	

End Panel Options

AUTH	CSFPE	EXBK	FFD	FL/FR	FPE	INTGE	IPE
✓							

Custom Modification Options

ATTTK	CBO	CCO	CFNTO	CFRMO	CLIP	CND	CSDGBK	DRT	DRWTK[2]	EX	EX_OL	FLUT[3]	FTK	ID	IH[4]	IW	LIGHT	MIP	OBRB
✓	✓	✓	✓			✓			✓	✓	✓	✓	✓	✓	✓				✓

RD	RECTK	RH[4]	ROSFLUT[3]	RT	SRT	TD[1]	TKP	TVR	VTK	WS	WTR
	✓	✓	✓			✓		✓	✓	✓	✓

[1] Only available on top section.
[2] Only available when used in conjunction with attach toekick modification.
[3] Not available with 6″ fluting.
[4] Not available on 108″ high.

IH/RH availability charts starting on page G•40.
IW/RW availability charts starting on page G•46.

UTILITY ORGANIZER DROP ZONE CABINET with AUTHENTIC END, 84″, 87″, 90″, 93″, or 96″ HIGH, 9″ DEEP

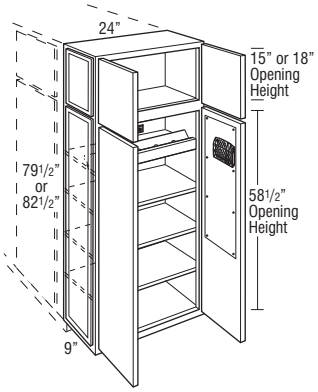

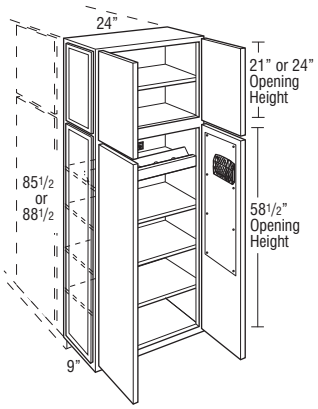

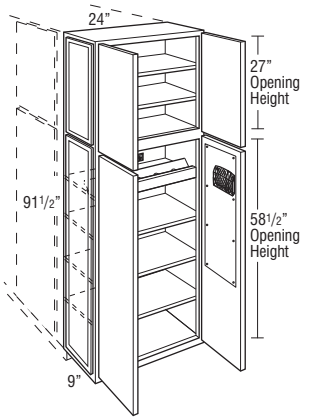

	Cubic Feet	1	2	3	4	5	6	7
UOCDZ24849AE L or R	14.5	4025	4376	4724	5074	5247	5422	5597
UOCDZ24879AE L or R	15.0	4025	4376	4724	5074	5247	5422	5597

- Three full depth adjustable shelves in lower section are included, but packaged separately.

UOCDZ24909AHA L or R	15.5	4025	4376	4724	5074	5247	5422	5597

- AH represents upper section alignment with doors on 24″ or 27″ high cabinets.
- One full depth adjustable shelf in upper section, and three full depth adjustable shelves in lower section are included, but packaged separately.

UOCDZ24939AHA L or R	16.0	4025	4376	4724	5074	5247	5422	5597

- AH represents upper section alignment with doors on 24″ or 27″ high cabinets.
- One full depth adjustable shelf in upper section, and three full depth adjustable shelves in lower section are included, but packaged separately.
- Shipped with loose toe space unless Attach Toekick or Flush Toekick is specified.

UOCDZ24969AE L or R	16.5	4025	4376	4724	5074	5247	5422	5597

- Two full depth adjustable shelves in upper section, and three full depth adjustable shelves in lower section are included, but packaged separately.
- Shipped with loose toe space unless Attach Toekick or Flush Toekick is specified.
- Flush Toekick option not available in conjunction with Wide Top Rail unless a Flush Toekick Loose is specified.

Notes below apply to all products in section above:

- Features magnetic whiteboards on back of lower doors, one magnetic black mesh pencil holder, charging station with power strip, black plastic grommet for power cord, key hooks, and coat hooks. Accessories are field installed.
- Charging station shelf is adjustable, features four cord cut-out areas.
- Power strip is UL listed with three standard 110-volt plug-ins and one USB charging port.
- Authentic Ends are standard on one side. Specify AEL model for installation on the right side of a tall cabinet. Specify AER model for installation on the left side of a tall cabinet.
- Designed to be installed onto an adjacent 24″ deep tall cabinet.
- Utility cabinets with depths of 12″ or less must be installed to wall studs or onto the end of another tall cabinet.
- Consult local electrical/building codes for proper installation.
- For proper installation, adjacent cabinet must have FPEB or 3/32″ skin applied.
- Finish Flushed Ends standard.
- Large opening on tall doors will include two center panels divided by a horizontal rail.
- Increased Depths available in 1/4″ increments from 9 1/4″ to 30″.
- Not available on Inset and Beaded Inset styles.

Door & Drawer Options

AF	CC	CG	GAMD	IFHG	MD	MFO	PRMD	SGLPN	SHMD	SPLITDR
		✓			✓	✓	✓	✓		

End Panel Options

AUTH	CSFPE	EXBK	FFD	FL/FR	FPE	INTGE	IPE
✓	✓						

Custom Modification Options

ATTTK[1]	CBO	CCO	CFNTO	CFRMO	CLIP	CND	CSDGBK	DRT	DRWTK	EX	EX_OL	FLUT	FTK	ID	IH	IW	LIGHT	MIP	OBRB
✓	✓	✓	✓	✓		✓	✓			✓	✓	✓	✓	✓	✓			✓	✓

RD	RECTK	RH	ROSFLUT	RT	SRT	TD	TKP	TVR	VTK	WS	WTR
	✓		✓			✓	✓	✓	✓		✓

[1] Only available on 93″-96″ high.

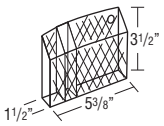

Pencil Holder

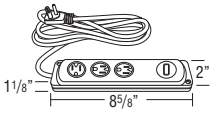

Power Strip

Grommet

Key Hooks

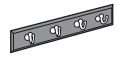

Coat Hooks

Notes

How to Use Your Kemper Emerge Price List

Your Kemper Emerge price guide contains charts with prices for each cabinetry product, arranged according to an alphabetical code. Use the chart below to determine the price code for your preferred cabinetry style.

Then refer to the various sections of this binder to find the types and sizes of cabinets required. Read across each chart to the column that corresponds to your style's price code to determine the price for each unit.

For example, if you want a microwave wall cabinet that is 27″ wide and 30″ high in the Kirby Cherry style, you would
- Find the price code for Kirby Cherry ("3" in the chart below)
- Refer to the "Microwave & Oven Cabinets" section of this binder
- Locate product code MW2730 (MW = microwave wall, 27 = width in inches, 30 = height in inches)
- Read across the chart in the same row to column 3 to find the price for this model in Kirby Cherry

Door Styles	Alder	Cherry	Maple	MDF	Quartersawn Oak	Rustic Alder	Walnut
Amstead NEW	3	5	3		5	3	6
Burke	3	5	3		5	3	6
Burke Beaded Inset	3+15%	5+15%	3+15%		5+15%	3+15%	6+15%
Burke Inset	3+15%	5+15%	3+15%		5+15%	3+15%	6+15%
Butler NEW	4	6	4		6	4	7
Caprice NEW	4	6	4	1	6		7
Caprice Beaded Inset NEW				1+15%			
Caprice Inset NEW				1+15%			
Decker	2	4	2		4	2	6
Decker Beaded Inset	2+15%	4+15%	2+15%		4+15%	2+15%	6+15%
Decker Inset	2+15%	4+15%	2+15%		4+15%	2+15%	6+15%
Gordon	1	3	1		3	1	5
Gordon Beaded Inset	1+15%	3+15%	1+15%		3+15%	1+15%	5+15%
Gordon Inset	1+15%	3+15%	1+15%		3+15%	1+15%	5+15%
Kirby	1	3	1		3	1	5
Kirby Beaded Inset	1+15%	3+15%	1+15%		3+15%	1+15%	5+15%
Kirby Inset	1+15%	3+15%	1+15%		3+15%	1+15%	5+15%
Landry	5	6	5		6	5	7
Landry Beaded Inset	5+15%	6+15%	5+15%		6+15%	5+15%	7+15%
Landry Inset	5+15%	6+15%	5+15%		6+15%	5+15%	7+15%
Northrope NEW	3	5	3		5	3	6
Shanley	1	3	1		3	1	5
Shanley Beaded Inset	1+15%	3+15%	1+15%		3+15%	1+15%	5+15%
Shanley Inset	1+15%	3+15%	1+15%		3+15%	1+15%	5+15%
Tate	2	4	2		4	2	6
Tate Beaded Inset	2+15%	4+15%	2+15%		4+15%	2+15%	6+15%
Tate Inset	2+15%	4+15%	2+15%		4+15%	2+15%	6+15%
Vinson	2	4	2		4	2	6
Vinson Beaded Inset	2+15%	4+15%	2+15%		4+15%	2+15%	6+15%
Vinson Inset	2+15%	4+15%	2+15%		4+15%	2+15%	6+15%
Whitman NEW	1	3	1		3	1	5
Whitman Beaded Inset NEW	1+15%	3+15%	1+15%		3+15%	1+15%	5+15%
Whitman Inset NEW	1+15%	3+15%	1+15%		3+15%	1+15%	5+15%

Kemper Emerge Modification Option Descriptions

Your Kemper Emerge price guide contains charts with modification option codes for each applicable cabinetry product. Reference the listing below to identify the modification description.

Door & Drawer Options

Option	Description
AF	Aluminum Door
CC	Craftsman Door
CG	Cut-for-glass
GAMD	Gallery Mullion Door
HC	Horizon Door
IFHG	Inset Finial Hinges
MC	Mission Door
MD	Mullion Door
MFO	Modified Full Overlay
PRMD	Prairie Mullion Door
SHMD	Shaker Mullion Door
SPLITDR	Split Doors
SPLITDRWS	Split Drawers

End Panel Options

Option	Description
AUTH	Authentic Flush End
CSFPE	Car Siding Flush Panel End
EXBK	End Extended Back
EXDN	Wall End and Back Extended Down
FL/FR	Finished Ends
FPE	Flush Panel End
INTGE	Integral End
IPE	Inset Panel Ends

Custom Modification Options

Option	Description
ADD_SHLF	Add Shelf
ADDTK	Add Toekick
ADRW	Add Drawer Below Wall Unit
ATTTK	Attach Toekick
BVR	Bottom Valance Rail
CBO	Cabinet Box Only
CCO	Cabinet Case Only
CFNTO	Cabinet Front Only
CFP	Cabinet False Panel
CFRMO	Cabinet Frame Only
CLIP	Clipped Corner
CND	Cabinet No Door
CSDGBK	Car Siding Back
DRWTK	Toekick Drawer
EX	Extended Stile
EX_OL	Extended Stile with Overlay
FLUT	Fluting
FTK	Flush Toekick
ID	Increased Depth
IH	Increased Height
IW	Increased Width
MIP	Matching Interior
OBRB	Open Bottom Rail Base
PFINBTMB	Finished Bottom
RD	Reduced Depth
RECTK	Recessed Toekick
RH	Reduced Height
ROSFLUT	Rose Fluting
RT	Roll Trays
SCPDRW	Scooped Drawer
TD	Tray Divider
TKP	Toekick Pedestal
TVR	Top Valance Rail
VTK	Void Toekick
WS	Wide Stiles
WTCD	Wood Tiered Cutlery Divider Drawer
WTKCUP	Wood Tiered K-Cup Drawer
WTR	Wide Top Rail

WALL MICROWAVE CABINET, 18″ or 21″ HIGH

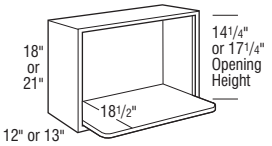

	Opening		Cabinet	
	Width	Height	Width	Height
MW2718	24″	14 1/4″	27″	18″
MW3018	27″	14 1/4″	30″	18″
MW2721	24″	17 1/4″	27″	21″
MW3021	27″	17 1/4″	30″	21″

	Cubic Feet	1	2	3	4	5	6	7
MW2718	4.6	1435	1435	1435	1435	1435	1435	1435
MW3018	6.9	1435	1435	1435	1435	1435	1435	1435
MW2721	5.4	1435	1435	1435	1435	1435	1435	1435
MW3021	8.0	1435	1435	1435	1435	1435	1435	1435

- Matching Interior standard.
- Solid-wood microwave shelf shipped unattached.
- See chart for specific model appliance opening limitations.
- Full Overlay Styles:
  - Increased Depths available in 1/4″ increments from 12 1/4″ to 30″.
- Inset and Beaded Inset Styles:
  - Increased Depths available in 1/4″ increments from 13 1/4″ to 30″.
- Increased depth modification will also increase the depth of the microwave shelf.
- Inset and Beaded Inset Door Styles are a standard 13″ deep.

Door & Drawer Options

AF	CC	CG	GAMD	HC	IFHG	MC	MD	MFO	PRMD	SHMD	SPLITDR	SPLITDRWS

End Panel Options

AUTH	CSFPE	EXBK	EXDN	FL/FR	FPE	INTGE	IPE
✓	✓	✓	✓		✓	✓	✓

Custom Modification Options

ADD_SHLF	ADDTK	ADRW	ATTTK	BVR	CBO	CCO	CFNTO	CFP	CFRMO	CLIP[1]	CND	CSDGBK	DRWTK	EX	EX_OL	FLUT[2]	FTK	ID
	✓	✓		✓	✓	✓	✓		✓	✓		✓		✓	✓	✓	✓	✓

IH[3]	IW	MIP	OBRB	PFINBTMB	RD	RECTK	RH	ROSFLUT[2]	RT	SCPDRW	TD	TKP	TVR[4]	VTK	WS	WTCD	WTKCUP	WTR
✓	✓		✓	✓		✓		✓				✓	✓		✓			✓

[1] Not available with clipped both.
[2] Not available with fluting both or 6″ fluting.
[3] Not available on 21″ high.
[4] Not available on 27″ wide.

Wall Microwave Cabinets

WALL MICROWAVE DOUBLE DOOR CABINET, 30″ or 33″ HIGH

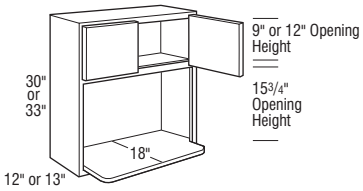

Specify appliance opening dimensions:

MW_ _
Microwave Wall with Shelf

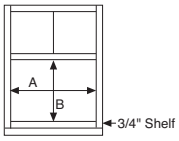

Appliance Opening Dimensions:

A _____

B _____

NOTE:
See chart for specific model appliance opening limitations.

Cabinet appliance openings may vary with modifications (i.e. clipped corner modification reduces maximum cut-out width by 3″ per clipped corner).

	Cubic Feet	1	2	3	4	5	6	7
MW2430	6.7	2207	2289	2356	2465	2581	2780	2979
MW2730	7.5	2248	2335	2403	2516	2629	2828	3027
MW3030	8.3	2316	2402	2474	2586	2710	2917	3124
MW3330	9.1	2414	2503	2578	2695	2823	3040	3257
MW3630	9.9	2529	2621	2703	2826	2955	3194	3433
MW2433	7.4	2378	2466	2539	2655	2781	2994	3207
MW2733	8.3	2419	2511	2583	2706	2828	3046	3264
MW3033	9.1	2488	2581	2661	2784	2917	3137	3357
MW3333	10.0	2562	2657	2737	2863	2997	3229	3461
MW3633	10.9	2649	2748	2832	2960	3099	3348	3597

- Matching Interior standard.
- Specify cut-out size.
- When Beaded Inset is ordered, the cabinet should be ordered to the appropriate width using the 1/4″ width modification instead of using the piece-in or cut-out applications.
- The maximum cut-out width is 2″ less than the overall width of the cabinet. The maximum cut-out height varies depending on the cabinet.
- Shelf shipped unattached.
- Microwave shelf depth may be decreased; specify depth required.
- Microwave shelf is solid wood.
- Inset and Beaded Inset Door Styles are a standard 13″ deep.
- Full Overlay Styles:
  – Reduced Depths available in 1/4″ increments from 6″ to 11 3/4″.
- Inset and Beaded Inset Styles:
  – Reduced Depths available in 1/4″ increments from 6″ to 12 3/4″.

	Standard Appliance Opening		Decreased Appliance Opening Width*		Increased Appliance Opening Width**		Appliance Opening Height***	
	Width (A)	Height (B)	Min. Width (A)	Max. Width (A)	Min. Width (A)	Max. Width (A)	Min. Height (B)	Max. Height (B)
MW2430	21″	15 3/4″	9″	20 1/2″	21 1/16″	22″	14″	15 3/4″
MW2730	24″	15 3/4″	12″	23 1/2″	24 1/16″	25″	14″	15 3/4″
MW3030	27″	15 3/4″	15″	26 1/2″	27 1/16″	28″	14″	15 3/4″
MW3330	30″	15 3/4″	18″	29 1/2″	30 1/16″	31″	14″	15 3/4″
MW3630	33″	15 3/4″	21″	32 1/2″	33 1/16″	34″	14″	15 3/4″
MW2433	21″	15 3/4″	9″	20 1/2″	21 1/16″	22″	14″	18 3/4″
MW2733	24″	15 3/4″	12″	23 1/2″	24 1/16″	25″	14″	18 3/4″
MW3033	27″	15 3/4″	15″	26 1/2″	27 1/16″	28″	14″	18 3/4″
MW3333	30″	15 3/4″	18″	29 1/2″	30 1/16″	31″	14″	18 3/4″
MW3633	33″	15 3/4″	21″	32 1/2″	33 1/16″	34″	14″	18 3/4″

*Decreased Appliance Opening Width can vary in 1/16″ increments by piecing in frame material.

**Increased Appliance Opening Width can vary in 1/16″ increments by cutting out the frame stiles.

***Appliance Opening Height could have a variance of 1/16″. By changing openings, it may require the door/drawer openings to change.

Door & Drawer Options

AF	CC	CG	GAMD	HC	IFHG	MC	MD[1]	MFO	PRMD[1]	SHMD	SPLITDR	SPLITDRWS
✓		✓	✓	✓	✓	✓	✓	✓	✓	✓	✓	

End Panel Options

AUTH	CSFPE	EXBK	EXDN	FL/FR	FPE	INTGE	IPE
✓	✓	✓	✓	✓	✓	✓	✓

Custom Modification Options

ADD_SHLF	ADDTK[2]	ADRW	ATTTK	BVR	CBO	CCO	CFNTO	CFP	CFRMO	CLIP	CND	CSDGBK	DRWTK	EX	EX_OL	FLUT[3]	FTK	ID
✓	✓	✓		✓	✓	✓	✓		✓	✓	✓	✓		✓	✓	✓	✓	✓

IH	IW[4]	MIP	OBRB	PFINBTMB	RD	RECTK[2]	RH[5]	ROSFLUT[6]	RT	SCPDRW	TD[7]	TKP[2]	TVR	VTK	WS	WTCD	WTKCUP	WTR
	✓		✓	✓	✓	✓	✓	✓	✓		✓	✓	✓		✓			✓

[1] Only available on 33″ high except not available on 24″ wide.
[2] Not available on 24″ or 33″ wide.
[3] Not available with fluting both or with 6″ fluting.
[4] Not available on 36″ wide.
[5] Only available on 33″ wide.
[6] Not available with fluting both.
[7] Not available on 24″ wide.

IH/RH availability charts starting on page G•40.
IW/RW availability charts starting on page G•46.

WALL BUILT-IN MICROWAVE DOUBLE DOOR CABINET, 30″ or 33″ HIGH, 18″ DEEP

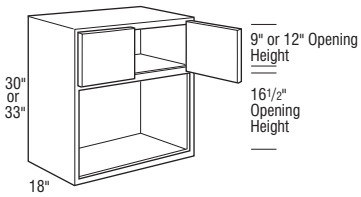

Specify appliance opening dimensions:

WBMW_ _ _18AC
Microwave Wall
18" Deep

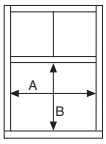

Appliance Opening Dimensions:

A _____

B _____

NOTE:
See chart for specific model appliance opening limitations.

Cabinet appliance openings may vary with modifications (i.e. clipped corner modification reduces maximum cut-out width by 3″ per clipped corner).

	Cubic Feet	1	2	3	4	5	6	7
WBMW243018AC	9.4	2077	2153	2218	2320	2429	2617	2805
WBMW273018AC	10.7	2118	2203	2272	2383	2498	2697	2896
WBMW303018AC	11.8	2184	2271	2340	2452	2578	2784	2990
WBMW333018AC	13.9	2283	2369	2438	2550	2672	2876	3080
WBMW363018AC	14.0	2396	2489	2573	2695	2824	3066	3308
WBMW243318AC	10.5	2249	2332	2402	2514	2630	2834	3038
WBMW273318AC	11.7	2286	2378	2449	2575	2697	2915	3133
WBMW303318AC	12.9	2355	2448	2529	2652	2784	3005	3226
WBMW333318AC	16.3	2430	2521	2595	2716	2843	3062	3281
WBMW363318AC	15.3	2517	2614	2699	2828	2966	3216	3466

- Matching Interior standard.
- Specify cut-out size.
- When Beaded Inset is ordered, the cabinet should be ordered to the appropriate width using the 1/4″ width modification instead of using the piece-in or cut-out applications.
- The maximum cut-out width is 1 1/2″ less than the overall width of the cabinet. The maximum cut-out height varies depending on the cabinet.
- Reduced Depths available in 1/4″ increments from 6″ to 17 3/4″.
- Ordering Maximum Width Cut-out on cabinet will change end panel thickness from 1/2″ to 3/8″ for non-flush ends, and from 5/8″ to 1/2″ for flush ends.

	Standard Appliance Opening		Decreased Appliance Opening Width*		Increased Appliance Opening Width**		Appliance Opening Height***	
	Width (A)	Height (B)	Min. Width (A)	Max. Width (A)	Min. Width (A)	Max. Width (A)	Min. Height (B)	Max. Height (B)
WBMW243018AC	21″	16 1/2″	9″	20 1/2″	21 1/16″	22 1/2″	14″	16 1/2″
WBMW273018AC	24″	16 1/2″	12″	23 1/2″	24 1/16″	25 1/2″	14″	16 1/2″
WBMW303018AC	27″	16 1/2″	15″	26 1/2″	27 1/16″	28 1/2″	14″	16 1/2″
WBMW333018AC	30″	16 1/2″	18″	29 1/2″	30 1/16″	31 1/2″	14″	16 1/2″
WBMW363018AC	33″	16 1/2″	21″	32 1/2″	33 1/16″	34 1/2″	14″	16 1/2″
WBMW243318AC	21″	16 1/2″	9″	20 1/2″	21 1/16″	22 1/2″	14″	19 1/2″
WBMW273318AC	24″	16 1/2″	12″	23 1/2″	24 1/16″	25 1/2″	14″	19 1/2″
WBMW303318AC	27″	16 1/2″	15″	26 1/2″	27 1/16″	28 1/2″	14″	19 1/2″
WBMW333318AC	30″	16 1/2″	18″	29 1/2″	30 1/16″	31 1/2″	14″	19 1/2″
WBMW363318AC	33″	16 1/2″	21″	32 1/2″	33 1/16″	34 1/2″	14″	19 1/2″

*Decreased Appliance Opening Width can vary in 1/16″ increments by piecing in frame material.

**Increased Appliance Opening Width can vary in 1/16″ increments by cutting out the frame stiles.

***Appliance Opening Height could have a variance of 1/16″. By changing openings, it may require the door/drawer openings to change.

Door & Drawer Options

AF	CC	CG	GAMD[1]	HC	IFHG	MC	MD[2]	MFO	PRMD[3]	SHMD	SPLITDR	SPLITDRWS
✓		✓	✓		✓		✓	✓	✓	✓	✓	

End Panel Options

AUTH	CSFPE[4]	EXBK	EXDN	FL/FR	FPE	INTGE[4]	IPE[4]
✓	✓	✓	✓	✓	✓	✓	✓

Custom Modification Options

ADD_SHLF	ADDTK	ADRW	ATTTK	BVR	CBO	CCO	CFNTO	CFP	CFRMO	CLIP	CND	CSDGBK	DRWTK	EX	EX_OL	FLUT[5]	FTK	ID
✓		✓		✓	✓	✓	✓		✓	✓	✓	✓		✓	✓	✓	✓	✓

IH	IW[6]	MIP	OBRB	PFINBTMB	RD	RECTK	RH	ROSFLUT	RT	SCPDRW	TD[7]	TKP	TVR	VTK	WS	WTCD	WTKCUP	WTR
	✓		✓	✓	✓			✓	✓		✓		✓		✓			✓

[1] Only available on 273318, 303318 and 363318 versions.
[2] Only available on 33″ high.
[3] Only available on 33″ high except not available on 24″ wide.
[4] Not available when cut-out width is greater than standard.
[5] Not available with 6″ fluting.
[6] Not available on 36″ wide.
[7] Not available on 24″ wide.

Wall Microwave Cabinets

WALL MICROWAVE DOUBLE DOOR CABINET, 36″ or 39″ HIGH

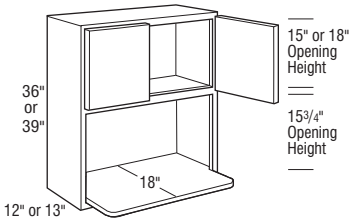

Specify appliance opening dimensions:

MW_ _
Microwave Wall
with Shelf

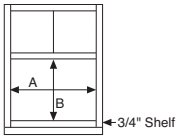

Appliance Opening Dimensions:

A _____

B _____

NOTE:
See chart for specific model appliance opening limitations.

Cabinet appliance openings may vary with modifications (i.e. clipped corner modification reduces maximum cut-out width by 3″ per clipped corner).

	Cubic Feet	1	2	3	4	5	6	7
MW2436	8.0	2461	2552	2627	2749	2880	3100	3320
MW2736	9.0	2507	2603	2674	2801	2937	3167	3397
MW3036	9.9	2578	2674	2752	2882	3026	3270	3514
MW3336	10.9	2703	2809	2892	3026	3172	3425	3678
MW3636	11.8	2813	2923	3013	3157	3315	3582	3849
MW2439	8.7	2675	2774	2855	2988	3128	3370	3612
MW2739	9.7	2721	2820	2902	3040	3189	3440	3691
MW3039	10.7	2796	2902	2990	3132	3286	3551	3816
MW3339	11.7	2934	3048	3139	3286	3445	3724	4003
MW3639	12.7	3051	3173	3273	3430	3600	3895	4190

- Matching Interior standard.
- Specify cut-out size.
- When Beaded Inset is ordered, the cabinet should be ordered to the appropriate width using the 1/4″ width modification instead of using the piece-in or cut-out applications.
- The maximum cut-out width is 2″ less than the overall width of the cabinet. The maximum cut-out height varies depending on the cabinet.
- Shelf shipped unattached.
- Microwave shelf depth may be decreased; specify depth required.
- Microwave shelf is solid wood.
- Inset and Beaded Inset Door Styles are a standard 13″ deep.
- Full Overlay Styles:
  – Reduced Depths available in 1/4″ increments from 6″ to 11 3/4″.
- Inset and Beaded Inset Styles:
  – Reduced Depths available in 1/4″ increments from 6″ to 12 3/4″.

	Standard Appliance Opening		Decreased Appliance Opening Width*		Increased Appliance Opening Width**		Appliance Opening Height***	
	Width (A)	Height (B)	Min. Width (A)	Max. Width (A)	Min. Width (A)	Max. Width (A)	Min. Height (B)	Max. Height (B)
MW2436	21″	15 3/4″	9″	20 1/2″	21 1/16″	22″	14″	18 3/4″
MW2736	24″	15 3/4″	12″	23 1/2″	24 1/16″	25″	14″	18 3/4″
MW3036	27″	15 3/4″	15″	26 1/2″	27 1/16″	28″	14″	18 3/4″
MW3336	30″	15 3/4″	18″	29 1/2″	30 1/16″	31″	14″	18 3/4″
MW3636	33″	15 3/4″	21″	32 1/2″	33 1/16″	34″	14″	18 3/4″
MW2439	21″	15 3/4″	9″	20 1/2″	21 1/16″	22″	14″	18 3/4″
MW2739	24″	15 3/4″	12″	23 1/2″	24 1/16″	25″	14″	18 3/4″
MW3039	27″	15 3/4″	15″	26 1/2″	27 1/16″	28″	14″	18 3/4″
MW3339	30″	15 3/4″	18″	29 1/2″	30 1/16″	31″	14″	18 3/4″
MW3639	33″	15 3/4″	21″	32 1/2″	33 1/16″	34″	14″	18 3/4″

*Decreased Appliance Opening Width can vary in 1/16″ increments by piecing in frame material.

**Increased Appliance Opening Width can vary in 1/16″ increments by cutting out the frame stiles.

***Appliance Opening Height could have a variance of 1/16″. By changing openings, it may require the door/drawer openings to change.

Door & Drawer Options

AF	CC	CG	GAMD	HC	IFHG	MC	MD	MFO	PRMD[1]	SHMD	SPLITDR	SPLITDRWS
✓	✓	✓	✓	✓	✓	✓	✓	✓	✓	✓	✓	

End Panel Options

AUTH	CSFPE	EXBK	EXDN	FL/FR[2]	FPE	INTGE	IPE
✓	✓	✓	✓	✓	✓	✓	✓

Custom Modification Options

ADD_SHLF	ADDTK[1]	ADRW	ATTTK	BVR	CBO	CCO	CFNTO	CFP	CFRMO	CLIP	CND	CSDGBK	DRWTK	EX	EX_OL	FLUT[3]	FTK	ID
✓	✓	✓		✓	✓	✓	✓		✓	✓	✓	✓		✓	✓	✓	✓	✓

IH	IW[4]	MIP	OBRB	PFINBTMB	RD	RECTK[1]	RH[5]	ROSFLUT[6]	RT	SCPDRW	TD[1]	TKP[1]	TVR	VTK	WS	WTCD	WTKCUP	WTR
	✓		✓	✓	✓	✓	✓	✓	✓		✓	✓	✓		✓			✓

[1] Not available on 24″ wide.
[2] Not available on 3639 version.
[3] Not available with fluting both or with 6″ fluting.
[4] Not available on 36″ wide.
[5] Only available on 3336 version.
[6] Not available with fluting both.

IH/RH availability charts starting on page G•40.
IW/RW availability charts starting on page G•46.

WALL BUILT-IN MICROWAVE DOUBLE DOOR CABINET, 36″ or 39″ HIGH, 18″ DEEP

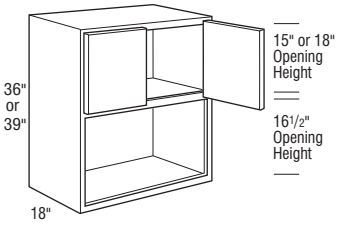

Specify appliance opening dimensions:

WBMW_ _ _18AC
Microwave Wall
18" Deep

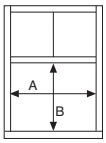

Appliance Opening Dimensions:
A _____
B _____

NOTE:
See chart for specific model appliance opening limitations.

Cabinet appliance openings may vary with modifications (i.e. clipped corner modification reduces maximum cut-out width by 3″ per clipped corner).

	Cubic Feet	1	2	3	4	5	6	7
WBMW243618AC	11.6	2329	2417	2488	2602	2726	2935	3144
WBMW273618AC	12.7	2375	2471	2540	2670	2806	3036	3266
WBMW303618AC	14.0	2444	2540	2620	2751	2895	3137	3379
WBMW333618AC	15.3	2573	2676	2757	2895	3039	3292	3545
WBMW363618AC	16.7	2680	2790	2880	3023	3184	3448	3712
WBMW243918AC	12.7	2543	2637	2715	2840	2974	3202	3430
WBMW273918AC	13.7	2589	2688	2769	2909	3056	3309	3562
WBMW303918AC	15.1	2665	2769	2859	3000	3157	3419	3681
WBMW333918AC	16.6	2802	2919	3008	3157	3314	3590	3866
WBMW363918AC	18.0	2921	3040	3139	3298	3469	3762	4055

- Matching Interior standard.
- Specify cut-out size.
- When Beaded Inset is ordered, the cabinet should be ordered to the appropriate width using the 1/4″ width modification instead of using the piece-in or cut-out applications.
- The maximum cut-out width is 1 1/2″ less than the overall width of the cabinet. The maximum cut-out height varies depending on the cabinet.
- Reduced Depths available in 1/4″ increments from 6″ to 17 3/4″.
- Ordering Maximum Width Cut-out on cabinet will change end panel thickness from 1/2″ to 3/8″ for non-flush ends, and from 5/8″ to 1/2″ for flush ends.

	Standard Appliance Opening		Decreased Appliance Opening Width*		Increased Appliance Opening Width**		Appliance Opening Height***	
	Width (A)	Height (B)	Min. Width (A)	Max. Width (A)	Min. Width (A)	Max. Width (A)	Min. Height (B)	Max. Height (B)
WBMW243618AC	21″	16 1/2″	9″	20 1/2″	21 1/16″	22 1/2″	14″	19 1/2″
WBMW273618AC	24″	16 1/2″	12″	23 1/2″	24 1/16″	25 1/2″	14″	19 1/2″
WBMW303618AC	27″	16 1/2″	15″	26 1/2″	27 1/16″	28 1/2″	14″	19 1/2″
WBMW333618AC	30″	16 1/2″	18″	29 1/2″	30 1/16″	31 1/2″	14″	19 1/2″
WBMW363618AC	33″	16 1/2″	21″	32 1/2″	33 1/16″	34 1/2″	14″	19 1/2″
WBMW243918AC	21″	16 1/2″	9″	20 1/2″	21 1/16″	22 1/2″	14″	19 1/2″
WBMW273918AC	24″	16 1/2″	12″	23 1/2″	24 1/16″	25 1/2″	14″	19 1/2″
WBMW303918AC	27″	16 1/2″	15″	26 1/2″	27 1/16″	28 1/2″	14″	19 1/2″
WBMW333918AC	30″	16 1/2″	18″	29 1/2″	30 1/16″	31 1/2″	14″	19 1/2″
WBMW363918AC	33″	16 1/2″	21″	32 1/2″	33 1/16″	34 1/2″	14″	19 1/2″

*Decreased Appliance Opening Width can vary in 1/16″ increments by piecing in frame material.

**Increased Appliance Opening Width can vary in 1/16″ increments by cutting out the frame stiles.

***Appliance Opening Height could have a variance of 1/16″. By changing openings, it may require the door/drawer openings to change.

Door & Drawer Options

AF	CC	CG	GAMD[1]	HC	IFHG	MC	MD	MFO	PRMD[1]	SHMD	SPLITDR	SPLITDRWS
✓		✓	✓		✓		✓	✓	✓	✓	✓	

End Panel Options

AUTH	CSFPE[2]	EXBK	EXDN	FL/FR	FPE	INTGE[2]	IPE[2]
✓	✓	✓	✓	✓	✓	✓	✓

Custom Modification Options

ADD_SHLF	ADDTK	ADRW	ATTTK	BVR	CBO	CCO	CFNTO	CFP	CFRMO	CLIP	CND	CSDGBK	DRWTK	EX	EX_OL	FLUT[3]	FTK	ID
✓		✓		✓	✓	✓	✓		✓	✓	✓	✓		✓	✓	✓	✓	✓

IH	IW[4]	MIP	OBRB	PFINBTMB	RD	RECTK	RH	ROSFLUT	RT	SCPDRW	TD[1]	TKP	TVR	VTK	WS	WTCD	WTKCUP	WTR
	✓		✓	✓	✓			✓	✓		✓		✓		✓			✓

[1] Not available on 24″ wide.
[2] Not available when cut-out width is greater than standard.
[3] Not available with 6″ fluting.
[4] Not available on 36″ wide.

Wall Microwave Cabinets

WALL MICROWAVE DOUBLE DOOR CABINET, 42″, 45″, or 48″ HIGH

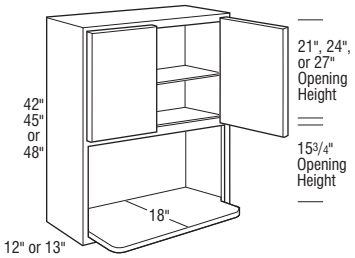

Specify appliance opening dimensions:

MW_ _
Microwave Wall
with Shelf

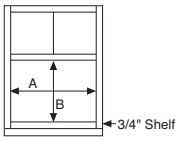

Appliance Opening Dimensions:

A _____

B _____

NOTE:
See chart for specific model appliance opening limitations.

Cabinet appliance openings may vary with modifications (i.e. clipped corner modification reduces maximum cut-out width by 3″ per clipped corner).

	Cubic Feet	1	2	3	4	5	6	7
MW2442	9.3	2723	2824	2909	3042	3185	3431	3677
MW2742	10.4	2818	2932	3013	3157	3309	3577	3845
MW3042	11.5	2895	3008	3099	3252	3411	3685	3959
MW3342	12.6	2977	3087	3178	3325	3481	3748	4015
MW3642	13.7	3060	3174	3268	3418	3579	3855	4131
MW2445	9.9	2904	3012	3100	3243	3397	3658	3919
MW2745	11.1	3006	3126	3213	3370	3530	3818	4106
MW3045	12.3	3091	3210	3309	3470	3640	3933	4226
MW3345	13.5	3177	3293	3391	3548	3715	4000	4285
MW3645	14.6	3266	3387	3487	3647	3819	4114	4409
MW2448	10.6	2994	3105	3197	3345	3503	3772	4041
MW2748	11.8	3085	3210	3303	3456	3617	3916	4215
MW3048	13.1	3166	3291	3397	3564	3732	4038	4344
MW3348	14.3	3243	3365	3465	3623	3795	4085	4375
MW3648	15.6	3325	3447	3549	3714	3889	4187	4485

- Matching Interior standard.
- Specify cut-out size.
- When Beaded Inset is ordered, the cabinet should be ordered to the appropriate width using the 1/4″ width modification instead of using the piece-in or cut-out applications.
- The maximum cut-out width is 2″ less than the overall width of the cabinet. The maximum cut-out height varies depending on the cabinet.
- 48″ high has two adjustable shelves. Varies with modifications.
- Shelf shipped unattached.
- Microwave shelf depth may be decreased; specify depth required.
- Microwave shelf is solid wood.
- Inset and Beaded Inset Door Styles are a standard 13″ deep.
- Full Overlay Styles:
  – Reduced Depths available in 1/4″ increments from 6″ to 11 3/4″.
- Inset and Beaded Inset Styles:
  – Reduced Depths available in 1/4″ increments from 6″ to 12 3/4″.

	Standard Appliance Opening		Decreased Appliance Opening Width*		Increased Appliance Opening Width**		Appliance Opening Height***	
	Width (A)	Height (B)	Min. Width (A)	Max. Width (A)	Min. Width (A)	Max. Width (A)	Min. Height (B)	Max. Height (B)
MW2442	21″	15 3/4″	9″	20 1/2″	21 1/16″	22″	14″	18 3/4″
MW2742	24″	15 3/4″	12″	23 1/2″	24 1/16″	25″	14″	18 3/4″
MW3042	27″	15 3/4″	15″	26 1/2″	27 1/16″	28″	14″	18 3/4″
MW3342	30″	15 3/4″	18″	29 1/2″	30 1/16″	31″	14″	18 3/4″
MW3642	33″	15 3/4″	21″	32 1/2″	33 1/16″	34″	14″	18 3/4″
MW2445	21″	15 3/4″	9″	20 1/2″	21 1/16″	22″	14″	18 3/4″
MW2745	24″	15 3/4″	12″	23 1/2″	24 1/16″	25″	14″	18 3/4″
MW3045	27″	15 3/4″	15″	26 1/2″	27 1/16″	28″	14″	18 3/4″
MW3345	30″	15 3/4″	18″	29 1/2″	30 1/16″	31″	14″	18 3/4″
MW3645	33″	15 3/4″	21″	32 1/2″	33 1/16″	34″	14″	18 3/4″
MW2448	21″	15 3/4″	9″	20 1/2″	21 1/16″	22″	14″	18 3/4″
MW2748	24″	15 3/4″	12″	23 1/2″	24 1/16″	25″	14″	18 3/4″
MW3048	27″	15 3/4″	15″	26 1/2″	27 1/16″	28″	14″	18 3/4″
MW3348	30″	15 3/4″	18″	29 1/2″	30 1/16″	31″	14″	18 3/4″
MW3648	33″	15 3/4″	21″	32 1/2″	33 1/16″	34″	14″	18 3/4″

*Decreased Appliance Opening Width can vary in 1/16″ increments by piecing in frame material.

**Increased Appliance Opening Width can vary in 1/16″ increments by cutting out the frame stiles.

***Appliance Opening Height could have a variance of 1/16″. By changing openings, it may require the door/drawer openings to change.

Door & Drawer Options

AF	CC	CG	GAMD	HC	IFHG	MC	MD	MFO	PRMD[1]	SHMD	SPLITDR	SPLITDRWS
✓		✓	✓	✓	✓	✓	✓	✓	✓	✓	✓	

End Panel Options

AUTH	CSFPE	EXBK	EXDN	FL/FR	FPE	INTGE	IPE
✓	✓	✓	✓	✓	✓	✓	✓

Custom Modification Options

ADD_SHLF	ADDTK[2]	ADRW	ATTTK	BVR	CBO	CCO	CFNTO	CFP	CFRMO	CLIP	CND	CSDGBK	DRWTK	EX	EX_OL	FLUT[3]	FTK	ID
✓	✓	✓		✓	✓	✓	✓		✓	✓	✓	✓		✓	✓	✓	✓	

IH	IW[4]	MIP	OBRB	PFINBTMB	RD	RECTK[2]	RH[5]	ROSFLUT[6]	RT	SCPDRW	TD[1]	TKP[2]	TVR	VTK	WS	WTCD	WTKCUP	WTR
	✓		✓	✓	✓	✓	✓	✓	✓		✓	✓	✓		✓			✓

[1] Not available on 24″ wide.
[2] Only available on 27″ and 30″ wide.
[3] Not available with fluting both or with 6″ fluting.
[4] Not available on 36″ wide.
[5] Only available on 33″ wide.
[6] Not available with fluting both.

IH/RH availability charts starting on page G•40.
IW/RW availability charts starting on page G•46.

WALL BUILT-IN MICROWAVE DOUBLE DOOR CABINET, 36″, 39″, or 42″ HIGH, 18″ or 21″ DEEP

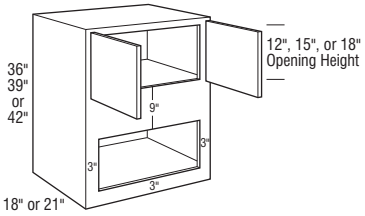

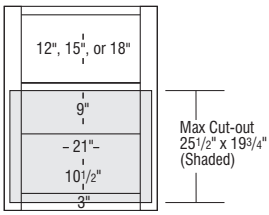

WBMW273618, WBMW273918, WBMW274218
WBMW273621, WBMW273921, WBMW274221

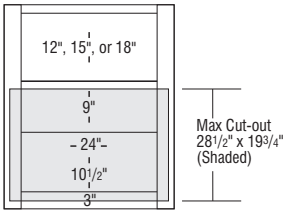

WBMW303618, WBMW303918, WBMW304218
WBMW303621, WBMW303921, WBMW304221

	Cubic Feet	1	2	3	4	5	6	7
WBMW273618	13.7	2248	2332	2401	2511	2629	2833	3037
WBMW303618	15.0	2335	2421	2493	2608	2731	2943	3155
WBMW273621	11.8	2338	2424	2497	2611	2734	2947	3160
WBMW303621	13.1	2428	2518	2593	2712	2840	3060	3280
WBMW273918	13.5	2461	2551	2627	2748	2878	3100	3322
WBMW303918	14.9	2560	2655	2734	2859	2994	3226	3458
WBMW273921	12.8	2560	2655	2734	2859	2994	3226	3458
WBMW303921	14.2	2662	2760	2843	2973	3113	3355	3597
WBMW274218	15.8	2685	2785	2868	2999	3141	3384	3627
WBMW304218	17.4	2794	2897	2984	3120	3268	3521	3774
WBMW274221	13.8	2785	2887	2974	3110	3257	3509	3761
WBMW304221	17.4	2896	3003	3092	3234	3387	3649	3911

- Matching Interior standard.
- 42" high includes one adjustable shelf.
- See chart for specific model appliance opening limitations.
- Designed for built-in microwaves.
- Increased Depths available in 1/4″ increments from 18 1/4″ to 30″.
- Reduced Depths available in 1/4″ increments from 6″ to 17 3/4″.

	Factory Opening		Maximum Cut-out	
	Width	Height	Width	Height
WBMW273618	21″	10 1/2″	25 1/2″	19 3/4″
WBMW303618	24″	10 1/2″	28 1/2″	19 3/4″
WBMW273621	21″	10 1/2″	25 1/2″	19 3/4″
WBMW303621	24″	10 1/2″	28 1/2″	19 3/4″
WBMW273918	21″	10 1/2″	25 1/2″	19 3/4″
WBMW303918	24″	10 1/2″	28 1/2″	19 3/4″
WBMW273921	21″	10 1/2″	25 1/2″	19 3/4″
WBMW303921	24″	10 1/2″	28 1/2″	19 3/4″
WBMW274218	21″	10 1/2″	25 1/2″	19 3/4″
WBMW304218	24″	10 1/2″	28 1/2″	19 3/4″
WBMW274221	21″	10 1/2″	25 1/2″	19 3/4″
WBMW304221	24″	10 1/2″	28 1/2″	19 3/4″

Door & Drawer Options

AF	CC	CG	GAMD[1]	HC	IFHG	MC	MD	MFO	PRMD[1]	SHMD	SPLITDR	SPLITDRWS
✓		✓	✓		✓		✓	✓	✓	✓	✓	

End Panel Options

AUTH	CSFPE	EXBK	EXDN	FL/FR	FPE	INTGE	IPE
✓	✓	✓	✓	✓	✓	✓	✓

Custom Modification Options

ADD_SHLF	ADDTK	ADRW	ATTTK	BVR	CBO	CCO	CFNTO	CFP	CFRMO	CLIP	CND	CSDGBK	DRWTK	EX	EX_OL	FLUT[2]	FTK	ID
✓		✓		✓	✓	✓	✓		✓	✓	✓	✓		✓	✓	✓	✓	✓

IH	IW[3]	MIP	OBRB	PFINBTMB	RD	RECTK	RH	ROSFLUT	RT	SCPDRW	TD[1]	TKP	TVR	VTK	WS	WTCD	WTKCUP	WTR
	✓		✓	✓	✓			✓	✓		✓				✓			✓

[1] Not available on 24″ wide.
[2] Not available with 6″ fluting.
[3] Not available on 36″ wide.

Wall Microwave Cabinets

WALL BUILT-IN MICROWAVE DOUBLE DOOR CABINET, 42″, 45″, or 48″ HIGH, 18″ DEEP

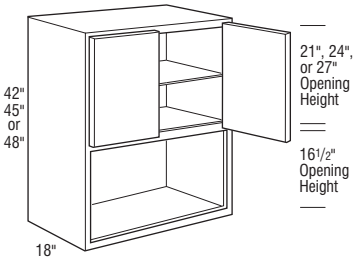

Specify appliance opening dimensions:

WBMW_ _ _18
Microwave Wall
18" Deep

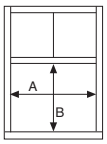

Appliance Opening Dimensions:

A _____

B _____

NOTE:
See chart for specific model appliance opening limitations.

Cabinet appliance openings may vary with modifications (i.e. clipped corner modification reduces maximum cut-out width by 3″ per clipped corner).

	Cubic Feet	1	2	3	4	5	6	7
WBMW244218AC	13.8	2640	2737	2818	2948	3086	3323	3560
WBMW274218AC	14.7	2684	2798	2880	3023	3178	3444	3710
WBMW304218AC	16.3	2763	2875	2966	3121	3277	3555	3833
WBMW334218AC	17.5	2848	2954	3042	3182	3333	3588	3843
WBMW364218AC	18.7	2935	3043	3134	3279	3433	3696	3959
WBMW244518AC	14.9	2825	2932	3018	3157	3307	3559	3811
WBMW274518AC	15.7	2872	2992	3082	3239	3397	3684	3971
WBMW304518AC	17.4	2956	3077	3178	3337	3509	3804	4099
WBMW334518AC	19.9	3045	3159	3251	3401	3564	3835	4106
WBMW364518AC	21.1	3134	3250	3347	3501	3667	3947	4227
WBMW244818AC	16.0	2889	2997	3086	3229	3380	3640	3900
WBMW274818AC	16.7	2952	3077	3168	3326	3486	3783	4080
WBMW304818AC	18.5	3035	3161	3268	3428	3601	3907	4213
WBMW334818AC	22.3	3114	3230	3325	3477	3642	3921	4200
WBMW364818AC	23.5	3197	3316	3414	3572	3741	4028	4315

- Matching Interior standard.
- Specify cut-out size.
- When Beaded Inset is ordered, the cabinet should be ordered to the appropriate width using the 1/4″ width modification instead of using the piece-in or cut-out applications.
- The maximum cut-out width is 1 1/2″ less than the overall width of the cabinet. The maximum cut-out height varies depending on the cabinet.
- 48″ high has two adjustable shelves. Varies with modifications.
- Reduced Depths available in 1/4″ increments from 6″ to 17 3/4″.
- Ordering Maximum Width Cut-out on cabinet will change end panel thickness from 1/2″ to 3/8″ for non-flush ends, and from 5/8″ to 1/2″ for flush ends.

	Standard Appliance Opening		Decreased Appliance Opening Width*		Increased Appliance Opening Width**		Appliance Opening Height***	
	Width (A)	Height (B)	Min. Width (A)	Max. Width (A)	Min. Width (A)	Max. Width (A)	Min. Height (B)	Max. Height (B)
WBMW244218AC	21″	16 1/2″	9″	20 1/2″	21 1/16″	22 1/2″	14″	19 1/2″
WBMW274218AC	24″	16 1/2″	12″	23 1/2″	24 1/16″	25 1/2″	14″	19 1/2″
WBMW304218AC	27″	16 1/2″	15″	26 1/2″	27 1/16″	28 1/2″	14″	19 1/2″
WBMW334218AC	30″	16 1/2″	18″	29 1/2″	30 1/16″	31 1/2″	14″	19 1/2″
WBMW364218AC	33″	16 1/2″	21″	32 1/2″	33 1/16″	34 1/2″	14″	19 1/2″
WBMW244518AC	21″	16 1/2″	9″	20 1/2″	21 1/16″	22 1/2″	14″	19 1/2″
WBMW274518AC	24″	16 1/2″	12″	23 1/2″	24 1/16″	25 1/2″	14″	19 1/2″
WBMW304518AC	27″	16 1/2″	15″	26 1/2″	27 1/16″	28 1/2″	14″	19 1/2″
WBMW334518AC	30″	16 1/2″	18″	29 1/2″	30 1/16″	31 1/2″	14″	19 1/2″
WBMW364518AC	33″	16 1/2″	21″	32 1/2″	33 1/16″	34 1/2″	14″	19 1/2″
WBMW244818AC	21″	16 1/2″	9″	20 1/2″	21 1/16″	22 1/2″	14″	19 1/2″
WBMW274818AC	24″	16 1/2″	12″	23 1/2″	24 1/16″	25 1/2″	14″	19 1/2″
WBMW304818AC	27″	16 1/2″	15″	26 1/2″	27 1/16″	28 1/2″	14″	19 1/2″
WBMW334818AC	30″	16 1/2″	18″	29 1/2″	30 1/16″	31 1/2″	14″	19 1/2″
WBMW364818AC	33″	16 1/2″	21″	32 1/2″	33 1/16″	34 1/2″	14″	19 1/2″

*Decreased Appliance Opening Width can vary in 1/16″ increments by piecing in frame material.

**Increased Appliance Opening Width can vary in 1/16″ increments by cutting out the frame stiles.

***Appliance Opening Height could have a variance of 1/16″. By changing openings, it may require the door/drawer openings to change.

Door & Drawer Options

AF	CC	CG	GAMD[1]	HC	IFHG	MC	MD	MFO	PRMD[2]	SHMD	SPLITDR	SPLITDRWS
✓		✓	✓		✓		✓	✓	✓	✓	✓	

End Panel Options

AUTH	CSFPE[3]	EXBK	EXDN	FL/FR	FPE	INTGE[3]	IPE[3]
✓	✓	✓	✓	✓	✓	✓	✓

Custom Modification Options

ADD_SHLF	ADDTK	ADRW	ATTTK	BVR	CBO	CCO	CFNTO	CFP	CFRMO	CLIP	CND	CSDGBK	DRWTK	EX	EX_OL	FLUT[4]	FTK	ID
✓		✓		✓	✓	✓	✓		✓	✓	✓	✓		✓	✓	✓	✓	✓

IH	IW[5]	MIP	OBRB	PFINBTMB	RD	RECTK	RH	ROSFLUT	RT	SCPDRW	TD[2]	TKP	TVR	VTK	WS	WTCD	WTKCUP	WTR
	✓		✓	✓	✓			✓	✓		✓		✓		✓			✓

[1] Only available on 27″ and 30″ wide.
[2] Not available on 24″ wide.
[3] Not available when cut-out width is greater than standard.
[4] Not available with 6″ fluting.
[5] Not available on 36″ wide.

IH/RH availability charts starting on page G•40.
IW/RW availability charts starting on page G•46.

THREE DRAWER BASE, WARMING DRAWER, 34 1/2″ HIGH, 24″ DEEP

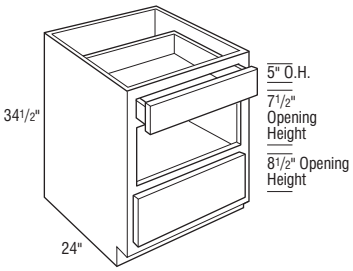

Specify appliance opening dimensions:

3DB_ _WD

3 Drawer Base, Warming Drawer

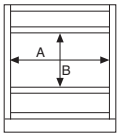

Appliance Opening Dimensions:

A _____

B _____

NOTE:

See chart for specific model appliance opening limitations.

Cabinet appliance openings may vary with modifications (i.e. clipped corner modification reduces maximum cut-out width by 3″ per clipped corner).

	Cubic Feet	1	2	3	4	5	6	7
3DB24WD	14.1	1809	1899	1959	2066	2193	2397	2601
3DB27WD	15.7	2289	2402	2481	2611	2765	3023	3281
3DB30WD	17.4	2516	2634	2729	2875	3048	3333	3618
3DB33WD	19.0	2741	2843	2927	3064	3208	3452	3696
3DB36WD	20.7	2959	3069	3160	3307	3462	3727	3992

- When Beaded Inset is ordered, the cabinet should be ordered to the appropriate width using the 1/4″ width modification instead of using the piece-in or cut-out applications.
- Reduced Depths available in 1/4″ increments from 12″ to 23 3/4.
- Ordering Maximum Width Cut-out on cabinet will change end panel thickness from 1/2″ to 3/8″ for non-flush ends, and from 5/8″ to 1/2″ for flush ends.

	Standard Appliance Opening		Decreased Appliance Opening Width*		Increased Appliance Opening Width**		Appliance Opening Height***	
	Width (A)	Height (B)	Min. Width (A)	Max. Width (A)	Min. Width (A)	Max. Width (A)	Min. Height (B)	Max. Height (B)
3DB24WD	21″	7 1/2″	9″	20 1/2″	21 1/16″	22 1/2″	7 1/2″	10 1/2″
3DB27WD	24″	7 1/2″	12″	23 1/2″	24 1/16″	25 1/2″	7 1/2″	10 1/2″
3DB30WD	27″	7 1/2″	15″	26 1/2″	27 1/16″	28 1/2″	7 1/2″	10 1/2″
3DB33WD	30″	7 1/2″	18″	29 1/2″	30 1/16″	31 1/2″	7 1/2″	10 1/2″
3DB36WD	33″	7 1/2″	21″	32 1/2″	33 1/16″	34 1/2″	7 1/2″	10 1/2″

*Decreased Appliance Opening Width can vary in 1/16″ increments by piecing in frame material.

**Increased Appliance Opening Width can vary in 1/16″ increments by cutting out the frame stiles.

***Appliance Opening Height could have a variance of 1/16″. By changing openings, it may require the door/drawer openings to change.

Door & Drawer Options

AF	CC	CG	GAMD	HC	IFHG	MC	MD	MFO	PRMD	SHMD	SPLITDR	SPLITDRWS
												✓

End Panel Options

AUTH	CSFPE[1]	EXBK	EXDN	FL/FR	FPE	INTGE[1]	IPE[1]
✓	✓	✓		✓	✓	✓	✓

Custom Modification Options

ADD_SHLF	ADDTK	ADRW	ATTTK	BVR	CBO	CCO	CFNTO	CFP	CFRMO	CLIP	CND	CSDGBK	DRWTK[2]	EX	EX_OL	FLUT	FTK	ID
					✓	✓	✓	✓	✓	✓		✓	✓	✓	✓	✓	✓	

IH	IW[3]	MIP	OBRB	PFINBTMB	RD	RECTK[4]	RH	ROSFLUT	RT	SCPDRW	TD	TKP[4]	TVR[5]	VTK[4]	WS	WTCD[6]	WTKCUP	WTR
	✓	✓	✓		✓	✓		✓		✓		✓	✓	✓	✓	✓		✓

[1] Not available when cut-out width is greater than standard.
[2] Only available on 27″ and 30″ wide.
[3] Not available on 36″ wide.
[4] Not available on 33″ or 36″ wide.
[5] Not available on 24″ or 27″ wide. Not available on 27″ or 33″ wide.

Base Microwave Cabinets

BASE MICROWAVE CABINET with ROLL TRAY(S), 34 1/2″ or 40 1/2″ HIGH, 24″ DEEP

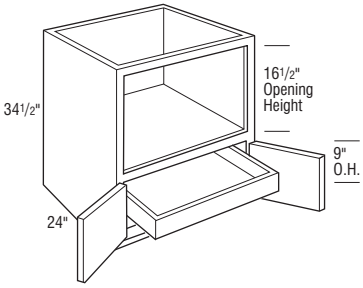

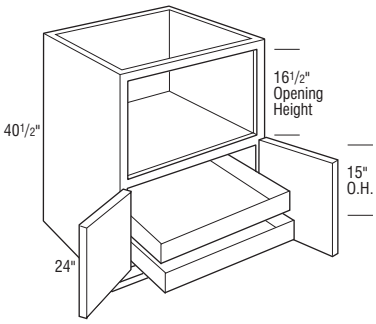

	Cubic Feet	1	2	3	4	5	6	7
BMW24RT	14.1	2307	2393	2465	2579	2700	2906	3112
BMW27RT	15.7	2344	2455	2541	2681	2841	3100	3359
BMW30RT	17.4	2389	2507	2592	2734	2898	3165	3432
BMW33RT	19.0	2446	2537	2613	2733	2862	3081	3300
BMW36RT	20.7	2497	2590	2668	2789	2921	3145	3369

- Includes one roll-out tray.

BMW2440RT	16.3	2876	2983	3071	3213	3365	3622	3879
BMW2740RT	18.4	2919	3056	3166	3337	3537	3862	4187
BMW3040RT	20.3	2960	3103	3213	3389	3588	3921	4254
BMW3340RT	22.0	3012	3123	3216	3365	3522	3793	4064
BMW3640RT	23.9	3056	3171	3265	3416	3576	3850	4124

- Includes two roll-out trays.

Notes below apply to all products in section above:

- Matching Interior standard.
- Specify cut-out or use standard cut-out.
- When Beaded Inset is ordered, the cabinet should be ordered to the appropriate width using the 1/4″ width modification instead of using the piece-in or cut-out applications.
- The maximum cut-out width is 1 1/2″ less than the overall width of the cabinet.
- Reduced Depths available in 1/4″ increments from 12″ to 23 3/4″.
- Ordering Maximum Width Cut-out on cabinet will change end panel thickness from 1/2″ to 3/8″ for non-flush ends, and from 5/8″ to 1/2″ for flush ends.

	Standard Appliance Opening		Decreased Appliance Opening Width*		Increased Appliance Opening Width**		Appliance Opening Height***	
	Width (A)	Height (B)	Min. Width (A)	Max. Width (A)	Min. Width (A)	Max. Width (A)	Min. Height (B)	Max. Height (B)
BMW24RT	21″	16 1/2″	9″	20 1/2″	21 1/16″	22 1/2″	11 1/2″	16 1/2″
BMW27RT	24″	16 1/2″	12″	23 1/2″	24 1/16″	25 1/2″	11 1/2″	16 1/2″
BMW30RT	27″	16 1/2″	15″	26 1/2″	27 1/16″	28 1/2″	11 1/2″	16 1/2″
BMW33RT	30″	16 1/2″	18″	29 1/2″	30 1/16″	31 1/2″	11 1/2″	16 1/2″
BMW36RT	33″	16 1/2″	21″	32 1/2″	33 1/16″	34 1/2″	11 1/2″	16 1/2″
BMW2440RT	21″	16 1/2″	9″	20 1/2″	21 1/16″	22 1/2″	11 1/2″	19 1/2″
BMW2740RT	24″	16 1/2″	12″	23 1/2″	24 1/16″	25 1/2″	11 1/2″	19 1/2″
BMW3040RT	27″	16 1/2″	15″	26 1/2″	27 1/16″	28 1/2″	11 1/2″	19 1/2″
BMW3340RT	30″	16 1/2″	18″	29 1/2″	30 1/16″	31 1/2″	11 1/2″	19 1/2″
BMW3640RT	33″	16 1/2″	21″	32 1/2″	33 1/16″	34 1/2″	11 1/2″	19 1/2″

*Decreased Appliance Opening Width can vary in 1/16″ increments by piecing in frame material.

**Increased Appliance Opening Width can vary in 1/16″ increments by cutting out the frame stiles.

***Appliance Opening Height could have a variance of 1/16″. By changing openings, it may require the door/drawer openings to change.

Specify appliance opening dimensions:

BMW_ _

Base Microwave with Drawer

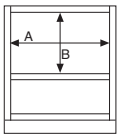

Appliance Opening Dimensions:

A _____

B _____

NOTE:

See chart for specific model appliance opening limitations.

Cabinet appliance openings may vary with modifications (i.e. clipped corner modification reduces maximum cut-out width by 3″ per clipped corner).

Door & Drawer Options

AF	CC	CG[1]	GAMD[2]	HC	IFHG	MC	MD[1]	MFO	PRMD[3]	SHMD	SPLITDR	SPLITDRWS
		✓	✓		✓		✓		✓			

End Panel Options

AUTH	CSFPE[4]	EXBK[5]	EXDN	FL/FR	FPE	INTGE[4]	IPE[4]
✓	✓	✓		✓	✓	✓	✓

Custom Modification Options

ADD_SHLF	ADDTK	ADRW	ATTTK	BVR	CBO[5]	CCO	CFNTO[5]	CFP	CFRMO[5]	CLIP	CND[5]	CSDGBK	DRWTK[6]	EX	EX_OL	FLUT[7]	FTK	ID
					✓		✓		✓	✓	✓	✓	✓	✓	✓	✓	✓	

IH	IW[8]	MIP	OBRB[5]	PFINBTMB	RD	RECTK[9]	RH	ROSFLUT	RT	SCPDRW	TD	TKP[9]	TVR	VTK[9]	WS	WTCD	WTKCUP	WTR
	✓		✓		✓	✓		✓				✓		✓	✓			✓

[1] Only available on 40.5″ high.
[2] Not available on 24″ or 27″ wide.
[3] Only available on the 40.5″ high except on the 24″ and 27″ wide.
[4] Not available when cut-out width is greater than standard.
[5] Not available on 24″ or 27″ wide on the 34.5″ high. Not available on 27″ wide on the 40.5″ high.
[6] Only available on the 30″ wide on the 34.5″ high.
[7] 6″ fluting not available on 24″ or 27″ wide. Not available with 6″ fluting both.
[8] Not available on 36″ wide.
[9] Only available on 27″ and 30″ wide.

IH/RH availability charts starting on page G•40.
IW/RW availability charts starting on page G•46.

BASE MICROWAVE CABINET with DRAWER, 34 1/2″ HIGH, 24″ DEEP

	Cubic Feet	1	2	3	4	5	6	7
BMWD24	14.1	2234	2340	2423	2557	2707	2957	3207
BMWD27	16.1	2327	2438	2524	2664	2819	3080	3341
BMWD30	17.4	2979	3122	3232	3411	3611	3944	4277

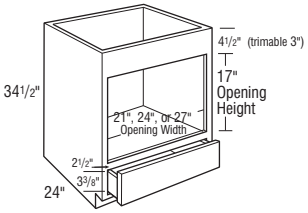

- Matching Interior standard.
- The usable cabinet face height between top of drawer front and top of cabinet is 23 1/2″. Be sure to verify overall appliance height, gap requirements, and cut-out dimensions with cabinet specifications.
- Includes one drawer.
- Reduced Depths available in 1/4″ increments from 12″ to 23 3/4″.

Model	Opening Width (A)	Maximum Width (A)	Opening Height (B)	Maximum Height (B)
BMWD24	21″	22 1/2″	17″	20″
BMWD27	24″	25 1/2″	17″	20″
BMWD30	27″	28 1/2″	17″	20″

Specify appliance opening dimensions:

BMWD_ _

Base Microwave with Drawer

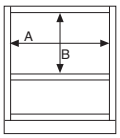

Appliance Opening Dimensions:

A _____

B _____

NOTE:

See chart for specific model appliance opening limitations.

Cabinet appliance openings may vary with modifications (i.e. clipped corner modification reduces maximum cut-out width by 3″ per clipped corner).

Door & Drawer Options

AF	CC	CG	GAMD	HC	IFHG	MC	MD	MFO	PRMD	SHMD	SPLITDR	SPLITDRWS

End Panel Options

AUTH	CSFPE	EXBK	EXDN	FL/FR	FPE	INTGE	IPE
✓	✓	✓		✓	✓	✓	✓

Custom Modification Options

ADD_SHLF	ADDTK	ADRW	ATTTK	BVR	CBO	CCO	CFNTO	CFP	CFRMO	CLIP	CND	CSDGBK	DRWTK[1]	EX	EX_OL	FLUT[2]	FTK	ID
					✓		✓		✓	✓		✓	✓	✓	✓	✓	✓	

IH	IW[3]	MIP	OBRB	PFINBTMB	RD	RECTK[4]	RH	ROSFLUT	RT	SCPDRW	TD	TKP[4]	TVR	VTK[4]	WS	WTCD	WTKCUP	WTR
	✓		✓		✓	✓		✓				✓		✓	✓			✓

[1] Only available on 24″ and 30″ wide.
[2] 6″ fluting not available on 24″ or 27″ wide. Not available with 6″ fluting both.
[3] Not available on 36″ wide.
[4] Not available on 33″ or 36″ wide.

BASE BUILT-IN MICROWAVE CABINET with DRAWER, 34 1/2″ HIGH, 24″ DEEP

BBMWD24	14.1	2356	2470	2556	2698	2856	3119	3382
BBMWD27	16.1	2808	2943	3046	3215	3404	3717	4030
BBMWD30	17.4	2831	2966	3072	3241	3431	3748	4065

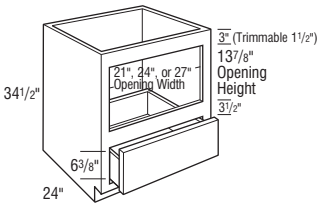

- Matching Interior standard.
- The usable cabinet face height between top of drawer front and top of cabinet is 19 3/4″. Be sure to verify overall appliance height, gap requirements, and cut-out dimensions with cabinet specifications.
- Includes one drawer.
- Reduced Depths available in 1/4″ increments from 12″ to 23 3/4″.
- For built-in appliance support, OCINSTALLKIT is included in 24″ deep cabinets, but will not be included when depth is modified.

Model	Opening Width (A)	Maximum Width (A)	Opening Height (B)	Maximum Height (B)
BBMWD24	21″	22 1/2″	13 7/8″	16 7/8″
BBMWD27	24″	25 1/2″	13 7/8″	16 7/8″
BBMWD30	27″	28 1/2″	13 7/8″	16 7/8″

Specify appliance opening dimensions:

BBMWD_ _

Base Microwave with Drawer

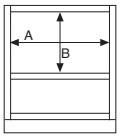

Appliance Opening Dimensions:

A _____

B _____

NOTE:

See chart for specific model appliance opening limitations.

Cabinet appliance openings may vary with modifications (i.e. clipped corner modification reduces maximum cut-out width by 3″ per clipped corner).

Door & Drawer Options

AF	CC	CG	GAMD	HC	IFHG	MC	MD	MFO	PRMD	SHMD	SPLITDR	SPLITDRWS

End Panel Options

AUTH	CSFPE	EXBK	EXDN	FL/FR	FPE	INTGE	IPE
✓	✓	✓		✓	✓	✓	✓

Custom Modification Options

ADD_SHLF	ADDTK	ADRW	ATTTK	BVR	CBO	CCO	CFNTO	CFP	CFRMO	CLIP	CND	CSDGBK	DRWTK[1]	EX	EX_OL	FLUT[2]	FTK	ID
					✓		✓		✓	✓		✓	✓	✓	✓	✓	✓	

IH	IW[3]	MIP	OBRB	PFINBTMB	RD	RECTK[4]	RH	ROSFLUT	RT	SCPDRW	TD	TKP[4]	TVR	VTK[4]	WS	WTCD	WTKCUP	WTR
	✓		✓		✓	✓		✓				✓		✓	✓			✓

[1] Only available on 24″ and 30″ wide.
[2] 6″ fluting not available on 24″ or 27″ wide. Not available with 6″ fluting both.
[3] Not available on 36″ wide.
[4] Not available on 33″ or 36″ wide.

Base Microwave & Base Oven Cabinets

BASE MICROWAVE CABINET with DEEP DRAWER, 34 1/2″ HIGH, 24″ DEEP

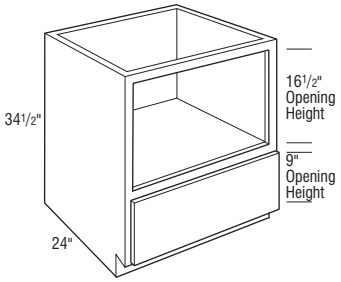

	Cubic Feet	1	2	3	4	5	6	7
BMWD24DD	13.9	2199	2305	2387	2522	2660	2898	3136
BMWD27DD	15.7	2239	2346	2430	2562	2714	2962	3210
BMWD30DD	17.4	2287	2396	2481	2618	2772	3026	3280
BMWD33DD	19.0	2333	2420	2492	2607	2729	2939	3149
BMWD36DD	20.7	2380	2469	2541	2657	2784	2997	3210

- Matching Interior standard.
- If opening height increases, drawer opening decreases to 6 1/2″ or 4 1/2″.
- Reduced Depths available in 1/4″ increments from 12″ to 23 3/4″.
- When Beaded Inset is ordered, the cabinet should be ordered to the appropriate width using the 1/4″ width modification instead of using the piece-in or cut-out applications.
- Ordering Maximum Width Cut-out on cabinet will change end panel thickness from 1/2″ to 3/8″ for non-flush ends, and from 5/8″ to 1/2″ for flush ends.

	Standard Appliance Opening		Decreased Appliance Opening Width*		Increased Appliance Opening Width**		Appliance Opening Height***	
	Width (A)	Height (B)	Min. Width (A)	Max. Width (A)	Min. Width (A)	Max. Width (A)	Min. Height (B)	Max. Height (B)
BMWD24DD	21″	16 1/2″	9″	20 1/2″	21 1/16″	22 1/2″	11 1/2″	21″
BMWD27DD	24″	16 1/2″	12″	23 1/2″	24 1/16″	25 1/2″	11 1/2″	21″
BMWD30DD	27″	16 1/2″	15″	26 1/2″	27 1/16″	28 1/2″	11 1/2″	21″
BMWD33DD	30″	16 1/2″	18″	29 1/2″	30 1/16″	31 1/2″	11 1/2″	21″
BMWD36DD	33″	16 1/2″	21″	32 1/2″	33 1/16″	34 1/2″	11 1/2″	21″

*Decreased Appliance Opening Width can vary in 1/16″ increments by piecing in frame material.

**Increased Appliance Opening Width can vary in 1/16″ increments by cutting out the frame stiles.

***Appliance Opening Height could have a variance of 1/16″. By changing openings, it may require the door/drawer openings to change.

Specify appliance opening dimensions:

BMWD_ _ DD

Base Microwave with Drawer

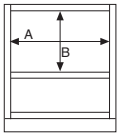

Appliance Opening Dimensions:

A _____

B _____

NOTE:

See chart for specific model appliance opening limitations.

Cabinet appliance openings may vary with modifications (i.e. clipped corner modification reduces maximum cut-out width by 3″ per clipped corner).

Door & Drawer Options

AF	CC	CG	GAMD	HC	IFHG	MC	MD	MFO	PRMD	SHMD	SPLITDR	SPLITDRWS

End Panel Options

AUTH	CSFPE[1]	EXBK	EXDN	FL/FR	FPE	INTGE[1]	IPE[1]
✓	✓	✓		✓	✓	✓	✓

Custom Modification Options

ADD_SHLF	ADDTK	ADRW	ATTTK	BVR	CBO	CCO	CFNTO	CFP	CFRMO	CLIP	CND	CSDGBK	DRWTK[2]	EX	EX_OL	FLUT[3]	FTK	ID
					✓		✓		✓	✓		✓	✓	✓	✓	✓	✓	

IH	IW[4]	MIP	OBRB	PFINBTMB	RD	RECTK[5]	RH	ROSFLUT	RT	SCPDRW	TD	TKP[5]	TVR	VTK[5]	WS	WTCD	WTKCUP	WTR
	✓		✓		✓	✓		✓				✓		✓	✓			✓

[1] Not available when cut-out width is greater than standard.
[2] Only available on 24″ and 30″ wide.
[3] 6″ fluting not available on 24″ or 27″ wide. Not available with 6″ fluting both.
[4] Not available on 36″ wide.
[5] Not available on 33″ or 36″ wide.

BASE OVEN TRIMMABLE CABINET, 34 1/2″ HIGH, 24″ DEEP

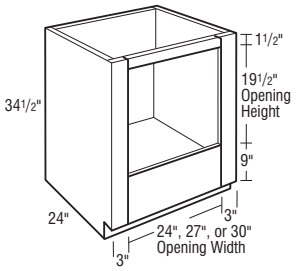

		1	2	3	4	5	6	7
BO27	15.6	1626	1626	1626	1626	1626	1626	1626
BO30	17.7	1676	1676	1676	1676	1676	1676	1676
BO33	19.6	1740	1740	1740	1740	1740	1740	1740
BO36	21.1	1862	1862	1862	1862	1862	1862	1862

- See chart for specific model appliance opening limitations.
- Increased Depths available in 1/4″ increments from 24 1/4″ to 30″.
- Reduced Depths available in 1/4″ increments from 6″ to 23 3/4″.
- For built-in appliance support, OCINSTALLKIT is included in 24″ deep cabinets, but will not be included when depth is modified.

Model	Opening Width	Maximum Width	Opening Height	Maximum Height*
BO27	21″	25 1/2″	19 1/2″	27 1/2″
BO30	24″	28 1/2″	19 1/2″	27 1/2″
BO33	27″	31 1/2″	19 1/2″	27 1/2″
BO36	30″	34 1/2″	19 1/2″	27 1/2″

*Top frame cross rail can be removed during field installation if cabinet is properly installed between two adjacent cabinets, increasing the maximum height to 28 1/4″.

Door & Drawer Options

AF	CC	CG	GAMD	HC	IFHG	MC	MD	MFO	PRMD	SHMD	SPLITDR	SPLITDRWS

End Panel Options

AUTH	CSFPE	EXBK	EXDN	FL/FR	FPE	INTGE	IPE
✓	✓	✓		✓	✓	✓	✓

Custom Modification Options

ADD_SHLF	ADDTK	ADRW	ATTTK	BVR	CBO	CCO	CFNTO	CFP	CFRMO	CLIP	CND	CSDGBK	DRWTK	EX	EX_OL	FLUT[1]	FTK	ID
										✓		✓	✓	✓	✓	✓	✓	✓

IH	IW[2]	MIP	OBRB	PFINBTMB	RD	RECTK[2]	RH	ROSFLUT	RT	SCPDRW	TD	TKP[2]	TVR	VTK[2]	WS	WTCD	WTKCUP	WTR
	✓	✓	✓		✓	✓		✓				✓		✓	✓			✓

[1] 6″ fluting not available on 27″ wide. 6″ fluting both only available on 36″ wide.
[2] Not available on 36″ wide.

IH/RH availability charts starting on page G•40.
IW/RW availability charts starting on page G•46.

BASE OVEN CABINET, 34 1/2″ HIGH, 24″ DEEP

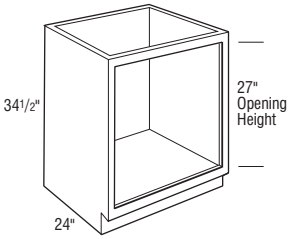

Specify appliance opening dimensions:

BO_ _AC

Base Oven Cabinet

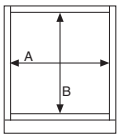

Appliance Opening Dimensions:

A _____

B _____

NOTE:

See chart for specific model appliance opening limitations.

Cabinet appliance openings may vary with modifications (i.e. clipped corner modification reduces maximum cut-out width by 3″ per clipped corner).

	Cubic Feet	1	2	3	4	5	6	7
BO27AC	15.7	803	803	803	803	803	803	803
BO30AC	17.4	890	890	890	890	890	890	890
BO33AC	19.0	970	970	970	970	970	970	970
BO36AC	20.7	1046	1046	1046	1046	1046	1046	1046

- Includes floor under oven section.
- Specify cut-out size.
- When Beaded Inset is ordered, the cabinet should be ordered to the appropriate width using the 1/4″ width modification instead of using the piece-in or cut-out applications.
- Reduced Depths available in 1/4″ increments from 6″ to 23 3/4″.
- Ordering Maximum Width Cut-out on cabinet will change end panel thickness from 1/2″ to 3/8″ for non-flush ends, and from 5/8″ to 1/2″ for flush ends.

	Standard Appliance Opening		Decreased Appliance Opening Width*		Increased Appliance Opening Width**		Appliance Opening Height***	
	Width (A)	Height (B)	Min. Width (A)	Max. Width (A)	Min. Width (A)	Max. Width (A)	Min. Height (B)	Max. Height**** (B)
BO27AC	24″	27″	12″	23 1/2″	24 1/16″	25 1/2″	22″	27 1/2″
BO30AC	27″	27″	15″	26 1/2″	27 1/16″	28 1/2″	22″	27 1/2″
BO33AC	30″	27″	18″	29 1/2″	30 1/16″	31 1/2″	22″	27 1/2″
BO36AC	33″	27″	21″	32 1/2″	33 1/16″	34 1/2″	22″	27 1/2″

*Decreased Appliance Opening Width can vary in 1/16″ increments by piecing in frame material.

**Increased Appliance Opening Width can vary in 1/16″ increments by cutting out the frame stiles.

***Appliance Opening Height could have a variance of 1/16″. By changing openings, it may require the door/drawer openings to change.

****Top Frame cross rail can be removed during field installation if cabinet is properly installed between two adjacent cabinets, increasing the maximum height to 28 1/2″.

Door & Drawer Options

AF	CC	CG	GAMD	HC	IFHG	MC	MD	MFO	PRMD	SHMD	SPLITDR	SPLITDRWS

End Panel Options

AUTH	CSFPE[1]	EXBK	EXDN	FL/FR	FPE	INTGE[1]	IPE[1]
✓	✓	✓		✓	✓	✓	✓

Custom Modification Options

ADD_SHLF	ADDTK	ADRW	ATTTK	BVR	CBO	CCO	CFNTO	CFP	CFRMO	CLIP	CND	CSDGBK	DRWTK[2]	EX	EX_OL	FLUT[3]	FTK	ID
										✓		✓	✓	✓	✓	✓	✓	✓

IH	IW[4]	MIP	OBRB	PFINBTMB	RD	RECTK[4]	RH	ROSFLUT	RT	SCPDRW	TD	TKP[4]	TVR	VTK[4]	WS	WTCD	WTKCUP	WTR
	✓	✓	✓		✓	✓		✓				✓		✓	✓			✓

[1] Not available when cut-out width is greater than standard.
[2] Not available on 36″ wide.
[3] 6″ fluting not available on 27″ wide. 6″ fluting both only available on 36″ wide.
[4] Not available on 36″ wide.

Base Oven Cabinets

BASE OVEN CABINET with LOWER DRAWER, 34 1/2″ HIGH, 24″ DEEP

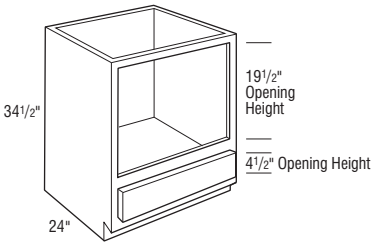

	Cubic Feet	1	2	3	4	5	6	7
BO27LD	15.7	1342	1408	1456	1535	1626	1778	1930
BO30LD	17.4	1420	1487	1541	1625	1721	1879	2037
BO33LD	19.0	1518	1590	1648	1734	1839	2008	2177
BO36LD	20.7	1616	1676	1725	1803	1889	2035	2181

- Includes floor between oven and drawer section.
- Maintain 3″ rail above drawer for full overlay clearance.
- Specify cut-out size.
- When Beaded Inset is ordered, the cabinet should be ordered to the appropriate width using the 1/4″ width modification instead of using the piece-in or cut-out applications.
- Reduced Depths available in 1/4″ increments from 12″ to 23 3/4″.
- Ordering Maximum Width Cut-out on cabinet will change end panel thickness from 1/2″ to 3/8″ for non-flush ends, and from 5/8″ to 1/2″ for flush ends.

	Standard Appliance Opening		Decreased Appliance Opening Width*		Increased Appliance Opening Width**		Appliance Opening Height***	
	Width (A)	Height (B)	Min. Width (A)	Max. Width (A)	Min. Width (A)	Max. Width (A)	Min. Height (B)	Max. Height (B)
BO27LD	24″	19 1/2″	12″	23 1/2″	24 1/16″	25 1/2″	16″	21″
BO30LD	27″	19 1/2″	15″	26 1/2″	27 1/16″	28 1/2″	16″	21″
BO33LD	30″	19 1/2″	18″	29 1/2″	30 1/16″	31 1/2″	16″	21″
BO36LD	33″	19 1/2″	21″	32 1/2″	33 1/16″	34 1/2″	16″	21″

*Decreased Appliance Opening Width can vary in 1/16″ increments by piecing in frame material.

**Increased Appliance Opening Width can vary in 1/16″ increments by cutting out the frame stiles.

***Appliance Opening Height could have a variance of 1/16″. By changing openings, it may require the door/drawer openings to change.

Specify appliance opening dimensions:

BO_ _LD

Base Oven Cabinet with Lower Drawer

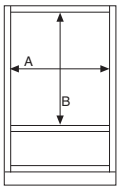

Appliance Opening Dimensions:

A _____

B _____

NOTE:

See chart for specific model appliance opening limitations.

Cabinet appliance openings may vary with modifications (i.e. clipped corner modification reduces maximum cut-out width by 3″ per clipped corner).

Door & Drawer Options

AF	CC	CG	GAMD	HC	IFHG	MC	MD	MFO	PRMD	SHMD	SPLITDR	SPLITDRWS

End Panel Options

AUTH	CSFPE[1]	EXBK	EXDN	FL/FR	FPE	INTGE[1]	IPE[1]
✓	✓	✓		✓	✓	✓	✓

Custom Modification Options

ADD_SHLF	ADDTK	ADRW	ATTTK	BVR	CBO	CCO	CFNTO	CFP	CFRMO	CLIP	CND	CSDGBK	DRWTK[2]	EX	EX_OL	FLUT	FTK	ID
					✓	✓	✓		✓	✓		✓	✓	✓	✓	✓	✓	✓

IH	IW[3]	MIP	OBRB	PFINBTMB	RD	RECTK[3]	RH	ROSFLUT	RT	SCPDRW	TD	TKP[3]	TVR[4]	VTK[3]	WS	WTCD	WTKCUP	WTR[4]
	✓	✓	✓		✓	✓		✓				✓	✓	✓	✓			✓

[1] Not available when cut-out width is greater than standard.
[2] Only available on 30″ wide.
[3] Not available on 36″ wide.
[4] Not available on 27″ wide.

IH/RH availability charts starting on page G•40.
IW/RW availability charts starting on page G•46.

TALL BUILT-IN MICROWAVE CABINET, 84″, 87″, or 90″ HIGH, 24″ DEEP

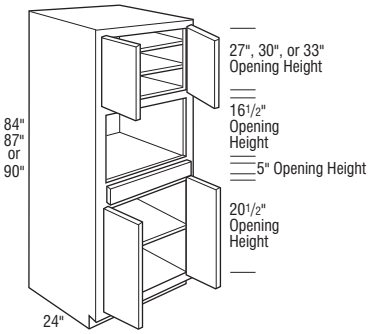

Specify appliance opening dimensions:

OCM_ _AC

Microwave

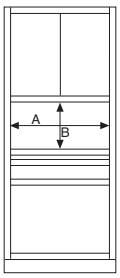

Appliance Opening Dimensions:

A _____

B _____

NOTE:

See chart for specific model appliance opening limitations.

Cabinet appliance openings may vary with modifications (i.e. clipped corner modification reduces maximum cut-out width by 3″ per clipped corner).

	Cubic Feet	1	2	3	4	5	6	7
OCM278424AC	37.4	3282	3445	3570	3770	3970	4331	4692
OCM308424AC	41.3	3559	3730	3859	4073	4293	4690	5087
OCM338424AC	45.2	3772	3955	4090	4319	4554	4972	5390
OCM368424AC	49.2	4034	4232	4376	4621	4871	5322	5773
OCM398424AC	53.1	4273	4478	4631	4888	5152	5628	6104
OCM278724AC	38.7	3588	3765	3901	4114	4340	4738	5136
OCM308724AC	42.8	3859	4047	4186	4418	4656	5084	5512
OCM338724AC	46.8	4090	4289	4434	4679	4934	5390	5846
OCM368724AC	50.9	4353	4568	4723	4986	5254	5735	6216
OCM398724AC	55.0	4631	4856	5021	5299	5582	6099	6616
OCM279024AC	40.0	3895	4084	4230	4466	4709	5146	5583
OCM309024AC	44.2	4159	4364	4511	4759	5015	5476	5937
OCM339024AC	48.4	4405	4623	4778	5044	5317	5804	6291
OCM369024AC	52.6	4671	4901	5066	5345	5633	6152	6671
OCM399024AC	56.8	4991	5232	5410	5711	6013	6571	7129

- Specify cut-out size.
- When Beaded Inset is ordered, the cabinet should be ordered to the appropriate width using the 1/4″ width modification instead of using the piece-in or cut-out applications.
- Cabinet openings are subject to change based on the cut-out. Please review the acknowledged drawing.
- Two adjustable shelves in upper section and one adjustable shelf on the bottom.
- Increased Depths available in 1/4″ increments from 24 1/4″ to 30″.
- Reduced Depths available in 1/4″ increments from 12″ to 23 3/4″.
- Ordering Maximum Width Cut-out on cabinet will change end panel thickness from 1/2″ to 3/8″ for non-flush ends, and from 5/8″ to 1/2″ for flush ends.

	Standard Appliance Opening		Decreased Appliance Opening Width*		Increased Appliance Opening Width**		Appliance Opening Height***	
	Width (A)	Height (B)	Min. Width (A)	Max. Width (A)	Min. Width (A)	Max. Width (A)	Min. Height (B)	Max. Height (B)
OCM278424AC	24″	16 1/2″	12″	23 1/2″	24 1/16″	25 1/2″	12″	23 1/2″
OCM308424AC	27″	16 1/2″	15″	26 1/2″	27 1/16″	28 1/2″	12″	23 1/2″
OCM338424AC	30″	16 1/2″	18″	29 1/2″	30 1/16″	31 1/2″	12″	23 1/2″
OCM368424AC	33″	16 1/2″	21″	32 1/2″	33 1/16″	34 1/2″	12″	23 1/2″
OCM398424AC	36″	16 1/2″	24″	35 1/2″	36 1/16″	37 1/2″	12″	23 1/2″
OCM278724AC	24″	16 1/2″	12″	23 1/2″	24 1/16″	25 1/2″	12″	23 1/2″
OCM308724AC	27″	16 1/2″	15″	26 1/2″	27 1/16″	28 1/2″	12″	23 1/2″
OCM338724AC	30″	16 1/2″	18″	29 1/2″	30 1/16″	31 1/2″	12″	23 1/2″
OCM368724AC	33″	16 1/2″	21″	32 1/2″	33 1/16″	34 1/2″	12″	23 1/2″
OCM398724AC	36″	16 1/2″	24″	35 1/2″	36 1/16″	37 1/2″	12″	23 1/2″
OCM279024AC	24″	16 1/2″	12″	23 1/2″	24 1/16″	25 1/2″	12″	23 1/2″
OCM309024AC	27″	16 1/2″	15″	26 1/2″	27 1/16″	28 1/2″	12″	23 1/2″
OCM339024AC	30″	16 1/2″	18″	29 1/2″	30 1/16″	31 1/2″	12″	23 1/2″
OCM369024AC	33″	16 1/2″	21″	32 1/2″	33 1/16″	34 1/2″	12″	23 1/2″
OCM399024AC	36″	16 1/2″	24″	35 1/2″	36 1/16″	37 1/2″	12″	23 1/2″

*Decreased Appliance Opening Width can vary in 1/16″ increments by piecing in frame material.

**Increased Appliance Opening Width can vary in 1/16″ increments by cutting out the frame stiles.

***Appliance Opening Height could have a variance of 1/16″. By changing openings, it may require the door/drawer openings to change.

Door & Drawer Options

AF	CC	CG	GAMD	HC	IFHG	MC	MD	MFO	PRMD	SHMD[1]	SPLITDR	SPLITDRWS
		✓	✓		✓		✓	✓	✓	✓	✓	

End Panel Options

AUTH	CSFPE[2]	EXBK	EXDN	FL/FR	FPE	INTGE[2]	IPE[2]
✓	✓	✓		✓	✓	✓	✓

Custom Modification Options

ADD_SHLF	ADDTK	ADRW	ATTTK	BVR	CBO	CCO	CFNTO	CFP	CFRMO	CLIP	CND	CSDGBK	DRWTK[3]	EX	EX_OL	FLUT[4]	FTK	JD
					✓	✓	✓		✓	✓	✓	✓	✓	✓	✓	✓	✓	✓

IH	IW[5]	MIP	OBRB	PFINBTMB	RD	RECTK	RH	ROSFLUT	RT	SCPDRW	TD	TKP	TVR	VTK	WS	WTCD	WTKCUP	WTR
✓	✓	✓	✓		✓	✓		✓	✓		✓	✓	✓	✓	✓			✓

[1] Only available on top section.
[2] Not available when cut-out width is greater than standard.
[3] Not available on units over 36″ wide.
[4] Not available with 6″ fluting.
[5] Not available on 39″ wide.

Tall Microwave Cabinets

TALL BUILT-IN MICROWAVE CABINET, 93″ or 96″ HIGH, 24″ DEEP

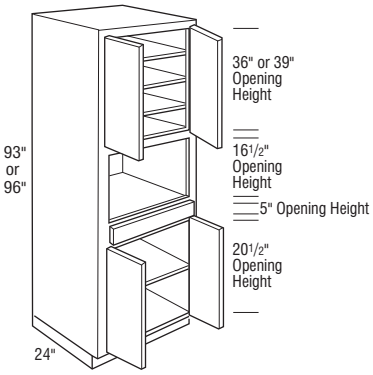

Specify appliance opening dimensions:

OCM_ _AC

Microwave

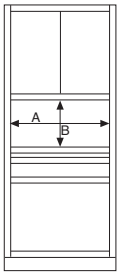

Appliance Opening Dimensions:

A _____

B _____

NOTE:

See chart for specific model appliance opening limitations.

Cabinet appliance openings may vary with modifications (i.e. clipped corner modification reduces maximum cut-out width by 3″ per clipped corner).

	Cubic Feet	1	2	3	4	5	6	7
OCM279324AC	41.3	4000	4195	4344	4583	4838	5285	5732
OCM309324AC	45.7	4303	4513	4669	4926	5190	5670	6150
OCM339324AC	50.0	4561	4782	4947	5222	5499	6008	6517
OCM369324AC	54.3	4832	5071	5248	5534	5827	6371	6915
OCM399324AC	58.7	5163	5415	5603	5912	6227	6806	7385

- Includes two adjustable shelves in upper section and one adjustable shelf on the bottom.

OCM279624AC	42.6	4108	4308	4466	4708	4965	5421	5877
OCM309624AC	47.1	4443	4665	4826	5090	5363	5862	6361
OCM339624AC	51.6	4712	4942	5118	5398	5682	6214	6746
OCM369624AC	56.1	4994	5238	5422	5721	6025	6584	7143
OCM399624AC	60.6	5333	5594	5793	6112	6435	7037	7639

- Includes three adjustable shelves in upper section and one adjustable shelf on the bottom.
- Flush Toekick modification not available in conjunction with Wide Top Rail unless loose Flush Toekick is specified.

Notes below apply to all products in section above:

- Specify cut-out size.
- When Beaded Inset is ordered, the cabinet should be ordered to the appropriate width using the 1/4″ width modification instead of using the piece-in or cut-out applications.
- Cabinet openings are subject to change based on the cut-out. Please review the acknowledged drawing.
- Shipped with loose toe space unless Attach Toekick or Flush Toekick is specified.
- Increased Depths available in 1/4″ increments from 24 1/4″ to 30″.
- Reduced Depths available in 1/4″ increments from 12″ to 23 3/4″.
- Ordering Maximum Width Cut-out on cabinet will change end panel thickness from 1/2″ to 3/8″ for non-flush ends, and from 5/8″ to 1/2″ for flush ends.

	Standard Appliance Opening		Decreased Appliance Opening Width*		Increased Appliance Opening Width**		Appliance Opening Height***	
	Width (A)	Height (B)	Min. Width (A)	Max. Width (A)	Min. Width (A)	Max. Width (A)	Min. Height (B)	Max. Height (B)
OCM279324AC	24″	16 1/2″	12″	23 1/2″	24 1/16″	25 1/2″	12″	23 1/2″
OCM309324AC	27″	16 1/2″	15″	26 1/2″	27 1/16″	28 1/2″	12″	23 1/2″
OCM339324AC	30″	16 1/2″	18″	29 1/2″	30 1/16″	31 1/2″	12″	23 1/2″
OCM369324AC	33″	16 1/2″	21″	32 1/2″	33 1/16″	34 1/2″	12″	23 1/2″
OCM399324AC	36″	16 1/2″	24″	35 1/2″	36 1/16″	37 1/2″	12″	23 1/2″
OCM279624AC	24″	16 1/2″	12″	23 1/2″	24 1/16″	25 1/2″	12″	23 1/2″
OCM309624AC	27″	16 1/2″	15″	26 1/2″	27 1/16″	28 1/2″	12″	23 1/2″
OCM339624AC	30″	16 1/2″	18″	29 1/2″	30 1/16″	31 1/2″	12″	23 1/2″
OCM369624AC	33″	16 1/2″	21″	32 1/2″	33 1/16″	34 1/2″	12″	23 1/2″
OCM399624AC	36″	16 1/2″	24″	35 1/2″	36 1/16″	37 1/2″	12″	23 1/2″

*Decreased Appliance Opening Width can vary in 1/16″ increments by piecing in frame material.

**Increased Appliance Opening Width can vary in 1/16″ increments by cutting out the frame stiles.

***Appliance Opening Height could have a variance of 1/16″. By changing openings, it may require the door/drawer openings to change.

Door & Drawer Options

AF	CC	CG	GAMD	HC	IFHG	MC	MD	MFO	PRMD	SHMD[1]	SPLITDR	SPLITDRWS
		✓	✓		✓		✓	✓	✓	✓	✓	

End Panel Options

AUTH	CSFPE[2]	EXBK	EXDN	FL/FR	FPE	INTGE[2]	IPE[2]
✓	✓	✓		✓	✓	✓	✓

Custom Modification Options

ADD_SHLF	ADDTK	ADRW	ATTTK	BVR	CBO	CCO	CFNTO	CFP	CFRMO	CLIP	CND	CSDGBK	DRWTK[3]	EX	EX_OL	FLUT[4]	FTK	ID
			✓		✓	✓	✓		✓	✓	✓	✓	✓	✓	✓	✓	✓	✓

IH	IW[5]	MIP	OBRB	PFINBTMB	RD	RECTK	RH	ROSFLUT	RT	SCPDRW	TD	TKP	TVR	VTK	WS	WTCD	WTKCUP	WTR
	✓	✓	✓		✓	✓		✓	✓		✓		✓	✓	✓			✓

[1] Only available on top section.
[2] Not available when cut-out width is greater than standard.
[3] Not available on units over 36″ wide and only available when used in conjunction with attach toekick modification.
[4] Not available with 6″ fluting.
[5] Not available on 39″ wide.

IH/RH availability charts starting on page G•40.
IW/RW availability charts starting on page G•46.

TALL BUILT-IN MICROWAVE CABINET, 102″ or 108″ HIGH, 24″ DEEP

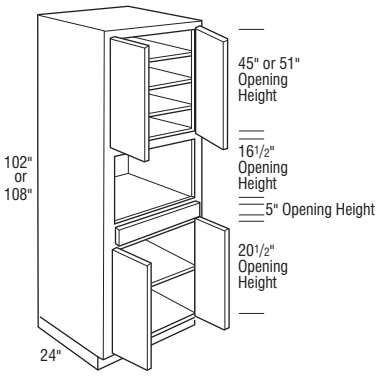

	Cubic Feet	1	2	3	4	5	6	7
OCM2710224AC	61.9	7054	7333	7550	7886	8244	8875	9506
OCM3010224AC	67.5	7518	7826	8050	8416	8795	9488	10181
OCM3310224AC	73.1	7891	8211	8455	8844	9238	9976	10714
OCM3610224AC	78.8	8283	8621	8876	9290	9713	10489	11265
OCM3910224AC	84.4	8753	9116	9393	9834	10283	11118	11953
OCM2710824AC	65.3	7830	8139	8381	8755	9150	9853	10556
OCM3010824AC	71.3	8345	8686	8935	9343	9763	10533	11303
OCM3310824AC	77.2	8759	9115	9385	9816	10254	11073	11892
OCM3610824AC	83.1	9195	9569	9854	10313	10783	11643	12503
OCM3910824AC	89.1	9715	10119	10425	10915	11413	12340	13267

- Specify cut-out size.
- When Beaded Inset is ordered, the cabinet should be ordered to the appropriate width using the 1/4″ width modification instead of using the piece-in or cut-out applications.
- Cabinet openings are subject to change based on the cut-out. Please review the acknowledged drawing.
- Shipped with loose toe space unless Attach Toekick or Flush Toekick is specified.
- Units include three adjustable shelves in upper section and one adjustable shelf on the bottom.
- Increased Depths available in 1/4″ increments from 24 1/4″ to 26″.
- Reduced Depths available in 1/4″ increments from 12″ to 23 3/4″.
- Finish Flushed Ends standard.

Specify appliance opening dimensions:

OCM_ _AC

Microwave

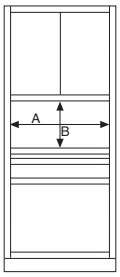

Appliance Opening Dimensions:

A _____

B _____

	Standard Appliance Opening		Decreased Appliance Opening Width*		Increased Appliance Opening Width**		Appliance Opening Height***	
	Width (A)	Height (B)	Min. Width (A)	Max. Width (A)	Min. Width (A)	Max. Width (A)	Min. Height (B)	Max. Height (B)
OCM2710224AC	24″	16 1/2″	12″	23 1/2″	24 1/16″	25″	12″	23 1/2″
OCM3010224AC	27″	16 1/2″	15″	26 1/2″	27 1/16″	28″	12″	23 1/2″
OCM3310224AC	30″	16 1/2″	18″	29 1/2″	30 1/16″	31″	12″	23 1/2″
OCM3610224AC	33″	16 1/2″	21″	32 1/2″	33 1/16″	34″	12″	23 1/2″
OCM3910224AC	36″	16 1/2″	24″	35 1/2″	36 1/16″	37″	12″	23 1/2″
OCM2710824AC	24″	16 1/2″	12″	23 1/2″	24 1/16″	25″	12″	23 1/2″
OCM3010824AC	27″	16 1/2″	15″	26 1/2″	27 1/16″	28″	12″	23 1/2″
OCM3310824AC	30″	16 1/2″	18″	29 1/2″	30 1/16″	31″	12″	23 1/2″
OCM3610824AC	33″	16 1/2″	21″	32 1/2″	33 1/16″	34″	12″	23 1/2″
OCM3910824AC	36″	16 1/2″	24″	35 1/2″	36 1/16″	37″	12″	23 1/2″

*Decreased Appliance Opening Width can vary in 1/16″ increments by piecing in frame material.

**Increased Appliance Opening Width can vary in 1/16″ increments by cutting out the frame stiles.

***Appliance Opening Height could have a variance of 1/16″. By changing openings, it may require the door/drawer openings to change.

NOTE:

See chart for specific model appliance opening limitations.

Cabinet appliance openings may vary with modifications (i.e. clipped corner modification reduces maximum cut-out width by 3″ per clipped corner).

Door & Drawer Options

AF	CC	CG	GAMD	HC	IFHG	MC	MD	MFO	PRMD	SHMD[1]	SPLITDR	SPLITDRWS
		✓	✓		✓		✓	✓	✓	✓	✓	

End Panel Options

AUTH	CSFPE	EXBK[2]	EXDN	FL/FR	FPE	INTGE	IPE
✓		✓		✓			✓

Custom Modification Options

ADD_SHLF	ADDTK	ADRW	ATTTK	BVR	CBO	CCO	CFNTO	CFP	CFRMO	CLIP	CND	CSDGBK	DRWTK[3]	EX	EX_OL	FLUT[4]	FTK	ID
			✓		✓	✓	✓		✓		✓		✓	✓	✓	✓	✓	✓

IH[5]	IW[6]	MIP	OBRB	PFINBTMB	RD	RECTK	RH[5]	ROSFLUT[4]	RT	SCPDRW	TD[7]	TKP	TVR	VTK	WS	WTCD	WTKCUP	WTR
✓	✓				✓	✓	✓	✓	✓		✓	✓	✓	✓	✓			✓

[1] Only available on top section.
[2] This modification will allow the end to extend back to a maximum of 30″ deep.
[3] Not available on units over 36″ wide and only available when used in conjunction with attach toekick modification.
[4] Not available with 6″ fluting.
[5] Not available on 108″ high.
[6] Not available on 39″ wide.
[7] Only available on bottom section.

Oven Microwave Cabinets

OVEN MICROWAVE TRIMMABLE CABINET, 84″, 87″, or 90″ HIGH, 24″ DEEP

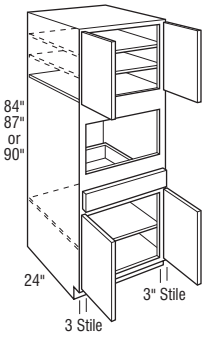

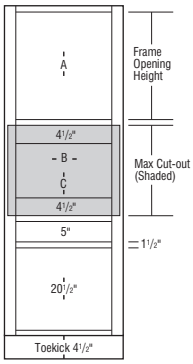

	Cubic Feet	1	2	3	4	5	6	7
TBMWB278424AH	37.4	3282	3444	3569	3769	3969	4330	4691
TBMWB308424AH	41.3	3559	3729	3859	4072	4293	4689	5085
TBMWB338424AH	45.2	3771	3955	4089	4318	4554	4972	5390
TBMWB368424AH	49.2	4034	4231	4376	4620	4870	5321	5772
TBMWB398424AH	52.4	4272	4477	4630	4887	5151	5627	6103
TBMWB278724	38.7	3587	3765	3900	4113	4339	4738	5137
TBMWB308724	42.0	3859	4046	4185	4418	4655	5083	5511
TBMWB338724	46.8	4089	4288	4434	4678	4933	5389	5845
TBMWB368724	50.9	4352	4567	4722	4985	5253	5734	6215
TBMWB398724	54.3	4630	4855	5020	5298	5582	6098	6614
TBMWB279024	40.0	3894	4083	4230	4465	4709	5145	5581
TBMWB309024	44.2	4159	4363	4510	4758	5014	5474	5934
TBMWB339024	47.8	4404	4623	4778	5044	5316	5803	6290
TBMWB369024	52.6	4670	4900	5065	5344	5632	6151	6670
TBMWB399024	56.1	4989	5231	5409	5710	6011	6569	7127

- AH represents upper section alignment with doors on 24″ or 27″ high cabinets.
- All top and bottom cross rails are 1 1/2″ wide.
- Includes two adjustable shelves in upper section and one adjustable shelf on the bottom.
- Cabinet installation kit will not be included when depth is modified.
- A cabinet installation kit will be provided.
- Oven cabinet cut-out is shaded in gray and is cut out on job site.
- Increased Heights modification will increase the height of the upper cabinet section. The bottom section will retain its original height.

	A Frame Opening Height	B Cut-out Width		C Cut-out Height		Door Height (Upper Section)
		Min.	Max.	Min.	Max.	Full Overlay
TBMWB278424AH	24″	21″	25 1/2″	13 1/2″	22 1/2″	26 1/2″
TBMWB308424AH	24″	24″	28 1/2″	13 1/2″	22 1/2″	26 1/2″
TBMWB338424AH	24″	27″	31 1/2″	13 1/2″	22 1/2″	26 1/2″
TBMWB368424AH	24″	30″	34 1/2″	13 1/2″	22 1/2″	26 1/2″
TBMWB398424AH	24″	33″	37 1/2″	13 1/2″	22 1/2″	26 1/2″
TBMWB278724	27″	21″	25 1/2″	13 1/2″	22 1/2″	29 1/2″
TBMWB308724	27″	24″	28 1/2″	13 1/2″	22 1/2″	29 1/2″
TBMWB338724	27″	27″	31 1/2″	13 1/2″	22 1/2″	29 1/2″
TBMWB368724	27″	30″	34 1/2″	13 1/2″	22 1/2″	29 1/2″
TBMWB398724	27″	33″	37 1/2″	13 1/2″	22 1/2″	29 1/2″
TBMWB279024	30″	21″	25 1/2″	13 1/2″	22 1/2″	32 1/2″
TBMWB309024	30″	24″	28 1/2″	13 1/2″	22 1/2″	32 1/2″
TBMWB339024	30″	27″	31 1/2″	13 1/2″	22 1/2″	32 1/2″
TBMWB369024	30″	30″	34 1/2″	13 1/2″	22 1/2″	32 1/2″
TBMWB399024	30″	33″	37 1/2″	13 1/2″	22 1/2″	32 1/2″

Maximum cut-out dimension will allow 1/4″ reveal for doors and drawer fronts on full overlay for trim kit face clearance.

Door & Drawer Options

AF	CC	CG	GAMD	HC	IFHG	MC	MD	MFO	PRMD	SHMD	SPLITDR	SPLITDRWS
		✓	✓		✓		✓	✓	✓	✓	✓	

End Panel Options

AUTH	CSFPE	EXBK	EXDN	FL/FR	FPE	INTGE	IPE
✓	✓	✓			✓	✓	✓

Custom Modification Options

ADD_SHLF	ADDTK	ADRW	ATTTK	BVR	CBO	CCO	CFNTO	CFP	CFRMO	CLIP	CND	CSDGBK	DRWTK[1]	EX	EX_OL	FLUT[2]	FTK	JD
					✓	✓	✓		✓	✓	✓	✓	✓	✓	✓	✓	✓	✓

IH	IW[3]	MIP	OBRB	PFINBTMB	RD	RECTK	RH	ROSFLUT	RT	SCPDRW	TD	TKP	TVR	VTK	WS	WTCD	WTKCUP	WTR
✓	✓	✓	✓		✓	✓		✓	✓		✓	✓	✓	✓	✓			✓

[1] Not available on units over 36″ wide.
[2] Not available with 6″ fluting.
[3] Not available on 39″ wide.

IH/RH availability charts starting on page G•40.
IW/RW availability charts starting on page G•46.

OVEN MICROWAVE TRIMMABLE CABINET, 93″ or 96″ HIGH, 24″ DEEP

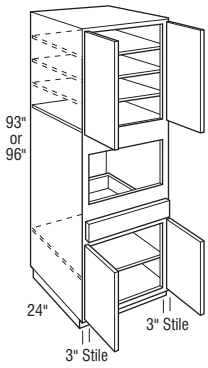

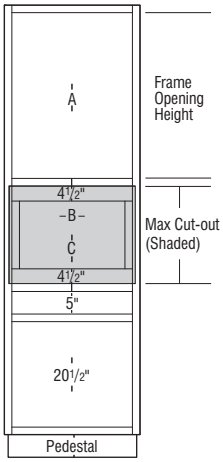

	Cubic Feet	1	2	3	4	5	6	7
TBMWB279324	41.3	3999	4194	4344	4582	4837	5284	5731
TBMWB309324	45.7	4303	4512	4668	4925	5189	5668	6147
TBMWB339324	50.0	4561	4782	4946	5221	5498	6007	6516
TBMWB369324	54.3	4831	5070	5247	5533	5826	6369	6912
TBMWB399324	57.9	5162	5414	5602	5911	6226	6805	7384

- Includes two adjustable shelves in upper section and one adjustable shelf on the bottom.

TBMWB279624	42.6	4107	4308	4465	4708	4965	5420	5875
TBMWB309624	47.1	4442	4663	4825	5089	5362	5862	6362
TBMWB339624	51.6	4711	4941	5118	5397	5681	6213	6745
TBMWB369624	56.1	4993	5237	5421	5720	6024	6583	7142
TBMWB399624	59.8	5331	5594	5793	6111	6434	7036	7638

- Includes three adjustable shelves in upper section and one adjustable shelf on the bottom.
- Flush toekick option not available in conjunction with Wide Top Rail unless loose Flush Toekick is specified.

Notes below apply to all products in section above:

- Shipped with loose toekick unless ATTTK or Flush Toekick is specified.
- Cabinet installation kit will not be included when depth is modified.
- A cabinet installation kit will be provided.
- Oven cabinet cut-out is shaded in gray and is cut out on job site.
- Increased Heights modification will increase the height of the upper cabinet section. The bottom section will retain its original height.

	A Frame Opening Height	B Cut-out Width		C Cut-out Height		Door Height (Upper Section)
		Min.	Max.	Min.	Max.	Full Overlay
TBMWB279324	33″	21″	25 1/2″	13 1/2″	22 1/2″	35 1/2″
TBMWB309324	33″	24″	28 1/2″	13 1/2″	22 1/2″	35 1/2″
TBMWB339324	33″	27″	31 1/2″	13 1/2″	22 1/2″	35 1/2″
TBMWB369324	33″	30″	34 1/2″	13 1/2″	22 1/2″	35 1/2″
TBMWB399324	33″	33″	37 1/2″	13 1/2″	22 1/2″	35 1/2″
TBMWB279624	36″	21″	25 1/2″	13 1/2″	22 1/2″	38 1/2″
TBMWB309624	36″	24″	28 1/2″	13 1/2″	22 1/2″	38 1/2″
TBMWB339624	36″	27″	31 1/2″	13 1/2″	22 1/2″	38 1/2″
TBMWB369624	36″	30″	34 1/2″	13 1/2″	22 1/2″	38 1/2″
TBMWB399624	36″	33″	37 1/2″	13 1/2″	22 1/2″	38 1/2″

Maximum cut-out dimension will allow 1/4″ reveal for doors and drawer fronts on full overlay for trim kit face clearance.

Door & Drawer Options

AF	CC	CG	GAMD	HC	IFHG	MC	MD	MFO	PRMD	SHMD	SPLITDR	SPLITDRWS
		✓	✓		✓		✓	✓	✓	✓	✓	

End Panel Options

AUTH	CSFPE	EXBK	EXDN	FL/FR	FPE	INTGE	IPE
✓	✓	✓			✓	✓	✓

Custom Modification Options

ADD_SHLF	ADDTK	ADRW	ATTTK	BVR	CBO	CCO	CFNTO	CFP	CFRMO	CLIP	CND	CSDGBK	DRWTK[1]	EX	EX_OL	FLUT[2]	FTK	ID
			✓		✓	✓	✓		✓	✓	✓	✓	✓	✓	✓	✓	✓	✓

IH[3]	IW[4]	MIP	OBRB	PFINBTMB	RD	RECTK	RH	ROSFLUT	RT	SCPDRW	TD	TKP	TVR	VTK	WS	WTCD	WTKCUP	WTR
✓	✓	✓	✓		✓	✓		✓	✓		✓		✓	✓	✓			✓

[1] Not available on units over 36″ wide and only available when used in conjunction with attach toekick modification.
[2] Not available with 6″ fluting.
[3] Not available on 96″ high.
[4] Not available on 39″ wide.

Oven Microwave Cabinets

BUILT-IN OVEN MICROWAVE CABINET, 84″ or 87″ HIGH, 24″ DEEP

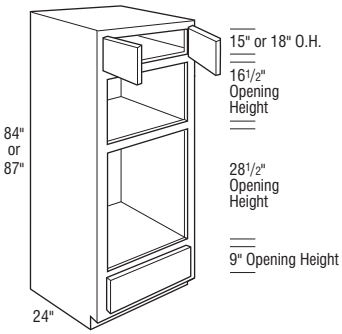

Specify appliance opening dimensions:

OMC_ _AC

Microwave/Single Oven

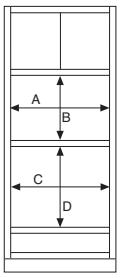

Appliance Opening Dimensions:

A _____

B _____

C _____

D _____

NOTE:

See chart for specific model appliance opening limitations.

Cabinet appliance openings may vary with modifications (i.e. clipped corner modification reduces maximum cut-out width by 3″ per clipped corner).

	Cubic Feet	1	2	3	4	5	6	7
OMC278424AC	37.4	2720	2852	2955	3120	3275	3581	3887
OMC308424AC	41.3	3242	3400	3519	3713	3912	4274	4636
OMC338424AC	45.2	3399	3567	3687	3895	4099	4481	4863
OMC368424AC	49.2	3737	3921	4058	4281	4511	4930	5349
OMC398424AC	53.1	3909	4099	4239	4479	4714	5153	5592
OMC278724AC	38.7	2954	3098	3210	3385	3555	3887	4219
OMC308724AC	42.8	3516	3687	3821	4028	4244	4637	5030
OMC338724AC	46.8	3651	3830	3966	4183	4401	4814	5227
OMC368724AC	50.9	4017	4213	4364	4601	4842	5295	5748
OMC398724AC	55.0	4196	4404	4561	4809	5061	5535	6009

- Specify cut-out size.
- When Beaded Inset is ordered, the cabinet should be ordered to the appropriate width using the 1/4″ width modification instead of using the piece-in or cut-out applications.
- Cabinet openings are subject to change based on the cut-out. Please review the acknowledged drawing.
- Increased Depths available in 1/4″ increments from 24 1/4″ to 30″.
- Reduced Depths available in 1/4″ increments from 12″ to 23 3/4″.
- Ordering Maximum Width Cut-out on cabinet will change end panel thickness from 1/2″ to 3/8″ for non-flush ends, and from 5/8″ to 1/2″ for flush ends.

Microwave	Standard Appliance Opening		Decreased Appliance Opening Width*		Increased Appliance Opening Width**		Appliance Opening Height***	
	Width (A)	Height (B)	Min. Width (A)	Max. Width (A)	Min. Width (A)	Max. Width (A)	Min. Height (B)	Max. Height (B)
OMC278424AC	24″	16 1/2″	12″	23 1/2″	24 1/16″	25 1/2″	14″	19 1/2″
OMC308424AC	27″	16 1/2″	15″	26 1/2″	27 1/16″	28 1/2″	14″	19 1/2″
OMC338424AC	30″	16 1/2″	18″	29 1/2″	30 1/16″	31 1/2″	14″	19 1/2″
OMC368424AC	33″	16 1/2″	21″	32 1/2″	33 1/16″	34 1/2″	14″	19 1/2″
OMC398424AC	36″	16 1/2″	24″	35 1/2″	36 1/16″	37 1/2″	14″	19 1/2″
OMC278724AC	24″	16 1/2″	12″	23 1/2″	24 1/16″	25 1/2″	14″	19 1/2″
OMC308724AC	27″	16 1/2″	15″	26 1/2″	27 1/16″	28 1/2″	14″	19 1/2″
OMC338724AC	30″	16 1/2″	18″	29 1/2″	30 1/16″	31 1/2″	14″	19 1/2″
OMC368724AC	33″	16 1/2″	21″	32 1/2″	33 1/16″	34 1/2″	14″	19 1/2″
OMC398724AC	36″	16 1/2″	24″	35 1/2″	36 1/16″	37 1/2″	14″	19 1/2″

*Decreased Appliance Opening Width can vary in 1/16″ increments by piecing in frame material.

**Increased Appliance Opening Width can vary in 1/16″ increments by cutting out the frame stiles.

***Appliance Opening Height could have a variance of 1/16″. By changing openings, it may require the door/drawer openings to change.

Oven	Standard Appliance Opening		Decreased Appliance Opening Width*		Increased Appliance Opening Width**		Appliance Opening Height***	
	Width (C)	Height (D)	Min. Width (C)	Max. Width (C)	Min. Width (C)	Max. Width (C)	Min. Height (D)	Max. Height (D)
OMC278424AC	24″	28 1/2″	12″	23 1/2″	24 1/16″	25 1/2″	25 1/2″	32 1/2″
OMC308424AC	27″	28 1/2″	15″	26 1/2″	27 1/16″	28 1/2″	25 1/2″	32 1/2″
OMC338424AC	30″	28 1/2″	18″	29 1/2″	30 1/16″	31 1/2″	25 1/2″	32 1/2″
OMC368424AC	33″	28 1/2″	21″	32 1/2″	33 1/16″	34 1/2″	25 1/2″	32 1/2″
OMC398424AC	36″	28 1/2″	24″	35 1/2″	36 1/16″	37 1/2″	25 1/2″	32 1/2″
OMC278724AC	24″	28 1/2″	12″	23 1/2″	24 1/16″	25 1/2″	25 1/2″	32 1/2″
OMC308724AC	27″	28 1/2″	15″	26 1/2″	27 1/16″	28 1/2″	25 1/2″	32 1/2″
OMC338724AC	30″	28 1/2″	18″	29 1/2″	30 1/16″	31 1/2″	25 1/2″	32 1/2″
OMC368724AC	33″	28 1/2″	21″	32 1/2″	33 1/16″	34 1/2″	25 1/2″	32 1/2″
OMC398724AC	36″	28 1/2″	24″	35 1/2″	36 1/16″	37 1/2″	25 1/2″	32 1/2″

Door & Drawer Options

AF	CC	CG	GAMD	HC	IFHG	MC	MD	MFO	PRMD	SHMD	SPLITDR	SPLITDRWS
		✓	✓		✓		✓	✓	✓	✓	✓	

End Panel Options

AUTH	CSFPE[1]	EXBK	EXDN	FL/FR	FPE	INTGE[1]	IPE[1]
✓	✓	✓		✓	✓	✓	✓

Custom Modification Options

ADD_SHLF	ADDTK	ADRW	ATTTK	BVR	CBO	CCO	CFNTO	CFP	CFRMO	CLIP	CND	CSDGBK	DRWTK[2]	EX	EX_OL	FLUT[3]	FTK	ID
					✓	✓	✓		✓	✓	✓	✓	✓	✓	✓	✓	✓	✓

IH	IW[4]	MIP	OBRB	PFINBTMB	RD	RECTK	RH	ROSFLUT	RT	SCPDRW	TD	TKP	TVR	VTK	WS	WTCD	WTKCUP	WTR
✓	✓	✓	✓		✓	✓		✓	✓		✓	✓	✓	✓	✓			✓

[1] Not available when cut-out width is greater than standard.
[2] Not available on units over 36″ wide.
[3] Not available with 6″ fluting.
[4] Not available on 39″ wide.

IH/RH availability charts starting on page G•40.
IW/RW availability charts starting on page G•46.

BUILT-IN OVEN MICROWAVE CABINET, 90″ HIGH, 24″ DEEP

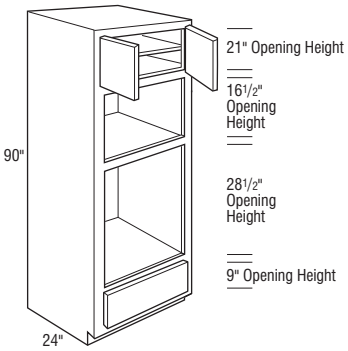

Specify appliance opening dimensions:

OMC_ _AC

Microwave/Single Oven

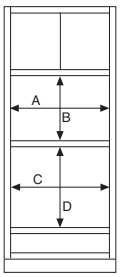

Appliance Opening Dimensions:

A _____

B _____

C _____

D _____

NOTE:

See chart for specific model appliance opening limitations.

Cabinet appliance openings may vary with modifications (i.e. clipped corner modification reduces maximum cut-out width by 3″ per clipped corner).

	Cubic Feet	1	2	3	4	5	6	7
OMC279024AC	40.0	3189	3343	3462	3651	3836	4193	4550
OMC309024AC	44.2	3792	3976	4119	4343	4575	5003	5431
OMC339024AC	48.4	3904	4096	4241	4471	4702	5143	5584
OMC369024AC	52.6	4293	4503	4666	4913	5169	5658	6147
OMC399024AC	56.8	4487	4708	4878	5137	5404	5916	6428

- Specify cut-out size.
- When Beaded Inset is ordered, the cabinet should be ordered to the appropriate width using the 1/4″ width modification instead of using the piece-in or cut-out applications.
- Cabinet openings are subject to change based on the cut-out. Please review the acknowledged drawing.
- 90″ high includes one adjustable shelf in upper section.
- Increased Depths available in 1/4″ increments from 24 1/4″ to 30″.
- Reduced Depths available in 1/4″ increments from 12″ to 23 3/4″.
- Ordering Maximum Width Cut-out on cabinet will change end panel thickness from 1/2″ to 3/8″ for non-flush ends, and from 5/8″ to 1/2″ for flush ends.

Microwave	Standard Appliance Opening		Decreased Appliance Opening Width*		Increased Appliance Opening Width**		Appliance Opening Height***	
	Width (A)	Height (B)	Min. Width (A)	Max. Width (A)	Min. Width (A)	Max. Width (A)	Min. Height (B)	Max. Height (B)
OMC279024AC	24″	16 1/2″	12″	23 1/2″	24 1/16″	25 1/2″	14″	19 1/2″
OMC309024AC	27″	16 1/2″	15″	26 1/2″	27 1/16″	28 1/2″	14″	19 1/2″
OMC339024AC	30″	16 1/2″	18″	29 1/2″	30 1/16″	31 1/2″	14″	19 1/2″
OMC369024AC	33″	16 1/2″	21″	32 1/2″	33 1/16″	34 1/2″	14″	19 1/2″
OMC399024AC	36″	16 1/2″	24″	35 1/2″	36 1/16″	37 1/2″	14″	19 1/2″

*Decreased Appliance Opening Width can vary in 1/16″ increments by piecing in frame material.

**Increased Appliance Opening Width can vary in 1/16″ increments by cutting out the frame stiles.

***Appliance Opening Height could have a variance of 1/16″. By changing openings, it may require the door/drawer openings to change.

Oven	Standard Appliance Opening		Decreased Appliance Opening Width*		Increased Appliance Opening Width**		Appliance Opening Height***	
	Width (C)	Height (D)	Min. Width (C)	Max. Width (C)	Min. Width (C)	Max. Width (C)	Min. Height (D)	Max. Height (D)
OMC279024AC	24″	28 1/2″	12″	23 1/2″	24 1/16″	25 1/2″	25 1/2″	32 1/2″
OMC309024AC	27″	28 1/2″	15″	26 1/2″	27 1/16″	28 1/2″	25 1/2″	32 1/2″
OMC339024AC	30″	28 1/2″	18″	29 1/2″	30 1/16″	31 1/2″	25 1/2″	32 1/2″
OMC369024AC	33″	28 1/2″	21″	32 1/2″	33 1/16″	34 1/2″	25 1/2″	32 1/2″
OMC399024AC	36″	28 1/2″	24″	35 1/2″	36 1/16″	37 1/2″	25 1/2″	32 1/2″

Door & Drawer Options

AF	CC	CG	GAMD	HC	IFHG	MC	MD	MFO	PRMD	SHMD	SPLITDR	SPLITDRWS
		✓	✓		✓		✓	✓	✓	✓	✓	

End Panel Options

AUTH	CSFPE[1]	EXBK	EXDN	FL/FR	FPE	INTGE[1]	IPE[1]
✓	✓	✓		✓	✓	✓	✓

Custom Modification Options

ADD_SHLF	ADDTK	ADRW	ATTTK	BVR	CBO	CCO	CFNTO	CFP	CFRMO	CLIP	CND	CSDGBK	DRWTK[2]	EX	EX_OL	FLUT[3]	FTK	ID
					✓	✓	✓		✓	✓	✓	✓	✓	✓	✓	✓	✓	✓

IH	IW[4]	MIP	OBRB	PFINBTMB	RD	RECTK	RH	ROSFLUT	RT	SCPDRW	TD	TKP	TVR	VTK	WS	WTCD	WTKCUP	WTR
✓	✓	✓	✓		✓	✓		✓	✓		✓	✓	✓	✓	✓			✓

[1] Not available when cut-out width is greater than standard.
[2] Not available on units over 36″ wide.
[3] Not available with 6″ fluting.
[4] Not available on 39″ wide.

Oven Microwave Cabinets

BUILT-IN OVEN MICROWAVE CABINET, 93″ or 96″ HIGH, 24″ DEEP

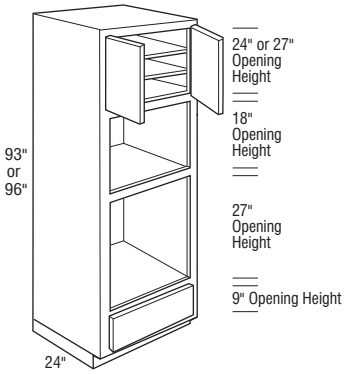

Specify appliance opening dimensions:

OMC_ _AC

Microwave/Single Oven

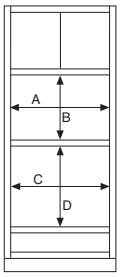

Appliance Opening Dimensions:

A _____

B _____

C _____

D _____

NOTE:

See chart for specific model appliance opening limitations.

Cabinet appliance openings may vary with modifications (i.e. clipped corner modification reduces maximum cut-out width by 3″ per clipped corner).

	Cubic Feet	1	2	3	4	5	6	7
OMC279324AC	41.3	3292	3452	3577	3773	3967	4338	4709
OMC309324AC	45.7	3919	4110	4260	4491	4731	5173	5615
OMC339324AC	50.0	4072	4273	4427	4669	4907	5370	5833
OMC369324AC	54.3	4480	4700	4867	5135	5398	5906	6414
OMC399324AC	58.7	4681	4911	5088	5368	5641	6173	6705

- Includes one adjustable shelf in upper section.

OMC279624AC	42.6	3399	3567	3687	3895	4099	4481	4863
OMC309624AC	47.1	4047	4246	4397	4637	4886	5341	5796
OMC339624AC	51.6	4243	4444	4609	4865	5112	5591	6070
OMC369624AC	56.1	4667	4892	5068	5352	5622	6151	6680
OMC399624AC	60.6	4879	5117	5297	5594	5878	6429	6980

- Includes two adjustable shelves in upper section.
- Flush Toekick modification not available in conjunction with Wide Top Rail unless loose Flush Toekick is specified.

Notes below apply to all products in section above:

- Specify cut-out size.
- When Beaded Inset is ordered, the cabinet should be ordered to the appropriate width using the 1/4″ width modification instead of using the piece-in or cut-out applications.
- Cabinet openings are subject to change based on the cut-out. Please review the acknowledged drawing.
- Shipped with loose toe space unless Attach Toekick or Flush Toekick is specified.
- Increased Depths available in 1/4″ increments from 24 1/4″ to 30″.
- Reduced Depths available in 1/4″ increments from 12″ to 23 3/4″.
- Ordering Maximum Width Cut-out on cabinet will change end panel thickness from 1/2″ to 3/8″ for non-flush ends, and from 5/8″ to 1/2″ for flush ends.

Microwave	Standard Appliance Opening		Decreased Appliance Opening Width*		Increased Appliance Opening Width**		Appliance Opening Height***	
	Width (A)	Height (B)	Min. Width (A)	Max. Width (A)	Min. Width (A)	Max. Width (A)	Min. Height (B)	Max. Height (B)
OMC279324AC	24″	18″	12″	23 1/2″	24 1/16″	25 1/2″	14″	19 1/2″
OMC309324AC	27″	18″	15″	26 1/2″	27 1/16″	28 1/2″	14″	19 1/2″
OMC339324AC	30″	18″	18″	29 1/2″	30 1/16″	31 1/2″	14″	19 1/2″
OMC369324AC	33″	18″	21″	32 1/2″	33 1/16″	34 1/2″	14″	19 1/2″
OMC399324AC	36″	18″	24″	35 1/2″	36 1/16″	37 1/2″	14″	19 1/2″
OMC279624AC	24″	18″	12″	23 1/2″	24 1/16″	25 1/2″	14″	19 1/2″
OMC309624AC	27″	18″	15″	26 1/2″	27 1/16″	28 1/2″	14″	19 1/2″
OMC339624AC	30″	18″	18″	29 1/2″	30 1/16″	31 1/2″	14″	19 1/2″
OMC369624AC	33″	18″	21″	32 1/2″	33 1/16″	34 1/2″	14″	19 1/2″
OMC399624AC	36″	18″	24″	35 1/2″	36 1/16″	37 1/2″	14″	19 1/2″

*Decreased Appliance Opening Width can vary in 1/16″ increments by piecing in frame material.

**Increased Appliance Opening Width can vary in 1/16″ increments by cutting out the frame stiles.

***Appliance Opening Height could have a variance of 1/16″. By changing openings, it may require the door/drawer openings to change.

Oven	Standard Appliance Opening		Decreased Appliance Opening Width*		Increased Appliance Opening Width**		Appliance Opening Height***	
	Width (C)	Height (D)	Min. Width (C)	Max. Width (C)	Min. Width (C)	Max. Width (C)	Min. Height (D)	Max. Height (D)
OMC279324AC	24″	27″	12″	23 1/2″	24 1/16″	25 1/2″	25 1/2″	32 1/2″
OMC309324AC	27″	27″	15″	26 1/2″	27 1/16″	28 1/2″	25 1/2″	32 1/2″
OMC339324AC	30″	27″	18″	29 1/2″	30 1/16″	31 1/2″	25 1/2″	32 1/2″
OMC369324AC	33″	27″	21″	32 1/2″	33 1/16″	34 1/2″	25 1/2″	32 1/2″
OMC399324AC	36″	27″	24″	35 1/2″	36 1/16″	37 1/2″	25 1/2″	32 1/2″
OMC279624AC	24″	27″	12″	23 1/2″	24 1/16″	25 1/2″	25 1/2″	32 1/2″
OMC309624AC	27″	27″	15″	26 1/2″	27 1/16″	28 1/2″	25 1/2″	32 1/2″
OMC339624AC	30″	27″	18″	29 1/2″	30 1/16″	31 1/2″	25 1/2″	32 1/2″
OMC369624AC	33″	27″	21″	32 1/2″	33 1/16″	34 1/2″	25 1/2″	32 1/2″
OMC399624AC	36″	27″	24″	35 1/2″	36 1/16″	37 1/2″	25 1/2″	32 1/2″

Door & Drawer Options

AF	CC	CG	GAMD	HC	IFHG	MC	MD	MFO	PRMD	SHMD	SPLITDR	SPLITDRWS
		✓	✓		✓		✓	✓	✓	✓	✓	

End Panel Options

AUTH	CSFPE[1]	EXBK	EXDN	FL/FR	FPE	INTGE[1]	IPE[1]
✓	✓	✓		✓	✓	✓	✓

Custom Modification Options

ADD_SHLF	ADDTK	ADRW	ATTTK	BVR	CBO	CCO	CFNTO	CFP	CFRMO	CLIP	CND	CSDGBK	DRWTK[2]	EX	EX_OL	FLUT[3]	FTK	ID
			✓		✓	✓	✓		✓	✓	✓	✓	✓	✓	✓	✓	✓	✓

IH	IW[4]	MIP	OBRB	PFINBTMB	RD	RECTK	RH	ROSFLUT	RT	SCPDRW	TD	TKP	TVR	VTK	WS	WTCD	WTKCUP	WTR
	✓	✓	✓		✓	✓		✓	✓		✓		✓	✓	✓			✓

[1] Not available when cut-out width is greater than standard.
[2] Not available on units over 36″ wide and only available when used in conjunction with attach toekick modification.
[3] Not available with 6″ fluting.
[4] Not available on 39″ wide.

IH/RH availability charts starting on page G•40.
IW/RW availability charts starting on page G•46.

BUILT-IN OVEN MICROWAVE CABINET, 102″ HIGH, 24″ DEEP

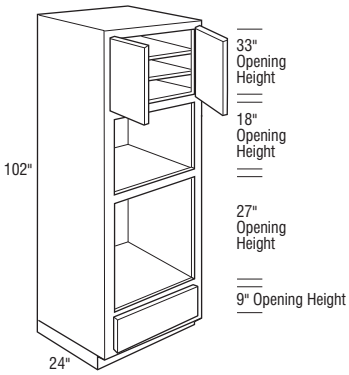

Specify appliance opening dimensions:

OMC_ _AC

Microwave/Single Oven

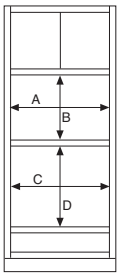

Appliance Opening Dimensions:

A _____

B _____

C _____

D _____

NOTE:

See chart for specific model appliance opening limitations.

Cabinet appliance openings may vary with modifications (i.e. clipped corner modification reduces maximum cut-out width by 3″ per clipped corner).

	Cubic Feet	1	2	3	4	5	6	7
OMC2710224AC	61.9	6069	6304	6471	6758	7041	7573	8105
OMC3010224AC	67.5	6970	7246	7455	7786	8134	8765	9396
OMC3310224AC	73.1	7240	7520	7749	8103	8445	9111	9777
OMC3610224AC	78.8	7830	8143	8386	8779	9154	9889	10624
OMC3910224AC	84.4	8124	8453	8704	9116	9510	10273	11036

- Specify cut-out size.
- When Beaded Inset is ordered, the cabinet should be ordered to the appropriate width using the 1/4″ width modification instead of using the piece-in or cut-out applications.
- Cabinet openings are subject to change based on the cut-out. Please review the acknowledged drawing.
- Two adjustable shelves in upper section.
- Shipped with loose toe space unless Attach Toekick or Flush Toekick is specified.
- Increased Depths available in 1/4″ increments from 24 1/4″ to 26″.
- Reduced Depths available in 1/4″ increments from 12″ to 23 3/4″.
- Finish Flushed Ends standard.

Microwave	Standard Appliance Opening		Decreased Appliance Opening Width*		Increased Appliance Opening Width**		Appliance Opening Height***	
	Width (A)	Height (B)	Min. Width (A)	Max. Width (A)	Min. Width (A)	Max. Width (A)	Min. Height (B)	Max. Height (B)
OMC2710224AC	24″	18″	12″	23 1/2″	24 1/16″	25″	14″	19 1/2″
OMC3010224AC	27″	18″	15″	26 1/2″	27 1/16″	28″	14″	19 1/2″
OMC3310224AC	30″	18″	18″	29 1/2″	30 1/16″	31″	14″	19 1/2″
OMC3610224AC	33″	18″	21″	32 1/2″	33 1/16″	34″	14″	19 1/2″
OMC3910224AC	36″	18″	24″	35 1/2″	36 1/16″	37″	14″	19 1/2″

*Decreased Appliance Opening Width can vary in 1/16″ increments by piecing in frame material.

**Increased Appliance Opening Width can vary in 1/16″ increments by cutting out the frame stiles.

***Appliance Opening Height could have a variance of 1/16″. By changing openings, it may require the door/drawer openings to change.

Oven	Standard Appliance Opening		Decreased Appliance Opening Width*		Increased Appliance Opening Width**		Appliance Opening Height***	
	Width (C)	Height (D)	Min. Width (C)	Max. Width (C)	Min. Width (C)	Max. Width (C)	Min. Height (D)	Max. Height (D)
OMC2710224AC	24″	27″	12″	23 1/2″	24 1/16″	25″	25 1/2″	32 1/2″
OMC3010224AC	27″	27″	15″	26 1/2″	27 1/16″	28″	25 1/2″	32 1/2″
OMC3310224AC	30″	27″	18″	29 1/2″	30 1/16″	31″	25 1/2″	32 1/2″
OMC3610224AC	33″	27″	21″	32 1/2″	33 1/16″	34″	25 1/2″	32 1/2″
OMC3910224AC	36″	27″	24″	35 1/2″	36 1/16″	37″	25 1/2″	32 1/2″

Door & Drawer Options

AF	CC	CG	GAMD	HC	IFHG	MC	MD	MFO	PRMD	SHMD[1]	SPLITDR	SPLITDRWS
		✓	✓		✓		✓	✓	✓	✓	✓	

End Panel Options

AUTH	CSFPE	EXBK[2]	EXDN	FL/FR	FPE	INTGE	IPE
✓		✓		✓			✓

Custom Modification Options

ADD_SHLF	ADDTK	ADRW	ATTTK	BVR	CBO	CCO	CFNTO	CFP	CFRMO	CLIP	CND	CSDGBK	DRWTK[3]	EX	EX_OL	FLUT[4]	FTK	ID
			✓		✓	✓	✓		✓		✓		✓	✓	✓	✓	✓	✓

IH	IW[5]	MIP	OBRB	PFINBTMB	RD	RECTK	RH	ROSFLUT[4]	RT	SCPDRW	TD	TKP	TVR	VTK	WS	WTCD	WTKCUP	WTR
✓	✓		✓		✓	✓	✓	✓	✓		✓	✓	✓	✓	✓			✓

[1] Only available on top section.
[2] This modification will allow the end to extend back to a maximum of 30″ deep.
[3] Not available on units over 36″ wide and only available when used in conjunction with attach toekick modification.
[4] Not available with 6″ fluting.
[5] Not available on 39″ wide.

Oven Microwave Cabinets

BUILT-IN OVEN MICROWAVE CABINET, 108″ HIGH, 24″ DEEP

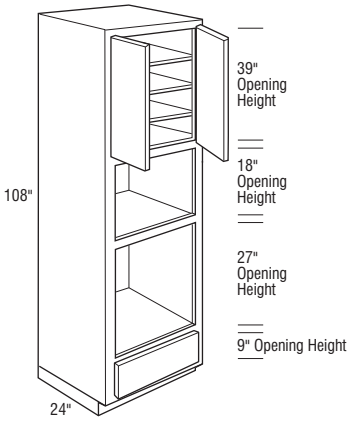

	Cubic Feet	1	2	3	4	5	6	7
OMC2710824AC	65.3	6738	6996	7181	7501	7816	8405	8994
OMC3010824AC	71.3	7736	8043	8274	8644	9030	9729	10428
OMC3310824AC	77.2	8036	8349	8601	8994	9375	10113	10851
OMC3610824AC	83.1	8691	9038	9308	9745	10161	10978	11795
OMC3910824AC	89.1	9018	9383	9663	10119	10556	11404	12252

- Specify cut-out size.
- When Beaded Inset is ordered, the cabinet should be ordered to the appropriate width using the 1/4″ width modification instead of using the piece-in or cut-out applications.
- Cabinet openings are subject to change based on the cut-out. Please review the acknowledged drawing.
- Three adjustable shelves in upper section.
- Shipped with loose toe space unless Attach Toekick or Flush Toekick is specified.
- Increased Depths available in 1/4″ increments from 24 1/4″ to 26″.
- Reduced Depths available in 1/4″ increments from 12″ to 23 3/4″.
- Finish Flushed Ends standard.

Microwave	Standard Appliance Opening		Decreased Appliance Opening Width*		Increased Appliance Opening Width**		Appliance Opening Height***	
	Width (A)	Height (B)	Min. Width (A)	Max. Width (A)	Min. Width (A)	Max. Width (A)	Min. Height (B)	Max. Height (B)
OMC2710824AC	24″	18″	12″	23 1/2″	24 1/16″	25″	14″	19 1/2″
OMC3010824AC	27″	18″	15″	26 1/2″	27 1/16″	28″	14″	19 1/2″
OMC3310824AC	30″	18″	18″	29 1/2″	30 1/16″	31″	14″	19 1/2″
OMC3610824AC	33″	18″	21″	32 1/2″	33 1/16″	34″	14″	19 1/2″
OMC3910824AC	36″	18″	24″	35 1/2″	36 1/16″	37″	14″	19 1/2″

*Decreased Appliance Opening Width can vary in 1/16″ increments by piecing in frame material.

**Increased Appliance Opening Width can vary in 1/16″ increments by cutting out the frame stiles.

***Appliance Opening Height could have a variance of 1/16″. By changing openings, it may require the door/drawer openings to change.

Oven	Standard Appliance Opening		Decreased Appliance Opening Width*		Increased Appliance Opening Width**		Appliance Opening Height***	
	Width (C)	Height (D)	Min. Width (C)	Max. Width (C)	Min. Width (C)	Max. Width (C)	Min. Height (D)	Max. Height (D)
OMC2710824AC	24″	27″	12″	23 1/2″	24 1/16″	25″	25 1/2″	32 1/2″
OMC3010824AC	27″	27″	15″	26 1/2″	27 1/16″	28″	25 1/2″	32 1/2″
OMC3310824AC	30″	27″	18″	29 1/2″	30 1/16″	31″	25 1/2″	32 1/2″
OMC3610824AC	33″	27″	21″	32 1/2″	33 1/16″	34″	25 1/2″	32 1/2″
OMC3910824AC	36″	27″	24″	35 1/2″	36 1/16″	37″	25 1/2″	32 1/2″

Specify appliance opening dimensions:

OMC_ _AC

Microwave/Single Oven

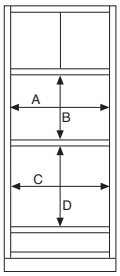

Appliance Opening Dimensions:

A _____

B _____

C _____

D _____

NOTE:

See chart for specific model appliance opening limitations.

Cabinet appliance openings may vary with modifications (i.e. clipped corner modification reduces maximum cut-out width by 3″ per clipped corner).

Door & Drawer Options

AF	CC	CG	GAMD	HC	IFHG	MC	MD	MFO	PRMD	SHMD	SPLITDR	SPLITDRWS
		✓	✓		✓		✓	✓	✓	✓	✓	

End Panel Options

AUTH	CSFPE	EXBK[1]	EXDN	FL/FR	FPE	INTGE	IPE
✓		✓		✓			✓

Custom Modification Options

ADD_SHLF	ADDTK	ADRW	ATTTK	BVR	CBO	CCO	CFNTO	CFP	CFRMO	CLIP	CND	CSDGBK	DRWTK[2]	EX	EX_OL	FLUT[3]	FTK	ID
			✓		✓	✓	✓		✓		✓		✓	✓	✓	✓	✓	✓

IH	IW[4]	MIP	OBRB	PFINBTMB	RD	RECTK	RH	ROSFLUT[3]	RT	SCPDRW	TD	TKP	TVR	VTK	WS	WTCD	WTKCUP	WTR
	✓		✓		✓	✓		✓	✓		✓	✓	✓	✓	✓			✓

[1] This modification will allow the end to extend back to a maximum of 30″ deep.
[2] Not available on units over 36″ wide and only available when used in conjunction with attach toekick modification.
[3] Not available with 6″ fluting.
[4] Not available on 39″ wide.

IH/RH availability charts starting on page G•40.
IW/RW availability charts starting on page G•46.

MICROWAVE and SINGLE OVEN TRIMMABLE CABINET, 84″, 87″, or 90″ HIGH, 24″ DEEP

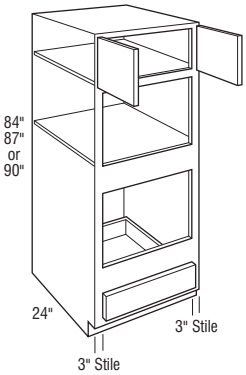

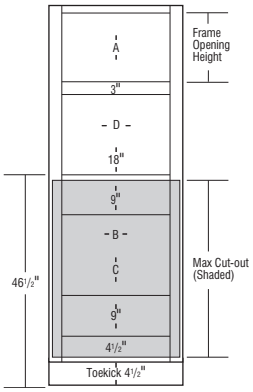

	Cubic Feet	1	2	3	4	5	6	7
OMC278424	37.4	2719	2851	2954	3119	3275	3580	3885
OMC308424	41.3	3241	3399	3518	3712	3911	4273	4635
OMC338424	45.2	3398	3566	3687	3894	4099	4481	4863
OMC368424	49.2	3736	3920	4057	4281	4510	4929	5348
OMC398424	52.4	3908	4099	4239	4478	4714	5152	5590
OMC278724	38.7	2953	3097	3209	3385	3555	3887	4219
OMC308724	42.8	3516	3687	3820	4028	4243	4636	5029
OMC338724	46.8	3650	3830	3966	4182	4401	4813	5225
OMC368724	50.9	4017	4213	4363	4601	4841	5294	5747
OMC398724	54.3	4196	4403	4561	4808	5060	5534	6008
OMC279024AH	42.6	3188	3343	3461	3650	3835	4192	4549
OMC309024AH	44.2	3791	3975	4118	4342	4574	5002	5430
OMC339024AH	48.4	3903	4096	4240	4470	4702	5142	5582
OMC369024AH	52.6	4293	4503	4665	4913	5168	5657	6146
OMC399024AH	56.1	4487	4708	4877	5136	5403	5915	6427

- AH represents upper section alignment with doors on 24″ or 27″ high cabinets.
- Includes one adjustable shelf in upper section.

Notes below apply to all products in section above:

- All top and bottom cross rails are 1 1/2″ wide.
- Cabinet installation kit will not be included when depth is modified.
- A cabinet installation kit will be provided.
- Oven cabinet cut-out is shaded in gray and is cut out on job site.
- Designed for use with separate built-in microwave above, built-in oven below.
- For built-in double ovens, see OCD cabinets.
- Increased Heights modification will increase the height of the upper cabinet section. The bottom section will retain its original height.

	A Frame Opening Height	B Cut-out Width		C Cut-out Height		D Frame Opening Width	Door Height (Upper Section)
		Min.	Max.	Min.	Max.		Full Overlay
OMC278424	15″	21″	25 1/2″	18″	39″	21″	17 1/2″
OMC308424	15″	24″	28 1/2″	18″	39″	24″	17 1/2″
OMC338424	15″	27″	31 1/2″	18″	39″	27″	17 1/2″
OMC368424	15″	30″	34 1/2″	18″	39″	30″	17 1/2″
OMC398424	15″	33″	37 1/2″	18″	39″	33″	17 1/2″
OMC278724	18″	21″	25 1/2″	18″	39″	21″	20 1/2″
OMC308724	18″	24″	28 1/2″	18″	39″	24″	20 1/2″
OMC338724	18″	27″	31 1/2″	18″	39″	27″	20 1/2″
OMC368724	18″	30″	34 1/2″	18″	39″	30″	20 1/2″
OMC398724	18″	33″	37 1/2″	18″	39″	33″	20 1/2″
OMC279024AH	21″	21″	25 1/2″	18″	39″	21″	23 1/2″
OMC309024AH	21″	24″	28 1/2″	18″	39″	24″	23 1/2″
OMC339024AH	21″	27″	31 1/2″	18″	39″	27″	23 1/2″
OMC369024AH	21″	30″	34 1/2″	18″	39″	30″	23 1/2″
OMC399024AH	21″	33″	37 1/2″	18″	39″	33″	23 1/2″

Maximum cut-out dimension will allow 1/4″ reveal for doors and drawer fronts on full overlay for trim kit face clearance.

Door & Drawer Options

AF	CC	CG	GAMD	HC	IFHG	MC	MD	MFO	PRMD	SHMD	SPLITDR	SPLITDRWS
		✓	✓		✓		✓	✓	✓	✓	✓	

End Panel Options

AUTH	CSFPE	EXBK	EXDN	FL/FR	FPE	INTGE	IPE
✓	✓	✓			✓	✓	✓

Custom Modification Options

ADD_SHLF	ADDTK	ADRW	ATTTK	BVR	CBO	CCO	CFNTO	CFP	CFRMO	CLIP	CND	CSDGBK	DRWTK[1]	EX	EX_OL	FLUT[2]	FTK	ID
					✓	✓	✓		✓	✓	✓	✓	✓	✓	✓	✓	✓	✓

IH	IW[3]	MIP	OBRB	PFINBTMB	RD	RECTK	RH	ROSFLUT	RT	SCPDRW	TD	TKP	TVR	VTK	WS	WTCD	WTKCUP	WTR
✓	✓	✓	✓		✓	✓		✓	✓		✓	✓	✓	✓	✓			✓

[1] Not available on units over 36″ wide.
[2] Not available with 6″ fluting.
[3] Not available on 39″ wide.

Oven Microwave Cabinets

MICROWAVE and SINGLE OVEN TRIMMABLE CABINET, 93″ or 96″ HIGH, 24″ DEEP

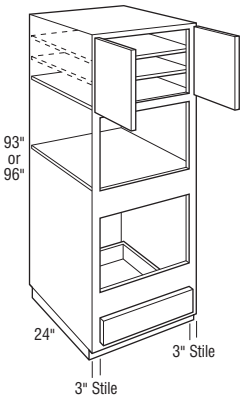

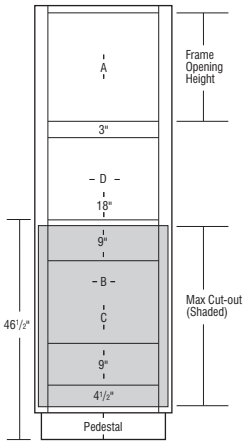

	Cubic Feet	1	2	3	4	5	6	7
OMC279324AH	41.3	3291	3451	3576	3772	3967	4338	4709
OMC309324AH	45.7	3918	4109	4259	4491	4730	5172	5614
OMC339324AH	50.0	4071	4272	4426	4668	4907	5369	5831
OMC369324AH	54.3	4479	4699	4866	5134	5397	5905	6413
OMC399324AH	57.9	4681	4910	5087	5367	5640	6172	6704

- AH represents upper section alignment with doors on 24″ or 27″ high cabinets.
- Includes one adjustable shelf in upper section.

OMC279624	46.2	3398	3566	3687	3894	4099	4481	4863
OMC309624	47.1	4046	4245	4396	4636	4886	5340	5794
OMC339624	51.6	4241	4443	4608	4863	5111	5590	6069
OMC369624	56.1	4666	4892	5067	5351	5621	6150	6679
OMC399624	59.8	4878	5116	5297	5594	5877	6427	6977

- Includes two adjustable shelves in upper section.
- Flush toekick option not available in conjunction with Wide Top Rail unless loose Flush Toekick is specified.

Notes below apply to all products in section above:

- Shipped with loose toekick unless ATTTK or Flush Toekick is specified.
- All top and bottom cross rails are 1 1/2″ wide.
- Cabinet installation kit will not be included when depth is modified.
- A cabinet installation kit will be provided.
- Oven cabinet cut-out is shaded in gray and is cut out on job site.
- Designed for use with separate built-in microwave above, built-in oven below.
- For built-in double ovens, see OCD cabinets.
- Increased Heights modification will increase the height of the upper cabinet section. The bottom section will retain its original height.

	A Frame Opening Height	B Cut-out Width		C Cut-out Height		D Frame Opening Width	Door Height (Upper Section)
		Min.	Max.	Min.	Max.		Full Overlay
OMC279324AH	24″	21″	25 1/2″	18″	39″	21″	26 1/2″
OMC309324AH	24″	24″	28 1/2″	18″	39″	24″	26 1/2″
OMC339324AH	24″	27″	31 1/2″	18″	39″	27″	26 1/2″
OMC369324AH	24″	30″	34 1/2″	18″	39″	30″	26 1/2″
OMC399324AH	24″	33″	37 1/2″	18″	39″	33″	26 1/2″
OMC279624	27″	21″	25 1/2″	18″	39″	21″	29 1/2″
OMC309624	27″	24″	28 1/2″	18″	39″	24″	29 1/2″
OMC339624	27″	27″	31 1/2″	18″	39″	27″	29 1/2″
OMC369624	27″	30″	34 1/2″	18″	39″	30″	29 1/2″
OMC399624	27″	33″	37 1/2″	18″	39″	33″	29 1/2″

Maximum cut-out dimension will allow 1/4″ reveal for doors and drawer fronts on full overlay for trim kit face clearance.

Door & Drawer Options

AF	CC	CG	GAMD	HC	IFHG	MC	MD	MFO	PRMD	SHMD	SPLITDR	SPLITDRWS
		✓	✓		✓		✓	✓	✓	✓	✓	

End Panel Options

AUTH	CSFPE	EXBK	EXDN	FL/FR	FPE	INTGE	IPE
✓	✓	✓			✓	✓	✓

Custom Modification Options

ADD_SHLF	ADDTK	ADRW	ATTTK	BVR	CBO	CCO	CFNTO	CFP	CFRMO	CLIP	CND	CSDGBK	DRWTK[1]	EX	EX_OL	FLUT[2]	FTK	ID
			✓		✓	✓	✓		✓	✓	✓	✓	✓	✓	✓	✓	✓	✓

IH[3]	IW[4]	MIP	OBRB	PFINBTMB	RD	RECTK	RH	ROSFLUT	RT	SCPDRW	TD	TKP	TVR	VTK	WS	WTCD	WTKCUP	WTR
✓	✓	✓	✓		✓	✓		✓	✓		✓		✓	✓	✓			✓

[1] Not available on units over 36″ wide and only available when used in conjunction with attach toekick modification.
[2] Not available with 6″ fluting.
[3] Not available on 96″ high.
[4] Not available on 39″ wide.

IH/RH availability charts starting on page G•40.
IW/RW availability charts starting on page G•46.

MICROWAVE and SINGLE OVEN TRIMMABLE CABINET with DEEP DRAWER, 84″, 87″, or 90″ HIGH, 24″ DEEP

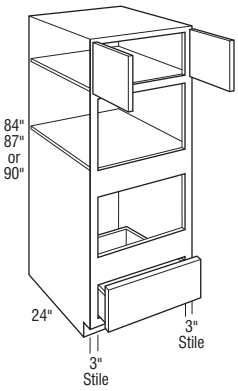

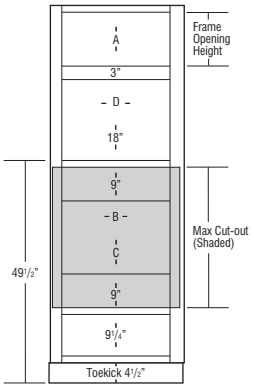

	Cubic Feet	1	2	3	4	5	6	7
OMC278424DD	37.4	3090	3242	3357	3540	3720	4068	4416
OMC308424DD	41.3	3665	3844	3981	4198	4411	4824	5237
OMC338424DD	45.2	4014	4210	4360	4597	4831	5283	5735
OMC368424DD	49.2	4513	4733	4902	5169	5432	5939	6446
OMC398424DD	53.2	4975	5218	5403	5697	5987	6547	7107
OMC278724DD	38.7	3384	3549	3675	3875	4072	4453	4834
OMC308724DD	42.8	3978	4172	4320	4556	4787	5236	5685
OMC338724DD	46.8	4408	4624	4787	5049	5306	5801	6296
OMC368724DD	50.9	4948	5190	5374	5666	5955	6512	7069
OMC398724DD	55.0	5461	5728	5931	6254	6571	7186	7801
OMC279024DD	40.0	3675	3855	3992	4209	4423	4837	5251
OMC309024DD	44.2	4288	4498	4657	4912	5161	5644	6127
OMC339024DD	48.4	4801	5036	5215	5499	5779	6319	6859
OMC369024DD	52.7	5381	5644	5844	6162	6476	7082	7688
OMC399024DD	56.9	5944	6234	6456	6808	7154	7823	8492

- All top and bottom cross rails are 1 1/2″ wide.
- For built-in appliance support, OCINSTALLKIT is included in 24″ deep oven cabinets.
- Oven cabinet cut-out is shaded in gray and is cut out on job site.
- Designed for use with separate built-in microwave above, built-in oven below.
- For built-in double ovens, see OCD cabinets.
- Cabinet installation kit will not be included when depth is modified.
- A cabinet installation kit will be provided.
- Increased Heights modification will increase the height of the upper cabinet section. The bottom section will retain its original height.
- Reduced Depths available in 1/4″ increments from 12″ to 23 3/4″.

	A Frame Opening Height	B Cut-out Width		C Cut-out Height		D Frame Opening Width	Door Height (Upper Section)
		Min.	Max.	Min.	Max.		Full Overlay
OMC278424DD	12″	21″	25 1/2″	16 1/4″	31 1/4″	21″	14 1/2″
OMC308424DD	12″	24″	28 1/2″	16 1/4″	31 1/4″	24″	14 1/2″
OMC338424DD	12″	27″	31 1/2″	16 1/4″	31 1/4″	27″	14 1/2″
OMC368424DD	12″	30″	34 1/2″	16 1/4″	31 1/4″	30″	14 1/2″
OMC398424DD	12″	33″	37 1/2″	16 1/4″	31 1/4″	33″	14 1/2″
OMC278724DD	15″	21″	25 1/2″	16 1/4″	31 1/4″	21″	17 1/2″
OMC308724DD	15″	24″	28 1/2″	16 1/4″	31 1/4″	24″	17 1/2″
OMC338724DD	15″	27″	31 1/2″	16 1/4″	31 1/4″	27″	17 1/2″
OMC368724DD	15″	30″	34 1/2″	16 1/4″	31 1/4″	30″	17 1/2″
OMC398724DD	15″	33″	37 1/2″	16 1/4″	31 1/4″	33″	17 1/2″
OMC279024DD	18″	21″	25 1/2″	16 1/4″	31 1/4″	21″	20 1/2″
OMC309024DD	18″	24″	28 1/2″	16 1/4″	31 1/4″	24″	20 1/2″
OMC339024DD	18″	27″	31 1/2″	16 1/4″	31 1/4″	27″	20 1/2″
OMC369024DD	18″	30″	34 1/2″	16 1/4″	31 1/4″	30″	20 1/2″
OMC399024DD	18″	33″	37 1/2″	16 1/4″	31 1/4″	33″	20 1/2″

Maximum cut-out dimension will allow 1/4″ reveal for doors and drawer fronts for trim kit face clearance.

Door & Drawer Options

AF	CC	CG	GAMD	HC	IFHG	MC	MD	MFO	PRMD	SHMD	SPLITDR	SPLITDRWS
		✓	✓		✓		✓	✓	✓	✓	✓	

End Panel Options

AUTH	CSFPE	EXBK	EXDN	FL/FR	FPE	INTGE	IPE
✓	✓	✓		✓	✓	✓	

Custom Modification Options

ADD_SHLF	ADDTK	ADRW	ATTTK	BVR	CBO	CCO	CFNTO	CFP	CFRMO	CLIP	CND	CSDGBK	DRWTK[1]	EX	EX_OL	FLUT[2]	FTK	ID
					✓	✓	✓		✓	✓	✓	✓	✓	✓	✓	✓	✓	✓

IH	IW[3]	MIP	OBRB	PFINBTMB	RD	RECTK	RH	ROSFLUT	RT	SCPDRW	TD	TKP	TVR	VTK	WS	WTCD	WTKCUP	WTR
✓	✓	✓	✓		✓	✓		✓	✓		✓	✓	✓	✓	✓			✓

[1] Not available on units over 36″ wide.
[2] Not available with 6″ fluting.
[3] Not available on 39″ wide.

Oven Microwave Cabinets

MICROWAVE and SINGLE OVEN TRIMMABLE CABINET with DEEP DRAWER, 93″ or 96″ HIGH, 24″ DEEP

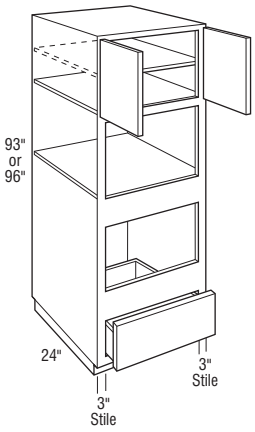

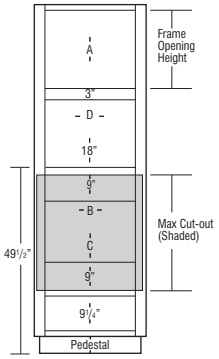

	Cubic Feet	1	2	3	4	5	6	7
OMC279324DDAH	41.3	4262	4471	4630	4882	5130	5610	6090
OMC309324DDAH	45.7	4909	5148	5331	5621	5907	6460	7013
OMC339324DDAH	50.0	5588	5861	6069	6399	6724	7354	7984
OMC369324DDAH	54.4	6244	6549	6782	7151	7515	8218	8921
OMC399324DDAH	58.7	6906	7244	7501	7909	8311	9090	9869
OMC279624DDAH	42.6	4262	4471	4630	4882	5130	5610	6090
OMC309624DDAH	47.1	4909	5148	5331	5621	5907	6460	7013
OMC339624DDAH	51.6	5588	5861	6069	6399	6724	7354	7984
OMC369624DDAH	56.1	6244	6549	6782	7151	7515	8218	8921
OMC399624DDAH	60.6	6906	7244	7501	7909	8311	9090	9869

- AH represents upper section alignment with doors on 24″ or 27″ high cabinets.
- Includes one adjustable shelf in upper section.
- Shipped with loose toekick unless ATTTK or Flush Toekick is specified.
- On the 96″ high, flush toekick option not available in conjunction with Wide Top Rail unless loose Flush Toekick is specified.
- All top and bottom cross rails are 1 1/2″ wide.
- For built-in appliance support, OCINSTALLKIT is included in 24″ deep oven cabinets.
- Oven cabinet cut-out is shaded in gray and is cut out on job site.
- Designed for use with separate built-in microwave above, built-in oven below.
- For built-in double ovens, see OCD cabinets.
- Cabinet installation kit will not be included when depth is modified.
- A cabinet installation kit will be provided.
- Increased Heights modification will increase the height of the upper cabinet section. The bottom section will retain its original height.
- Reduced Depths available in 1/4″ increments from 12″ to 23 3/4″.

	A	B		C		D	Door Height
	Frame Opening Height	Cut-out Width		Cut-out Height		Frame Opening Width	(Upper Section) Full Overlay
		Min.	Max.	Min.	Max.		
OMC279324DDAH	21"	21"	25 1/2"	16 1/4"	31 1/4"	21"	23 1/2"
OMC309324DDAH	21"	24"	28 1/2"	16 1/4"	31 1/4"	24"	23 1/2"
OMC339324DDAH	21"	27"	31 1/2"	16 1/4"	31 1/4"	27"	23 1/2"
OMC369324DDAH	21"	30"	34 1/2"	16 1/4"	31 1/4"	30"	23 1/2"
OMC399324DDAH	21"	33"	37 1/2"	16 1/4"	31 1/4"	33"	23 1/2"
OMC279624DDAH	24"	21"	25 1/2"	16 1/4"	31 1/4"	21"	26 1/2"
OMC309624DDAH	24"	24"	28 1/2"	16 1/4"	31 1/4"	24"	26 1/2"
OMC339624DDAH	24"	27"	31 1/2"	16 1/4"	31 1/4"	27"	26 1/2"
OMC369624DDAH	24"	30"	34 1/2"	16 1/4"	31 1/4"	30"	26 1/2"
OMC399624DDAH	24"	33"	37 1/2"	16 1/4"	31 1/4"	33"	26 1/2"

Maximum cut-out dimension will allow 1/4" reveal for doors and drawer fronts for trim kit face clearance.

Door & Drawer Options

AF	CC	CG	GAMD	HC	IFHG	MC	MD	MFO	PRMD	SHMD	SPLITDR	SPLITDRWS
		✓	✓		✓		✓	✓	✓	✓	✓	

End Panel Options

AUTH	CSFPE	EXBK	EXDN	FL/FR	FPE	INTGE	IPE
✓	✓	✓		✓	✓	✓	

Custom Modification Options

ADD_SHLF	ADDTK	ADRW	ATTTK	BVR	CBO	CCO	CFNTO	CFP	CFRMO	CLIP	CND	CSDGBK	DRWTK[1]	EX	EX_OL	FLUT[2]	FTK	ID
			✓		✓	✓	✓		✓	✓	✓	✓	✓	✓	✓	✓	✓	✓

IH[3]	IW[4]	MIP	OBRB	PFINBTMB	RD	RECTK	RH	ROSFLUT	RT	SCPDRW	TD	TKP	TVR	VTK	WS	WTCD	WTKCUP	WTR
✓	✓	✓	✓		✓	✓		✓	✓		✓		✓	✓	✓			✓

[1] Not available on units over 36″ wide and only available when used in conjunction with attach toekick modification.
[2] Not available with 6″ fluting.
[3] Not available on 96″ high.
[4] Not available on 39″ wide.

IH/RH availability charts starting on page G•40.
IW/RW availability charts starting on page G•46.

BUILT-IN SINGLE OVEN CABINET with DRAWERS, 84″, 87″, or 90″ HIGH, 24″ DEEP

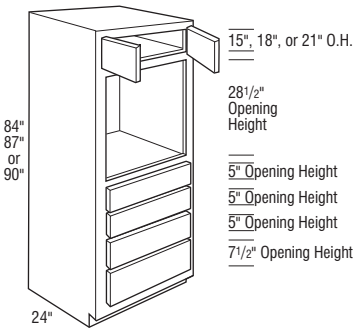

Specify appliance opening dimensions:

OCSD_ _AC
Single Oven with Drawers

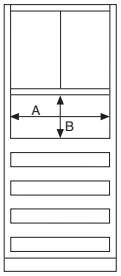

Appliance Opening Dimensions:
A _____
B _____

NOTE:
See chart for specific model appliance opening limitations.

Cabinet appliance openings may vary with modifications (i.e. clipped corner modification reduces maximum cut-out width by 3″ per clipped corner).

	Cubic Feet	1	2	3	4	5	6	7
OCSD278424AC	37.4	3254	3411	3528	3724	3966	4337	4708
OCSD308424AC	41.3	3566	3730	3867	4078	4296	4692	5088
OCSD338424AC	45.2	4061	4256	4296	4491	4926	5323	5720
OCSD368424AC	49.2	4469	4679	4724	4940	5417	5855	6293
OCSD398424AC	53.1	4672	4895	4940	5164	5664	6120	6576
OCSD278724AC	38.7	3389	3549	3651	3853	4183	4531	4879
OCSD308724AC	42.8	3707	3886	4022	4243	4479	4894	5309
OCSD338724AC	46.8	4133	4332	4433	4660	5032	5467	5902
OCSD368724AC	50.9	4546	4763	4878	5124	5536	6013	6490
OCSD398724AC	55.0	4753	4985	5100	5354	5786	6290	6794
OCSD279024AC	40.0	3519	3688	3775	3983	4395	4726	5057
OCSD309024AC	44.2	3847	4039	4181	4411	4663	5091	5519
OCSD339024AC	48.4	4201	4405	4572	4822	5139	5614	6089
OCSD369024AC	52.6	4623	4845	5028	5306	5654	6173	6692
OCSD399024AC	56.8	4832	5066	5260	5547	5912	6455	6998

- Specify cut-out size.
- When Beaded Inset is ordered, the cabinet should be ordered to the appropriate width using the 1/4″ width modification instead of using the piece-in or cut-out applications.
- Cabinet openings are subject to change based on the cut-out. Please review the acknowledged drawing.
- 90″ high includes one adjustable shelf in upper section.
- Increased Depths available in 1/4″ increments from 24 1/4″ to 30″.
- Reduced Depths available in 1/4″ increments from 12″ to 23 3/4″.
- Ordering Maximum Width Cut-out on cabinet will change end panel thickness from 1/2″ to 3/8″ for non-flush ends, and from 5/8″ to 1/2″ for flush ends.

	Standard Appliance Opening		Decreased Appliance Opening Width*		Increased Appliance Opening Width**		Appliance Opening Height***	
	Width (A)	Height (B)	Min. Width (A)	Max. Width (A)	Min. Width (A)	Max. Width (A)	Min. Height (B)	Max. Height (B)
OCSD278424AC	24″	28 1/2″	12″	23 1/2″	24 1/16″	25 1/2″	27″	32 1/2″
OCSD308424AC	27″	28 1/2″	15″	26 1/2″	27 1/16″	28 1/2″	27″	32 1/2″
OCSD338424AC	30″	28 1/2″	18″	29 1/2″	30 1/16″	31 1/2″	27″	32 1/2″
OCSD368424AC	33″	28 1/2″	21″	32 1/2″	33 1/16″	34 1/2″	27″	32 1/2″
OCSD398424AC	36″	28 1/2″	24″	35 1/2″	36 1/16″	37 1/2″	27″	32 1/2″
OCSD278724AC	24″	28 1/2″	12″	23 1/2″	24 1/16″	25 1/2″	27″	32 1/2″
OCSD308724AC	27″	28 1/2″	15″	26 1/2″	27 1/16″	28 1/2″	27″	32 1/2″
OCSD338724AC	30″	28 1/2″	18″	29 1/2″	30 1/16″	31 1/2″	27″	32 1/2″
OCSD368724AC	33″	28 1/2″	21″	32 1/2″	33 1/16″	34 1/2″	27″	32 1/2″
OCSD398724AC	36″	28 1/2″	24″	35 1/2″	36 1/16″	37 1/2″	27″	32 1/2″
OCSD279024AC	24″	28 1/2″	12″	23 1/2″	24 1/16″	25 1/2″	27″	32 1/2″
OCSD309024AC	27″	28 1/2″	15″	26 1/2″	27 1/16″	28 1/2″	27″	32 1/2″
OCSD339024AC	30″	28 1/2″	18″	29 1/2″	30 1/16″	31 1/2″	27″	32 1/2″
OCSD369024AC	33″	28 1/2″	21″	32 1/2″	33 1/16″	34 1/2″	27″	32 1/2″
OCSD399024AC	36″	28 1/2″	24″	35 1/2″	36 1/16″	37 1/2″	27″	32 1/2″

*Decreased Appliance Opening Width can vary in 1/16″ increments by piecing in frame material.

**Increased Appliance Opening Width can vary in 1/16″ increments by cutting out the frame stiles.

***Appliance Opening Height could have a variance of 1/16″. By changing openings, it may require the door/drawer openings to change.

Door & Drawer Options

AF	CC	CG	GAMD	HC	IFHG	MC	MD	MFO	PRMD	SHMD	SPLITDR	SPLITDRWS
		✓	✓		✓		✓	✓	✓	✓		

End Panel Options

AUTH	CSFPE[1]	EXBK	EXDN	FL/FR	FPE	INTGE[1]	IPE[1]
✓	✓	✓		✓	✓	✓	✓

Custom Modification Options

ADD_SHLF	ADDTK	ADRW	ATTTK	BVR	CBO	CCO	CFNTO	CFP	CFRMO	CLIP	CND	CSDGBK	DRWTK[2]	EX	EX_OL	FLUT[3]	FTK	ID
					✓	✓	✓		✓	✓	✓	✓	✓	✓	✓	✓	✓	✓

IH	IW[4]	MIP	OBRB	PFINBTMB	RD	RECTK	RH	ROSFLUT	RT	SCPDRW	TD	TKP	TVR	VTK	WS	WTCD	WTKCUP	WTR
✓	✓	✓	✓		✓	✓		✓	✓		✓	✓	✓	✓	✓			✓

[1] Not available when cut-out width is greater than standard.
[2] Not available on units over 36″ wide.
[3] Not available with 6″ fluting.
[4] Not available on 39″ wide.

Oven Cabinets

BUILT-IN SINGLE OVEN CABINET with DRAWERS, 93″ or 96″ HIGH, 24″ DEEP

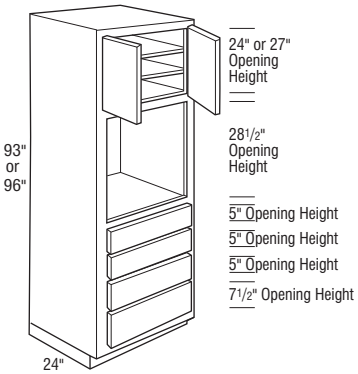

	Cubic Feet	1	2	3	4	5	6	7
OCSD279324AC	41.3	3639	3813	3927	4142	4475	4854	5233
OCSD309324AC	45.7	4024	4224	4376	4615	4886	5341	5796
OCSD339324AC	50.0	4383	4599	4762	5023	5370	5864	6358
OCSD369324AC	54.3	4822	5057	5236	5528	5907	6452	6997
OCSD399324AC	58.7	5043	5287	5477	5779	6177	6746	7315

- Includes one adjustable shelf in upper section.

OCSD279624AC	42.6	3756	3933	4080	4303	4555	4976	5397
OCSD309624AC	47.1	4199	4404	4571	4821	5107	5591	6075
OCSD339624AC	51.6	4568	4788	4953	5226	5597	6116	6635
OCSD369624AC	56.1	5022	5263	5448	5747	6156	6728	7300
OCSD399624AC	60.6	5254	5506	5695	6007	6436	7033	7630

- Includes two adjustable shelves in upper section.
- Flush Toekick modification not available in conjunction with Wide Top Rail, unless loose Flush Toekick is specified.

Notes below apply to all products in section above:

- Specify cut-out size.
- When Beaded Inset is ordered, the cabinet should be ordered to the appropriate width using the 1/4″ width modification instead of using the piece-in or cut-out applications.
- Cabinet openings are subject to change based on the cut-out. Please review the acknowledged drawing.
- Shipped with loose toe space unless Attach Toekick or Flush Toekick is specified.
- Increased Depths available in 1/4″ increments from 24 1/4″ to 30″.
- Reduced Depths available in 1/4″ increments from 12″ to 23 3/4″.
- Ordering Maximum Width Cut-out on cabinet will change end panel thickness from 1/2″ to 3/8″ for non-flush ends, and from 5/8″ to 1/2″ for flush ends.

Specify appliance opening dimensions:

OCSD_ _AC
Single Oven with Drawers

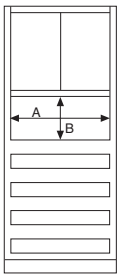

Appliance Opening Dimensions:
A _____
B _____

NOTE:
See chart for specific model appliance opening limitations.

Cabinet appliance openings may vary with modifications (i.e. clipped corner modification reduces maximum cut-out width by 3″ per clipped corner).

	Standard Appliance Opening		Decreased Appliance Opening Width*		Increased Appliance Opening Width**		Appliance Opening Height***	
	Width (A)	Height (B)	Min. Width (A)	Max. Width (A)	Min. Width (A)	Max. Width (A)	Min. Height (B)	Max. Height (B)
OCSD279324AC	24″	28 1/2″	12″	23 1/2″	24 1/16″	25 1/2″	27″	32 1/2″
OCSD309324AC	27″	28 1/2″	15″	26 1/2″	27 1/16″	28 1/2″	27″	32 1/2″
OCSD339324AC	30″	28 1/2″	18″	29 1/2″	30 1/16″	31 1/2″	27″	32 1/2″
OCSD369324AC	33″	28 1/2″	21″	32 1/2″	33 1/16″	34 1/2″	27″	32 1/2″
OCSD399324AC	36″	28 1/2″	24″	35 1/2″	36 1/16″	37 1/2″	27″	32 1/2″
OCSD279624AC	24″	28 1/2″	12″	23 1/2″	24 1/16″	25 1/2″	27″	32 1/2″
OCSD309624AC	27″	28 1/2″	15″	26 1/2″	27 1/16″	28 1/2″	27″	32 1/2″
OCSD339624AC	30″	28 1/2″	18″	29 1/2″	30 1/16″	31 1/2″	27″	32 1/2″
OCSD369624AC	33″	28 1/2″	21″	32 1/2″	33 1/16″	34 1/2″	27″	32 1/2″
OCSD399624AC	36″	28 1/2″	24″	35 1/2″	36 1/16″	37 1/2″	27″	32 1/2″

*Decreased Appliance Opening Width can vary in 1/16″ increments by piecing in frame material.

**Increased Appliance Opening Width can vary in 1/16″ increments by cutting out the frame stiles.

***Appliance Opening Height could have a variance of 1/16″. By changing openings, it may require the door/drawer openings to change.

Door & Drawer Options

AF	CC	CG	GAMD	HC	IFHG	MC	MD	MFO	PRMD	SHMD	SPLITDR	SPLITDRWS
		✓	✓		✓		✓	✓	✓	✓		

End Panel Options

AUTH	CSFPE[1]	EXBK	EXDN	FL/FR	FPE	INTGE[1]	IPE[1]
✓	✓	✓		✓	✓	✓	✓

Custom Modification Options

ADD_SHLF	ADDTK	ADRW	ATTTK	BVR	CBO	CCO	CFNTO	CFP	CFRMO	CLIP	CND	CSDGBK	DRWTK[2]	EX	EX_OL	FLUT[3]	FTK	ID
			✓		✓	✓	✓		✓	✓	✓	✓	✓	✓	✓	✓	✓	✓

IH	IW[4]	MIP	OBRB	PFINBTMB	RD	RECTK	RH	ROSFLUT	RT	SCPDRW	TD	TKP	TVR	VTK	WS	WTCD	WTKCUP	WTR
	✓	✓	✓		✓	✓		✓	✓		✓		✓	✓	✓			✓

[1] Not available when cut-out width is greater than standard.
[2] Not available on units over 36″ wide when used in conjunction with attach toekick modification.
[3] Not available with 6″ fluting.
[4] Not available on 39″ wide.

IH/RH availability charts starting on page G•40.
IW/RW availability charts starting on page G•46.

BUILT-IN SINGLE OVEN CABINET with DRAWERS, 102″ HIGH, 24″ DEEP

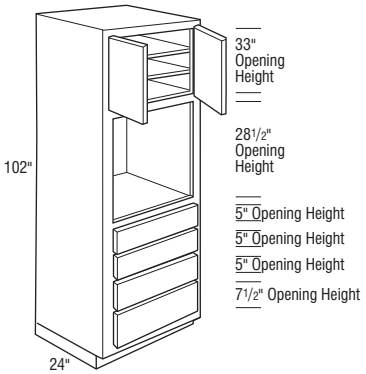

Specify appliance opening dimensions:

OCSD_ _AC
Single Oven with Drawers

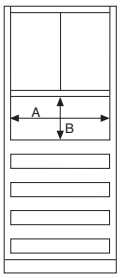

Appliance Opening Dimensions:
A _____
B _____

NOTE:
See chart for specific model appliance opening limitations.

Cabinet appliance openings may vary with modifications (i.e. clipped corner modification reduces maximum cut-out width by 3″ per clipped corner).

	Cubic Feet	1	2	3	4	5	6	7
OCSD2710224AC	61.9	6566	6813	7015	7325	7674	8259	8844
OCSD3010224AC	67.5	7180	7464	7696	8043	8440	9111	9782
OCSD3310224AC	73.1	7691	7998	8226	8605	9119	9840	10561
OCSD3610224AC	78.8	8321	8656	8913	9328	9895	10689	11483
OCSD3910224AC	84.4	8643	8993	9256	9688	10284	11111	11938

- Specify cut-out size.
- When Beaded Inset is ordered, the cabinet should be ordered to the appropriate width using the 1/4″ width modification instead of using the piece-in or cut-out applications.
- Cabinet openings are subject to change based on the cut-out. Please review the acknowledged drawing.
- Two adjustable shelves in upper section.
- Shipped with loose toe space unless Attach Toekick or Flush Toekick is specified.
- Increased Depths available in 1/4″ increments from 24 1/4″ to 26″.
- Reduced Depths available in 1/4″ increments from 12″ to 23 3/4″.
- Finish Flushed Ends standard.

	Standard Appliance Opening		Decreased Appliance Opening Width*		Increased Appliance Opening Width**		Appliance Opening Height***	
	Width (A)	Height (B)	Min. Width (A)	Max. Width (A)	Min. Width (A)	Max. Width (A)	Min. Height (B)	Max. Height (B)
OCSD2710224AC	24″	28 1/2″	12″	23 1/2″	24 1/16″	25″	27″	32 1/2″
OCSD3010224AC	27″	28 1/2″	15″	26 1/2″	27 1/16″	28″	27″	32 1/2″
OCSD3310224AC	30″	28 1/2″	18″	29 1/2″	30 1/16″	31″	27″	32 1/2″
OCSD3610224AC	33″	28 1/2″	21″	32 1/2″	33 1/16″	34″	27″	32 1/2″
OCSD3910224AC	36″	28 1/2″	24″	35 1/2″	36 1/16″	37″	27″	32 1/2″

*Decreased Appliance Opening Width can vary in 1/16″ increments by piecing in frame material.

**Increased Appliance Opening Width can vary in 1/16″ increments by cutting out the frame stiles.

***Appliance Opening Height could have a variance of 1/16″. By changing openings, it may require the door/drawer openings to change.

Door & Drawer Options

AF	CC	CG	GAMD	HC	IFHG	MC	MD	MFO	PRMD	SHMD	SPLITDR	SPLITDRWS
		✓	✓		✓		✓	✓	✓	✓		

End Panel Options

AUTH	CSFPE	EXBK[1]	EXDN	FL/FR	FPE	INTGE	IPE
✓		✓		✓			✓

Custom Modification Options

ADD_SHLF	ADDTK	ADRW	ATTTK	BVR	CBO	CCO	CFNTO	CFP	CFRMO	CLIP	CND	CSDGBK	DRWTK[2]	EX	EX_OL	FLUT[3]	FTK	ID
			✓		✓	✓	✓		✓		✓		✓	✓	✓	✓	✓	✓

IH	IW[4]	MIP	OBRB	PFINBTMB	RD	RECTK	RH	ROSFLUT[3]	RT	SCPDRW	TD	TKP	TVR	VTK	WS	WTCD	WTKCUP	WTR
✓	✓		✓		✓	✓	✓	✓	✓		✓	✓	✓	✓	✓			✓

[1] This modification will allow the end to extend back to a maximum of 30″ deep.
[2] Not available on units over 36″ wide and only available when used in conjunction with attach toekick modification.
[3] Not available with 6″ fluting.
[4] Not available on 39″ wide.

Oven Cabinets

BUILT-IN SINGLE OVEN CABINET with DRAWERS, 108″ HIGH, 24″ DEEP

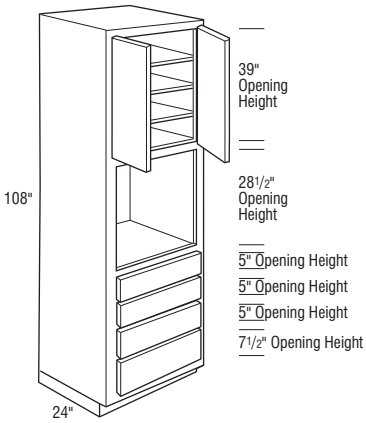

	Cubic Feet	1	2	3	4	5	6	7
OCSD2710824AC	65.3	7289	7561	7788	8130	8520	9168	9816
OCSD3010824AC	71.3	7970	8285	8543	8928	9370	10113	10856
OCSD3310824AC	77.2	8538	8878	9130	9551	10123	10921	11719
OCSD3610824AC	83.1	9238	9609	9893	10354	10984	11864	12744
OCSD3910824AC	89.1	9594	9983	10274	10753	11415	12334	13253

- Specify cut-out size.
- When Beaded Inset is ordered, the cabinet should be ordered to the appropriate width using the 1/4″ width modification instead of using the piece-in or cut-out applications.
- Cabinet openings are subject to change based on the cut-out. Please review the acknowledged drawing.
- Three adjustable shelves in upper section.
- Shipped with loose toe space unless Attach Toekick or Flush Toekick is specified.
- Increased Depths available in 1/4″ increments from 24 1/4″ to 26″.
- Reduced Depths available in 1/4″ increments from 12″ to 23 3/4″.
- Finish Flushed Ends standard.

	Standard Appliance Opening		Decreased Appliance Opening Width*		Increased Appliance Opening Width**		Appliance Opening Height***	
	Width (A)	Height (B)	Min. Width (A)	Max. Width (A)	Min. Width (A)	Max. Width (A)	Min. Height (B)	Max. Height (B)
OCSD2710824AC	24″	28 1/2″	12″	23 1/2″	24 1/16″	25″	27″	32 1/2″
OCSD3010824AC	27″	28 1/2″	15″	26 1/2″	27 1/16″	28″	27″	32 1/2″
OCSD3310824AC	30″	28 1/2″	18″	29 1/2″	30 1/16″	31″	27″	32 1/2″
OCSD3610824AC	33″	28 1/2″	21″	32 1/2″	33 1/16″	34″	27″	32 1/2″
OCSD3910824AC	36″	28 1/2″	24″	35 1/2″	36 1/16″	37″	27″	32 1/2″

*Decreased Appliance Opening Width can vary in 1/16″ increments by piecing in frame material.

**Increased Appliance Opening Width can vary in 1/16″ increments by cutting out the frame stiles.

***Appliance Opening Height could have a variance of 1/16″. By changing openings, it may require the door/drawer openings to change.

Specify appliance opening dimensions:

OCSD_ _AC
Single Oven with Drawers

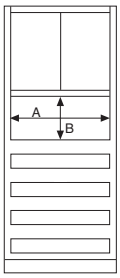

Appliance Opening Dimensions:
A _____
B _____

NOTE:
See chart for specific model appliance opening limitations.

Cabinet appliance openings may vary with modifications (i.e. clipped corner modification reduces maximum cut-out width by 3″ per clipped corner).

Door & Drawer Options

AF	CC	CG	GAMD	HC	IFHG	MC	MD	MFO	PRMD	SHMD	SPLITDR	SPLITDRWS
		✓	✓		✓		✓	✓	✓	✓		

End Panel Options

AUTH	CSFPE	EXBK[1]	EXDN	FL/FR	FPE	INTGE	IPE
✓		✓		✓			✓

Custom Modification Options

ADD_SHLF	ADDTK	ADRW	ATTTK	BVR	CBO	CCO	CFNTO	CFP	CFRMO	CLIP	CND	CSDGBK	DRWTK[2]	EX	EX_OL	FLUT[3]	FTK	ID
			✓		✓	✓	✓		✓		✓		✓	✓	✓	✓	✓	✓

IH	IW[4]	MIP	OBRB	PFINBTMB	RD	RECTK	RH	ROSFLUT[3]	RT	SCPDRW	TD	TKP	TVR	VTK	WS	WTCD	WTKCUP	WTR
✓	✓		✓		✓	✓		✓	✓		✓	✓	✓	✓	✓			✓

[1] This modification will allow the end to extend back to a maximum of 30″ deep.
[2] Not available on units over 36″ wide and only available when used in conjunction with attach toekick modification.
[3] Not available with 6″ fluting.
[4] Not available on 39″ wide.

IH/RH availability charts starting on page G•40.
IW/RW availability charts starting on page G•46.

DOUBLE OVEN TRIMMABLE CABINET, 84″, 87″, or 90″ HIGH, 24″ DEEP

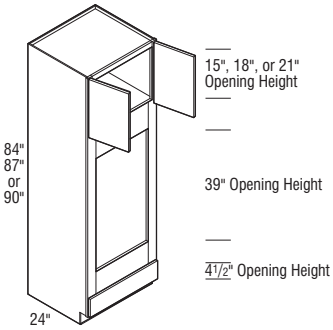

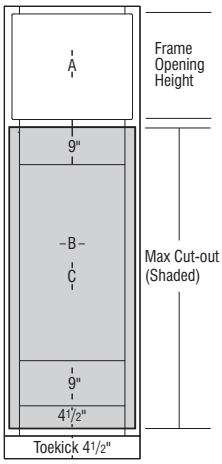

	Cubic Feet	1	2	3	4	5	6	7
OCD278424	37.0	2522	2642	2745	2895	3034	3314	3594
OCD308424	40.8	2966	3120	3229	3409	3583	3915	4247
OCD338424	44.7	3622	3799	3936	4157	4373	4778	5183
OCD368424	48.6	3985	4180	4333	4571	4809	5257	5705
OCD398424	52.4	4165	4371	4529	4776	5025	5495	5965
OCD278724	38.3	2669	2793	2895	3055	3204	3504	3804
OCD308724	42.3	3141	3297	3415	3601	3786	4140	4494
OCD338724	46.3	3778	3966	4107	4333	4567	4989	5411
OCD368724	50.3	4160	4363	4517	4763	5020	5488	5956
OCD398724	54.3	4344	4562	4723	4985	5251	5735	6219
OCD279024AH	39.6	2811	2943	3048	3220	3376	3688	4000
OCD309024AH	43.7	3314	3476	3597	3792	3992	4365	4738
OCD339024AH	47.8	3934	4130	4277	4510	4757	5199	5641
OCD369024AH	52.0	4330	4540	4705	4960	5230	5719	6208
OCD399024AH	56.1	4526	4749	4918	5188	5467	5977	6487

- AH represents upper section alignment with doors on 24″ or 27″ high cabinets.
- 90″ high includes one adjustable shelf in upper section.
- For built-in double oven applications, remove drawer as needed.
- All top and bottom cross rails are 1 1/2″ wide.
- Cabinet installation kit will not be included when depth is modified.
- A cabinet installation kit will be provided.
- Oven cabinet cut-out is shaded in gray and is cut out on job site.
- Increased Heights modification will increase the height of the upper cabinet section. The bottom section will retain its original height.

	A Frame Opening Height	B Cut-out Width		C Cut-out Height		Door Height (Upper Section)
		Min.	Max.	Min.	Max.	Full Overlay
OCD278424	15″	21″	25 1/2″	39″	60″	17 9/16″
OCD308424	15″	24″	28 1/2″	39″	60″	17 9/16″
OCD338424	15″	27″	31 1/2″	39″	60″	17 9/16″
OCD368424	15″	30″	34 1/2″	39″	60″	17 9/16″
OCD398424	15″	33″	37 1/2″	39″	60″	17 9/16″
OCD278724	18″	21″	25 1/2″	39″	60″	20 9/16″
OCD308724	18″	24″	28 1/2″	39″	60″	20 9/16″
OCD338724	18″	27″	31 1/2″	39″	60″	20 9/16″
OCD368724	18″	30″	34 1/2″	39″	60″	20 9/16″
OCD398724	18″	33″	37 1/2″	39″	60″	20 9/16″
OCD279024AH	21″	21″	25 1/2″	39″	60″	23 9/16″
OCD309024AH	21″	24″	28 1/2″	39″	60″	23 9/16″
OCD339024AH	21″	27″	31 1/2″	39″	60″	23 9/16″
OCD369024AH	21″	30″	34 1/2″	39″	60″	23 9/16″
OCD399024AH	21″	33″	37 1/2″	39″	60″	23 9/16″

Maximum cut-out dimension will allow 1/4″ reveal for doors and drawer fronts on full overlay for trim kit face clearance.

Door & Drawer Options

AF	CC	CG	GAMD	HC	IFHG	MC	MD	MFO	PRMD	SHMD	SPLITDR	SPLITDRWS
		✓	✓		✓		✓	✓	✓	✓	✓	

End Panel Options

AUTH	CSFPE	EXBK	EXDN	FL/FR	FPE	INTGE	IPE
✓	✓	✓			✓	✓	✓

Custom Modification Options

ADD_SHLF	ADDTK	ADRW	ATTTK	BVR	CBO	CCO	CFNTO	CFP	CFRMO	CLIP	CND	CSDGBK	DRWTK[1]	EX	EX_OL	FLUT[2]	FTK	ID
					✓	✓	✓		✓	✓	✓	✓	✓	✓	✓	✓	✓	✓

IH	IW[3]	MIP	OBRB	PFINBTMB	RD	RECTK	RH	ROSFLUT	RT	SCPDRW	TD	TKP	TVR	VTK	WS	WTCD	WTKCUP	WTR
✓	✓	✓	✓		✓	✓		✓	✓		✓	✓	✓	✓	✓			✓

[1] Not available on units over 36″ wide.
[2] Not available with 6″ fluting.
[3] Only available on 39″ wide.

Oven Cabinets

DOUBLE OVEN TRIMMABLE CABINET, 93″ or 96″ HIGH, 24″ DEEP

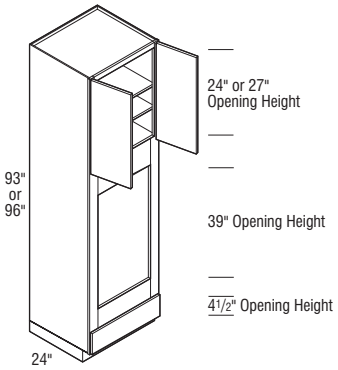

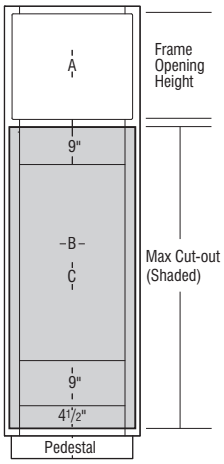

	Cubic Feet	1	2	3	4	5	6	7
OCD279324AH	40.9	2979	3124	3238	3414	3583	3915	4247
OCD309324AH	45.1	3514	3687	3819	4025	4239	4631	5023
OCD339324AH	49.4	4127	4328	4481	4726	4974	5437	5900
OCD369324AH	53.7	4539	4760	4929	5199	5471	5982	6493
OCD399324AH	57.9	4745	4976	5153	5435	5721	6254	6787

- AH represents upper section alignment with doors on 24″ or 27″ high cabinets.
- Upper section has one full depth adjustable shelf.

OCD279624	42.2	3143	3306	3422	3608	3791	4141	4491
OCD309624	46.6	3715	3900	4038	4257	4483	4899	5315
OCD339624	51.0	4314	4525	4686	4941	5192	5678	6164
OCD369624	55.4	4747	4976	5153	5436	5714	6246	6778
OCD399624	59.8	4962	5204	5390	5682	5971	6531	7091

- Includes two adjustable shelves in upper section.
- Flush toekick option not available in conjunction with Wide Top Rail unless loose Flush Toekick is specified.

Notes below apply to all products in section above:

- Shipped with loose toekick unless ATTTK or Flush Toekick is specified.
- For built-in double oven applications, remove drawers as needed.
- All top and bottom cross rails are 1 1/2″ wide.
- Cabinet installation kit will not be included when depth is modified.
- A cabinet installation kit will be provided.
- Oven cabinet cut-out is shaded in gray and is cut out on job site.
- Increased Heights modification will increase the height of the upper cabinet section. The bottom section will retain its original height.

	A Frame Opening Height	B Cut-out Width		C Cut-out Height		Door Height (Upper Section)
		Min.	Max.	Min.	Max.	Full Overlay
OCD279324AH	24″	21″	25 1/2″	39″	60″	26 9/16″
OCD309324AH	24″	24″	28 1/2″	39″	60″	26 9/16″
OCD339324AH	24″	27″	31 1/2″	39″	60″	26 9/16″
OCD369324AH	24″	30″	34 1/2″	39″	60″	26 9/16″
OCD399324AH	24″	33″	37 1/2″	39″	60″	26 9/16″
OCD279624	27″	21″	25 1/2″	39″	60″	29 9/16″
OCD309624	27″	24″	28 1/2″	39″	60″	29 9/16″
OCD339624	27″	27″	31 1/2″	39″	60″	29 9/16″
OCD369624	27″	30″	34 1/2″	39″	60″	29 9/16″
OCD399624	27″	33″	37 1/2″	39″	60″	29 9/16″

Maximum cut-out dimension will allow 1/4″ reveal for doors and drawer fronts on full overlay for trim kit face clearance.

Door & Drawer Options

AF	CC	CG	GAMD	HC	IFHG	MC	MD	MFO	PRMD	SHMD	SPLITDR	SPLITDRWS
		✓	✓		✓		✓	✓	✓	✓	✓	

End Panel Options

AUTH	CSFPE	EXBK	EXDN	FL/FR	FPE	INTGE	IPE
✓	✓	✓			✓	✓	✓

Custom Modification Options

ADD_SHLF	ADDTK	ADRW	ATTTK	BVR	CBO	CCO	CFNTO	CFP	CFRMO	CLIP	CND	CSDGBK	DRWTK[1]	EX	EX_OL	FLUT[2]	FTK	ID
			✓		✓	✓	✓		✓	✓	✓	✓	✓	✓	✓	✓	✓	✓

IH[3]	IW[4]	MIP	OBRB	PFINBTMB	RD	RECTK	RH	ROSFLUT	RT	SCPDRW	TD	TKP	TVR	VTK	WS	WTCD	WTKCUP	WTR
✓	✓	✓	✓		✓	✓		✓	✓		✓		✓	✓	✓			✓

[1] Not available on units over 36″ wide and only available when used in conjunction with attach toekick modification.
[2] Not available with 6″ fluting.
[3] Not available on 96″ high.
[4] Not available on 39″ wide.

IH/RH availability charts starting on page G•40.
IW/RW availability charts starting on page G•46.

SINGLE OVEN TRIMMABLE CABINET with DRAWERS, 84″, 87″, or 90″ HIGH, 24″ DEEP

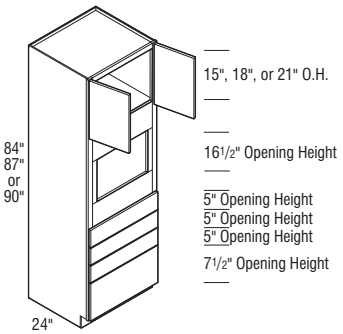

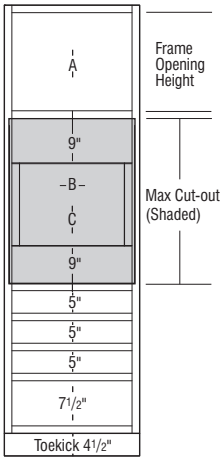

	Cubic Feet	1	2	3	4	5	6	7
OCSD278424	37.4	3254	3410	3528	3723	3966	4336	4706
OCSD308424	41.3	3565	3729	3866	4077	4296	4692	5088
OCSD338424	45.2	4060	4255	4296	4491	4925	5322	5719
OCSD368424	49.2	4468	4678	4723	4939	5416	5855	6294
OCSD398424	52.4	4671	4894	4939	5163	5663	6119	6575
OCSD278724	38.7	3388	3549	3650	3852	4182	4530	4878
OCSD308724	42.8	3706	3886	4021	4241	4478	4893	5308
OCSD338724	46.8	4133	4331	4433	4659	5031	5466	5901
OCSD368724	50.9	4545	4762	4877	5123	5535	6011	6487
OCSD398724	54.3	4752	4984	5099	5353	5785	6289	6793
OCSD279024	40.0	3519	3688	3775	3983	4395	4726	5057
OCSD309024	44.2	3847	4039	4181	4411	4663	5091	5519
OCSD339024	48.4	4201	4405	4572	4822	5139	5614	6089
OCSD369024	52.6	4623	4845	5028	5306	5654	6173	6692
OCSD399024	56.1	4832	5066	5260	5547	5912	6455	6998

- 90″ high includes one full depth adjustable shelf in upper section.
- All top and bottom cross rails are 1 1/2″ wide.
- Cabinet installation kit will not be included when depth is modified.

	A Frame Opening Height	B Cut-out Width		C Cut-out Height		Door Height (Upper Section)
		Min.	Max.	Min.	Max.	Full Overlay
OCSD278424	15″	21″	25″	16 1/2″	31 1/2″	17 9/16″
OCSD308424	15″	24″	28″	16 1/2″	31 1/2″	17 9/16″
OCSD338424	15″	27″	31″	16 1/2″	31 1/2″	17 9/16″
OCSD368424	15″	30″	34″	16 1/2″	31 1/2″	17 9/16″
OCSD398424	15″	33″	37″	16 1/2″	31 1/2″	17 9/16″
OCSD278724	18″	21″	25″	16 1/2″	31 1/2″	20 9/16″
OCSD308724	18″	24″	28″	16 1/2″	31 1/2″	20 9/16″
OCSD338724	18″	27″	31″	16 1/2″	31 1/2″	20 9/16″
OCSD368724	18″	30″	34″	16 1/2″	31 1/2″	20 9/16″
OCSD398724	18″	33″	37″	16 1/2″	31 1/2″	20 9/16″
OCSD279024	21″	21″	25″	16 1/2″	31 1/2″	23 9/16″
OCSD309024	21″	24″	28″	16 1/2″	31 1/2″	23 9/16″
OCSD339024	21″	27″	31″	16 1/2″	31 1/2″	23 9/16″
OCSD369024	21″	30″	34″	16 1/2″	31 1/2″	23 9/16″
OCSD399024	21″	33″	37″	16 1/2″	31 1/2″	23 9/16″

Maximum cut-out dimension will allow 1/4″ reveal for doors and drawer fronts on full overlay for trim kit face clearance.

Door & Drawer Options

AF	CC	CG	GAMD	HC	IFHG	MC	MD	MFO	PRMD	SHMD	SPLITDR	SPLITDRWS
		✓	✓		✓		✓	✓	✓	✓		

End Panel Options

AUTH	CSFPE	EXBK	EXDN	FL/FR	FPE	INTGE	IPE
✓	✓	✓			✓	✓	✓

Custom Modification Options

ADD_SHLF	ADDTK	ADRW	ATTTK	BVR	CBO	CCO	CFNTO	CFP	CFRMO	CLIP	CND	CSDGBK	DRWTK[1]	EX	EX_OL	FLUT[2]	FTK	ID
					✓	✓	✓		✓	✓	✓	✓	✓	✓	✓	✓	✓	✓

IH	IW[3]	MIP	OBRB	PFINBTMB	RD	RECTK	RH	ROSFLUT	RT	SCPDRW	TD	TKP	TVR	VTK	WS	WD	WTKCUP	WTR
✓	✓	✓	✓		✓	✓		✓	✓		✓	✓	✓	✓	✓			✓

[1] Not available on units over 36″ wide.
[2] Not available with 6″ fluting.
[3] Not available on 39″ wide.

Oven Cabinets

SINGLE OVEN TRIMMABLE CABINET with DRAWERS, 93″ or 96″ HIGH, 24″ DEEP

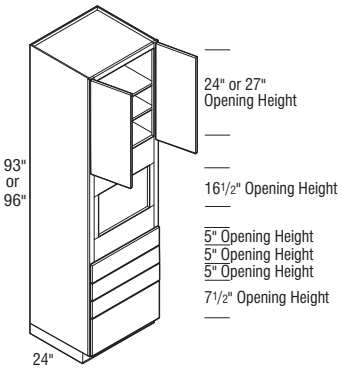

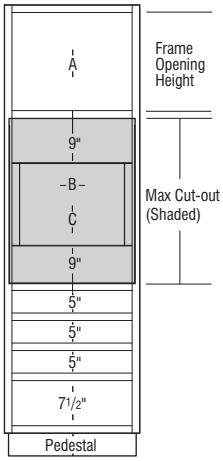

	Cubic Feet	1	2	3	4	5	6	7
OCSD279324	41.3	3639	3813	3927	4142	4475	4854	5233
OCSD309324	45.7	4024	4224	4376	4615	4886	5341	5796
OCSD339324	50.0	4383	4599	4762	5023	5370	5864	6358
OCSD369324	54.3	4822	5057	5236	5528	5907	6452	6997
OCSD399324	57.9	5043	5287	5477	5779	6177	6746	7315

- Includes one adjustable shelf in upper section.

OCSD279624	42.6	3756	3933	4080	4303	4555	4976	5397
OCSD309624	47.1	4198	4403	4571	4820	5107	5590	6073
OCSD339624	51.6	4567	4787	4952	5225	5596	6115	6634
OCSD369624	56.1	5021	5262	5447	5746	6155	6727	7299
OCSD399624	59.8	5253	5505	5694	6005	6435	7031	7627

- Includes two adjustable shelves in upper section.
- Flush toekick option not available in conjunction with Wide Top Rail unless loose Flush Toekick is specified.

Notes below apply to all products in section above:

- Shipped with loose toekick unless ATTTK or Flush Toekick is specified.
- All top and bottom cross rails are 1 1/2″ wide.
- Cabinet installation kit will not be included when depth is modified.

	A Frame Opening Height	B Cut-out Width		C Cut-out Height		Door Height (Upper Section)
		Min.	Max.	Min.	Max.	Full Overlay
OCSD279324	24″	21″	25″	16 1/2″	31 1/2″	26 9/16″
OCSD309324	24″	24″	28″	16 1/2″	31 1/2″	26 9/16″
OCSD339324	24″	27″	31″	16 1/2″	31 1/2″	26 9/16″
OCSD369324	24″	30″	34″	16 1/2″	31 1/2″	26 9/16″
OCSD399324	24″	33″	37″	16 1/2″	31 1/2″	26 9/16″
OCSD279624	27″	21″	25″	16 1/2″	31 1/2″	29 9/16″
OCSD309624	27″	24″	28″	16 1/2″	31 1/2″	29 9/16″
OCSD339624	27″	27″	31″	16 1/2″	31 1/2″	29 9/16″
OCSD369624	27″	30″	34″	16 1/2″	31 1/2″	29 9/16″
OCSD399624	27″	33″	37″	16 1/2″	31 1/2″	29 9/16″

Maximum cut-out dimension will allow 1/4″ reveal for doors and drawer fronts on full overlay for trim kit face clearance.

Door & Drawer Options

AF	CC	CG	GAMD	HC	IFHG	MC	MD	MFO	PRMD	SHMD	SPLITDR	SPLITDRWS
		✓	✓		✓		✓	✓	✓	✓		

End Panel Options

AUTH	CSFPE	EXBK	EXDN	FL/FR	FPE	INTGE	IPE
✓	✓	✓			✓	✓	✓

Custom Modification Options

ADD_SHLF	ADDTK	ADRW	ATTTK	BVR	CBO	CCO	CFNTO	CFP	CFRMO	CLIP	CND	CSDGBK	DRWTK[1]	EX	EX_OL	FLUT[2]	FTK	ID
			✓		✓	✓	✓		✓	✓	✓	✓	✓	✓	✓	✓	✓	✓

IH	IW	MIP	OBRB	PFINBTMB	RD	RECTK	RH	ROSFLUT	RT	SCPDRW	TD	TKP	TVR	VTK	WS	WD	WTKCUP	WTR
		✓	✓		✓	✓		✓	✓		✓		✓	✓	✓			✓

[1] Not available on units over 36″ wide and only available when used in conjunction with attach toekick modification.
[2] Not available with 6″ fluting.

IH/RH availability charts starting on page G•40.
IW/RW availability charts starting on page G•46.

BUILT-IN SINGLE OVEN CABINET, 84″, 87″, or 90″ HIGH, 24″ DEEP

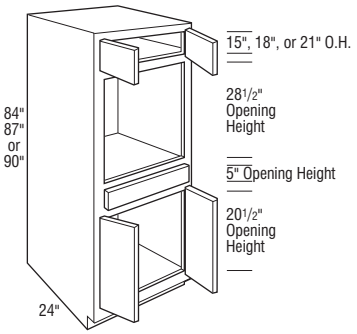

Specify appliance opening dimensions:

OCS_ _AC
Single Oven

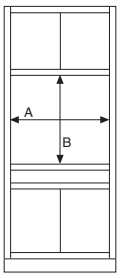

Appliance Opening Dimensions:
A _____
B _____

NOTE:
See chart for specific model appliance opening limitations.

Cabinet appliance openings may vary with modifications (i.e. clipped corner modification reduces maximum cut-out width by 3″ per clipped corner).

	Cubic Feet	1	2	3	4	5	6	7
OCS278424AC	37.4	3116	3270	3377	3567	3793	4148	4503
OCS308424AC	41.3	3406	3574	3704	3904	4108	4491	4874
OCS338424AC	45.2	3886	4073	4109	4297	4715	5091	5467
OCS368424AC	49.2	4275	4481	4520	4728	5188	5603	6018
OCS398424AC	53.1	4471	4681	4728	4941	5422	5859	6296
OCS278724AC	38.7	3245	3400	3492	3685	3999	4336	4673
OCS308724AC	42.8	3544	3721	3851	4062	4285	4680	5075
OCS338724AC	46.8	3955	4147	4243	4460	4816	5232	5648
OCS368724AC	50.9	4347	4564	4667	4905	5297	5759	6221
OCS398724AC	55.0	4547	4768	4879	5129	5538	6020	6502
OCS279024AC	40.0	3372	3531	3608	3811	4203	4520	4837
OCS309024AC	44.2	3685	3865	3999	4226	4462	4875	5288
OCS339024AC	48.4	4022	4221	4375	4616	4918	5374	5830
OCS369024AC	52.6	4427	4641	4812	5079	5407	5912	6417
OCS399024AC	56.8	4626	4854	5028	5310	5654	6180	6706

- Specify cut-out size.
- When Beaded Inset is ordered, the cabinet should be ordered to the appropriate width using the 1/4″ width modification instead of using the piece-in or cut-out applications.
- Cabinet openings are subject to change based on the cut-out. Please review the acknowledged drawing.
- 90″ high includes one adjustable shelf in upper section.
- Increased Depths available in 1/4″ increments from 24 1/4″ to 30″.
- Reduced Depths available in 1/4″ increments from 12″ to 23 3/4″.
- Ordering Maximum Width Cut-out on cabinet will change end panel thickness from 1/2″ to 3/8″ for non-flush ends, and from 5/8″ to 1/2″ for flush ends.

	Standard Appliance Opening		Decreased Appliance Opening Width*		Increased Appliance Opening Width**		Appliance Opening Height***	
	Width (A)	Height (B)	Min. Width (A)	Max. Width (A)	Min. Width (A)	Max. Width (A)	Min. Height (B)	Max. Height (B)
OCS278424AC	24″	28 1/2″	12″	23 1/2″	24 1/16″	25 1/2″	27″	32 1/2″
OCS308424AC	27″	28 1/2″	15″	26 1/2″	27 1/16″	28 1/2″	27″	32 1/2″
OCS338424AC	30″	28 1/2″	18″	29 1/2″	30 1/16″	31 1/2″	27″	32 1/2″
OCS368424AC	33″	28 1/2″	21″	32 1/2″	33 1/16″	34 1/2″	27″	32 1/2″
OCS398424AC	36″	28 1/2″	24″	35 1/2″	36 1/16″	37 1/2″	27″	32 1/2″
OCS278724AC	24″	28 1/2″	12″	23 1/2″	24 1/16″	25 1/2″	27″	32 1/2″
OCS308724AC	27″	28 1/2″	15″	26 1/2″	27 1/16″	28 1/2″	27″	32 1/2″
OCS338724AC	30″	28 1/2″	18″	29 1/2″	30 1/16″	31 1/2″	27″	32 1/2″
OCS368724AC	33″	28 1/2″	21″	32 1/2″	33 1/16″	34 1/2″	27″	32 1/2″
OCS398724AC	36″	28 1/2″	24″	35 1/2″	36 1/16″	37 1/2″	27″	32 1/2″
OCS279024AC	24″	28 1/2″	12″	23 1/2″	24 1/16″	25 1/2″	27″	32 1/2″
OCS309024AC	27″	28 1/2″	15″	26 1/2″	27 1/16″	28 1/2″	27″	32 1/2″
OCS339024AC	30″	28 1/2″	18″	29 1/2″	30 1/16″	31 1/2″	27″	32 1/2″
OCS369024AC	33″	28 1/2″	21″	32 1/2″	33 1/16″	34 1/2″	27″	32 1/2″
OCS399024AC	36″	28 1/2″	24″	35 1/2″	36 1/16″	37 1/2″	27″	32 1/2″

*Decreased Appliance Opening Width can vary in 1/16″ increments by piecing in frame material.

**Increased Appliance Opening Width can vary in 1/16″ increments by cutting out the frame stiles.

***Appliance Opening Height could have a variance of 1/16″. By changing openings, it may require the door/drawer openings to change.

Door & Drawer Options

AF	CC	CG	GAMD	HC	IFHG	MC	MD	MFO	PRMD	SHMD[1]	SPLITDR	SPLITDRWS
		✓	✓		✓		✓	✓	✓	✓	✓	✓

End Panel Options

AUTH	CSFPE[2]	EXBK	EXDN	FL/FR	FPE	INTGE[2]	IPE[2]
✓	✓	✓		✓	✓	✓	✓

Custom Modification Options

ADD_SHLF	ADDTK	ADRW	ATTTK	BVR	CBO	CCO	CFNTO	CFP	CFRMO	CLIP	CND	CSDGBK	DRWTK[3]	EX	EX_OL	FLUT[4]	FTK	ID
					✓	✓	✓		✓	✓	✓	✓	✓	✓	✓	✓	✓	✓

IH	IW[5]	MIP	OBRB	PFINBTMB	RD	RECTK	RH	ROSFLUT	RT	SCPDRW	TD	TKP	TVR	VTK	WS	WTCD	WTKCUP	WTR
✓	✓	✓	✓		✓	✓		✓	✓		✓	✓	✓	✓	✓			✓

[1] Only available on top section.
[2] Not available when cut-out width is greater than standard.
[3] Not available on units over 36″ wide.
[4] Not available with 6″ fluting.
[5] Not available on 39″ wide.

Oven Cabinets

BUILT-IN SINGLE OVEN CABINET, 93″ or 96″ HIGH, 24″ DEEP

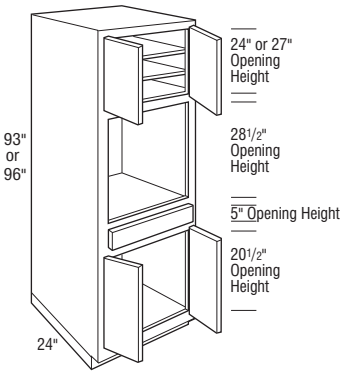

Specify appliance opening dimensions:

OCS_ _AC
Single Oven

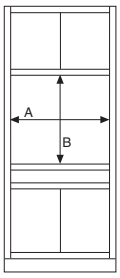

Appliance Opening Dimensions:
A _____
B _____

NOTE:
See chart for specific model appliance opening limitations.

Cabinet appliance openings may vary with modifications (i.e. clipped corner modification reduces maximum cut-out width by 3″ per clipped corner).

	Cubic Feet	1	2	3	4	5	6	7
OCS279324AC	41.3	3482	3650	3756	3965	4281	4644	5007
OCS309324AC	45.7	3855	4042	4187	4422	4674	5112	5550
OCS339324AC	50.0	4195	4400	4558	4810	5136	5614	6092
OCS369324AC	54.3	4615	4840	5011	5291	5651	6177	6703
OCS399324AC	58.7	4825	5061	5236	5533	5909	6455	7001

- Includes one adjustable shelf in upper section.

OCS279624AC	42.6	3591	3770	3907	4116	4358	4766	5174
OCS309624AC	47.1	4021	4220	4374	4615	4889	5347	5805
OCS339624AC	51.6	4369	4577	4736	5002	5354	5853	6352
OCS369624AC	56.1	4806	5036	5208	5502	5893	6436	6979
OCS399624AC	60.6	5023	5265	5448	5752	6158	6729	7300

- Includes two adjustable shelves in upper section.
- Flush Toekick modification not available in conjunction with Wide Top Rail unless loose Flush Toekick is specified.

Notes below apply to all products in section above:

- Specify cut-out size.
- When Beaded Inset is ordered, the cabinet should be ordered to the appropriate width using the 1/4″ width modification instead of using the piece-in or cut-out applications.
- Cabinet openings are subject to change based on the cut-out. Please review the acknowledged drawing.
- Shipped with loose toe space unless Attach Toekick or Flush Toekick is specified.
- Increased Depths available in 1/4″ increments from 24 1/4″ to 30″.
- Reduced Depths available in 1/4″ increments from 12″ to 23 3/4″.
- Ordering Maximum Width Cut-out on cabinet will change end panel thickness from 1/2″ to 3/8″ for non-flush ends, and from 5/8″ to 1/2″ for flush ends.

	Standard Appliance Opening		Decreased Appliance Opening Width*		Increased Appliance Opening Width**		Appliance Opening Height***	
	Width (A)	Height (B)	Min. Width (A)	Max. Width (A)	Min. Width (A)	Max. Width (A)	Min. Height (B)	Max. Height (B)
OCS279324AC	24″	28 1/2″	12″	23 1/2″	24 1/16″	25 1/2″	27″	32 1/2″
OCS309324AC	27″	28 1/2″	15″	26 1/2″	27 1/16″	28 1/2″	27″	32 1/2″
OCS339324AC	30″	28 1/2″	18″	29 1/2″	30 1/16″	31 1/2″	27″	32 1/2″
OCS369324AC	33″	28 1/2″	21″	32 1/2″	33 1/16″	34 1/2″	27″	32 1/2″
OCS399324AC	36″	28 1/2″	24″	35 1/2″	36 1/16″	37 1/2″	27″	32 1/2″
OCS279624AC	24″	28 1/2″	12″	23 1/2″	24 1/16″	25 1/2″	27″	32 1/2″
OCS309624AC	27″	28 1/2″	15″	26 1/2″	27 1/16″	28 1/2″	27″	32 1/2″
OCS339624AC	30″	28 1/2″	18″	29 1/2″	30 1/16″	31 1/2″	27″	32 1/2″
OCS369624AC	33″	28 1/2″	21″	32 1/2″	33 1/16″	34 1/2″	27″	32 1/2″
OCS399624AC	36″	28 1/2″	24″	35 1/2″	36 1/16″	37 1/2″	27″	32 1/2″

*Decreased Appliance Opening Width can vary in 1/16″ increments by piecing in frame material.

**Increased Appliance Opening Width can vary in 1/16″ increments by cutting out the frame stiles.

***Appliance Opening Height could have a variance of 1/16″. By changing openings, it may require the door/drawer openings to change.

Door & Drawer Options

AF	CC	CG	GAMD	HC	IFHG	MC	MD	MFO	PRMD	SHMD[1]	SPLITDR	SPLITDRWS
		✓	✓		✓		✓	✓	✓	✓	✓	✓

End Panel Options

AUTH	CSFPE[2]	EXBK	EXDN	FL/FR	FPE	INTGE[2]	IPE[2]
✓	✓	✓		✓	✓	✓	✓

Custom Modification Options

ADD_SHLF	ADDTK	ADRW	ATTTK	BVR	CBO	CCO	CFNTO	CFP	CFRMO	CLIP	CND	CSDGBK	DRWTK[3]	EX	EX_OL	FLUT[4]	FTK	ID
			✓		✓	✓	✓		✓	✓	✓	✓	✓	✓	✓	✓	✓	✓

IH	IW[5]	MIP	OBRB	PFINBTMB	RD	RECTK	RH	ROSFLUT	RT	SCPDRW	TD	TKP	TVR	VTK	WS	WTCD	WTKCUP	WTR
	✓	✓	✓		✓	✓		✓	✓		✓		✓	✓	✓			✓

[1] Only available on top section.
[2] Not available when cut-out width is greater than standard.
[3] Not available on units over 36″ wide and only available when used in conjunction with attach toekick modification.
[4] Not available with 6″ fluting.
[5] Not available on 39″ wide.

IH/RH availability charts starting on page G•40.
IW/RW availability charts starting on page G•46.

BUILT-IN SINGLE OVEN CABINET, 102″ HIGH, 24″ DEEP

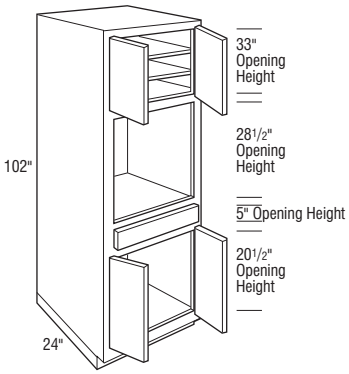

Specify appliance opening dimensions:

OCS_ _AC
Single Oven

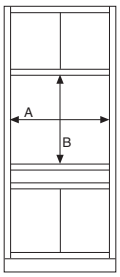

Appliance Opening Dimensions:
A _____
B _____

NOTE:
See chart for specific model appliance opening limitations.

Cabinet appliance openings may vary with modifications (i.e. clipped corner modification reduces maximum cut-out width by 3″ per clipped corner).

	Cubic Feet	1	2	3	4	5	6	7
OCS2710224AC	61.9	6338	6585	6775	7065	7400	7968	8536
OCS3010224AC	67.5	6933	7209	7421	7758	8138	8774	9410
OCS3310224AC	73.1	7416	7705	7926	8293	8783	9474	10165
OCS3610224AC	78.8	8021	8341	8580	8989	9531	10284	11037
OCS3910224AC	84.4	8325	8659	8913	9335	9898	10690	11482

- Specify cut-out size.
- When Beaded Inset is ordered, the cabinet should be ordered to the appropriate width using the 1/4″ width modification instead of using the piece-in or cut-out applications.
- Cabinet openings are subject to change based on the cut-out. Please review the acknowledged drawing.
- Two adjustable shelves in upper section.
- Shipped with loose toe space unless Attach Toekick or Flush Toekick is specified.
- Increased Depths available in 1/4″ increments from 24 1/4″ to 26″.
- Reduced Depths available in 1/4″ increments from 12″ to 23 3/4″.
- Finish Flushed Ends standard.

	Standard Appliance Opening		Decreased Appliance Opening Width*		Increased Appliance Opening Width**		Appliance Opening Height***	
	Width (A)	Height (B)	Min. Width (A)	Max. Width (A)	Min. Width (A)	Max. Width (A)	Min. Height (B)	Max. Height (B)
OCS2710224AC	24″	28 1/2″	12″	23 1/2″	24 1/16″	25″	27″	32 1/2″
OCS3010224AC	27″	28 1/2″	15″	26 1/2″	27 1/16″	28″	27″	32 1/2″
OCS3310224AC	30″	28 1/2″	18″	29 1/2″	30 1/16″	31″	27″	32 1/2″
OCS3610224AC	33″	28 1/2″	21″	32 1/2″	33 1/16″	34″	27″	32 1/2″
OCS3910224AC	36″	28 1/2″	24″	35 1/2″	36 1/16″	37″	27″	32 1/2″

*Decreased Appliance Opening Width can vary in 1/16″ increments by piecing in frame material.

**Increased Appliance Opening Width can vary in 1/16″ increments by cutting out the frame stiles.

***Appliance Opening Height could have a variance of 1/16″. By changing openings, it may require the door/drawer openings to change.

Door & Drawer Options

AF	CC	CG	GAMD	HC	IFHG	MC	MD	MFO	PRMD	SHMD[1]	SPLITDR	SPLITDRWS
		✓	✓		✓		✓	✓	✓	✓	✓	✓

End Panel Options

AUTH	CSFPE	EXBK[2]	EXDN	FL/FR	FPE	INTGE	IPE
✓		✓		✓			✓

Custom Modification Options

ADD_SHLF	ADDTK	ADRW	ATTTK	BVR	CBO	CCO	CFNTO	CFP	CFRMO	CLIP	CND	CSDGBK	DRWTK[3]	EX	EX_OL	FLUT[4]	FTK	ID
			✓		✓	✓	✓		✓		✓		✓	✓	✓	✓	✓	✓

IH	IW[5]	MIP	OBRB	PFINBTMB	RD	RECTK	RH	ROSFLUT[4]	RT	SCPDRW	TD	TKP	TVR	VTK	WS	WTCD	WTKCUP	WTR
✓	✓		✓		✓	✓	✓	✓	✓		✓	✓	✓	✓	✓			✓

[1] Only available on top section.
[2] This modification will allow the end to extend back to a maximum of 30″ deep.
[3] Not available on units over 36″ wide and only available when used in conjunction with attach toekick modification.
[4] Not available with 6″ fluting.
[5] Not available on 39″ wide.

Oven Cabinets

BUILT-IN SINGLE OVEN CABINET, 108″ HIGH, 24″ DEEP

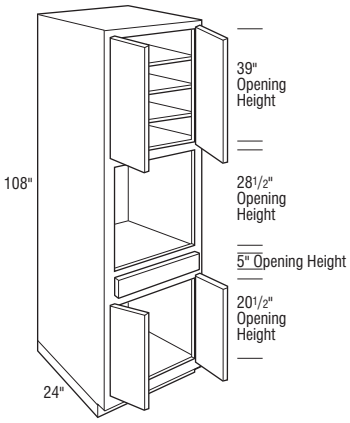

Specify appliance opening dimensions:

OCS_ _AC
Single Oven

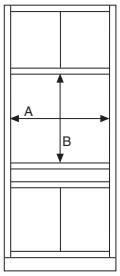

Appliance Opening Dimensions:
A _____
B _____

NOTE:
See chart for specific model appliance opening limitations.

Cabinet appliance openings may vary with modifications (i.e. clipped corner modification reduces maximum cut-out width by 3″ per clipped corner).

	Cubic Feet	1	2	3	4	5	6	7
OCS2710824AC	65.3	7035	7310	7520	7843	8214	8844	9474
OCS3010824AC	71.3	7695	8003	8239	8610	9031	9738	10445
OCS3310824AC	77.2	8231	8553	8796	9205	9749	10516	11283
OCS3610824AC	83.1	8905	9259	9524	9978	10579	11415	12251
OCS3910824AC	89.1	9240	9611	9893	10363	10986	11866	12746

- Specify cut-out size.
- When Beaded Inset is ordered, the cabinet should be ordered to the appropriate width using the 1/4″ width modification instead of using the piece-in or cut-out applications.
- Cabinet openings are subject to change based on the cut-out. Please review the acknowledged drawing.
- Three adjustable shelves in upper section.
- Shipped with loose toe space unless Attach Toekick or Flush Toekick is specified.
- Increased Depths available in 1/4″ increments from 24 1/4″ to 26″.
- Reduced Depths available in 1/4″ increments from 12″ to 23 3/4″.
- Finish Flushed Ends standard.

	Standard Appliance Opening		Decreased Appliance Opening Width*		Increased Appliance Opening Width**		Appliance Opening Height***	
	Width (A)	Height (B)	Min. Width (A)	Max. Width (A)	Min. Width (A)	Max. Width (A)	Min. Height (B)	Max. Height (B)
OCS2710824AC	24″	28 1/2″	12″	23 1/2″	24 1/16″	25″	27″	32 1/2″
OCS3010824AC	27″	28 1/2″	15″	26 1/2″	27 1/16″	28″	27″	32 1/2″
OCS3310824AC	30″	28 1/2″	18″	29 1/2″	30 1/16″	31″	27″	32 1/2″
OCS3610824AC	33″	28 1/2″	21″	32 1/2″	33 1/16″	34″	27″	32 1/2″
OCS3910824AC	36″	28 1/2″	24″	35 1/2″	36 1/16″	37″	27″	32 1/2″

*Decreased Appliance Opening Width can vary in 1/16″ increments by piecing in frame material.

**Increased Appliance Opening Width can vary in 1/16″ increments by cutting out the frame stiles.

***Appliance Opening Height could have a variance of 1/16″. By changing openings, it may require the door/drawer openings to change.

Door & Drawer Options

AF	CC	CG	GAMD	HC	IFHG	MC	MD	MFO	PRMD	SHMD[1]	SPLITDR	SPLITDRWS
		✓	✓		✓		✓	✓	✓	✓	✓	✓

End Panel Options

AUTH	CSFPE	EXBK[2]	EXDN	FL/FR	FPE	INTGE	IPE
✓		✓		✓			✓

Custom Modification Options

ADD_SHLF	ADDTK	ADRW	ATTTK	BVR	CBO	CCO	CFNTO	CFP	CFRMO	CLIP	CND	CSDGBK	DRWTK[3]	EX	EX_OL	FLUT[4]	FTK	ID
			✓		✓	✓	✓		✓		✓		✓	✓	✓	✓	✓	✓

IH	IW[5]	MIP	OBRB	PFINBTMB	RD	RECTK	RH	ROSFLUT[4]	RT	SCPDRW	TD	TKP	TVR	VTK	WS	WTCD	WTKCUP	WTR
	✓		✓		✓	✓		✓	✓		✓	✓	✓	✓	✓			✓

[1] Only available on top section.
[2] This modification will allow the end to extend back to a maximum of 30″ deep.
[3] Not available on units over 36″ wide and only available when used in conjunction with attach toekick modification.
[4] Not available with 6″ fluting.
[5] Not available on 39″ wide.

IH/RH availability charts starting on page G•40.
IW/RW availability charts starting on page G•46.

SINGLE OVEN TRIMMABLE CABINET, 84″, 87″, or 90″ HIGH, 24″ DEEP

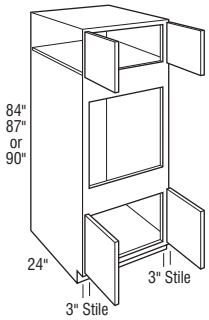

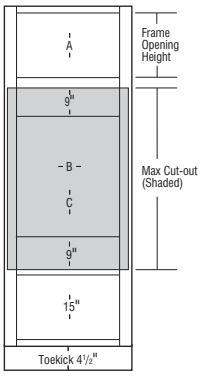

	Cubic Feet	1	2	3	4	5	6	7
OCS278424	37.4	3116	3270	3376	3566	3792	4147	4502
OCS308424	41.3	3406	3574	3703	3903	4107	4491	4875
OCS338424	45.2	3886	4072	4108	4297	4715	5091	5467
OCS368424	49.2	4275	4481	4519	4726	5188	5602	6016
OCS398424	52.4	4470	4681	4726	4940	5421	5858	6295
OCS278724	38.7	3244	3399	3492	3685	3998	4335	4672
OCS308724	42.8	3544	3720	3850	4061	4284	4679	5074
OCS338724	46.8	3955	4146	4241	4459	4815	5231	5647
OCS368724	50.9	4346	4563	4666	4904	5297	5758	6219
OCS398724	54.3	4546	4767	4878	5128	5536	6019	6502
OCS279024AH	40.0	3371	3530	3608	3810	4202	4519	4836
OCS309024AH	44.2	3685	3865	3998	4225	4461	4875	5289
OCS339024AH	48.4	4021	4220	4374	4615	4918	5373	5828
OCS369024AH	52.6	4426	4641	4812	5078	5405	5911	6417
OCS399024AH	56.1	4625	4852	5028	5309	5653	6179	6705

- AH represents upper section alignment with doors on 24″ or 27″ high cabinets.
- 90″ high includes one adjustable shelf in upper section.
- All top and bottom cross rails are 1 1/2″ wide.
- Cabinet installation kit will not be included when depth is modified.
- A cabinet installation kit will be provided.
- Oven cabinet cut-out is shaded in gray and is cut out on job site.
- Increased Heights modification will increase the height of the upper cabinet section. The bottom section will retain its original height.

	A Frame Opening Height	B Cut-out Width		C Cut-out Height		Door Height (Upper Section)
		Min.	Max.	Min.	Max.	Full Overlay
OCS278424	15″	21″	25 1/2″	28 1/2″	43 1/2″	17 1/2″
OCS308424	15″	24″	28 1/2″	28 1/2″	43 1/2″	17 1/2″
OCS338424	15″	27″	31 1/2″	28 1/2″	43 1/2″	17 1/2″
OCS368424	15″	30″	34 1/2″	28 1/2″	43 1/2″	17 1/2″
OCS398424	15″	33″	37 1/2″	28 1/2″	43 1/2″	17 1/2″
OCS278724	18″	21″	25 1/2″	28 1/2″	43 1/2″	20 1/2″
OCS308724	18″	24″	28 1/2″	28 1/2″	43 1/2″	20 1/2″
OCS338724	18″	27″	31 1/2″	28 1/2″	43 1/2″	20 1/2″
OCS368724	18″	30″	34 1/2″	28 1/2″	43 1/2″	20 1/2″
OCS398724	18″	33″	37 1/2″	28 1/2″	43 1/2″	20 1/2″
OCS279024AH	21″	21″	25 1/2″	28 1/2″	43 1/2″	23 1/2″
OCS309024AH	21″	24″	28 1/2″	28 1/2″	43 1/2″	23 1/2″
OCS339024AH	21″	27″	31 1/2″	28 1/2″	43 1/2″	23 1/2″
OCS369024AH	21″	30″	34 1/2″	28 1/2″	43 1/2″	23 1/2″
OCS399024AH	21″	33″	37 1/2″	28 1/2″	43 1/2″	23 1/2″

Maximum cut-out dimension will allow 1/4″ reveal for doors and drawer fronts on full overlay for trim kit face clearance.

Door & Drawer Options

AF	CC	CG	GAMD	HC	IFHG	MC	MD	MFO	PRMD	SHMD	SPLITDR	SPLITDRWS
		✓	✓		✓		✓	✓	✓	✓	✓	

End Panel Options

AUTH	CSFPE	EXBK	EXDN	FL/FR	FPE	INTGE	IPE
✓	✓	✓			✓	✓	✓

Custom Modification Options

ADD_SHLF	ADDTK	ADRW	ATTTK	BVR	CBO	CCO	CFNTO	CFP	CFRMO	CLIP	CND	CSDGBK	DRWTK[1]	EX	EX_OL	FLUT[2]	FTK	ID
					✓	✓	✓		✓	✓	✓	✓	✓	✓	✓	✓	✓	✓

IH	IW[3]	MIP	OBRB	PFINBTMB	RD	RECTK	RH	ROSFLUT	RT	SCPDRW	TD	TKP	TVR	VTK	WS	WTCD	WTKCUP	WTR
✓	✓	✓	✓		✓	✓		✓	✓		✓	✓	✓	✓	✓			✓

[1] Not available on units over 36″ wide.
[2] Not available with 6″ fluting.
[3] Not available on 39″ wide.

Oven Cabinets

SINGLE OVEN TRIMMABLE CABINET, 93″ or 96″ HIGH, 24″ DEEP

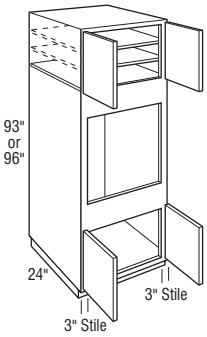

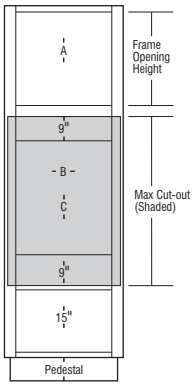

	Cubic Feet	1	2	3	4	5	6	7
OCS279324AH	41.3	3482	3649	3756	3965	4281	4644	5007
OCS309324AH	45.7	3854	4041	4186	4421	4673	5111	5549
OCS339324AH	50.0	4194	4399	4557	4809	5135	5613	6091
OCS369324AH	54.3	4614	4840	5010	5290	5651	6176	6701
OCS399324AH	57.9	4824	5060	5235	5531	5908	6454	7000

- AH represents upper section alignment with doors on 24″ or 27″ high cabinets.
- Includes one adjustable shelf in upper section.

OCS279624	42.6	3591	3769	3906	4115	4357	4766	5175
OCS309624	47.1	4020	4219	4373	4614	4888	5346	5804
OCS339624	51.6	4368	4577	4735	5000	5353	5852	6351
OCS369624	56.1	4805	5035	5207	5502	5892	6435	6978
OCS399624	59.3	5023	5263	5447	5751	6157	6728	7299

- Includes two adjustable shelves in upper section.
- Flush toekick option not available in conjunction with Wide Top Rail unless loose Flush Toekick is specified.

Notes below apply to all products in section above:

- Shipped with loose toekick unless ATTTK or Flush Toekick is specified.
- All top and bottom cross rails are 1 1/2″ wide.
- Cabinet installation kit will not be included when depth is modified.
- A cabinet installation kit will be provided.
- Oven cabinet cut-out is shaded in gray and is cut out on job site.
- Increased Heights modification will increase the height of the upper cabinet section. The bottom section will retain its original height.

	A Frame Opening Height	B Cut-out Width		C Cut-out Height		Door Height (Upper Section)
		Min.	Max.	Min.	Max.	Full Overlay
OCS279324AH	24"	21"	25 1/2"	28 1/2"	43 1/2"	26 1/2"
OCS309324AH	24"	24"	28 1/2"	28 1/2"	43 1/2"	26 1/2"
OCS339324AH	24"	27"	31 1/2"	28 1/2"	43 1/2"	26 1/2"
OCS369324AH	24"	30"	34 1/2"	28 1/2"	43 1/2"	26 1/2"
OCS399324AH	24"	33"	37 1/2"	28 1/2"	43 1/2"	26 1/2"
OCS279624	27"	21"	25 1/2"	28 1/2"	43 1/2"	29 1/2"
OCS309624	27"	24"	28 1/2"	28 1/2"	43 1/2"	29 1/2"
OCS339624	27"	27"	31 1/2"	28 1/2"	43 1/2"	29 1/2"
OCS369624	27"	30"	34 1/2"	28 1/2"	43 1/2"	29 1/2"
OCS399624	27"	33"	37 1/2"	28 1/2"	43 1/2"	29 1/2"

Maximum cut-out dimension will allow 1/4″ reveal for doors and drawer fronts on full overlay for trim kit face clearance.

Door & Drawer Options

AF	CC	CG	GAMD	HC	IFHG	MC	MD	MFO	PRMD	SHMD	SPLITDR	SPLITDRWS
		✓	✓		✓		✓	✓	✓	✓	✓	✓

End Panel Options

AUTH	CSFPE	EXBK	EXDN	FL/FR	FPE	INTGE	IPE
✓	✓	✓			✓	✓	✓

Custom Modification Options

ADD_SHLF	ADDTK	ADRW	ATTTK	BVR	CBO	CCO	CFNTO	CFP	CFRMO	CLIP	CND	CSDGBK	DRWTK[1]	EX	EX_OL	FLUT[2]	FTK	ID
			✓		✓	✓	✓		✓	✓	✓	✓	✓	✓	✓	✓	✓	✓

IH[3]	IW[4]	MIP	OBRB	PFINBTMB	RD	RECTK	RH	ROSFLUT	RT	SCPDRW	TD	TKP	TVR	VTK	WS	WTCD	WTKCUP	WTR
✓	✓	✓	✓		✓	✓		✓	✓		✓		✓	✓	✓			✓

[1] Not available on units over 36″ wide and only used in conjunction with attach toekick modification.
[2] Not available with 6″ fluting.
[3] Not available on 96″ high.
[4] Not available on 39″ wide.

IH/RH availability charts starting on page G•40.
IW/RW availability charts starting on page G•46.

SINGLE OVEN TRIMMABLE CABINET with DEEP DRAWER, 84″, 87″, or 90″ HIGH, 24″ DEEP

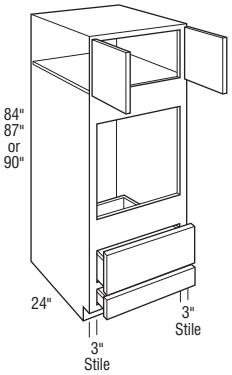

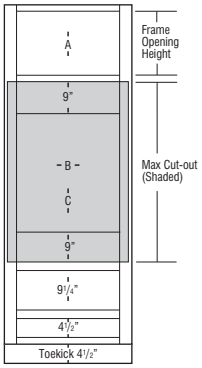

	Cubic Feet	1	2	3	4	5	6	7
OCS278424DD	37.4	3308	3470	3593	3788	3981	4354	4727
OCS308424DD	41.3	3883	4072	4217	4446	4672	5110	5548
OCS338424DD	45.2	4236	4443	4600	4850	5097	5574	6051
OCS368424DD	49.2	4736	4968	5144	5424	5700	6233	6766
OCS398424DD	53.2	5199	5454	5648	5955	6258	6843	7428
OCS278724DD	38.7	3602	3778	3912	4125	4335	4741	5147
OCS308724DD	42.8	4195	4400	4557	4805	5050	5522	5994
OCS338724DD	46.8	4629	4854	5027	5301	5570	6091	6612
OCS368724DD	50.9	5168	5421	5613	5919	6219	6802	7385
OCS398724DD	55.0	5681	5959	6170	6506	6837	7477	8117
OCS279024DDAH	40.0	3894	4084	4230	4459	4686	5124	5562
OCS309024DDAH	44.2	4506	4725	4894	5160	5422	5930	6438
OCS339024DDAH	48.4	5020	5265	5452	5749	6042	6607	7172
OCS369024DDAH	52.7	5599	5872	6081	6412	6739	7369	7999
OCS399024DDAH	56.9	6162	6464	6692	7057	7416	8110	8804

- AH represents upper section alignment with doors on 24″ or 27″ high cabinets.
- 90″ high includes one adjustable shelf in upper section.
- All top and bottom cross rails are 1 1/2″ wide.
- For built-in appliance support, OCINSTALLKIT is included in 24″ deep oven cabinets.
- Oven cabinet cut-out is shaded in gray and is cut out on job site.
- Cabinet installation kit will not be included when depth is modified.
- A cabinet installation kit will be provided.
- Increased Heights modification will increase the height of the upper cabinet section. The bottom section will retain its original height.
- Reduced Depths available in 1/4″ increments from 12″ to 23 3/4″.

	A Frame Opening Height	B Cut-out Width		C Cut-out Height		Door Height (Upper Section)
		Min.	Max.	Min.	Max.	Full Overlay
OCS278424DD	15″	21″	25 1/2″	27 3/4″	42 3/4″	17 1/2″
OCS308424DD	15″	24″	28 1/2″	27 3/4″	42 3/4″	17 1/2″
OCS338424DD	15″	27″	31 1/2″	27 3/4″	42 3/4″	17 1/2″
OCS368424DD	15″	30″	34 1/2″	27 3/4″	42 3/4″	17 1/2″
OCS398424DD	15″	33″	37 1/2″	27 3/4″	42 3/4″	17 1/2″
OCS278724DD	18″	21″	25 1/2″	27 3/4″	42 3/4″	20 1/2″
OCS308724DD	18″	24″	28 1/2″	27 3/4″	42 3/4″	20 1/2″
OCS338724DD	18″	27″	31 1/2″	27 3/4″	42 3/4″	20 1/2″
OCS368724DD	18″	30″	34 1/2″	27 3/4″	42 3/4″	20 1/2″
OCS398724DD	18″	33″	37 1/2″	27 3/4″	42 3/4″	20 1/2″
OCS279024DDAH	21″	21″	25 1/2″	27 3/4″	42 3/4″	23 1/2″
OCS309024DDAH	21″	24″	28 1/2″	27 3/4″	42 3/4″	23 1/2″
OCS339024DDAH	21″	27″	31 1/2″	27 3/4″	42 3/4″	23 1/2″
OCS369024DDAH	21″	30″	34 1/2″	27 3/4″	42 3/4″	23 1/2″
OCS399024DDAH	21″	33″	37 1/2″	27 3/4″	42 3/4″	23 1/2″

Maximum cut-out dimension will allow 1/4″ reveal for doors and drawer fronts for trim kit face clearance.

Door & Drawer Options

AF	CC	CG	GAMD	HC	IFHG	MC	MD	MFO	PRMD	SHMD	SPLITDR	SPLITDRWS
		✓	✓		✓		✓	✓	✓	✓	✓	

End Panel Options

AUTH	CSFPE	EXBK	EXDN	FL/FR	FPE	INTGE	IPE
✓	✓	✓		✓	✓	✓	

Custom Modification Options

ADD_SHLF	ADDTK	ADRW	ATTTK	BVR	CBO	CCO	CFNTO	CFP	CFRMO	CLIP	CND	CSDGBK	DRWTK[1]	EX	EX_OL	FLUT[2]	FTK	ID
					✓	✓	✓		✓	✓	✓	✓	✓	✓	✓	✓	✓	✓

IH	IW[3]	MIP	OBRB	PFINBTMB	RD	RECTK[4]	RH	ROSFLUT	RT	SCPDRW	TD	TKP[4]	TVR	VTK[4]	WS	WTCD	WTKCUP	WTR
✓	✓	✓	✓		✓	✓		✓	✓		✓	✓	✓	✓	✓			✓

[1] Not available on units over 36″ wide.
[2] 6″ fluting not available on 24″ or 27″ wide. Not available with 6″ fluting both.
[3] Not available on 39″ wide.
[4] Not available on 33″ or 36″ wide.

Oven Cabinets

SINGLE OVEN TRIMMABLE CABINET with DEEP DRAWER, 93″ or 96″ HIGH, 24″ DEEP

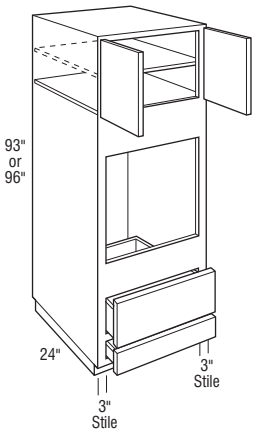

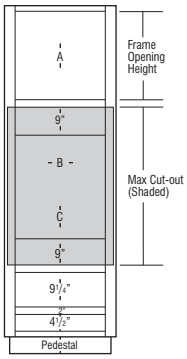

	Cubic Feet	1	2	3	4	5	6	7
OCS279324DDAH	41.3	4483	4702	4868	5133	5394	5900	6406
OCS309324DDAH	45.7	5127	5378	5569	5871	6170	6748	7326
OCS339324DDAH	50.0	5807	6091	6307	6651	6989	7643	8297
OCS369324DDAH	54.4	6464	6779	7021	7403	7779	8507	9235
OCS399324DDAH	58.7	7126	7474	7740	8161	8577	9379	10181

- AH represents upper section alignment with doors on 24″ or 27″ high cabinets.
- Includes one adjustable shelf in upper section.

OCS279624DD	42.6	4483	4702	4868	5133	5394	5900	6406
OCS309624DD	47.1	5127	5378	5569	5871	6170	6748	7326
OCS339624DD	51.6	5807	6091	6307	6651	6989	7643	8297
OCS369624DD	56.1	6464	6779	7021	7403	7779	8507	9235
OCS399624DD	60.6	7126	7474	7740	8161	8577	9379	10181

- Includes two adjustable shelves in upper section.
- Flush toekick option not available in conjunction with Wide Top Rail unless loose Flush Toekick is specified.

Notes below apply to all products in section above:
- Shipped with loose toekick unless ATTTK or Flush Toekick is specified.
- All top and bottom cross rails are 1 1/2″ wide.
- For built-in appliance support, OCINSTALLKIT is included in 24″ deep oven cabinets.
- Oven cabinet cut-out is shaded in gray and is cut out on job site.
- Cabinet installation kit will not be included when depth is modified.
- A cabinet installation kit will be provided.
- Increased Heights modification will increase the height of the upper cabinet section. The bottom section will retain its original height.
- Reduced Depths available in 1/4″ increments from 12″ to 23 3/4″.

	A Frame Opening Height	B Cut-out Width		C Cut-out Height		Door Height (Upper Section)
		Min.	Max.	Min.	Max.	Full Overlay
OCS279324DDAH	24″	21″	25 1/2″	27 3/4″	42 3/4″	26 1/2″
OCS309324DDAH	24″	24″	28 1/2″	27 3/4″	42 3/4″	26 1/2″
OCS339324DDAH	24″	27″	31 1/2″	27 3/4″	42 3/4″	26 1/2″
OCS369324DDAH	24″	30″	34 1/2″	27 3/4″	42 3/4″	26 1/2″
OCS399324DDAH	24″	33″	37 1/2″	27 3/4″	42 3/4″	26 1/2″
OCS279624DD	27″	21″	25 1/2″	27 3/4″	42 3/4″	29 1/2″
OCS309624DD	27″	24″	28 1/2″	27 3/4″	42 3/4″	29 1/2″
OCS339624DD	27″	27″	31 1/2″	27 3/4″	42 3/4″	29 1/2″
OCS369624DD	27″	30″	34 1/2″	27 3/4″	42 3/4″	29 1/2″
OCS399624DD	27″	33″	37 1/2″	27 3/4″	42 3/4″	29 1/2″

Maximum cut-out dimension will allow 1/4″ reveal for doors and drawer fronts for trim kit face clearance.

Door & Drawer Options

AF	CC	CG	GAMD	HC	IFHG	MC	MD	MFO	PRMD	SHMD	SPLITDR	SPLITDRWS
		✓	✓		✓		✓	✓	✓	✓	✓	✓

End Panel Options

AUTH	CSFPE	EXBK	EXDN	FL/FR	FPE	INTGE	IPE
✓	✓	✓		✓	✓	✓	

Custom Modification Options

ADD_SHLF	ADDTK	ADRW	ATTTK	BVR	CBO	CCO	CFNTO	CFP	CFRMO	CLIP	CND	CSDGBK	DRWTK[1]	EX	EX_OL	FLUT[2]	FTK	ID
			✓		✓	✓	✓		✓	✓	✓	✓	✓	✓	✓	✓	✓	✓

IH[3]	IW[4]	MIP	OBRB	PFINBTMB	RD	RECTK	RH	ROSFLUT	RT	SCPDRW	TD	TKP	TVR	VTK	WS	WTCD	WTKCUP	WTR
✓	✓	✓	✓		✓	✓		✓	✓		✓		✓	✓	✓			✓

[1] Not available on units over 36″ wide and only available when used in conjunction with the attach toekick modification.
[2] Not available with 6″ fluting.
[3] Not available on 96″ high.
[4] Not available on 39″ wide.

IH/RH availability charts starting on page G•40.
IW/RW availability charts starting on page G•46.

BUILT-IN DOUBLE OVEN CABINET, 84″, 87″, or 90″ HIGH, 24″ DEEP

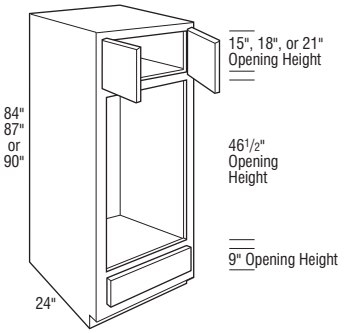

Specify appliance opening dimensions:

OCD_ _AC
Double Oven

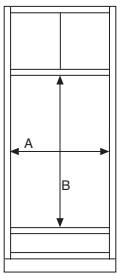

Appliance Opening Dimensions:

A _____

B _____

NOTE:
See chart for specific model appliance opening limitations.

Cabinet appliance openings may vary with modifications (i.e. clipped corner modification reduces maximum cut-out width by 3″ per clipped corner).

	Cubic Feet	1	2	3	4	5	6	7
OCD278424AC	37.4	2522	2642	2745	2895	3035	3315	3595
OCD308424AC	41.3	2967	3121	3230	3410	3584	3916	4248
OCD338424AC	45.2	3622	3800	3937	4158	4374	4778	5182
OCD368424AC	49.2	3986	4181	4333	4571	4810	5259	5708
OCD398424AC	53.1	4165	4371	4530	4776	5026	5496	5966
OCD278724AC	38.7	2669	2794	2895	3056	3205	3505	3805
OCD308724AC	42.8	3142	3298	3416	3601	3787	4141	4495
OCD338724AC	46.8	3779	3966	4108	4333	4568	4991	5414
OCD368724AC	50.9	4160	4364	4518	4764	5021	5489	5957
OCD398724AC	55.0	4344	4563	4724	4986	5251	5736	6221
OCD279024AC	40.0	2811	2943	3048	3220	3377	3688	3999
OCD309024AC	44.2	3315	3476	3598	3793	3993	4365	4737
OCD339024AC	48.4	3935	4131	4278	4511	4758	5200	5642
OCD369024AC	52.6	4331	4541	4706	4960	5231	5719	6207
OCD399024AC	56.8	4527	4749	4919	5188	5468	5978	6488

- Specify cut-out size.
- When Beaded Inset is ordered, the cabinet should be ordered to the appropriate width using the 1/4″ width modification instead of using the piece-in or cut-out applications.
- Cabinet openings are subject to change based on the cut-out. Please review the acknowledged drawing.
- 90″ high includes one adjustable shelf in upper section.
- Increased Depths available in 1/4″ increments from 24 1/4″ to 30″.
- Reduced Depths available in 1/4″ increments from 12″ to 23 3/4″.
- Ordering Maximum Width Cut-out on cabinet will change end panel thickness from 1/2″ to 3/8″ for non-flush ends, and from 5/8″ to 1/2″ for flush ends.

	Standard Appliance Opening		Decreased Appliance Opening Width*		Increased Appliance Opening Width**		Appliance Opening Height***	
	Width (A)	Height (B)	Min. Width (A)	Max. Width (A)	Min. Width (A)	Max. Width (A)	Min. Height (B)	Max. Height (B)
OCD278424AC	24″	46 1/2″	12″	23 1/2″	24 1/16″	25 1/2″	40″	52″
OCD308424AC	27″	46 1/2″	15″	26 1/2″	27 1/16″	28 1/2″	40″	52″
OCD338424AC	30″	46 1/2″	18″	29 1/2″	30 1/16″	31 1/2″	40″	52″
OCD368424AC	33″	46 1/2″	21″	32 1/2″	33 1/16″	34 1/2″	40″	52″
OCD398424AC	36″	46 1/2″	24″	35 1/2″	36 1/16″	37 1/2″	40″	52″
OCD278724AC	24″	46 1/2″	12″	23 1/2″	24 1/16″	25 1/2″	40″	52″
OCD308724AC	27″	46 1/2″	15″	26 1/2″	27 1/16″	28 1/2″	40″	52″
OCD338724AC	30″	46 1/2″	18″	29 1/2″	30 1/16″	31 1/2″	40″	52″
OCD368724AC	33″	46 1/2″	21″	32 1/2″	33 1/16″	34 1/2″	40″	52″
OCD398724AC	36″	46 1/2″	24″	35 1/2″	36 1/16″	37 1/2″	40″	52″
OCD279024AC	24″	46 1/2″	12″	23 1/2″	24 1/16″	25 1/2″	40″	52″
OCD309024AC	27″	46 1/2″	15″	26 1/2″	27 1/16″	28 1/2″	40″	52″
OCD339024AC	30″	46 1/2″	18″	29 1/2″	30 1/16″	31 1/2″	40″	52″
OCD369024AC	33″	46 1/2″	21″	32 1/2″	33 1/16″	34 1/2″	40″	52″
OCD399024AC	36″	46 1/2″	24″	35 1/2″	36 1/16″	37 1/2″	40″	52″

*Decreased Appliance Opening Width can vary in 1/16″ increments by piecing in frame material.

**Increased Appliance Opening Width can vary in 1/16″ increments by cutting out the frame stiles.

***Appliance Opening Height could have a variance of 1/16″. By changing openings, it may require the door/drawer openings to change.

Door & Drawer Options

AF	CC	CG	GAMD	HC	IFHG	MC	MD	MFO	PRMD	SHMD	SPLITDR	SPLITDRWS
		✓	✓		✓		✓	✓	✓	✓	✓	

End Panel Options

AUTH	CSFPE[1]	EXBK	EXDN	FL/FR	FPE	INTGE[1]	IPE[1]
✓	✓	✓		✓	✓	✓	✓

Custom Modification Options

ADD_SHLF	ADDTK	ADRW	ATTTK	BVR	CBO	CCO	CFNTO	CFP	CFRMO	CLIP	CND	CSDGBK	DRWTK[2]	EX	EX_OL	FLUT[3]	FTK	ID
					✓	✓	✓		✓	✓	✓	✓	✓	✓	✓	✓	✓	✓

IH	IW[4]	MIP	OBRB	PFINBTMB	RD	RECTK	RH	ROSFLUT	RT	SCPDRW	TD	TKP	TVR	VTK	WS	WTCD	WTKCUP	WTR
✓	✓	✓	✓		✓	✓		✓	✓		✓	✓	✓	✓	✓			✓

[1] Not available when cut-out width is greater than standard.
[2] Not available on units over 36″ wide.
[3] Not available with 6″ fluting.
[4] Not available on 39″ wide.

Oven Cabinets

BUILT-IN DOUBLE OVEN CABINET, 93″ or 96″ HIGH, 24″ DEEP

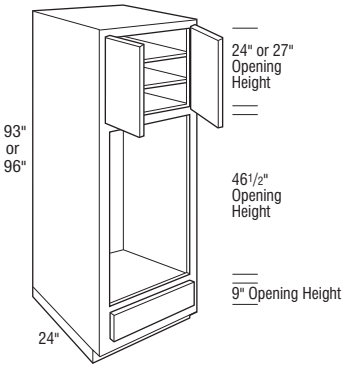

Specify appliance opening dimensions:

OCD_ _AC

Double Oven

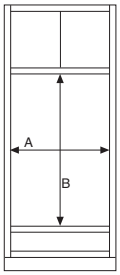

Appliance Opening Dimensions:

A _____

B _____

NOTE:

See chart for specific model appliance opening limitations.

Cabinet appliance openings may vary with modifications (i.e. clipped corner modification reduces maximum cut-out width by 3″ per clipped corner).

	Cubic Feet	1	2	3	4	5	6	7
OCD279324AC	41.3	2979	3125	3239	3414	3584	3916	4248
OCD309324AC	45.7	3515	3687	3819	4026	4239	4632	5025
OCD339324AC	50.0	4127	4329	4481	4728	4975	5438	5901
OCD369324AC	54.3	4540	4760	4930	5200	5472	5983	6494
OCD399324AC	58.7	4746	4976	5154	5436	5722	6255	6788

- Includes one adjustable shelf in upper section.

OCD279624AC	42.6	3143	3307	3422	3608	3792	4142	4492
OCD309624AC	47.1	3716	3901	4039	4258	4484	4900	5316
OCD339624AC	51.6	4315	4526	4686	4942	5193	5679	6165
OCD369624AC	56.1	4748	4976	5154	5437	5715	6247	6779
OCD399624AC	60.6	4963	5205	5391	5683	5972	6532	7092

- Includes two adjustable shelves in upper section.
- Flush Toekick option not available in conjunction with Wide Top Rail unless loose Flush Toekick is specified.

Notes below apply to all products in section above:

- Specify cut-out size.
- When Beaded Inset is ordered, the cabinet should be ordered to the appropriate width using the 1/4″ width modification instead of using the piece-in or cut-out applications.
- Cabinet openings are subject to change based on the cut-out. Please review the acknowledged drawing.
- Shipped with loose toe space unless Attach Toekick or Flush Toekick is specified.
- Increased Depths available in 1/4″ increments from 24 1/4″ to 30″.
- Reduced Depths available in 1/4″ increments from 12″ to 23 3/4″.
- Ordering Maximum Width Cut-out on cabinet will change end panel thickness from 1/2″ to 3/8″ for non-flush ends, and from 5/8″ to 1/2″ for flush ends.

	Standard Appliance Opening		Decreased Appliance Opening Width*		Increased Appliance Opening Width**		Appliance Opening Height***	
	Width (A)	Height (B)	Min. Width (A)	Max. Width (A)	Min. Width (A)	Max. Width (A)	Min. Height (B)	Max. Height (B)
OCD279324AC	24″	46 1/2″	12″	23 1/2″	24 1/16″	25 1/2″	40″	52″
OCD309324AC	27″	46 1/2″	15″	26 1/2″	27 1/16″	28 1/2″	40″	52″
OCD339324AC	30″	46 1/2″	18″	29 1/2″	30 1/16″	31 1/2″	40″	52″
OCD369324AC	33″	46 1/2″	21″	32 1/2″	33 1/16″	34 1/2″	40″	52″
OCD399324AC	36″	46 1/2″	24″	35 1/2″	36 1/16″	37 1/2″	40″	52″
OCD279624AC	24″	46 1/2″	12″	23 1/2″	24 1/16″	25 1/2″	40″	52″
OCD309624AC	27″	46 1/2″	15″	26 1/2″	27 1/16″	28 1/2″	40″	52″
OCD339624AC	30″	46 1/2″	18″	29 1/2″	30 1/16″	31 1/2″	40″	52″
OCD369624AC	33″	46 1/2″	21″	32 1/2″	33 1/16″	34 1/2″	40″	52″
OCD399624AC	36″	46 1/2″	24″	35 1/2″	36 1/16″	37 1/2″	40″	52″

*Decreased Appliance Opening Width can vary in 1/16″ increments by piecing in frame material.

**Increased Appliance Opening Width can vary in 1/16″ increments by cutting out the frame stiles.

***Appliance Opening Height could have a variance of 1/16″. By changing openings, it may require the door/drawer openings to change.

Door & Drawer Options

AF	CC	CG	GAMD	HC	IFHG	MC	MD	MFO	PRMD	SHMD	SPLITDR	SPLITDRWS
		✓	✓		✓		✓	✓	✓	✓	✓	

End Panel Options

AUTH	CSFPE[1]	EXBK	EXDN	FL/FR	FPE	INTGE[1]	IPE[1]
✓	✓	✓		✓	✓	✓	✓

Custom Modification Options

ADD_SHLF	ADDTK	ADRW	ATTTK	BVR	CBO	CCO	CFNTO	CFP	CFRMO	CLIP	CND	CSDGBK	DRWTK[2]	EX	EX_OL	FLUT[3]	FTK	ID
			✓		✓	✓	✓		✓	✓	✓	✓	✓	✓	✓	✓	✓	✓

IH	IW[4]	MIP	OBRB	PFINBTMB	RD	RECTK	RH	ROSFLUT	RT	SCPDRW	TD	TKP	TVR	VTK	WS	WTCD	WTKCUP	WTR
	✓	✓	✓		✓	✓		✓	✓		✓		✓	✓	✓			✓

[1] Not available when cut-out width is greater than standard.
[2] Not available on units over 36″ wide and only available when used in conjunction with attach toekick modification.
[3] Not available with 6″ fluting.
[4] Not available on 39″ wide.

IH/RH availability charts starting on page G•40.
IW/RW availability charts starting on page G•46.

BUILT-IN DOUBLE OVEN CABINET, 102″ HIGH, 24″ DEEP

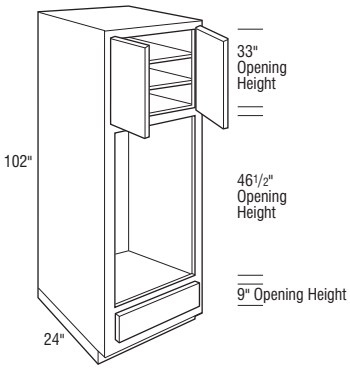

Specify appliance opening dimensions:

OCD_ _AC

Double Oven

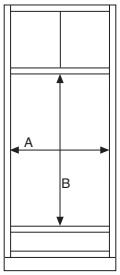

Appliance Opening Dimensions:

A _____

B _____

NOTE:

See chart for specific model appliance opening limitations.

Cabinet appliance openings may vary with modifications (i.e. clipped corner modification reduces maximum cut-out width by 3″ per clipped corner).

	Cubic Feet	1	2	3	4	5	6	7
OCD2710224AC	61.9	5716	5943	6103	6361	6615	7100	7585
OCD3010224AC	67.5	6510	6765	6959	7261	7575	8153	8731
OCD3310224AC	73.1	7341	7634	7856	8211	8560	9234	9908
OCD3610224AC	78.8	7941	8259	8505	8898	9284	10021	10758
OCD3910224AC	84.4	8240	8576	8834	9239	9639	10416	11193

- Specify cut-out size.
- When Beaded Inset is ordered, the cabinet should be ordered to the appropriate width using the 1/4″ width modification instead of using the piece-in or cut-out applications.
- Cabinet openings are subject to change based on the cut-out. Please review the acknowledged drawing.
- Two adjustable shelves in upper section.
- Shipped with loose toe space unless Attach Toekick or Flush Toekick is specified.
- Increased Depths available in 1/4″ increments from 24 1/4″ to 26″.
- Reduced Depths available in 1/4″ increments from 12″ to 23 3/4″.
- Finish Flushed Ends standard.

	Standard Appliance Opening		Decreased Appliance Opening Width*		Increased Appliance Opening Width**		Appliance Opening Height***	
	Width (A)	Height (B)	Min. Width (A)	Max. Width (A)	Min. Width (A)	Max. Width (A)	Min. Height (B)	Max. Height (B)
OCD2710224AC	24″	46 1/2″	12″	23 1/2″	24 1/16″	25″	40″	52″
OCD3010224AC	27″	46 1/2″	15″	26 1/2″	27 1/16″	28″	40″	52″
OCD3310224AC	30″	46 1/2″	18″	29 1/2″	30 1/16″	31″	40″	52″
OCD3610224AC	33″	46 1/2″	21″	32 1/2″	33 1/16″	34″	40″	52″
OCD3910224AC	36″	46 1/2″	24″	35 1/2″	36 1/16″	37″	40″	52″

*Decreased Appliance Opening Width can vary in 1/16″ increments by piecing in frame material.

**Increased Appliance Opening Width can vary in 1/16″ increments by cutting out the frame stiles.

***Appliance Opening Height could have a variance of 1/16″. By changing openings, it may require the door/drawer openings to change.

Door & Drawer Options

AF	CC	CG	GAMD	HC	IFHG	MC	MD	MFO	PRMD	SHMD	SPLITDR	SPLITDRWS
		✓	✓		✓		✓	✓	✓	✓	✓	

End Panel Options

AUTH	CSFPE	EXBK[1]	EXDN	FL/FR	FPE	INTGE	IPE
✓		✓		✓			✓

Custom Modification Options

ADD_SHLF	ADDTK	ADRW	ATTTK	BVR	CBO	CCO	CFNTO	CFP	CFRMO	CLIP	CND	CSDGBK	DRWTK[2]	EX	EX_OL	FLUT[3]	FTK	ID
			✓		✓	✓	✓		✓		✓		✓	✓	✓	✓	✓	✓

IH	IW[4]	MIP	OBRB	PFINBTMB	RD	RECTK	RH	ROSFLUT[3]	RT	SCPDRW	TD	TKP	TVR	VTK	WS	WTCD	WTKCUP	WTR
✓	✓		✓		✓	✓	✓	✓	✓		✓	✓	✓	✓	✓			✓

[1] This modification will allow the end to extend back to a maximum of 30″ deep.
[2] Not available on units over 36″ wide and only available when used in conjunction with attach toekick modification.
[3] Not available with 6″ fluting.
[4] Not available on 39″ wide.

Oven Cabinets

BUILT-IN DOUBLE OVEN CABINET, 108″ HIGH, 24″ DEEP

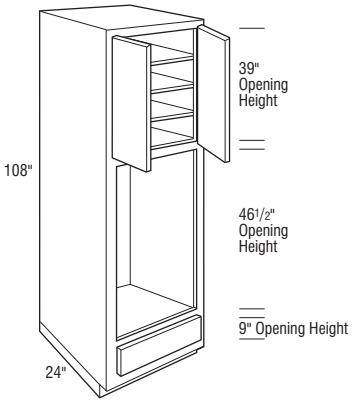

	Cubic Feet	1	2	3	4	5	6	7
OCD2710824AC	65.3	6344	6596	6774	7061	7343	7881	8419
OCD3010824AC	71.3	7226	7509	7724	8061	8409	9049	9689
OCD3310824AC	77.2	8149	8474	8721	9115	9501	10249	10997
OCD3610824AC	83.1	8815	9168	9441	9876	10304	11124	11944
OCD3910824AC	89.1	9146	9520	9804	10255	10700	11563	12426

- Specify cut-out size.
- When Beaded Inset is ordered, the cabinet should be ordered to the appropriate width using the 1/4″ width modification instead of using the piece-in or cut-out applications.
- Cabinet openings are subject to change based on the cut-out. Please review the acknowledged drawing.
- Three adjustable shelves in upper section.
- Shipped with loose toe space unless Attach Toekick or Flush Toekick is specified.
- Increased Depths available in 1/4″ increments from 24 1/4″ to 26″.
- Reduced Depths available in 1/4″ increments from 12″ to 23 3/4″.
- Finish Flushed Ends standard.

	Standard Appliance Opening		Decreased Appliance Opening Width*		Increased Appliance Opening Width**		Appliance Opening Height***	
	Width (A)	Height (B)	Min. Width (A)	Max. Width (A)	Min. Width (A)	Max. Width (A)	Min. Height (B)	Max. Height (B)
OCD2710824AC	24″	46 1/2″	12″	23 1/2″	24 1/16″	25″	40″	52″
OCD3010824AC	27″	46 1/2″	15″	26 1/2″	27 1/16″	28″	40″	52″
OCD3310824AC	30″	46 1/2″	18″	29 1/2″	30 1/16″	31″	40″	52″
OCD3610824AC	33″	46 1/2″	21″	32 1/2″	33 1/16″	34″	40″	52″
OCD3910824AC	36″	46 1/2″	24″	35 1/2″	36 1/16″	37″	40″	52″

*Decreased Appliance Opening Width can vary in 1/16″ increments by piecing in frame material.

**Increased Appliance Opening Width can vary in 1/16″ increments by cutting out the frame stiles.

***Appliance Opening Height could have a variance of 1/16″. By changing openings, it may require the door/drawer openings to change.

Specify appliance opening dimensions:

OCD_ _AC
Double Oven

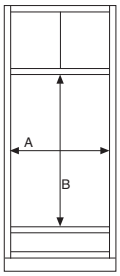

Appliance Opening Dimensions:

A _____

B _____

NOTE:
See chart for specific model appliance opening limitations.

Cabinet appliance openings may vary with modifications (i.e. clipped corner modification reduces maximum cut-out width by 3″ per clipped corner).

Door & Drawer Options

AF	CC	CG	GAMD	HC	IFHG	MC	MD	MFO	PRMD	SHMD	SPLITDR	SPLITDRWS
		✓	✓		✓		✓	✓	✓	✓	✓	

End Panel Options

AUTH	CSFPE	EXBK[1]	EXDN	FL/FR	FPE	INTGE	IPE
✓		✓		✓			✓

Custom Modification Options

ADD_SHLF	ADDTK	ADRW	ATTTK	BVR	CBO	CCO	CFNTO	CFP	CFRMO	CLIP	CND	CSDGBK	DRWTK[2]	EX	EX_OL	FLUT[3]	FTK	ID
			✓		✓	✓	✓		✓		✓		✓	✓	✓	✓	✓	✓

IH	IW[4]	MIP	OBRB	PFINBTMB	RD	RECTK	RH	ROSFLUT[3]	RT	SCPDRW	TD	TKP	TVR	VTK	WS	WTCD	WTKCUP	WTR
	✓		✓		✓	✓		✓	✓		✓	✓	✓	✓	✓			✓

[1] This modification will allow the end to extend back to a maximum of 30″ deep.
[2] Not available on units over 36″ wide and only available in conjunction with attach toekick modification.
[3] Not available with 6″ fluting.
[4] Not available on 39″ wide.

IH/RH availability charts starting on page G•40.
IW/RW availability charts starting on page G•46.

DOUBLE OVEN TRIMMABLE CABINET with DEEP DRAWER, 84″, 87″, or 90″ HIGH, 24″ DEEP

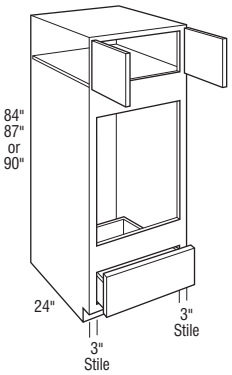

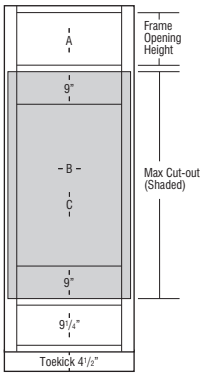

	Cubic Feet	1	2	3	4	5	6	7
OCD278424DD	37.4	2959	3104	3215	3389	3561	3895	4229
OCD308424DD	41.3	3508	3680	3810	4018	4222	4617	5012
OCD338424DD	45.2	3844	4032	4174	4402	4626	5059	5492
OCD368424DD	49.2	4321	4533	4694	4949	5201	5688	6175
OCD398424DD	53.2	4764	4996	5174	5456	5733	6270	6807
OCD278724DD	38.7	3238	3396	3517	3708	3897	4261	4625
OCD308724DD	42.8	3804	3990	4131	4357	4578	5006	5434
OCD338724DD	46.8	4221	4428	4584	4835	5080	5555	6030
OCD368724DD	50.9	4737	4969	5145	5426	5702	6235	6768
OCD398724DD	55.0	5229	5484	5679	5989	6293	6882	7471
OCD279024DD	40.0	3514	3686	3817	4025	4229	4625	5021
OCD309024DD	44.2	4099	4299	4451	4694	4932	5393	5854
OCD339024DD	48.4	4597	4822	4992	5264	5532	6050	6568
OCD369024DD	52.7	5153	5404	5597	5901	6202	6782	7362
OCD399024DD	56.9	5694	5973	6185	6522	6853	7495	8137

- All top and bottom cross rails are 1 1/2″ wide.
- For built-in appliance support, OCINSTALLKIT is included in 24″ deep oven cabinets.
- Oven cabinet cut-out is shaded in gray and is cut out on job site.
- Reduced Depths available in 1/4″ increments from 12″ to 23 3/4″.
- Cabinet installation kit will not be included when depth is modified.
- A cabinet installation kit will be provided.
- Increased Heights modification will increase the height of the upper cabinet section. The bottom section will retain its original height.

	A Frame Opening Height	B Cut-out Width		C Cut-out Height		Door Height (Upper Section)
		Min.	Max.	Min.	Max.	Full Overlay
OCD278424DD	12″	21″	25 1/2″	37 1/4″	52 1/4″	14 1/2″
OCD308424DD	12″	24″	28 1/2″	37 1/4″	52 1/4″	14 1/2″
OCD338424DD	12″	27″	31 1/2″	37 1/4″	52 1/4″	14 1/2″
OCD368424DD	12″	30″	34 1/2″	37 1/4″	52 1/4″	14 1/2″
OCD398424DD	12″	33″	37 1/2″	37 1/4″	52 1/4″	14 1/2″
OCD278724DD	15″	21″	25 1/2″	37 1/4″	52 1/4″	17 1/2″
OCD308724DD	15″	24″	28 1/2″	37 1/4″	52 1/4″	17 1/2″
OCD338724DD	15″	27″	31 1/2″	37 1/4″	52 1/4″	17 1/2″
OCD368724DD	15″	30″	34 1/2″	37 1/4″	52 1/4″	17 1/2″
OCD398724DD	15″	33″	37 1/2″	37 1/4″	52 1/4″	17 1/2″
OCD279024DD	18″	21″	25 1/2″	37 1/4″	52 1/4″	20 1/2″
OCD309024DD	18″	24″	28 1/2″	37 1/4″	52 1/4″	20 1/2″
OCD339024DD	18″	27″	31 1/2″	37 1/4″	52 1/4″	20 1/2″
OCD369024DD	18″	30″	34 1/2″	37 1/4″	52 1/4″	20 1/2″
OCD399024DD	18″	33″	37 1/2″	37 1/4″	52 1/4″	20 1/2″

Maximum cut-out dimension will allow 1/4″ reveal for doors and drawer fronts for trim kit face clearance.

Door & Drawer Options

AF	CC	CG	GAMD	HC	IFHG	MC	MD	MFO	PRMD	SHMD	SPLITDR	SPLITDRWS
		✓	✓		✓		✓	✓	✓	✓	✓	

End Panel Options

AUTH	CSFPE	EXBK	EXDN	FL/FR	FPE	INTGE	IPE
✓	✓	✓		✓	✓	✓	

Custom Modification Options

ADD_SHLF	ADDTK	ADRW	ATTTK	BVR	CBO	CCO	CFNTO	CFP	CFRMO	CLIP	CND	CSDGBK	DRWTK[1]	EX	EX_OL	FLUT[2]	FTK	ID
					✓	✓	✓		✓	✓	✓	✓	✓	✓	✓	✓	✓	✓

IH	IW[3]	MIP	OBRB	PFINBTMB	RD	RECTK	RH	ROSFLUT	RT	SCPDRW	TD	TKP	TVR	VTK	WS	WTCD	WTKCUP	WTR
✓	✓	✓	✓		✓	✓		✓	✓		✓	✓	✓	✓	✓			✓

[1] Not available on units over 36″ wide.
[2] Not available with 6″ fluting.
[3] Not available on 39″ wide.

Oven Cabinets

DOUBLE OVEN TRIMMABLE CABINET with DEEP DRAWER, 93″ or 96″ HIGH, 24″ DEEP

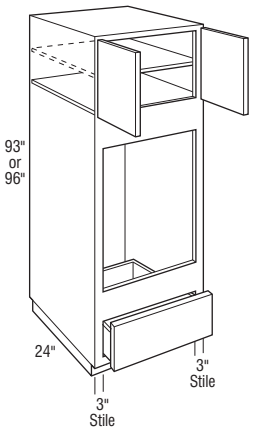

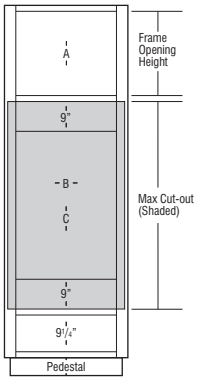

	Cubic Feet	1	2	3	4	5	6	7
OCD279324DDAH	41.3	4070	4268	4420	4661	4898	5356	5814
OCD309324DDAH	45.7	4690	4919	5094	5371	5644	6172	6700
OCD339324DDAH	50.0	5343	5604	5802	6119	6430	7031	7632
OCD369324DDAH	54.4	5974	6266	6488	6842	7190	7862	8534
OCD399324DDAH	58.7	6611	6934	7180	7570	7956	8700	9444
OCD279624DDAH	42.6	4070	4268	4420	4661	4898	5356	5814
OCD309624DDAH	47.1	4690	4919	5094	5371	5644	6172	6700
OCD339624DDAH	51.6	5343	5604	5802	6119	6430	7031	7632
OCD369624DDAH	56.1	5974	6266	6488	6842	7190	7862	8534
OCD399624DDAH	60.6	6611	6934	7180	7570	7956	8700	9444

- AH represents upper section alignment with doors on 24″ or 27″ high cabinets.
- Upper section has one full depth adjustable shelf.
- Shipped with loose toekick unless ATTTK or Flush Toekick is specified.
- On the 96″ high, flush toekick option not available in conjunction with Wide Top Rail unless loose Flush Toekick is specified.
- All top and bottom cross rails are 1 1/2″ wide.
- For built-in appliance support, OCINSTALLKIT is included in 24″ deep oven cabinets.
- Oven cabinet cut-out is shaded in gray and is cut out on job site.
- For built-in double oven applications, remove drawers as needed.
- Cabinet installation kit will not be included when depth is modified.
- A cabinet installation kit will be provided.
- Increased Heights modification will increase the height of the upper cabinet section. The bottom section will retain its original height.
- Reduced Depths available in 1/4″ increments from 12″ to 23 3/4″.

	A Frame Opening Height	B Cut-out Width		C Cut-out Height		Door Height (Upper Section)
		Min.	Max.	Min.	Max.	Full Overlay
OCD279324DDAH	21″	21″	25 1/2″	37 1/4″	52 1/4″	23 1/2″
OCD309324DDAH	21″	24″	28 1/2″	37 1/4″	52 1/4″	23 1/2″
OCD339324DDAH	21″	27″	31 1/2″	37 1/4″	52 1/4″	23 1/2″
OCD369324DDAH	21″	30″	34 1/2″	37 1/4″	52 1/4″	23 1/2″
OCD399324DDAH	21″	33″	37 1/2″	37 1/4″	52 1/4″	23 1/2″
OCD279624DDAH	24″	21″	25 1/2″	37 1/4″	52 1/4″	26 1/2″
OCD309624DDAH	24″	24″	28 1/2″	37 1/4″	52 1/4″	26 1/2″
OCD339624DDAH	24″	27″	31 1/2″	37 1/4″	52 1/4″	26 1/2″
OCD369624DDAH	24″	30″	34 1/2″	37 1/4″	52 1/4″	26 1/2″
OCD399624DDAH	24″	33″	37 1/2″	37 1/4″	52 1/4″	26 1/2″

Maximum cut-out dimension will allow 1/4″ reveal for doors and drawer fronts for trim kit face clearance.

Door & Drawer Options

AF	CC	CG	GAMD	HC	IFHG	MC	MD	MFO	PRMD	SHMD	SPLITDR	SPLITDRWS
		✓	✓		✓		✓	✓	✓	✓	✓	

End Panel Options

AUTH	CSFPE	EXBK	EXDN	FL/FR	FPE	INTGE	IPE
✓	✓	✓		✓	✓	✓	

Custom Modification Options

ADD_SHLF	ADDTK	ADRW	ATTTK	BVR	CBO	CCO	CFNTO	CFP	CFRMO	CLIP	CND	CSDGBK	DRWTK[1]	EX	EX_OL	FLUT[2]	FTK	ID
			✓		✓	✓	✓		✓	✓	✓	✓	✓	✓	✓	✓	✓	✓

IH[3]	IW[4]	MIP	OBRB	PFINBTMB	RD	RECTK	RH	ROSFLUT	RT	SCPDRW	TD	TKP	TVR	VTK	WS	WTCD	WTKCUP	WTR
✓	✓	✓	✓		✓	✓		✓	✓		✓		✓	✓	✓			✓

[1] Not available on units over 36″ wide and only available when used in conjunction with attach toekick modification.
[2] Not available with 6″ fluting.
[3] Not available on 96″ high.
[4] Only available on 39″ wide.

IH/RH availability charts starting on page G•40.
IW/RW availability charts starting on page G•46.

How to Use Your Kemper Emerge Price List

Your Kemper Emerge price guide contains charts with prices for each cabinetry product, arranged according to an alphabetical code. Use the chart below to determine the price code for your preferred cabinetry style.

Then refer to the various sections of this binder to find the types and sizes of cabinets required. Read across each chart to the column that corresponds to your style's price code to determine the price for each unit.

For example, if you want an entertainment base that is 36″ wide and 84″ high in the Kirby Cherry style, you would
- Find the price code for Kirby Cherry ("3" in the chart below)
- Refer to the "Office and Furniture Cabinets" section of this binder
- Locate product code EOD24 (EOD = entertainment open door, 24 = width in inches)
- Read across the chart in the same row to column 3 to find the price for this model in Kirby Cherry

Door Styles	Alder	Cherry	Maple	MDF	Quartersawn Oak	Rustic Alder	Walnut
Amstead NEW	3	5	3		5	3	6
Burke	3	5	3		5	3	6
Burke Beaded Inset	3+15%	5+15%	3+15%		5+15%	3+15%	6+15%
Burke Inset	3+15%	5+15%	3+15%		5+15%	3+15%	6+15%
Butler NEW	4	6	4		6	4	7
Caprice NEW	4	6	4	1	6		7
Caprice Beaded Inset NEW				1+15%			
Caprice Inset NEW				1+15%			
Decker	2	4	2		4	2	6
Decker Beaded Inset	2+15%	4+15%	2+15%		4+15%	2+15%	6+15%
Decker Inset	2+15%	4+15%	2+15%		4+15%	2+15%	6+15%
Gordon	1	3	1		3	1	5
Gordon Beaded Inset	1+15%	3+15%	1+15%		3+15%	1+15%	5+15%
Gordon Inset	1+15%	3+15%	1+15%		3+15%	1+15%	5+15%
Kirby	1	3	1		3	1	5
Kirby Beaded Inset	1+15%	3+15%	1+15%		3+15%	1+15%	5+15%
Kirby Inset	1+15%	3+15%	1+15%		3+15%	1+15%	5+15%
Landry	5	6	5		6	5	7
Landry Beaded Inset	5+15%	6+15%	5+15%		6+15%	5+15%	7+15%
Landry Inset	5+15%	6+15%	5+15%		6+15%	5+15%	7+15%
Northrope NEW	3	5	3		5	3	6
Shanley	1	3	1		3	1	5
Shanley Beaded Inset	1+15%	3+15%	1+15%		3+15%	1+15%	5+15%
Shanley Inset	1+15%	3+15%	1+15%		3+15%	1+15%	5+15%
Tate	2	4	2		4	2	6
Tate Beaded Inset	2+15%	4+15%	2+15%		4+15%	2+15%	6+15%
Tate Inset	2+15%	4+15%	2+15%		4+15%	2+15%	6+15%
Vinson	2	4	2		4	2	6
Vinson Beaded Inset	2+15%	4+15%	2+15%		4+15%	2+15%	6+15%
Vinson Inset	2+15%	4+15%	2+15%		4+15%	2+15%	6+15%
Whitman NEW	1	3	1		3	1	5
Whitman Beaded Inset NEW	1+15%	3+15%	1+15%		3+15%	1+15%	5+15%
Whitman Inset NEW	1+15%	3+15%	1+15%		3+15%	1+15%	5+15%

Kemper Emerge Modification Option Descriptions

Your Kemper Emerge price guide contains charts with modification option codes for each applicable cabinetry product. Reference the listing below to identify the modification description.

Door & Drawer Options

Option	Description
AF	Aluminum Door
CC	Craftsman Door
CG	Cut-for-glass
GAMD	Gallery Mullion Door
IFHG	Inset Finial Hinges
MD	Mullion Door
MFO	Modified Full Overlay
PRMD	Prairie Mullion Door
SGLPN	Single Panel Tall Door
SHMD	Shaker Mullion Door
SPLITDR	Split Doors

End Panel Options

Option	Description
AUTH	Authentic Flush End
CSFPE	Car Siding Flush Panel End
EXBK	End Extended Back
EXDN	Wall End and Back Extended Down
FFD	Face Frame and Door on End
FL/FR	Finished Ends
FPE	Flush Panel End
INTGE	Integral End
IPE	Inset Panel Ends

Custom Modification Options

Option	Description
ADDTK	Add Toekick
ADRW	Add Drawer Below Wall Unit
BVR	Bottom Valance Rail
CBO	Cabinet Box Only
CCO	Cabinet Case Only
CFNTO	Cabinet Front Only
CFP	Cabinet False Panel
CFRMO	Cabinet Frame Only
CLIP	Clipped Corner
CND	Cabinet No Door
CSDGBK	Car Siding Back
DRWTK	Toekick Drawer
EX	Extended Stile
EX_OL	Extended Stile with Overlay
FD	Full Depth Shelf
FLUT	Fluting
FTK	Flush Toekick
ID	Increased Depth
IH	Increased Height
INVFRM	Inverted Frame
IW	Increased Width
MIP	Matching Interior
OBRB	Open Bottom Rail Base
PFINBTMB	Finished Bottom
RD	Reduced Depth
RECTK	Recessed Toekick
RECTKFRT	Recessed Toekick Front
RH	Reduced Height
ROSFLUT	Rose Fluting
RT	Roll Trays
RW	Reduced Width
STORB	Storage Open Rail Base
TD	Tray Divider
TKP	Toekick Pedestal
TVR	Top Valance Rail
VTK	Void Toekick
WS	Wide Stiles
WTR	Wide Top Rail

ENTRY ENSEMBLE TALL, 66″, 72″, or 78″ HIGH, 21″ DEEP

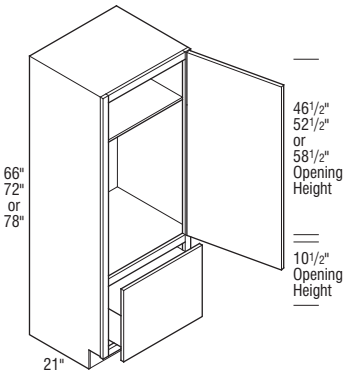

	Cubic Feet	1	2	3	4	5	6	7
EET1866 L or R	17.9	3629	3806	3937	4156	4400	4806	5212
EET2166 L or R	20.7	3976	4167	4315	4549	4820	5263	5706
EET2466 L or R	23.4	4344	4558	4715	4972	5267	5755	6243
EET1872 L or R	19.5	3743	3925	4061	4281	4535	4957	5379
EET2172 L or R	22.5	4097	4293	4443	4688	4966	5422	5878
EET2472 L or R	25.5	4478	4691	4857	5122	5426	5923	6420
EET1878 L or R	21.1	3859	4046	4187	4415	4675	5107	5539
EET2178 L or R	24.3	4220	4424	4577	4826	5113	5584	6055
EET2478 L or R	27.6	4611	4832	5003	5273	5588	6105	6622

- Includes one fixed shelf.
- Matching Interior and Finished Ends standard.
- Large opening on tall doors will include two center panels divided by a horizontal rail.
- Increased Depths available in 1/4″ increments from 21 1/4″ to 24″.
- Reduced Depths available in 1/4″ increments from 12″ to 20 3/4″.

Door & Drawer Options

AF	CC	CG	GAMD	IFHG	MD	MFO	PRMD	SGLPN[1]	SHMD	SPLITDR
✓		✓	✓	✓	✓	✓	✓	✓		

End Panel Options

AUTH	CSFPE	EXBK	EXDN	FFD	FL/FR	FPE	INTGE	IPE
✓	✓	✓		✓		✓	✓	✓

Custom Modification Options

ADDTK	ADRW	BVR	CBO	CCO	CFNTO	CFP	CFRMO	CLIP	CND	CSDGBK	DRWTK	EX	EX_OL	FD	FLUT[2]	FTK	ID	IH	INVFRM
			✓	✓	✓		✓	✓	✓	✓		✓	✓		✓	✓	✓		

IW	MIP	OBRB	PFINBTMB	RD	RECTK	RECTKFRT	RH	ROSFLUT	RT	RW[3]	STORB	TD	TKP	TVR	VTK	WS	WTR
		✓		✓	✓			✓	✓	✓	✓		✓	✓	✓	✓	✓

[1] Only available on 78″ high.
[2] Not available with 6″ fluting.
[3] Only available on 18″ wide.

ENTRY ENSEMBLE DRAWER BASE, 18″ HIGH, 21″ DEEP

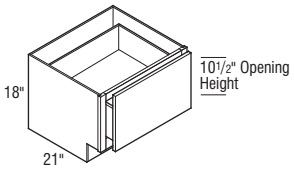

	Cubic Feet	1	2	3	4	5	6	7
EEDB18	5.2	1683	1765	1827	1924	2039	2229	2419
EEDB21	6.0	1774	1858	1923	2029	2149	2345	2541
EEDB24	6.8	1827	1917	1981	2092	2213	2419	2625
EEDB36	9.9	2099	2203	2280	2403	2544	2778	3012

- Matching Interior and Finished Ends standard.
- Increased Depths available in 1/4″ increments from 21 1/4″ to 24″.
- Reduced Depths available in 1/4″ increments from 12″ to 20 3/4″.

Door & Drawer Options

AF	CC	CG	GAMD	IFHG	MD	MFO	PRMD	SGLPN	SHMD	SPLITDR

End Panel Options

AUTH	CSFPE	EXBK	EXDN	FFD	FL/FR	FPE	INTGE	IPE
✓	✓	✓				✓	✓	✓

Custom Modification Options

ADDTK	ADRW	BVR	CBO	CCO	CFNTO	CFP	CFRMO	CLIP	CND	CSDGBK	DRWTK	EX	EX_OL	FD	FLUT[1]	FTK	ID	IH	INVFRM
			✓	✓	✓		✓	✓		✓		✓	✓			✓	✓		

IW	MIP	OBRB	PFINBTMB	RD	RECTK	RECTKFRT	RH	ROSFLUT	RT	RW[2]	STORB	TD	TKP	TVR	VTK	WS	WTR
		✓		✓	✓			✓		✓	✓		✓		✓	✓	✓

[1] 6″ fluting not available with 18″ wide. Fluting both 6″ also not available on 21″ wide.
[2] Only available on 18″ wide.

Entry Ensembles

ENTRY ENSEMBLE OPEN BASE, 18″ HIGH, 21″ DEEP

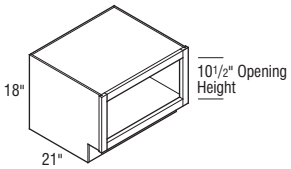

	Cubic Feet	1	2	3	4	5	6	7
EEOB18	5.2	1935	2030	2100	2214	2346	2564	2782
EEOB21	6.0	2037	2134	2209	2332	2471	2695	2919
EEOB24	6.8	2099	2203	2280	2403	2544	2778	3012
EEOB36	9.9	2417	2532	2620	2761	2927	3196	3465

- Matching Interior and Finished Ends standard.
- Increased Depths available in 1/4″ increments from 21 1/4″ to 30″.
- Reduced Depths available in 1/4″ increments from 6″ to 20 3/4″.

Door & Drawer Options

AF	CC	CG	GAMD	IFHG	MD	MFO	PRMD	SGLPN	SHMD	SPLITDR

End Panel Options

AUTH	CSFPE	EXBK	EXDN	FFD	FL/FR	FPE	INTGE	IPE
✓	✓	✓				✓	✓	✓

Custom Modification Options

ADDTK	ADRW	BVR	CBO	CCO	CFNTO	CFP	CFRMO	CLIP	CND	CSDGBK	DRWTK	EX	EX_OL	FD	FLUT[1]	FTK	ID	IH	INVFRM
			✓	✓	✓		✓	✓		✓		✓	✓		✓	✓	✓		

IW	MIP	OBRB	PFINBTMB	RD	RECTK	RECTKFRT	RH	ROSFLUT	RT	RW[2]	STORB	TD	TKP	TVR	VTK	WS	WTR
		✓		✓	✓			✓		✓	✓		✓		✓	✓	✓

[1] Fluting both 6″ not available on 18″ or 21″ wide.
[2] Only available on 18″ wide.

IH/RH availability charts starting on page G•40.
IW/RW availability charts starting on page G•46.

ENTRY ENSEMBLE STACKED WALL OPEN, 46 1/2″, 52″ 1/2″, or 58 1/2″ HIGH

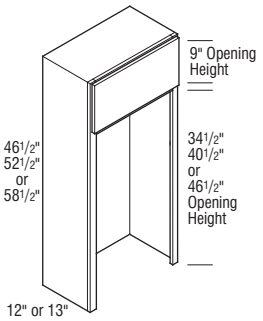

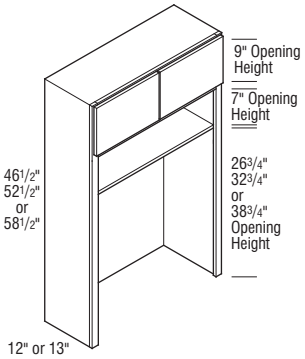

	Cubic Feet	1	2	3	4	5	6	7
EESTWO1846.5 L or R	7.9	1576	1650	1708	1799	1908	2087	2266
EESTWO2146.5 L or R	9.1	1721	1801	1865	1968	2087	2277	2467
EESTWO2446.5 L or R	10.3	1989	2088	2158	2277	2413	2634	2855
EESTWO1852.5 L or R	8.8	1621	1700	1759	1855	1965	2149	2333
EESTWO2152.5 L or R	10.2	1825	1912	1976	2087	2208	2415	2622
EESTWO2452.5 L or R	11.6	2048	2149	2223	2344	2483	2712	2941
EESTWO1858.5 L or R	9.8	1673	1752	1811	1915	2026	2210	2394
EESTWO2158.5 L or R	11.3	1879	1969	2038	2151	2277	2487	2697
EESTWO2458.5 L or R	12.8	2107	2210	2289	2417	2557	2794	3031
EESTWO2446.5	10.3	2239	2345	2429	2561	2711	2960	3209
EESTWO3646.5	15.1	2443	2564	2654	2796	2961	3237	3513
• Includes one fixed shelf.								
EESTWO2452.5	11.6	2303	2417	2500	2635	2792	3048	3304
EESTWO3652.5	17.0	2518	2638	2731	2880	3051	3333	3615
• Includes one fixed shelf.								
EESTWO2458.5	12.8	2374	2488	2577	2714	2875	3140	3405
EESTWO3658.5	18.9	2591	2717	2814	2965	3142	3431	3720
• Includes one fixed shelf.								

Notes below apply to all products in section above:

- Matching Interior and Finished Ends standard.
- Inset and Beaded Inset styles are a standard 13″ deep.
- Full Overlay Styles:
  - Increased Depths available in 1/4″ increments from 12 1/4″ to 24″.
  - Reduced Depths available in 1/4″ increments from 6″ to 11 3/4″.

Door & Drawer Options

AF	CC	CG	GAMD	IFHG	MD	MFO	PRMD	SGLPN	SHMD	SPLITDR[1]
✓	✓			✓		✓			✓	✓

End Panel Options

AUTH	CSFPE	EXBK	EXDN	FFD	FL/FR	FPE	INTGE	IPE
✓	✓	✓		✓		✓	✓	✓

Custom Modification Options

ADDTK	ADRW	BVR	CBO	CCO	CFNTO	CFP	CFRMO	CLIP	CND	CSDGBK	DRWTK	EX	EX_OL	FD	FLUT[2]	FTK	ID	IH	INVFRM
			✓	✓	✓		✓	✓	✓	✓		✓	✓		✓		✓		

IW	MIP	OBRB	PFINBTMB	RD	RECTK[3]	RECTKFRT	RH	ROSFLUT	RT	RW[4]	STORB	TD	TKP	TVR	VTK	WS[5]	WTR
				✓	✓			✓		✓				✓		✓	✓

[1] Not available on 18″ or 21″ wide.
[2] Not available with 6″ fluting.
[3] Only available with RECTKL.R.BK.
[4] Only available on 18″ and 36″ wide.
[5] Not available on 24″ (2 doors) wide.

Entry Ensembles

ENTRY ENSEMBLE STACKED WALL, 46 1/2″, 52 1/2″, or 58 1/2″ HIGH

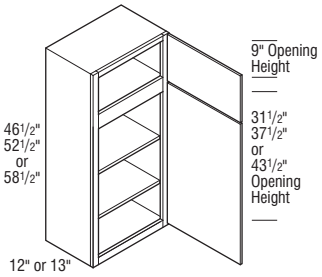

	Cubic Feet	1	2	3	4	5	6	7
EESTW1846.5 L or R	7.9	2835	2972	3077	3243	3437	3754	4071
EESTW2146.5 L or R	9.1	3100	3252	3367	3548	3761	4106	4451
EESTW2446.5 L or R	10.3	3389	3549	3675	3874	4106	4484	4862
• Includes two adjustable shelves.								
EESTW1852.5 L or R	8.8	2923	3066	3172	3342	3541	3868	4195
EESTW2152.5 L or R	10.2	3193	3347	3468	3654	3872	4229	4586
EESTW2452.5 L or R	11.6	3490	3658	3785	3994	4232	4621	5010
• Includes three adjustable shelves.								
EESTW1858.5 L or R	9.8	3012	3157	3270	3445	3650	3986	4322
EESTW2158.5 L or R	11.3	3287	3447	3571	3765	3987	4355	4723
EESTW2458.5 L or R	12.8	3594	3770	3903	4110	4358	4759	5160
• Includes three adjustable shelves.								

Notes below apply to all products in section above:

- Matching Interior and Finished Ends standard.
- Inset and Beaded Inset styles are a standard 13″ deep.
- Full Overlay Styles:
  - Increased Depths available in 1/4″ increments from 12 1/4″ to 30″.
  - Reduced Depths available in 1/4″ increments from 6″ to 11 3/4″.
- Inset and Beaded Inset Styles:
  - Increased Depths available in 1/4″ increments from 13 1/4″ to 24″.
  - Reduced Depths available in 1/4″ increments from 6″ to 12 3/4″.

Door & Drawer Options

AF	CC	CG	GAMD	IFHG	MD	MFO	PRMD	SGLPN	SHMD	SPLITDR
✓	✓	✓	✓	✓	✓	✓	✓		✓	

End Panel Options

AUTH	CSFPE	EXBK	EXDN	FFD	FL/FR	FPE	INTGE	IPE
✓	✓	✓	✓	✓		✓	✓	✓

Custom Modification Options

ADDTK	ADRW	BVR	CBO	CCO	CFNTO	CFP	CFRMO	CLIP	CND	CSDGBK	DRWTK	EX	EX_OL	FD	FLUT[1]	FTK	ID	IH	INVFRM
✓	✓	✓	✓	✓	✓		✓	✓	✓	✓		✓	✓		✓	✓	✓		✓

IW	MIP	OBRB	PFINBTMB	RD	RECTK	RECTKFRT	RH	ROSFLUT	RT	RW[2]	STORB	TD	TKP	TVR	VTK	WS	WTR
		✓	✓	✓	✓			✓		✓			✓	✓		✓	✓

[1] Not available with 6″ fluting.
[2] Only available on 18″ wide.

IH/RH availability charts starting on page G•40.
IW/RW availability charts starting on page G•46.

ENTRY ENSEMBLE STACKED WALL MESSAGE, 46 1/2″, 52 1/2″, or 58 1/2″ HIGH

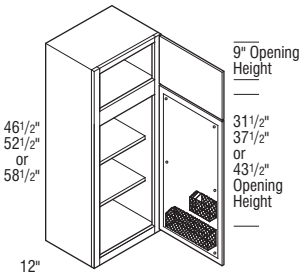

	Cubic Feet	1	2	3	4	5	6	7
EESTWM1846.5 L or R	7.9	3089	3240	3350	3536	3744	4090	4436
EESTWM2146.5 L or R	9.1	3377	3539	3665	3864	4095	4472	4849
• Includes two adjustable shelves.								
EESTWM1852.5 L or R	8.8	3185	3337	3452	3642	3859	4216	4573
EESTWM2152.5 L or R	10.2	3477	3646	3775	3979	4217	4605	4993
• Includes three adjustable shelves.								
EESTWM1858.5 L or R	9.8	3277	3437	3556	3749	3971	4340	4709
EESTWM2158.5 L or R	11.3	3583	3756	3889	4099	4342	4743	5144
• Includes three adjustable shelves.								

Notes below apply to all products in section above:

- Matching Interior and Finished Ends standard.
- Includes whiteboard, pencil holder, and mail holder.
- Full Overlay Styles:
  - Increased Depths available in 1/4″ increments from 12 1/4″ to 30″.
  - Reduced Depths available in 1/4″ increments from 9″ to 11 3/4″.
- Not available on Inset and Beaded Inset styles.

Door & Drawer Options

AF	CC	CG	GAMD	IFHG	MD	MFO	PRMD	SGLPN	SHMD	SPLITDR
✓	✓	✓				✓			✓	

End Panel Options

AUTH	CSFPE	EXBK	EXDN	FFD	FL/FR	FPE	INTGE	IPE
✓	✓	✓	✓			✓	✓	

Custom Modification Options

ADDTK	ADRW	BVR	CBO	CCO	CFNTO	CFP	CFRMO	CLIP	CND	CSDGBK	DRWTK	EX	EX_OL	FD	FLUT[1]	FTK	ID	IH	INVFRM
✓	✓	✓							✓	✓		✓	✓		✓	✓	✓		✓

IW	MIP	OBRB	PFINBTMB	RD	RECTK	RECTKFRT	RH	ROSFLUT	RT	RW	STORB	TD	TKP	TVR	VTK	WS	WTR
		✓	✓	✓	✓			✓					✓	✓			✓

[1] Not available with 6″ fluting.

Entry Ensemble Accessories

		Cubic Feet	1	2	3	4	5	6	7
SINGLE HOOK NICKEL	**EEHSN**	0.2	64	64	64	64	64	64	64

Modifications Are Not Available

DOUBLE HOOK NICKEL	**EEHDN**	0.2	110	110	110	110	110	110	110

Modifications Are Not Available

SINGLE HOOK BLACK	**EEHSB**	0.2	59	59	59	59	59	59	59

Modifications Are Not Available

DOUBLE HOOK BLACK	**EEHDB**	0.2	99	99	99	99	99	99	99

Modifications Are Not Available

POWER STRIP	**EEPWR**	0.2	238	238	238	238	238	238	238

- Power strip is black.

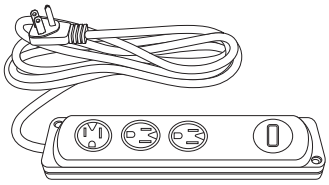

Modifications Are Not Available

GROMMET	**EEGRM**	0.2	10	10	10	10	10	10	10

- Grommet is black.

Modifications Are Not Available

IH/RH availability charts starting on page G•40.
IW/RW availability charts starting on page G•46.

ENTRY ENSEMBLE 1, 66″ WIDE x 78″ HIGH x 21″ DEEP

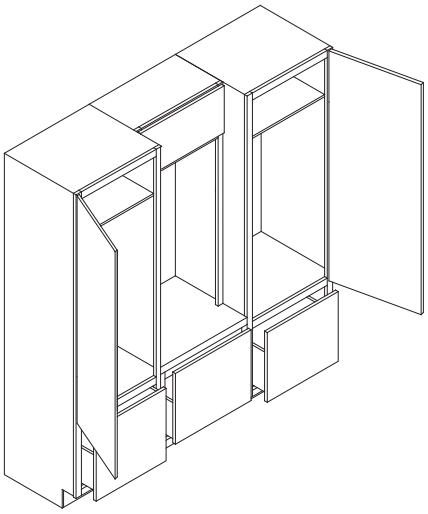

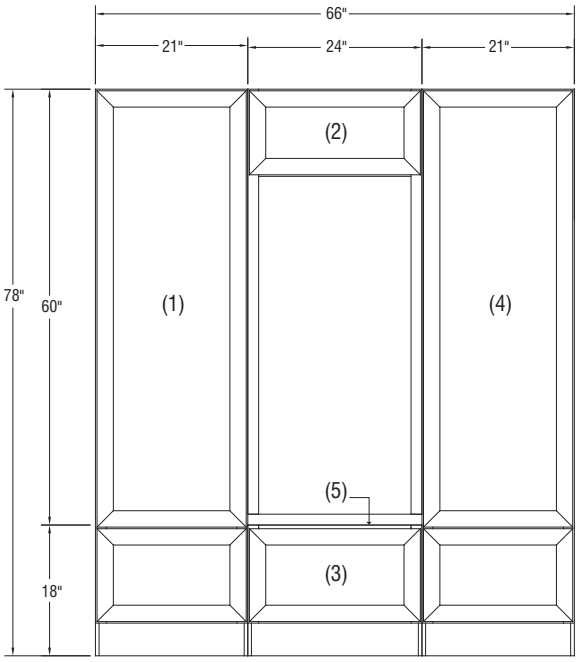

Parts Required	Quantity
(1) EET____	1
(2) EESTWO____	1
(3) EEDB__	1
(4) EET____	1
(5) WOODTOP	1

ENTRY ENSEMBLE 2, 72″ WIDE x 72″ HIGH x 21″ DEEP

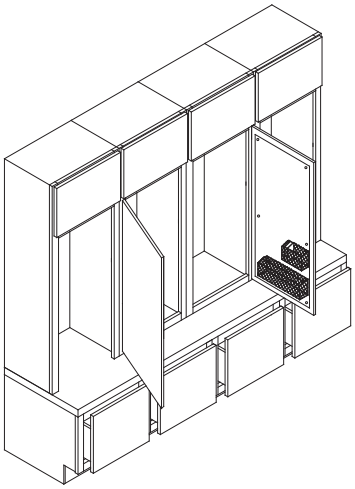

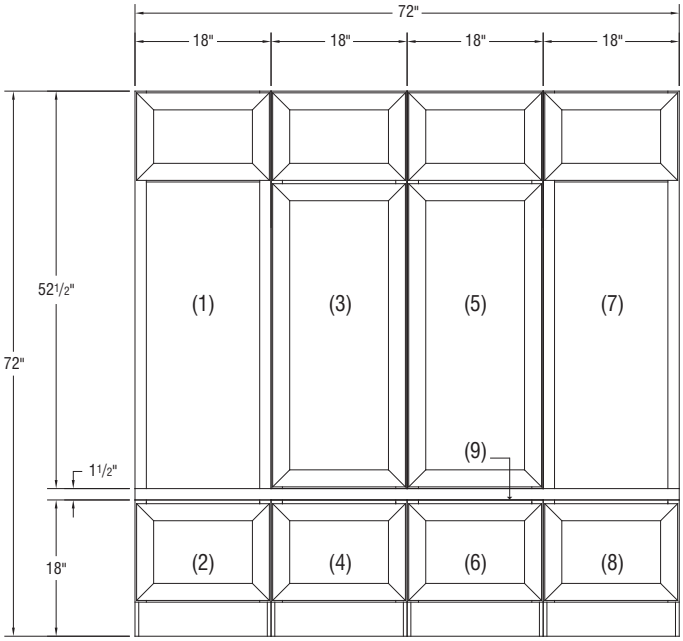

Parts Required	Quantity
(1) EESTWO____	1
(2) EEDB__	1
(3) EESTWM____	1
(4) EEDB__	1
(5) EESTW____	1
(6) EEDB__	1
(7) EESTWO____	1
(8) EEDB__	1
(9) WOODTOP	1

ENTRY ENSEMBLE 3, 72″ WIDE x 78″ HIGH x 21″ DEEP

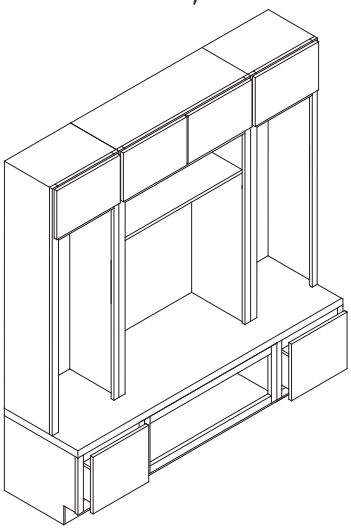

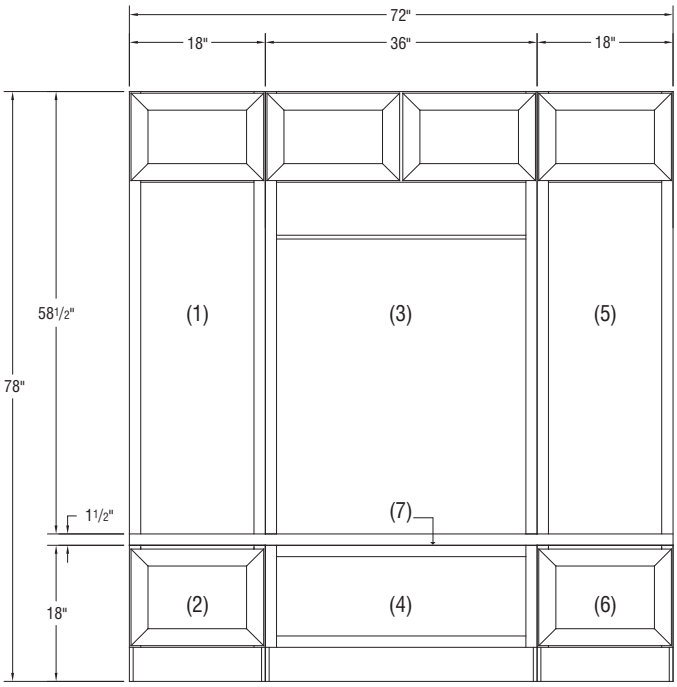

Parts Required	Quantity
(1) EESTWO____	1
(2) EEDB__	1
(3) EESTWO____	1
(4) EEOB__	1
(5) EESTWO____	1
(6) EEDB__	1
(7) WOODTOP	1

Entertainment Centers

ENTERTAINMENT OPEN DRAWER, 18″ HIGH, 21″ DEEP

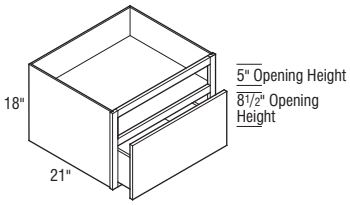

	Cubic Feet	1	2	3	4	5	6	7
EOD24	6.8	1511	1582	1637	1725	1830	1998	2166

- Finished Ends and Matching Interior standard.
- Void toekick standard.
- Increased Depths available in 1/4″ increments from 21 1/4″ to 24″.
- Reduced Depths available in 1/4″ increments from 12″ to 20 3/4″.

Door & Drawer Options

AF	CC	CG	GAMD	IFHG	MD	MFO	PRMD	SGLPN	SHMD	SPLITDR

End Panel Options

AUTH	CSFPE	EXBK	EXDN	FFD	FL/FR	FPE	INTGE	IPE
✓	✓	✓				✓	✓	✓

Custom Modification Options

ADDTK	ADRW	BVR	CBO	CCO	CFNTO	CFP	CFRMO	CLIP	CND	CSDGBK	DRWTK	EX	EX_OL	FD	FLUT	FTK	ID	IH	INVFRM
✓			✓	✓	✓		✓	✓		✓		✓	✓		✓	✓	✓		

IW	MIP	OBRB	PFINBTMB	RD	RECTK	RECTKFRT	RH	ROSFLUT	RT	RW	STORB	TD	TKP	TVR	VTK	WS	WTR
		✓		✓	✓			✓		✓			✓			✓	✓

ENTERTAINMENT BASE, NO TOEKICK, 18″ HIGH, 21″ DEEP

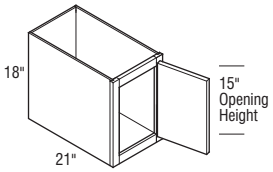

EB12NTK L or R	3.6	1278	1339	1386	1460	1547	1690	1833

- Finished Ends and Matching Interior standard.
- Increased Depths available in 1/4″ increments from 21 1/4″ to 30″.
- Reduced Depths available in 1/4″ increments from 6″ to 20 3/4″.

Door & Drawer Options

AF	CC	CG	GAMD	IFHG	MD	MFO	PRMD	SGLPN	SHMD	SPLITDR
		✓	✓	✓	✓				✓	

End Panel Options

AUTH	CSFPE	EXBK	EXDN	FFD	FL/FR	FPE	INTGE	IPE
✓	✓	✓		✓		✓	✓	✓

Custom Modification Options

ADDTK	ADRW	BVR	CBO	CCO	CFNTO	CFP	CFRMO	CLIP	CND	CSDGBK	DRWTK	EX	EX_OL	FD	FLUT[1]	FTK[2]	ID	IH	INVFRM
✓			✓	✓	✓		✓		✓	✓		✓	✓		✓	✓	✓		

IW	MIP	OBRB	PFINBTMB	RD	RECTK	RECTKFRT	RH	ROSFLUT	RT	RW	STORB	TD	TKP	TVR	VTK	WS[3]	WTR
✓		✓		✓				✓		✓		✓	✓			✓	✓

[1] Not available with 6″ fluting.
[2] Not available with FTKAV and style B-L.
[3] Not available with wide stile both 3″.

ENTERTAINMENT BASE, 27″ HIGH, 18″ DEEP

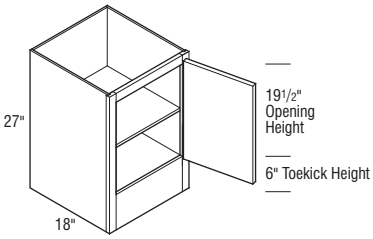

EB18 L or R	6.6	1400	1470	1520	1603	1699	1855	2011

- Finished Ends, Matching Interior, Flush Toekick, and Full Depth Shelf standard.
- Increased Depths available in 1/4″ increments from 18 1/4″ to 30″.
- Reduced Depths available in 1/4″ increments from 6″ to 17 3/4″.

Door & Drawer Options

AF	CC	CG	GAMD	IFHG	MD	MFO	PRMD	SGLPN	SHMD	SPLITDR
		✓	✓	✓	✓		✓		✓	

End Panel Options

AUTH	CSFPE	EXBK	EXDN	FFD	FL/FR	FPE	INTGE	IPE
✓	✓	✓		✓		✓	✓	✓

Custom Modification Options

ADDTK	ADRW	BVR	CBO	CCO	CFNTO	CFP	CFRMO	CLIP	CND	CSDGBK	DRWTK	EX	EX_OL	FD	FLUT[1]	FTK[2]	ID	IH	INVFRM
			✓	✓	✓		✓	✓	✓	✓		✓	✓		✓	✓	✓		

IW	MIP	OBRB	PFINBTMB	RD	RECTK	RECTKFRT	RH	ROSFLUT	RT	RW	STORB	TD	TKP	TVR	VTK	WS	WTR
✓		✓		✓				✓	✓	✓		✓	✓		✓	✓	✓

[1] Not available with fluting both 6″.
[2] Only available on FTKAV and style B-L.

IH/RH availability charts starting on page G•40.
IW/RW availability charts starting on page G•46.

ENTERTAINMENT WALL, 36″ HIGH, 9″ DEEP

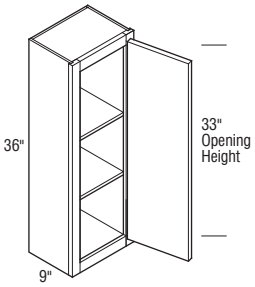

	Cubic Feet	1	2	3	4	5	6	7
EW1236 L or R	3.4	1397	1447	1482	1545	1608	1723	1838

- Finished Ends and Matching Interior standard.
- Increased Depths available in 1/4″ increments from 9 1/4″ to 30″.
- Reduced Depths available in 1/4″ increments from 6″ to 8 3/4″.

Door & Drawer Options

AF	CC	CG	GAMD	IFHG	MD	MFO	PRMD	SGLPN	SHMD	SPLITDR
		✓	✓	✓	✓	✓			✓	

End Panel Options

AUTH	CSFPE	EXBK	EXDN	FFD	FL/FR	FPE	INTGE	IPE
✓	✓	✓	✓			✓	✓	✓

Custom Modification Options

ADDTK	ADRW	BVR	CBO	CCO	CFNTO	CFP	CFRMO	CLIP	CND	CSDGBK	DRWTK	EX	EX_OL	FD	FLUT[1]	FTK[2]	ID	IH	INVFRM
✓			✓	✓	✓		✓		✓	✓		✓	✓		✓	✓	✓		

IW	MIP	OBRB	PFINBTMB	RD	RECTK	RECTKFRT	RH	ROSFLUT	RT	RW	STORB	TD	TKP	TVR	VTK	WS[3]	WTR
✓		✓	✓	✓	✓			✓		✓			✓			✓	✓

[1] Not available with 6″ fluting.
[2] Not available with FTKAV and style B-L.
[3] Not available with wide stile both 3″.

ENTERTAINMENT STACKED WALL, 58 1/2″ HIGH, 18″ DEEP

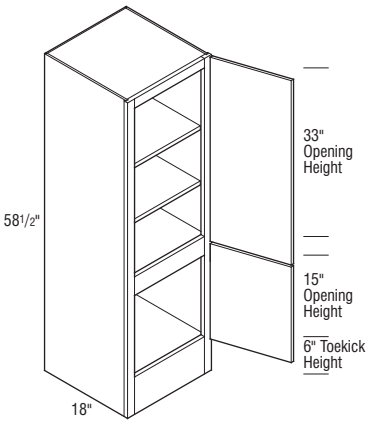

	Cubic Feet	1	2	3	4	5	6	7
ESTW1858.5 L or R	13.9	2463	2575	2664	2785	2885	3053	3221

- Finished Ends, Matching Interior, and Flush Toekick standard.
- Increased Depths available in 1/4″ increments from 18 1/4″ to 30″.
- Reduced Depths available in 1/4″ increments from 6″ to 17 3/4″.

Door & Drawer Options

AF	CC	CG	GAMD	IFHG	MD	MFO	PRMD	SGLPN	SHMD	SPLITDR
		✓	✓	✓	✓	✓	✓		✓	

End Panel Options

AUTH	CSFPE	EXBK	EXDN	FFD	FL/FR	FPE	INTGE	IPE
✓	✓	✓	✓	✓		✓	✓	✓

Custom Modification Options

ADDTK	ADRW	BVR	CBO	CCO	CFNTO	CFP	CFRMO	CLIP	CND	CSDGBK	DRWTK	EX	EX_OL	FD	FLUT[1]	FTK[2]	ID	IH	INVFRM
			✓	✓	✓		✓	✓	✓	✓		✓	✓		✓	✓	✓		✓

IW	MIP	OBRB	PFINBTMB	RD	RECTK	RECTKFRT	RH	ROSFLUT	RT	RW	STORB	TD	TKP	TVR	VTK	WS	WTR
✓		✓		✓				✓		✓			✓	✓		✓	✓

[1] Not available with 6″ fluting.
[2] Only available with FTKAV and style B-L.

FOUR DRAWER ENTERTAINMENT BASE, 27″ HIGH, 18″ DEEP

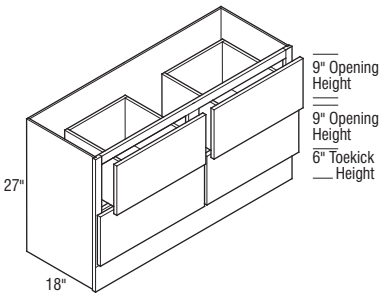

	Cubic Feet	1	2	3	4	5	6	7
4EDB48	16.7	3878	4067	4209	4437	4703	5135	5567

- Finished Ends, Matching Interior, and Flush Toekick standard.
- Increased Depths available in 1/4″ increments from 18 1/4″ to 24″.
- Reduced Depths available in 1/4″ increments from 12″ to 17 3/4″.

Door & Drawer Options

AF	CC	CG	GAMD	IFHG	MD	MFO	PRMD	SGLPN	SHMD	SPLITDR

End Panel Options

AUTH	CSFPE	EXBK	EXDN	FFD	FL/FR	FPE	INTGE	IPE
✓	✓	✓				✓	✓	✓

Custom Modification Options

ADDTK	ADRW	BVR	CBO	CCO	CFNTO	CFP	CFRMO	CLIP	CND	CSDGBK	DRWTK	EX	EX_OL	FD	FLUT[1]	FTK[2]	ID	IH	INVFRM
			✓	✓	✓		✓			✓		✓	✓		✓	✓	✓		

IW	MIP	OBRB	PFINBTMB	RD	RECTK	RECTKFRT	RH	ROSFLUT	RT	RW	STORB	TD	TKP	TVR	VTK	WS	WTR
		✓		✓				✓		✓			✓		✓	✓	✓

[1] Not available with 6″ fluting.
[2] Only available with FTKAV and style B-L.

Entertainment Centers

FOUR DRAWER ENTERTAINMENT BASE, NO TOEKICK, 18″ HIGH, 15″ DEEP

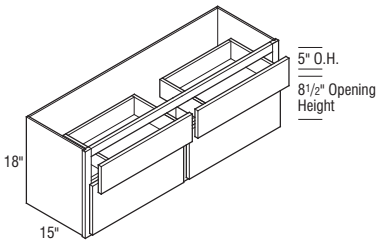

	Cubic Feet	1	2	3	4	5	6	7
4EDB48NTK	9.8	3268	3422	3542	3735	3959	4323	4687

- Finished Ends and Matching Interior standard.
- Increased Depths available in 1/4″ increments from 15 1/4″ to 24″.
- Reduced Depths available in 1/4″ increments from 12″ to 14 3/4″.

Door & Drawer Options

AF	CC	CG	GAMD	IFHG	MD	MFO	PRMD	SGLPN	SHMD	SPLITDR

End Panel Options

AUTH	CSFPE	EXBK	EXDN	FFD	FL/FR	FPE	INTGE	IPE
✓	✓	✓				✓	✓	✓

Custom Modification Options

ADDTK	ADRW	BVR	CBO	CCO	CFNTO	CFP	CFRMO	CLIP	CND	CSDGBK	DRWTK	EX	EX_OL	FD	FLUT[1]	FTK	ID	IH	INVFRM
			✓	✓	✓		✓			✓		✓	✓		✓		✓		

IW	MIP	OBRB	PFINBTMB	RD	RECTK	RECTKFRT	RH	ROSFLUT	RT	RW	STORB	TD	TKP	TVR	VTK	WS	WTR
				✓				✓		✓						✓	✓

[1] Not available with 6″ fluting.

SIX DRAWER ENTERTAINMENT BASE, NO TOEKICK, 22 1/2″ HIGH, 18″ DEEP

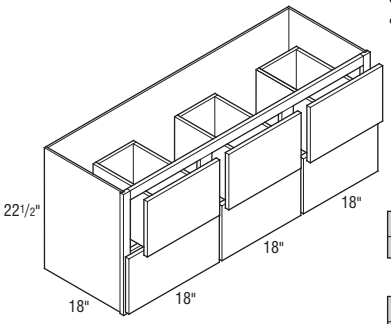

	Cubic Feet	1	2	3	4	5	6	7
6EDB54	15.8	3918	4107	4251	4481	4748	5186	5624

- Finished Ends and Matching Interior standard.
- Increased Depths available in 1/4″ increments from 15 1/4″ to 24″.
- Reduced Depths available in 1/4″ increments from 12″ to 17 3/4″.

Door & Drawer Options

AF	CC	CG	GAMD	IFHG	MD	MFO	PRMD	SGLPN	SHMD	SPLITDR

End Panel Options

AUTH	CSFPE	EXBK	EXDN	FFD	FL/FR	FPE	INTGE	IPE
✓	✓	✓				✓	✓	✓

Custom Modification Options

ADDTK	ADRW	BVR	CBO	CCO	CFNTO	CFP	CFRMO	CLIP	CND	CSDGBK	DRWTK	EX	EX_OL	FD	FLUT[1]	FTK	ID	IH	INVFRM
			✓	✓	✓		✓					✓	✓		✓		✓		

IW	MIP	OBRB	PFINBTMB	RD	RECTK	RECTKFRT	RH	ROSFLUT	RT	RW	STORB	TD	TKP	TVR	VTK	WS	WTR
				✓				✓		✓						✓	✓

[1] Not available with 6″ fluting.

ENTERTAINMENT BASE with DRAWERS, 22 1/2″ HIGH, 18″ DEEP

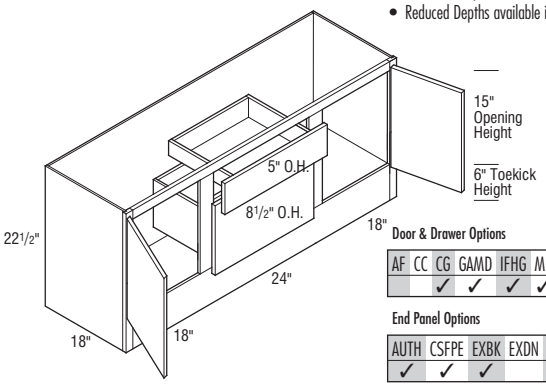

	Cubic Feet	1	2	3	4	5	6	7
EBDB60	17.5	3134	3283	3400	3584	3799	4147	4495

- Finished Ends, Matching Interior, and Flush Toekick standard.
- Increased Depths available in 1/4″ increments from 18 1/4″ to 24″.
- Reduced Depths available in 1/4″ increments from 12″ to 17 3/4″.

Door & Drawer Options

AF	CC	CG	GAMD	IFHG	MD	MFO	PRMD	SGLPN	SHMD	SPLITDR
		✓	✓	✓	✓		✓			

End Panel Options

AUTH	CSFPE	EXBK	EXDN	FFD	FL/FR	FPE	INTGE	IPE
✓	✓	✓				✓	✓	✓

Custom Modification Options

ADDTK	ADRW	BVR	CBO	CCO	CFNTO	CFP	CFRMO	CLIP	CND	CSDGBK	DRWTK	EX	EX_OL	FD	FLUT[1]	FTK[2]	ID	IH	INVFRM
			✓	✓	✓	✓	✓		✓			✓	✓		✓	✓	✓		

IW	MIP	OBRB	PFINBTMB	RD	RECTK	RECTKFRT	RH	ROSFLUT	RT	RW	STORB	TD	TKP	TVR	VTK	WS	WTR
		✓		✓				✓	✓				✓		✓	✓	✓

[1] Not available with 6″ fluting.
[2] Only available with FTKAV and style B-L.

IH/RH availability charts starting on page G•40.
IW/RW availability charts starting on page G•46.

ENTERTAINMENT BOX COLUMN FILLER, 22 1/2″ HIGH, 15″ DEEP

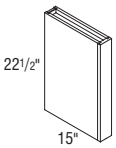

	Cubic Feet	1	2	3	4	5	6	7
EBCF322.5	1.1	646	646	646	646	646	646	646

- Flush Toekick and Flush Panel Ends standard.
- Reversible, may be used on either left or right end.
- Front and both sides finished, back is unfinished.
- Enclosed top and bottom.
- Increased Depths available in 1/4″ increments from 15 1/4″ to 30″.
- Reduced Depths available in 1/4″ increments from 9″ to 14 3/4″.
- Not intended for use horizontally as shelving. Use Floating Shelves on page R•22.

Door & Drawer Options

AF	CC	CG	GAMD	IFHG	MD	MFO	PRMD	SGLPN	SHMD	SPLITDR

End Panel Options

AUTH	CSFPE	EXBK	EXDN	FFD	FL/FR	FPE	INTGE	IPE
	✓							

Custom Modification Options

ADDTK	ADRW	BVR	CBO	CCO	CFNTO	CFP	CFRMO	CLIP	CND	CSDGBK	DRWTK	EX	EX_OL	FD	FLUT[1]	FTK	ID	IH	INVFRM
															✓		✓		

IW	MIP	OBRB	PFINBTMB	RD	RECTK	RECTKFRT	RH	ROSFLUT	RT	RW	STORB	TD	TKP	TVR	VTK	WS	WTR
				✓				✓									

[1] Not available with 6″ fluting.

ENTERTAINMENT BOX COLUMN FILLER, 27″ HIGH, 18″ DEEP

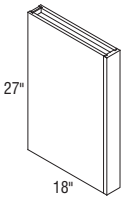

EBCF327	2.1	686	686	686	686	686	686	686

- Flush Toekick and Flush Panel Ends standard.
- Reversible, may be used on either left or right end.
- Front and both sides finished, back is unfinished.
- Enclosed top and bottom.
- Increased Depths available in 1/4″ increments from 18 1/4″ to 30″.
- Reduced Depths available in 1/4″ increments from 9″ to 17 3/4″.
- Not intended for use horizontally as shelving. Use Floating Shelves on page R•22.

Door & Drawer Options

AF	CC	CG	GAMD	IFHG	MD	MFO	PRMD	SGLPN	SHMD	SPLITDR

End Panel Options

AUTH	CSFPE	EXBK	EXDN	FFD	FL/FR	FPE	INTGE	IPE
	✓							

Custom Modification Options

ADDTK	ADRW	BVR	CBO	CCO	CFNTO	CFP	CFRMO	CLIP	CND	CSDGBK	DRWTK	EX	EX_OL	FD	FLUT[1]	FTK	ID	IH	INVFRM
															✓		✓		

IW	MIP	OBRB	PFINBTMB	RD	RECTK	RECTKFRT	RH	ROSFLUT	RT	RW	STORB	TD	TKP	TVR	VTK	WS	WTR
				✓				✓									

[1] Not available with 6″ fluting.

SQUARE FOOT, 3 3/4″ x 3 3/4″ x 4″ HIGH

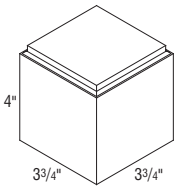

SMSQFOOT	0.3	301	301	301	301	301	301	301

- 3 3/4″ W x 4″ H x 3 3/4″ D.
- Glazes and/or Techniques available: F, P, HW, XHW.
- Not available in Walnut.

Modifications Are Not Available

Glazes and Techniques
F = Flooded (see page E•4.)
P = Penned (see page E•4.)
TW = Timeworn (see page E•4.)
XTW = Extra Timeworn (see page E•4.)
HW = Hewn (see page E•4.)
XHW = Extra Hewn (see page E•4.)

Entertainment Centers

ENTERTAINMENT TOPPER, 3/4″ THICK, 10″ DEEP

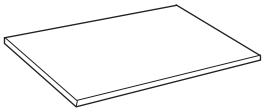

	Cubic Feet	1	2	3	4	5	6	7
ET13	0.8	61	61	61	61	61	61	61

- If special sizing is required, order 3/4VEN2S.
- Top and bottom finished standard.
- All edges banded.

Modifications Are Not Available

ENTERTAINMENT TOPPER, 3/4″ THICK, 19″ DEEP

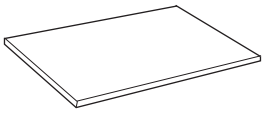

ET19	2.2	166	166	166	166	166	166	166

- If special sizing is required, order 3/4VEN2S.
- Top and bottom finished standard.
- All edges banded.

Modifications Are Not Available

ENTERTAINMENT PLATFORM, 3/4″ THICK, 22″ DEEP

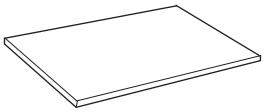

EP49	6.8	490	490	490	490	490	490	490
EP73	11.6	728	728	728	728	728	728	728

- If special sizing is required, order 3/4VEN2S.
- Top and bottom finished standard.
- All edges banded.

Modifications Are Not Available

ENTERTAINMENT WOOD TOPS with BEVELED EDGE, 1 1/2″ THICK

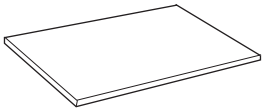

Beveled

3TWT4922BE	10.4	555	555	555	555	555	555	555
1TWT5416BE	10.6	566	566	566	566	566	566	566
2TWT54.516BE	12.2	574	574	574	574	574	574	574
3TWT5516BE	14.1	578	578	578	578	578	578	578
3TWT6119BE	19.1	761	761	761	761	761	761	761
3TWT7322BE	27.1	1054	1054	1054	1054	1054	1054	1054
3TWT8519BE	31.4	1059	1059	1059	1059	1059	1059	1059

- Profiled on 3 sides except 1TWT5416BE and 2TWT54.516BE. See chart below.
- If Increased or Reduced Width or Increased or Reduced Depth is required, order WOODTOPBE.

Code	Profiled Sides	Side Details	Dimensions
3TWT4922BE	3 sides	Front, Left, Right	1 1/2″ x 49″ x 22″
1TWT5416BE	1 side	Front	1 1/2″ x 54″ x 16″
2TWT54.516BE	2 sides: 1 long, 1 short	Front, Left	1 1/2″ x 54 1/2″ x 16″
3TWT5516BE	3 sides	Front, Left, Right	1 1/2″ x 55″ x 16″
3TWT6119BE	3 sides	Front, Left, Right	1 1/2″ x 61″ x 19″
3TWT7322BE	3 sides	Front, Left, Right	1 1/2″ x 73″ x 22″
3TWT8519BE	3 sides	Front, Left, Right	1 1/2″ x 85″ x 19″

Modifications Are Not Available

IH/RH availability charts starting on page G•40.
IW/RW availability charts starting on page G•46.

ENTERTAINMENT WOOD TOPS with OGEE EDGE, 1 1/2″ THICK

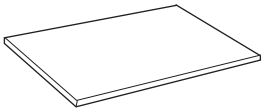

Ogee

	Cubic Feet	1	2	3	4	5	6	7
3TWT49220G	10.4	555	555	555	555	555	555	555
1TWT54160G	10.6	566	566	566	566	566	566	566
2TWT54.5160G	12.2	574	574	574	574	574	574	574
3TWT55160G	14.1	578	578	578	578	578	578	578
3TWT61190G	19.1	761	761	761	761	761	761	761
3TWT73220G	27.1	1054	1054	1054	1054	1054	1054	1054
3TWT85190G	31.4	1059	1059	1059	1059	1059	1059	1059

- Profiled on 3 sides except 1TWT54160G and 2TWT54.5160G. See chart below.
- If Increased or Reduced Width or Increased or Reduced Depth is required, order WOODTOPOG.

Code	Profiled Sides	Side Details	Dimensions
3TWT49220G	3 sides	Front, Left, Right	1 1/2″ x 49″ x 22″
1TWT54160G	1 side	Front	1 1/2″ x 54″ x 16″
2TWT54.5160G	2 sides: 1 long, 1 short	Front, Left	1 1/2″ x 54 1/2″ x 16″
3TWT55160G	3 sides	Front, Left, Right	1 1/2″ x 55″ x 16″
3TWT61190G	3 sides	Front, Left, Right	1 1/2″ x 61″ x 19″
3TWT73220G	3 sides	Front, Left, Right	1 1/2″ x 73″ x 22″
3TWT85190G	3 sides	Front, Left, Right	1 1/2″ x 85″ x 19″

Modifications Are Not Available

ENTERTAINMENT WOOD TOPS with ROUND OVER EDGE, 1 1/2″ THICK

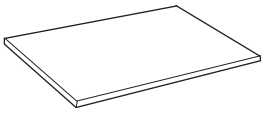

Round Over

3TWT4922RO	10.4	555	555	555	555	555	555	555
1TWT5416RO	10.6	566	566	566	566	566	566	566
2TWT54.516RO	12.2	574	574	574	574	574	574	574
3TWT5516RO	14.1	578	578	578	578	578	578	578
3TWT6119RO	19.1	761	761	761	761	761	761	761
3TWT7322RO	27.1	1054	1054	1054	1054	1054	1054	1054
3TWT8519RO	31.4	1059	1059	1059	1059	1059	1059	1059

- Profiled on 3 sides except 1TWT5416RO and 2TWT54.516RO. See chart below.
- If Increased or Reduced Width or Increased or Reduced Depth is required, order WOODTOPRO.

Code	Profiled Sides	Side Details	Dimensions
3TWT4922RO	3 sides	Front, Left, Right	1 1/2″ x 49″ x 22″
1TWT5416RO	1 side	Front	1 1/2″ x 54″ x 16″
2TWT54.516RO	2 sides: 1 long, 1 short	Front, Left	1 1/2″ x 54 1/2″ x 16″
3TWT5516RO	3 sides	Front, Left, Right	1 1/2″ x 55″ x 16″
3TWT6119RO	3 sides	Front, Left, Right	1 1/2″ x 61″ x 19″
3TWT7322RO	3 sides	Front, Left, Right	1 1/2″ x 73″ x 22″
3TWT8519RO	3 sides	Front, Left, Right	1 1/2″ x 85″ x 19″

Modifications Are Not Available

ENTERTAINMENT WOOD TOPS with SQUARE EDGE, 1 1/2″ THICK

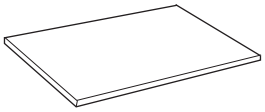

Square

	Cubic Feet	1	2	3	4	5	6	7
3TWT4922SE	10.4	555	555	555	555	555	555	555
1TWT5416SE	10.6	566	566	566	566	566	566	566
2TWT54.516SE	12.2	574	574	574	574	574	574	574
3TWT5516SE	14.1	578	578	578	578	578	578	578
3TWT6119SE	19.1	761	761	761	761	761	761	761
3TWT7322SE	27.1	1054	1054	1054	1054	1054	1054	1054
3TWT8519SE	31.4	1059	1059	1059	1059	1059	1059	1059

- Profiled on 3 sides except 1TWT5416SE and 2TWT54.516SE. See chart below.
- If Increased or Reduced Width or Increased or Reduced Depth is required, order WOODTOPSE.

Code	Profiled Sides	Side Details	Dimensions
3TWT4922SE	3 sides	Front, Left, Right	1 1/2″ x 49″ x 22″
1TWT5416SE	1 side	Front	1 1/2″ x 54″ x 16″
2TWT54.516SE	2 sides: 1 long, 1 short	Front, Left	1 1/2″ x 54 1/2″ x 16″
3TWT5516SE	3 sides	Front, Left, Right	1 1/2″ x 55″ x 16″
3TWT6119SE	3 sides	Front, Left, Right	1 1/2″ x 61″ x 19″
3TWT7322SE	3 sides	Front, Left, Right	1 1/2″ x 73″ x 22″
3TWT8519SE	3 sides	Front, Left, Right	1 1/2″ x 85″ x 19″

Modifications Are Not Available

IH/RH availability charts starting on page G•40.
IW/RW availability charts starting on page G•46.

DAVIS COLLECTION A, 49″ x 24 1/4″ x 22″

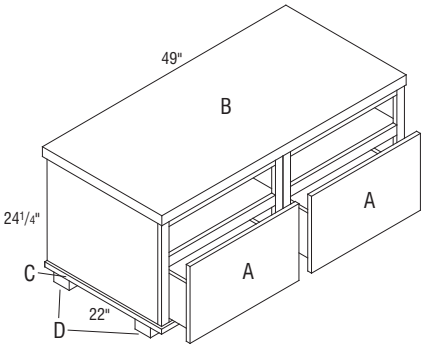

Parts Required	Quantity	Size
(A) EOD24	2	24″ x 18″ x 21″
(B) 3TWT4922	1	1 1/2″ x 49″ x 22″
(C) EP49	1	3/4″ x 49″ x 22″
(D) SMSQFOOT	4	3 3/4″ x 3 3/4″ x 4″

DAVIS COLLECTION B, 73″ x 24 1/4″ x 22″

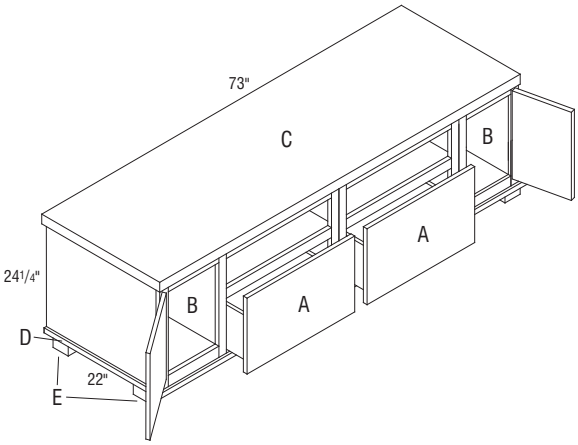

Parts Required	Quantity	Size
(A) EOD24	2	24″ x 18″ x 21″
(B) EB12NTK L or R	2	12″ x 18″ x 21″
(C) 3TWT7322	1	1 1/2″ x 73″ x 22″
(D) EP73	1	3/4″ x 73″ x 22″
(E) SMSQFOOT	6	3 3/4″ x 3 3/4″ x 4″

DAVIS COLLECTION C, 73″ x 61″ x 22″

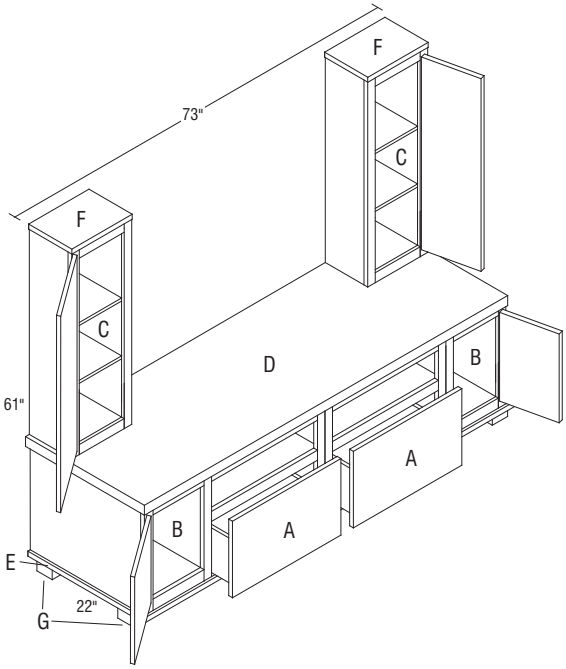

Parts Required	Quantity	Size
(A) EOD24	2	24″ x 18″ x 21″
(B) EB12NTK L or R	2	12″ x 18″ x 21″
(C) EW1236 L or R	2	12″ x 36″ x 9″
(D) 3TWT7322	1	1 1/2″ x 73″ x 22″
(E) EP73	1	3/4″ x 73″ x 22″
(F) ET13	2	3/4″ x 13″ x 10″
(G) SMSQFOOT	6	3 3/4″ x 3 3/4″ x 4″

HUDSON COLLECTION A, 55″ x 24″ x 16″

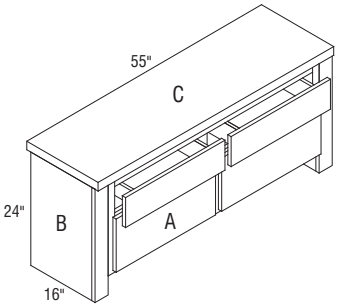

Parts Required	Quantity	Size
(A) 4EDB48NTK	1	48″ x 18″ x 15″
(B) EBCF322.5	2	3″ x 22 1/2″ x 15″
(C) 3TWT5516	1	1 1/2″ x 55″ x 16″

HUDSON COLLECTION B, 73″ x 59 1/4″ x 19″

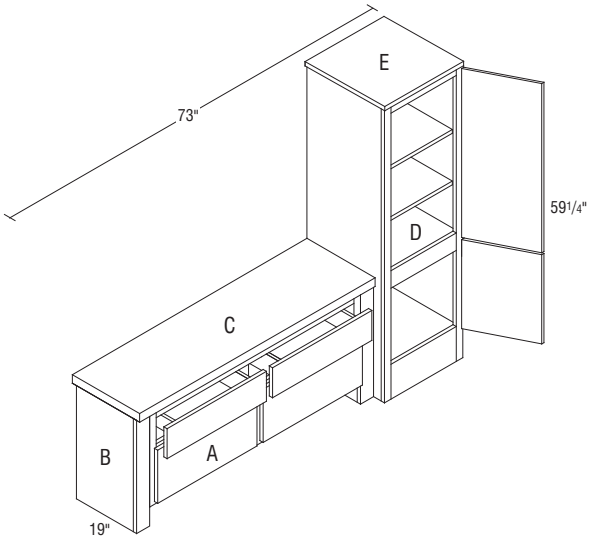

Parts Required	Quantity	Size
(A) 4EDB48NTK	1	48″ x 18″ x 15″
(B) EBCF322.5	2	3″ x 22 1/2″ x 15″
(C) 2TWT54.516	1	1 1/2″ x 54 1/2″ x 16″
(D) ESTW1858.5 L or R	1	18″ x 58 1/2″ x 18″
(E) ET19	1	3/4″ x 19″ x 19″

HUDSON COLLECTION C, 91″ x 59 1/4″ x 19″

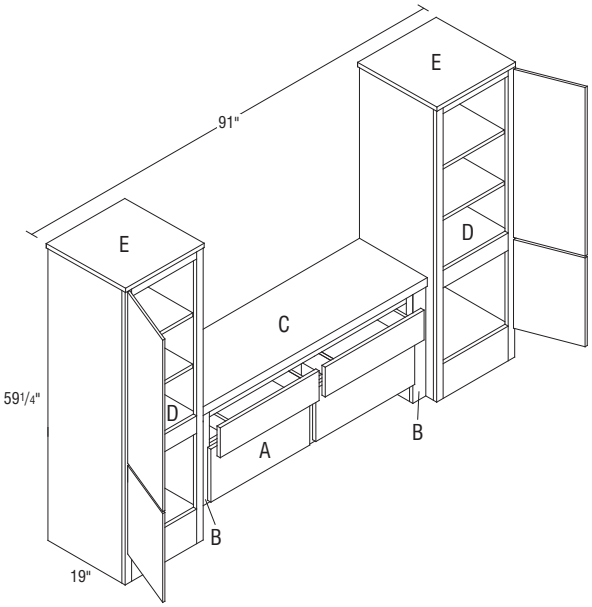

Parts Required	Quantity	Size
(A) 4EDB48NTK	1	48″ x 18″ x 15″
(B) EBCF322.5	2	3″ x 22 1/2″ x 15″
(C) 1TWT5416	1	1 1/2″ x 54″ x 16″
(D) ESTW1858.5 L or R	2	18″ x 58 1/2″ x 18″
(E) ET19	2	3/4″ x 19″ x 19″

HUDSON COLLECTION D, 61″ x 28 1/2″ x 19″

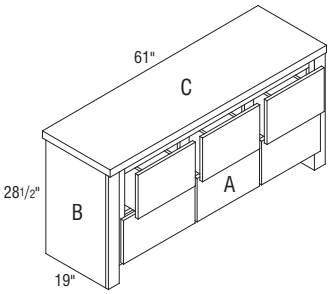

Parts Required	Quantity	Size
(A) 6EDB54	1	54″ x 22 1/2″ x 18″
(B) EBCF327	2	3″ x 27″ x 18″
(C) 3TWT6119	1	1 1/2″ x 61″ x 19″

BENNETT COLLECTION A, 61″ x 24″ x 19″

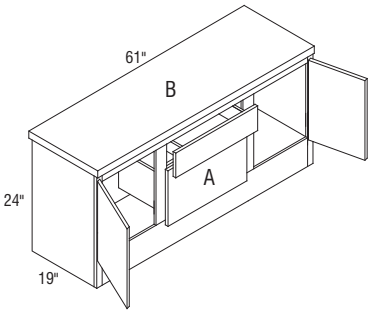

Parts Required	Quantity	Size
(A) EBDB60	1	60″ x 22 1/2″ x 18″
(B) 3TWT6119	1	1 1/2″ x 61″ x 19″

BENNETT COLLECTION B, 85″ x 28 1/2″ x 19″

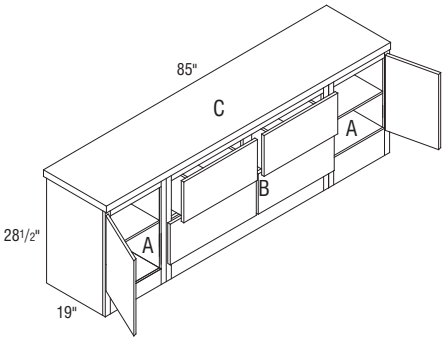

Parts Required	Quantity	Size
(A) EB18 L or R	2	18″ x 27″ x 18″
(B) 4EDB48	1	48″ x 27″ x 18″
(C) 3TWT8519	1	1 1/2″ x 85″ x 19″

DESK DOOR DRAWER BASE, 29″ HIGH, 21″ or 24″ DEEP

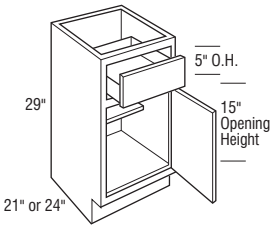

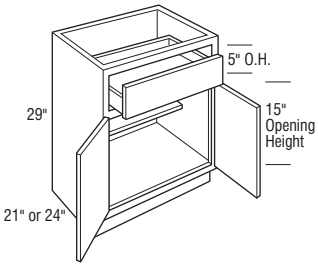

	Cubic Feet	1	2	3	4	5	6	7
DDO122921 L or R	6.4	1456	1502	1557	1642	1730	1890	2050
DDO152921 L or R	7.8	1513	1557	1613	1700	1793	1959	2125
DDO182921 L or R	9.1	1560	1608	1674	1758	1854	2026	2198
DDO212921 L or R	10.5	1612	1659	1721	1816	1916	2092	2268
DDO242921 L or R	11.9	1681	1727	1790	1889	1986	2174	2362
DDO122924 L or R	7.3	1456	1502	1557	1642	1730	1890	2050
DDO152924 L or R	8.8	1513	1557	1614	1700	1793	1959	2125
DDO182924 L or R	10.2	1560	1609	1674	1758	1854	2026	2198
DDO212924 L or R	11.8	1613	1659	1721	1816	1916	2093	2270
DDO242924 L or R	13.4	1682	1727	1790	1889	1986	2174	2362
DDO242921	11.9	1790	1841	1910	2016	2127	2323	2519
DDO272921	12.0	1950	2006	2081	2198	2318	2532	2746
DDO302921	13.2	2126	2187	2269	2396	2527	2759	2991
DDO332921	14.4	2210	2274	2359	2491	2628	2870	3112
DDO362921	15.7	2299	2365	2454	2591	2734	2984	3234
DDO242924	13.4	1790	1841	1910	2016	2127	2323	2519
DDO272924	13.5	1950	2006	2081	2198	2318	2532	2746
DDO302924	14.9	2126	2187	2269	2396	2527	2759	2991
DDO332924	16.3	2210	2274	2359	2491	2628	2870	3112
DDO362924	17.7	2299	2365	2454	2591	2734	2984	3234

- Reduced Depths available in 1/4″ increments from 12″ to 23 3/4″.
- Includes one adjustable 15″ deep shelf.
- Fronts will not align with the 5″ flush toekick Desk Cabinets.
- Base Shoe Moulding (BSM, BBM8) is not recommended.

Door & Drawer Options

AF	CC	CG	GAMD	IFHG	MD	MFO	PRMD[1]	SGLPN	SHMD	SPLITDR
		✓	✓	✓	✓		✓		✓	

End Panel Options

AUTH	CSFPE	EXBK	EXDN	FFD	FL/FR	FPE	INTGE	IPE
✓	✓	✓		✓	✓	✓	✓	✓

Custom Modification Options

ADDTK	ADRW	BVR	CBO	CCO	CFNTO	CFP	CFRMO	CLIP[2]	CND	CSDGBK	DRWTK[1]	EX	EX_OL	FD	FLUT[3]	FTK	ID	IH	INVFRM
			✓	✓	✓	✓	✓	✓	✓	✓	✓	✓	✓	✓	✓				✓

IW	MIP	OBRB	PFINBTMB	RD	RECTK	RECTKFRT	RH	ROSFLUT	RT	RW	STORB	TD	TKP	TVR	VTK	WS[4]	WTR
	✓	✓		✓				✓	✓							✓	✓

[1] Not available on 12″ wide.
[2] Not available on 12″ wide.
[3] 6″ fluting not available on 12″ or 15″ wide. Fluting both 6″ also not available on 18″ or 21″ wide.
[4] Wide stile both 3″ not available on 12″ wide.

IH/RH availability charts starting on page G•40.
IW/RW availability charts starting on page G•46.

DESK OFFICE BASE with FULL HEIGHT DOORS, 29″ HIGH, 24″ DEEP

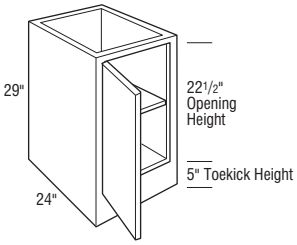

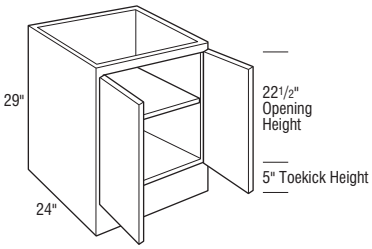

	Cubic Feet	1	2	3	4	5	6	7
DO122924FH L or R	6.3	1225	1284	1330	1398	1483	1621	1759
DO152924FH L or R	7.7	1294	1363	1410	1482	1574	1716	1858
DO182924FH L or R	9.1	1402	1445	1500	1582	1664	1821	1978
DO212924FH L or R	10.5	1455	1527	1582	1662	1763	1925	2087
DO242924FH L or R	11.9	1553	1631	1688	1776	1885	2058	2231
DO242924FH	11.9	1842	1932	2001	2104	2232	2436	2640
DO272924FH	13.3	1962	2061	2132	2244	2381	2603	2825
DO302924FH	14.7	2038	2144	2215	2335	2475	2701	2927
DO332924FH	16.1	2109	2215	2293	2417	2557	2795	3033
DO362924FH	17.5	2190	2298	2380	2504	2657	2900	3143

Notes below apply to all products in section above:

- Flush Toekick standard.
- Increased Depths available in 1/4″ increments from 24 1/4″ to 30″.
- Reduced Depths available from 1/4″ increments from 6″ to 23 3/4″.
- The cabinet's toekick will not align with standard base and vanity cabinets, and will not align with the 4 1/2″ recessed toekick Desk Cabinets.
- Base Shoe Moulding (BSM, BBM8) is not recommended.

Door & Drawer Options

AF	CC	CG	GAMD	IFHG	MD	MFO	PRMD[1]	SGLPN	SHMD	SPLITDR[2]
		✓	✓	✓	✓		✓		✓	✓

End Panel Options

AUTH	CSFPE	EXBK	EXDN	FFD	FL/FR	FPE	INTGE	IPE
✓	✓	✓		✓	✓	✓	✓	✓

Custom Modification Options

ADDTK	ADRW	BVR	CBO	CCO	CFNTO	CFP	CFRMO	CLIP[3]	CND	CSDGBK	DRWTK	EX	EX_OL	FD	FLUT[4]	FTK	ID	IH	INVFRM
			✓	✓	✓		✓	✓	✓	✓		✓	✓		✓		✓		

IW	MIP	OBRB	PFINBTMB	RD	RECTK	RECTKFRT	RH	ROSFLUT	RT	RW	STORB	TD	TKP	TVR	VTK	WS[5]	WTR
	✓	✓		✓				✓	✓							✓	✓

[1] Not available on 12″ wide.
[2] Not available on 12″ to 24″ (1 door) wide.
[3] Not available on 12″ or 24″ (2 doors) wide.
[4] 6″ fluting not available on 12″, 15″ or 24″ (2 doors) wide. Fluting both 6″ also not available with 18″ or 21″ wide.
[5] Not available on 24″ (2 doors) wide. Wide stile both 3″ also not available on 12″ wide.

DESK DRAWER BASE, 29″ HIGH, 21″ or 24″ DEEP

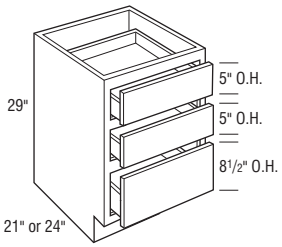

	Cubic Feet	1	2	3	4	5	6	7
DDR122921	6.4	1790	1876	1943	2049	2171	2369	2567
DDR152921	7.8	1876	1967	2038	2148	2275	2483	2691
DDR182921	9.1	1953	2048	2121	2236	2369	2585	2801
DDR212921	10.5	2034	2133	2208	2329	2467	2692	2917
DDR242921	11.9	2109	2210	2290	2414	2557	2791	3025
DDR272921	12.0	2277	2388	2474	2608	2762	3015	3268
DDR302921	13.2	2460	2579	2672	2816	2984	3257	3530
DDR332921	14.4	2656	2785	2884	3041	3222	3516	3810
DDR362921	15.7	2870	3008	3116	3285	3480	3798	4116
DDR122924	7.3	1832	1921	1990	2097	2222	2425	2628
DDR152924	8.8	1921	2013	2085	2199	2330	2543	2756
DDR182924	10.2	2000	2096	2171	2289	2424	2646	2868
DDR212924	11.8	2080	2181	2259	2381	2523	2753	2983
DDR242924	13.4	2158	2264	2344	2472	2618	2858	3098
DDR272924	13.5	2332	2444	2532	2670	2827	3087	3347
DDR302924	14.9	2518	2640	2734	2883	3054	3333	3612
DDR332924	16.3	2720	2851	2953	3113	3298	3600	3902
DDR362924	17.7	2937	3079	3189	3361	3561	3887	4213

- Reduced Depths available in 1/4″ increments from 12″ to 23 3/4″.
- Fronts will not align with the 5″ flush toekick Desk Cabinets.

Door & Drawer Options

AF	CC	CG	GAMD	IFHG	MD	MFO	PRMD	SGLPN	SHMD	SPLITDR
						✓				

End Panel Options

AUTH	CSFPE	EXBK	EXDN	FFD	FL/FR	FPE	INTGE	IPE
✓	✓	✓		✓		✓	✓	✓

Custom Modification Options

ADDTK	ADRW	BVR	CBO	CCO	CFNTO	CFP	CFRMO	CLIP	CND	CSDGBK	DRWTK	EX	EX_OL	FD	FLUT[1]	FTK[2]	ID	IH	INVFRM
			✓	✓	✓	✓	✓	✓	✓	✓		✓	✓		✓	✓			

IW[3]	MIP	OBRB	PFINBTMB	RD	RECTK	RECTKFRT	RH	ROSFLUT	RT	RW	STORB	TD	TKP	TVR	VTK	WS	WTR
✓	✓	✓		✓	✓			✓					✓		✓	✓	✓

[1] Not available with 6″ fluting.
[2] Not available on 12″ wide.
[3] Not available on 36″ wide.

DESK FILE DRAWER BASE, 29″ HIGH, 24″ DEEP

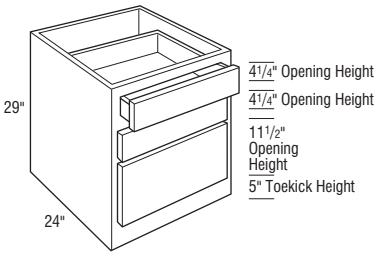

DF3D182924	9.1	2324	2389	2478	2613	2752	3006	3260
DF3D212924	10.5	2378	2444	2535	2674	2815	3077	3339
DF3D242924	11.9	2429	2498	2590	2729	2877	3142	3407

- Flush Toekick standard.
- Lateral Filing (Left-to-Right) system installed.
- When an Inset or Beaded Inset style is selected, drawer fronts will be slab.
- Reduced Depths available in 1/4″ increments from 18″ to 23 3/4″.
- The cabinet's toekick will not align with standard base and vanity cabinets, and will not align with the 4 1/2″ recessed toekick Desk Cabinets.
- Base Shoe Moulding (BSM, BBM8) is not recommended.

Door & Drawer Options

AF	CC	CG	GAMD	IFHG	MD	MFO	PRMD	SGLPN	SHMD	SPLITDR

End Panel Options

AUTH	CSFPE	EXBK	EXDN	FFD	FL/FR	FPE	INTGE	IPE
✓	✓	✓		✓	✓	✓	✓	✓

Custom Modification Options

ADDTK	ADRW	BVR	CBO	CCO	CFNTO	CFP	CFRMO	CLIP	CND	CSDGBK	DRWTK	EX	EX_OL	FD	FLUT[1]	FTK	ID	IH	INVFRM
			✓	✓	✓	✓	✓	✓				✓	✓		✓				

IW	MIP	OBRB	PFINBTMB	RD	RECTK	RECTKFRT	RH	ROSFLUT	RT	RW[2]	STORB	TD	TKP	TVR	VTK	WS	WTR
	✓	✓		✓				✓		✓						✓	✓

[1] Not available with 6″ fluting.
[2] Only available on 18″ wide

IH/RH availability charts starting on page G•40.
IW/RW availability charts starting on page G•46.

CPU BASE, 29″ HIGH, 21″ or 24″ DEEP

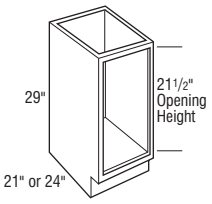

	Cubic Feet	1	2	3	4	5	6	7
CPU122921	6.4	1218	1280	1323	1393	1473	1607	1741
CPU152921	7.8	1285	1341	1388	1468	1535	1671	1807
CPU122924	7.3	1218	1280	1323	1393	1473	1607	1741
CPU152924	8.8	1285	1341	1388	1468	1535	1671	1807

- FOL shelf width is 10 9/16″.
- Inset shelf width is 8 7/16″.
- Fronts will not align with the 5″ flush toekick Desk Cabinets.
- Grommets required for proper ventilation.
- Reduced Depths available in 3″ increments to 21″.
- Base Shoe Moulding (BSM, BBM8) is not recommended.

Door & Drawer Options

AF	CC	CG	GAMD	IFHG	MD	MFO	PRMD	SGLPN	SHMD	SPLITDR
		✓	✓		✓		✓		✓	

End Panel Options

AUTH[1]	CSFPE	EXBK	EXDN	FFD	FL/FR	FPE	INTGE	IPE
✓	✓	✓			✓	✓		✓

Custom Modification Options

ADDTK	ADRW	BVR	CBO	CCO	CFNTO	CFP	CFRMO	CLIP	CND	CSDGBK	DRWTK	EX	EX_OL	FD	FLUT[2]	FTK	ID	IH	INVFRM
			✓	✓	✓		✓		✓			✓	✓		✓				

IW	MIP	OBRB	PFINBTMB	RD	RECTK	RECTKFRT	RH	ROSFLUT	RT	RW	STORB	TD	TKP	TVR	VTK	WS	WTR
✓	✓	✓		✓				✓						✓			✓

[1] Only available on authentic flush ends both.
[2] Not available with 6″ fluting.

KEYBOARD TRAY, 5″ HIGH, 21″ DEEP

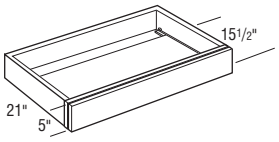

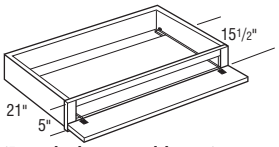

(Front tilts down, tray slides out.)

KBT2421	2.2	473	473	473	473	473	473	473
KBT2721	2.5	525	525	525	525	525	525	525
KBT3021	2.7	577	577	577	577	577	577	577

- Kirby and Whitman will utilize a 5-piece drawer front, all other styles will be slab.
- Tray is 1/2″ veneer MDF stained to match exterior finish.
- Tray slides out 15 1/2″ and is 15 1/2″ deep.
- Smart Stop feature not available.
- Not available on Inset or Beaded Inset door styles.

Door & Drawer Options

AF	CC	CG	GAMD	IFHG	MD	MFO	PRMD	SGLPN	SHMD	SPLITDR

End Panel Options

AUTH	CSFPE	EXBK	EXDN	FFD	FL/FR	FPE	INTGE	IPE
	✓	✓				✓		

Custom Modification Options

ADDTK	ADRW	BVR	CBO	CCO	CFNTO	CFP	CFRMO	CLIP	CND	CSDGBK	DRWTK	EX	EX_OL[1]	FD	FLUT[2]	FTK	ID	IH	INVFRM
												✓	✓		✓				

IW	MIP	OBRB	PFINBTMB	RD	RECTK	RECTKFRT	RH	ROSFLUT	RT	RW	STORB	TD	TKP	TVR	VTK	WS	WTR
		✓						✓								✓	✓

[1] Not available with extended stile both.
[2] Not available with 6″ fluting.

WALL BOOKCASE with ARCHED VALANCE, 48″ HIGH

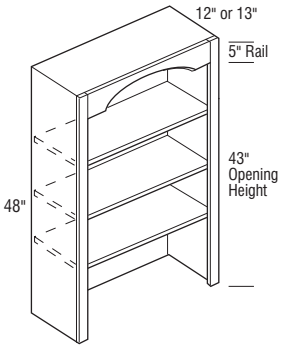

	Cubic Feet	1	2	3	4	5	6	7
W2448BCAV	10.6	1575	1575	1575	1575	1575	1575	1575
W2748BCAV	11.8	1740	1740	1740	1740	1740	1740	1740
W3048BCAV	13.1	1894	1894	1894	1894	1894	1894	1894
W3348BCAV	14.3	2065	2065	2065	2065	2065	2065	2065
W3648BCAV	15.6	2225	2225	2225	2225	2225	2225	2225
W3948BCAV	16.8	2387	2387	2387	2387	2387	2387	2387

- Matching Interior standard.
- Three adjustable shelves.
- Straight Valance is standard on Beaded Inset styles.
- Arch Valance is standard; specify Straight, style B, style D, style E, style H, style J, style K, or style L if desired.
- Style B, style D, style E, style H, style J, style K, style L, and Arch valances are not available on cabinets with frame openings less than 12″ wide.
- Inset and Beaded Inset styles are a standard 13″ deep.
- Full Overlay Styles:
  - Increased Depths available in 1/4″ increments from 12 1/4″ to 24″.
  - Reduced Depths available in 1/4″ increments from 6″ to 11 3/4″.
- Inset and Beaded Inset Styles:
  - Increased Depths available in 1/4″ increments from 13 1/4″ to 30″.
  - Reduced Depths available in 1/4″ increments from 6″ to 12 3/4″.

Door & Drawer Options

AF	CC	CG	GAMD	IFHG	MD	MFO	PRMD	SGLPN	SHMD	SPLITDR

End Panel Options

AUTH	CSFPE	EXBK	EXDN	FFD	FL/FR	FPE	INTGE	IPE
✓	✓	✓			✓	✓	✓	✓

Custom Modification Options

ADDTK	ADRW	BVR	CBO	CCO	CFNTO	CFP	CFRMO	CLIP	CND	CSDGBK	DRWTK	EX	EX_OL	FD	FLUT[1]	FTK	ID	IH	INVFRM
					✓			✓	✓	✓		✓	✓		✓		✓		

IW[2]	MIP	OBRB	PFINBTMB	RD	RECTK	RECTKFRT	RH[3]	ROSFLUT[4]	RT	RW[5]	STORB	TD	TKP	TVR[6]	VTK	WS	WTR
✓				✓			✓	✓		✓				✓		✓	✓

[1] Not available with fluting both or 6″ fluting.
[2] Not available on 36″ and 39″ wide.
[3] Not available on 24″ wide.
[4] Not available with fluting both.
[5] Only available on 24″ wide.
[6] Not available on TVRAV.

IH/RH availability charts starting on page G•40.
IW/RW availability charts starting on page G•46.

WALL BOOKCASE with ARCHED VALANCE, 52 1/2″ HIGH

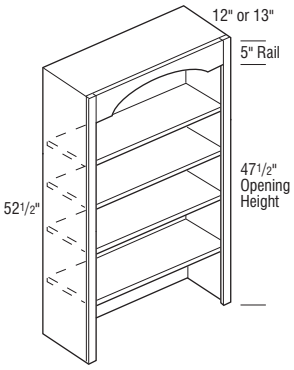

	Cubic Feet	1	2	3	4	5	6	7
W2452BCAV	11.6	1731	1731	1731	1731	1731	1731	1731
W2752BCAV	12.9	1902	1902	1902	1902	1902	1902	1902
W3052BCAV	14.3	2088	2088	2088	2088	2088	2088	2088
W3352BCAV	15.6	2270	2270	2270	2270	2270	2270	2270
W3652BCAV	17.0	2440	2440	2440	2440	2440	2440	2440
W3952BCAV	18.4	2629	2629	2629	2629	2629	2629	2629

- Matching Interior standard.
- Four adjustable shelves.
- Straight Valance is standard on Beaded Inset styles.
- Arch Valance is standard; specify Straight, style B, style D, style E, style H, style J, style K, or style L if desired.
- Style B, style D, style E, style H, style J, style K, style L, and Arch valances are not available on cabinets with frame openings less than 12″ wide.
- Inset and Beaded Inset styles are a standard 13″ deep.
- Full Overlay Styles:
  - Increased Depths available in 1/4″ increments from 12 1/4″ to 30″.
  - Reduced Depths available in 1/4″ increments from 6″ to 11 3/4″.
- Inset and Beaded Inset Styles:
  - Increased Depths available in 1/4″ increments from 13 1/4″ to 30″.
  - Reduced Depths available in 1/4″ increments from 6″ to 12 3/4″.

Door & Drawer Options

AF	CC	CG	GAMD	IFHG	MD	MFO	PRMD	SGLPN	SHMD	SPLITDR

End Panel Options

AUTH	CSFPE	EXBK	EXDN	FFD	FL/FR	FPE	INTGE	IPE
✓	✓	✓			✓	✓	✓	✓

Custom Modification Options

ADDTK	ADRW	BVR	CBO	CCO	CFNTO	CFP	CFRMO	CLIP	CND	CSDGBK	DRWTK	EX	EX_OL	FD	FLUT[1]	FTK	ID	IH	INVFRM
					✓			✓	✓	✓		✓	✓		✓		✓		

IW[2]	MIP	OBRB	PFINBTMB	RD	RECTK	RECTKFRT	RH[3]	ROSFLUT[4]	RT	RW[5]	STORB	TD	TKP	TVR[6]	VTK	WS	WTR
✓				✓			✓	✓		✓				✓		✓	✓

[1] Not available with fluting both or 6″ fluting.
[2] Not available on 36″ or 39″ wide.
[3] Not available on 24″ wide.
[4] Not available with fluting both.
[5] Only available on 24″ wide.
[6] Not available on TVRAV.

WALL BOOKCASE with ARCHED VALANCE, 60″ HIGH

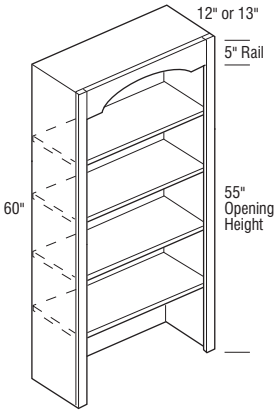

	Cubic Feet	1	2	3	4	5	6	7
W2460BCAV	13.2	1901	1901	1901	1901	1901	1901	1901
W2760BCAV	14.7	2095	2095	2095	2095	2095	2095	2095
W3060BCAV	16.3	2293	2293	2293	2293	2293	2293	2293
W3360BCAV	17.8	2489	2489	2489	2489	2489	2489	2489
W3660BCAV	19.4	2691	2691	2691	2691	2691	2691	2691
W3960BCAV	20.9	2895	2895	2895	2895	2895	2895	2895

- Matching Interior standard.
- Four adjustable shelves.
- Straight Valance is standard on Beaded Inset styles.
- Arch Valance is standard; specify Straight, style B, style D, style E, style H, style J, style K, or style L if desired.
- Style B, style D, style E, style H, style J, style K, style L, and Arch valances are not available on cabinets with frame openings less than 12″ wide.
- Inset and Beaded Inset styles are a standard 13″ deep.
- Full Overlay Styles:
  - Increased Depths available in 1/4″ increments from 12 1/4″ to 30″.
  - Reduced Depths available in 1/4″ increments from 6″ to 11 3/4″.
- Inset and Beaded Inset Styles:
  - Increased Depths available in 1/4″ increments from 13 1/4″ to 30″.
  - Reduced Depths available in 1/4″ increments from 6″ to 12 3/4″.

Door & Drawer Options

AF	CC	CG	GAMD	IFHG	MD	MFO	PRMD	SGLPN	SHMD	SPLITDR

End Panel Options

AUTH	CSFPE	EXBK	EXDN	FFD	FL/FR	FPE	INTGE	IPE
✓	✓	✓			✓	✓	✓	✓

Custom Modification Options

ADDTK	ADRW	BVR	CBO	CCO	CFNTO	CFP	CFRMO	CLIP	CND	CSDGBK	DRWTK	EX	EX_OL	FD	FLUT[1]	FTK	ID	IH	INVFRM
					✓			✓	✓	✓		✓	✓		✓		✓	✓	

IW[2]	MIP	OBRB	PFINBTMB	RD	RECTK	RECTKFRT	RH	ROSFLUT[3]	RT	RW[4]	STORB	TD	TKP	TVR[5]	VTK	WS	WTR
✓				✓			✓	✓		✓				✓		✓	✓

[1] Not available with fluting both or 6″ fluting.
[2] Not available on 36″ or 39″ wide.
[3] Not available with fluting both.
[4] Only available on 24″ wide.
[5] Not available on TVRAV.

IH/RH availability charts starting on page G•40.
IW/RW availability charts starting on page G•46.

TALL BOOKCASE with ARCHED VALANCE, 84″ HIGH

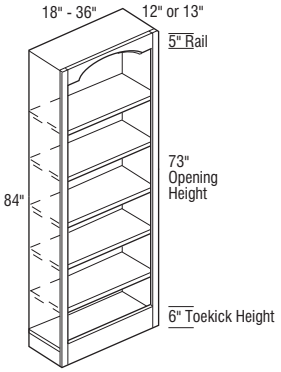

	Cubic Feet	1	2	3	4	5	6	7
T188412BCAV	14.0	2020	2020	2020	2020	2020	2020	2020
T218412BCAV	16.1	2278	2278	2278	2278	2278	2278	2278
T248412BCAV	18.3	2476	2476	2476	2476	2476	2476	2476
T278412BCAV	20.4	2724	2724	2724	2724	2724	2724	2724
T308412BCAV	22.6	2985	2985	2985	2985	2985	2985	2985
T338412BCAV	24.8	3240	3240	3240	3240	3240	3240	3240
T368412BCAV	26.9	3507	3507	3507	3507	3507	3507	3507

- Matching Interior and Flush Toekick standard.
- Five adjustable shelves.
- Straight Valance is standard on Beaded Inset styles.
- Arch Valance is standard; specify Straight, style B, style D, style E, style H, style J, style K, or style L if desired.
- Inset and Beaded Inset styles are a standard 13″ deep.
- Full Overlay Styles:
  - Increased Depths available in 1/4″ increments from 12 1/4″ to 30″.
  - Reduced Depths available in 1/4″ increments from 6″ to 11 3/4″.
- Inset and Beaded Inset Styles:
  - Increased Depths available in 1/4″ increments from 13 1/4″ to 30″.
  - Reduced Depths available in 1/4″ increments from 6″ to 12 3/4″.

Door & Drawer Options

AF	CC	CG	GAMD	IFHG	MD	MFO	PRMD	SGLPN	SHMD	SPLITDR

End Panel Options

AUTH	CSFPE	EXBK	EXDN	FFD	FL/FR	FPE	INTGE	IPE
✓	✓	✓			✓	✓	✓	✓

Custom Modification Options

ADDTK	ADRW	BVR	CBO	CCO	CFNTO	CFP	CFRMO	CLIP	CND	CSDGBK	DRWTK	EX	EX_OL	FD	FLUT[1]	FTK[2]	ID	IH	INVFRM
					✓	✓		✓		✓		✓	✓		✓	✓	✓		

IW[3]	MIP	OBRB	PFINBTMB	RD	RECTK	RECTKFRT	RH	ROSFLUT[4]	RT	RW[5]	STORB	TD	TKP	TVR[6]	VTK	WS	WTR
✓		✓		✓		✓	✓	✓		✓				✓		✓	✓

[1] Not available with fluting both or 6″ fluting.
[2] Only available on FTKAV and style B-L.
[3] Not available on 36″ wide.
[4] Not available with fluting both.
[5] Only available on 18″ wide.
[6] Not available on TVRAV.

Bookcases

TALL BOOKCASE with ARCHED VALANCE, 90″ HIGH

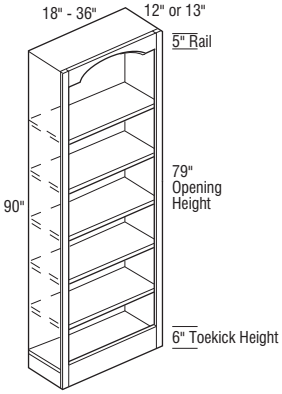

	Cubic Feet	1	2	3	4	5	6	7
T189012BCAV	15.0	2145	2145	2145	2145	2145	2145	2145
T219012BCAV	17.3	2412	2412	2412	2412	2412	2412	2412
T249012BCAV	19.6	2620	2620	2620	2620	2620	2620	2620
T279012BCAV	21.9	2891	2891	2891	2891	2891	2891	2891
T309012BCAV	24.2	3161	3161	3161	3161	3161	3161	3161
T339012BCAV	26.5	3428	3428	3428	3428	3428	3428	3428
T369012BCAV	28.8	3716	3716	3716	3716	3716	3716	3716

- Matching Interior and Flush Toekick standard.
- Five adjustable shelves.
- Straight Valance is standard on Beaded Inset styles.
- Arch Valance is standard; specify Straight, style B, style D, style E, style H, style J, style K, or style L if desired.
- Inset and Beaded Inset styles are a standard 13″ deep.
- Full Overlay Styles:
  - Increased Depths available in 1/4″ increments from 12 1/4″ to 30″.
  - Reduced Depths available in 1/4″ increments from 6″ to 11 3/4″.
- Inset and Beaded Inset Styles:
  - Increased Depths available in 1/4″ increments from 13 1/4″ to 30″.
  - Reduced Depths available in 1/4″ increments from 6″ to 12 3/4″.

Door & Drawer Options

AF	CC	CG	GAMD	IFHG	MD	MFO	PRMD	SGLPN	SHMD	SPLITDR

End Panel Options

AUTH	CSFPE	EXBK	EXDN	FFD	FL/FR	FPE	INTGE	IPE
✓	✓	✓			✓	✓	✓	✓

Custom Modification Options

ADDTK	ADRW	BVR	CBO	CCO	CFNTO	CFP	CFRMO	CLIP	CND	CSDGBK	DRWTK	EX	EX_OL	FD	FLUT[1]	FTK[2]	ID	IH	INVFRM
					✓	✓		✓		✓		✓	✓		✓	✓	✓		

IW[3]	MIP	OBRB	PFINBTMB	RD	RECTK	RECTKFRT	RH	ROSFLUT[4]	RT	RW[5]	STORB	TD	TKP	TVR[6]	VTK	WS	WTR
✓		✓		✓		✓	✓	✓		✓				✓		✓	✓

[1] Not available with fluting both or 6″ fluting.
[2] Only available on FTKAV and style B-L.
[3] Not available on 36″ wide.
[4] Not available with fluting both.
[5] Only available on 18″ wide.
[6] Not available on TVRAV.

IH/RH availability charts starting on page G•40.
IW/RW availability charts starting on page G•46.

TALL BOOKCASE with ARCHED VALANCE, 96″ HIGH

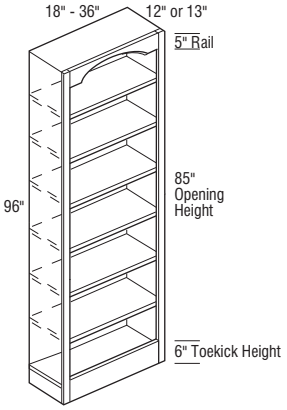

	Cubic Feet	1	2	3	4	5	6	7
T189612BCAV	16.0	2277	2277	2277	2277	2277	2277	2277
T219612BCAV	18.4	2557	2557	2557	2557	2557	2557	2557
T249612BCAV	20.9	2778	2778	2778	2778	2778	2778	2778
T279612BCAV	23.3	3065	3065	3065	3065	3065	3065	3065
T309612BCAV	25.8	3348	3348	3348	3348	3348	3348	3348
T339612BCAV	28.2	3640	3640	3640	3640	3640	3640	3640
T369612BCAV	30.7	3935	3935	3935	3935	3935	3935	3935

- Matching Interior and Flush Toekick standard.
- Six adjustable shelves.
- Straight Valance is standard on Beaded Inset styles.
- Arch Valance is standard; specify Straight, style B, style D, style E, style H, style J, style K, or style L if desired.
- Inset and Beaded Inset styles are a standard 13″ deep.
- Full Overlay Styles:
  - Increased Depths available in 1/4″ increments from 12 1/4″ to 30″.
  - Reduced Depths available in 1/4″ increments from 6″ to 11 3/4″.
- Inset and Beaded Inset Styles:
  - Increased Depths available in 1/4″ increments from 13 1/4″ to 30″.
  - Reduced Depths available in 1/4″ increments from 6″ to 12 3/4″.

Door & Drawer Options

AF	CC	CG	GAMD	IFHG	MD	MFO	PRMD	SGLPN	SHMD	SPLITDR

End Panel Options

AUTH	CSFPE	EXBK	EXDN	FFD	FL/FR	FPE	INTGE	IPE
✓	✓	✓			✓	✓	✓	✓

Custom Modification Options

ADDTK	ADRW	BVR	CBO	CCO	CFNTO	CFP	CFRMO	CLIP	CND	CSDGBK	DRWTK	EX	EX_OL	FD	FLUT[1]	FTK[2]	ID	IH	INVFRM
					✓	✓		✓		✓		✓	✓		✓	✓	✓		

IW[3]	MIP	OBRB	PFINBTMB	RD	RECTK	RECTKFRT	RH	ROSFLUT[4]	RT	RW[5]	STORB	TD	TKP	TVR[6]	VTK	WS	WTR
✓		✓		✓		✓	✓	✓		✓				✓		✓	✓

[1] Not available with fluting both or 6″ fluting.
[2] Only available on FTKAV and style B-L.
[3] Not available on 36″ wide.
[4] Not available with fluting both.
[5] Only available on 18″ wide.
[6] Not available on TVRAV.

TALL BOOKCASE with DOORS and ARCHED VALANCE, 84″ HIGH

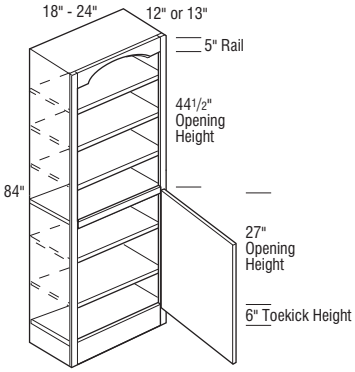

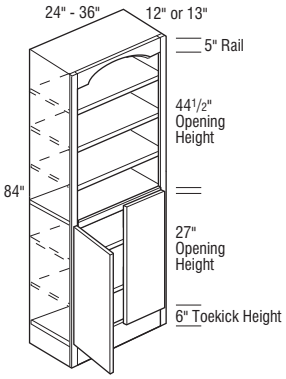

	Cubic Feet	1	2	3	4	5	6	7
TD188412BCAV L or R	14.0	2483	2606	2695	2843	3013	3290	3567
TD218412BCAV L or R	16.1	2794	2927	3034	3196	3387	3699	4011
TD248412BCAV L or R	18.3	3040	3186	3298	3477	3682	4022	4362
TD248412BCAV	18.3	3234	3389	3509	3699	3918	4279	4640
TD278412BCAV	20.4	3349	3513	3636	3832	4061	4434	4807
TD308412BCAV	22.6	3662	3840	3971	4190	4437	4848	5259
TD338412BCAV	24.8	3983	4173	4320	4558	4826	5271	5716
TD368412BCAV	26.9	4306	4514	4673	4928	5221	5701	6181

Notes below apply to all products in section above:

- Matching Interior and Flush Toekick standard.
- Five adjustable shelves.
- Straight Valance is standard on Beaded Inset styles.
- Arch Valance is standard; specify Straight, style B, style D, style E, style H, style J, style K, or style L if desired.
- Inset and Beaded Inset styles are a standard 13″ deep.
- Full Overlay Styles:
  - Increased Depths available in 1/4″ increments from 12 1/4″ to 30″.
  - Reduced Depths available in 1/4″ increments from 6″ to 11 3/4″.
- Inset and Beaded Inset Styles:
  - Increased Depths available in 1/4″ increments from 13 1/4″ to 30″.
  - Reduced Depths available in 1/4″ increments from 6″ to 12 3/4″.

Door & Drawer Options

AF	CC	CG	GAMD	IFHG	MD	MFO[1]	PRMD	SGLPN	SHMD	SPLITDR[2]
				✓		✓			✓	✓

End Panel Options

AUTH	CSFPE	EXBK	EXDN	FFD	FL/FR	FPE	INTGE	IPE
✓	✓	✓			✓	✓	✓	✓

Custom Modification Options

ADDTK	ADRW	BVR	CBO	CCO[3]	CFNTO	CFP[4]	CFRMO[1]	CLIP	CND[5]	CSDGBK	DRWTK	EX	EX_OL	FD	FLUT[6]	FTK[7]	ID	IH	INVFRM
			✓	✓	✓	✓	✓	✓	✓	✓		✓	✓		✓	✓	✓		

IW[8]	MIP	OBRB	PFINBTMB	RD	RECTK	RECTKFRT	RH	ROSFLUT[9]	RT	RW[10]	STORB	TD[11]	TKP	TVR[12]	VTK	WS	WTR
✓		✓		✓		✓	✓	✓	✓	✓		✓		✓		✓	✓

[1] Only available on 24″ (1 door) wide.
[2] Not available on 18″-24″ (1 door) wide.
[3] Only available on 24″ (1 door and 2 doors) wide.
[4] Only available on 27″-36″ wide.
[5] Not available on 24″ (1 door) wide.
[6] Not available with fluting both or 6″ fluting.
[7] Only available on FTKAV and style B-L.
[8] Not available on 24″ (1 door) or 36″ wide.
[9] Not available with fluting both.
[10] Only available on 18″ wide.
[11] Not available on 24″ (2 doors) wide.
[12] Not available on TVRAV.

IH/RH availability charts starting on page G•40.
IW/RW availability charts starting on page G•46.

TALL BOOKCASE with DOORS and ARCHED VALANCE, 90″ HIGH

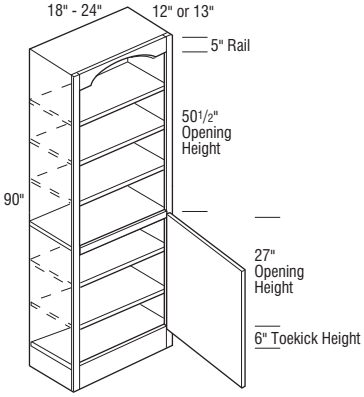

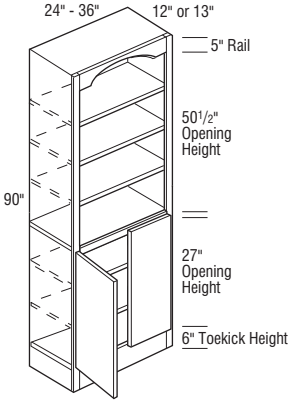

	Cubic Feet	1	2	3	4	5	6	7
TD189012BCAV L or R	15.0	2625	2752	2849	3006	3184	3477	3770
TD219012BCAV L or R	17.3	2962	3105	3214	3390	3590	3922	4254
TD249012BCAV L or R	19.6	3219	3373	3492	3681	3899	4260	4621
TD249012BCAV	19.6	3411	3574	3701	3901	4133	4514	4895
TD279012BCAV	21.9	3556	3714	3844	4052	4292	4688	5084
TD309012BCAV	24.2	3878	4067	4209	4437	4703	5135	5567
TD339012BCAV	26.5	4210	4414	4570	4818	5105	5574	6043
TD369012BCAV	28.8	4560	4778	4947	5219	5525	6033	6541

Notes below apply to all products in section above:

- Matching Interior and Flush Toekick standard.
- Five adjustable shelves.
- Straight Valance is standard on Beaded Inset styles.
- Arch Valance is standard; specify Straight, style B, style D, style E, style H, style J, style K, or style L if desired.
- Inset and Beaded Inset styles are a standard 13″ deep.
- Full Overlay Styles:
  - Increased Depths available in 1/4″ increments from 12 1/4″ to 30″.
  - Reduced Depths available in 1/4″ increments from 6″ to 11 3/4″.
- Inset and Beaded Inset Styles:
  - Increased Depths available in 1/4″ increments from 13 1/4″ to 30″.
  - Reduced Depths available in 1/4″ increments from 6″ to 12 3/4″.

Door & Drawer Options

AF	CC	CG	GAMD	IFHG	MD	MFO[1]	PRMD	SGLPN	SHMD	SPLITDR[2]
				✓		✓			✓	✓

End Panel Options

AUTH	CSFPE	EXBK	EXDN	FFD	FL/FR	FPE	INTGE	IPE
✓	✓	✓			✓	✓	✓	✓

Custom Modification Options

ADDTK	ADRW	BVR	CBO	CCO[3]	CFNTO	CFP[4]	CFRMO[1]	CLIP	CND[5]	CSDGBK	DRWTK	EX	EX_OL	FD	FLUT[6]	FTK[7]	ID	IH	INVFRM
			✓	✓	✓	✓	✓	✓	✓	✓		✓	✓		✓	✓	✓		

IW[8]	MIP	OBRB	PFINBTMB	RD	RECTK	RECTKFRT	RH	ROSFLUT[9]	RT	RW[10]	STORB	TD[11]	TKP	TVR[12]	VTK	WS	WTR
✓		✓		✓		✓	✓	✓	✓	✓		✓		✓		✓	✓

[1] Only available on 24″ (1 door) wide.
[2] Not available on 18″-24″ (1 door) wide.
[3] Only available on 24″ (1 door and 2 doors) wide.
[4] Only available on 27″-36″ wide.
[5] Not available on 24″ (1 door) wide.
[6] Not available with fluting both or 6″ fluting.
[7] Only available on FTKAV and style B-L.
[8] Not available on 24″ (1 door) or 36″ wide.
[9] Not available with fluting both.
[10] Only available on 18″ wide.
[11] Not available on 24″ (2 doors) wide.
[12] Not available on TVRAV.

TALL BOOKCASE with DOORS and ARCHED VALANCE, 96″ HIGH

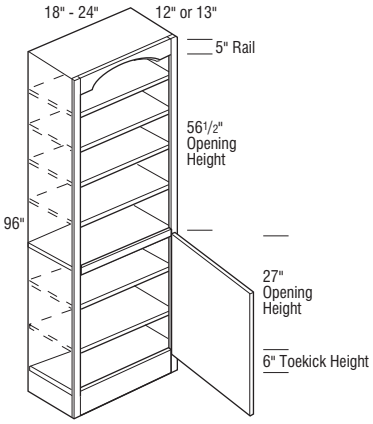

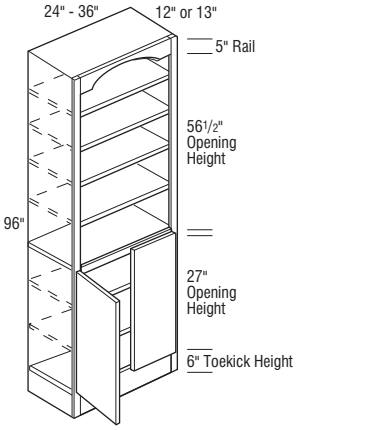

	Cubic Feet	1	2	3	4	5	6	7
TD189612BCAV L or R	16.0	2783	2919	3019	3185	3373	3682	3991
TD219612BCAV L or R	18.4	3134	3283	3400	3584	3799	4147	4495
TD249612BCAV L or R	20.9	3412	3577	3702	3903	4135	4515	4895
TD249612BCAV	20.9	3600	3773	3908	4118	4365	4766	5167
TD279612BCAV	23.3	3760	3941	4080	4303	4558	4975	5392
TD309612BCAV	25.8	4113	4310	4463	4707	4986	5444	5902
TD339612BCAV	28.2	4469	4684	4850	5113	5417	5916	6415
TD369612BCAV	30.7	4834	5066	5248	5531	5864	6400	6936

Notes below apply to all products in section above:

- Matching Interior and Flush Toekick standard.
- Six adjustable shelves.
- Straight Valance is standard on Beaded Inset styles.
- Arch Valance is standard; specify Straight, style B, style D, style E, style H, style J, style K, or style L if desired.
- Inset and Beaded Inset styles are a standard 13″ deep.
- Full Overlay Styles:
  - Increased Depths available in 1/4″ increments from 12 1/4″ to 30″.
  - Reduced Depths available in 1/4″ increments from 6″ to 11 3/4″.
- Inset and Beaded Inset Styles:
  - Increased Depths available in 1/4″ increments from 13 1/4″ to 30″.
  - Reduced Depths available in 1/4″ increments from 6″ to 12 3/4″.

Door & Drawer Options

AF	CC	CG	GAMD	IFHG	MD	MFO[1]	PRMD	SGLPN	SHMD	SPLITDR[2]
				✓		✓			✓	✓

End Panel Options

AUTH	CSFPE	EXBK	EXDN	FFD	FL/FR	FPE	INTGE	IPE
✓	✓	✓			✓	✓	✓	✓

Custom Modification Options

ADDTK	ADRW	BVR	CBO	CCO[3]	CFNTO	CFP[4]	CFRMO[1]	CLIP	CND[5]	CSDGBK	DRWTK	EX	EX_OL	FD	FLUT[6]	FTK[7]	ID	IH	INVFRM
			✓	✓	✓	✓	✓	✓	✓	✓		✓	✓		✓	✓	✓		

IW[8]	MIP	OBRB	PFINBTMB	RD	RECTK	RECTKFRT	RH	ROSFLUT[9]	RT	RW[10]	STORB	TD[11]	TKP	TVR[12]	VTK	WS	WTR
✓		✓		✓		✓	✓	✓	✓	✓		✓		✓		✓	✓

[1] Only available on 24″ (1 door) wide.
[2] Not available on 18″-24″ (1 door) wide.
[3] Only available on 24″ (1 door and 2 doors) wide.
[4] Only available on 27″-36″ wide.
[5] Not available on 24″ (1 door) wide.
[6] Not available with fluting both or 6″ fluting.
[7] Only available on FTKAV and style B-L.
[8] Not available on 24″ (1 door) or 36″ wide.
[9] Not available with fluting both.
[10] Only available on 18″ wide.
[11] Not available on 24″ (2 doors) wide.
[12] Not available on TVRAV.

IH/RH availability charts starting on page G•40.
IW/RW availability charts starting on page G•46.

TALL BOOKCASE with VANITY HEIGHT DOORS and ARCHED VALANCE, 84″ HIGH

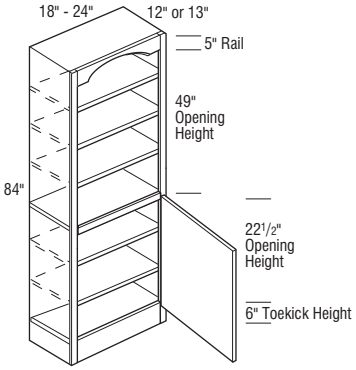

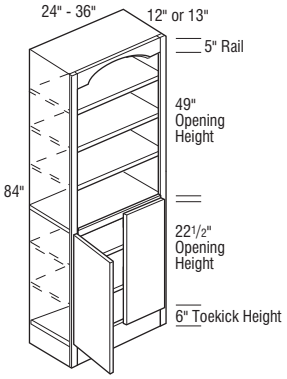

	Cubic Feet	1	2	3	4	5	6	7
TDV188412BCAV L or R	14.0	2432	2550	2640	2783	2950	3222	3494
TDV218412BCAV L or R	16.1	2745	2876	2979	3139	3328	3633	3938
TDV248412BCAV L or R	18.3	2983	3126	3235	3412	3613	3945	4277
TDV248412BCAV	18.3	3098	3246	3363	3543	3754	4099	4444
TDV278412BCAV	20.4	3292	3450	3572	3766	3990	4359	4728
TDV308412BCAV	22.6	3596	3771	3903	4115	4361	4762	5163
TDV338412BCAV	24.8	3909	4098	4243	3658	4737	5174	5611
TDV368412BCAV	26.9	4227	4429	4584	4834	5120	5594	6068

Notes below apply to all products in section above:

- Matching Interior and Flush Toekick standard.
- Five adjustable shelves.
- Straight Valance is standard on Beaded Inset styles.
- Arch Valance is standard; specify Straight, style B, style D, style E, style H, style J, style K, or style L if desired.
- Inset and Beaded Inset styles are a standard 13″ deep.
- Full Overlay Styles:
  - Increased Depths available in 1/4″ increments from 12 1/4″ to 30″.
  - Reduced Depths available in 1/4″ increments from 6″ to 11 3/4″.
- Inset and Beaded Inset Styles:
  - Increased Depths available in 1/4″ increments from 13 1/4″ to 30″.
  - Reduced Depths available in 1/4″ increments from 6″ to 12 3/4″.

Door & Drawer Options

AF	CC	CG	GAMD	IFHG	MD	MFO[1]	PRMD	SGLPN	SHMD	SPLITDR[2]
				✓		✓			✓	✓

End Panel Options

AUTH	CSFPE	EXBK	EXDN	FFD	FL/FR	FPE	INTGE	IPE
✓	✓	✓			✓	✓	✓	✓

Custom Modification Options

ADDTK	ADRW	BVR	CBO	CCO[3]	CFNTO	CFP[4]	CFRMO[1]	CLIP	CND[4]	CSDGBK	DRWTK	EX	EX_OL	FD	FLUT[5]	FTK[6]	ID	IH	INVFRM
			✓	✓	✓	✓	✓	✓	✓	✓		✓	✓		✓	✓	✓		

IW[7]	MIP	OBRB	PFINBTMB	RD	RECTK	RECTKFRT	RH	ROSFLUT[8]	RT	RW[9]	STORB	TD[10]	TKP	TVR[11]	VTK	WS	WTR
✓		✓		✓		✓	✓	✓	✓	✓		✓		✓		✓	✓

[1] Only available on 24″ (1 door) wide.
[2] Only available on 27″-36″ wide.
[3] Only available on 24″ (1 door and 2 doors) wide.
[4] Not available on 24″ (1 door) wide.
[5] Not available with fluting both or 6″ fluting.
[6] Only available on FTKAV and style B-L.
[7] Not available on 24″ (1 door) or 36″ wide.
[8] Not available with fluting both.
[9] Only available on 18″ wide.
[10] Not available on 24″ (2 doors) wide.
[11] Not available on TVRAV.

TALL BOOKCASE with VANITY HEIGHT DOORS and ARCHED VALANCE, 90" HIGH

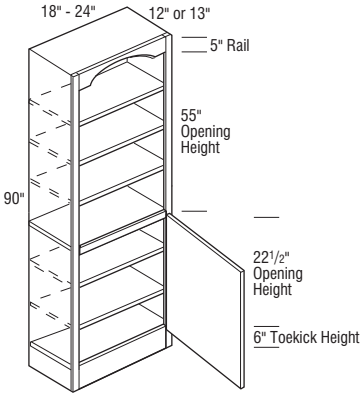

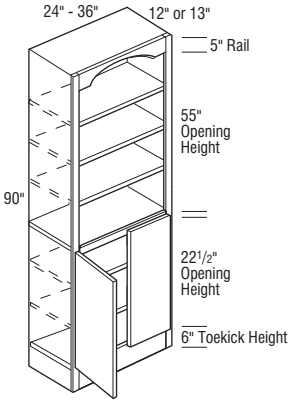

	Cubic Feet	1	2	3	4	5	6	7
TDV189012BCAV L or R	15.0	2578	2703	2796	2950	3126	3414	3702
TDV219012BCAV L or R	17.3	2905	3047	3154	3328	3522	3847	4172
TDV249012BCAV L or R	19.6	3159	3310	3428	3614	3828	4181	4534
TDV249012BCAV	19.6	3348	3511	3635	3830	4058	4432	4806
TDV279012BCAV	21.9	3476	3642	3772	3977	4212	4603	4994
TDV309012BCAV	24.2	3808	3990	4131	4357	4614	5038	5462
TDV339012BCAV	26.5	4136	4336	4487	4734	5015	5476	5937
TDV369012BCAV	28.8	4478	4692	4860	5124	5428	5927	6426

Notes below apply to all products in section above:

- Matching Interior and Flush Toekick standard.
- Five adjustable shelves.
- Straight Valance is standard on Beaded Inset styles.
- Arch Valance is standard; specify Straight, style B, style D, style E, style H, style J, style K, or style L if desired.
- Inset and Beaded Inset styles are a standard 13″ deep.
- Full Overlay Styles:
  - Increased Depths available in 1/4″ increments from 12 1/4″ to 30″.
  - Reduced Depths available in 1/4″ increments from 6″ to 11 3/4″.
- Inset and Beaded Inset Styles:
  - Increased Depths available in 1/4″ increments from 13 1/4″ to 30″.
  - Reduced Depths available in 1/4″ increments from 6″ to 12 3/4″.

Door & Drawer Options

AF	CC	CG	GAMD	IFHG	MD	MFO[1]	PRMD	SGLPN	SHMD	SPLITDR[2]
				✓		✓			✓	✓

End Panel Options

AUTH	CSFPE	EXBK	EXDN	FFD	FL/FR	FPE	INTGE	IPE
✓	✓	✓			✓	✓	✓	✓

Custom Modification Options

ADDTK	ADRW	BVR	CBO	CCO[3]	CFNTO	CFP[4]	CFRMO[1]	CLIP	CND[4]	CSDGBK	DRWTK	EX	EX_OL	FD	FLUT[5]	FTK[6]	ID	IH	INVFRM
			✓	✓	✓	✓	✓	✓	✓	✓		✓	✓		✓	✓	✓		

IW[7]	MIP	OBRB	PFINBTMB	RD	RECTK	RECTKFRT	RH	ROSFLUT[8]	RT	RW[9]	STORB	TD[10]	TKP	TVR[11]	VTK	WS	WTR
✓		✓		✓		✓	✓	✓	✓	✓		✓		✓		✓	✓

[1] Only available on 24″ (1 door) wide.
[2] Only available on 27″-36″ wide.
[3] Only available on 24″ (1 door and 2 doors) wide.
[4] Not available on 24″ (1 door) wide.
[5] Not available with fluting both or 6″ fluting.
[6] Only available on FTKAV and style B-L.
[7] Not available on 24″ (1 door) or 36″ wide.
[8] Not available with fluting both.
[9] Only available on 18″ wide.
[10] Not available on 24″ (2 doors) wide.
[11] Not available on TVRAV.

IH/RH availability charts starting on page G•40.
IW/RW availability charts starting on page G•46.

TALL BOOKCASE with VANITY HEIGHT DOORS and ARCHED VALANCE, 96″ HIGH

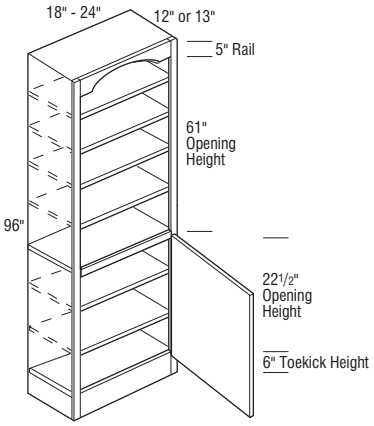

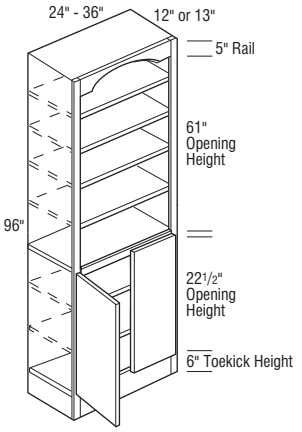

	Cubic Feet	1	2	3	4	5	6	7
TDV189612BCAV L or R	16.0	2741	2872	2974	3136	3322	3628	3934
TDV219612BCAV L or R	18.4	3082	3233	3343	3528	3736	4081	4426
TDV249612BCAV L or R	20.9	3359	3520	3642	3844	4070	4444	4818
TDV249612BCAV	20.9	3330	3486	3612	3810	4034	4404	4774
TDV279612BCAV	23.3	3688	3868	4005	4224	4473	4883	5293
TDV309612BCAV	25.8	4039	4233	4381	4621	4895	5345	5795
TDV339612BCAV	28.2	4383	4597	4759	5019	5317	5804	6291
TDV369612BCAV	30.7	4745	4972	5148	5430	5752	6282	6812

Notes below apply to all products in section above:

- Matching Interior and Flush Toekick standard.
- Six adjustable shelves.
- Straight Valance is standard on Beaded Inset styles.
- Arch Valance is standard; specify Straight, style B, style D, style E, style H, style J, style K, or style L if desired.
- Inset and Beaded Inset styles are a standard 13″ deep.
- Full Overlay Styles:
  - Increased Depths available in 1/4″ increments from 12 1/4″ to 30″.
  - Reduced Depths available in 1/4″ increments from 6″ to 11 3/4″.
- Inset and Beaded Inset Styles:
  - Increased Depths available in 1/4″ increments from 13 1/4″ to 30″.
  - Reduced Depths available in 1/4″ increments from 6″ to 12 3/4″.

Door & Drawer Options

AF	CC	CG	GAMD	IFHG	MD	MFO[1]	PRMD	SGLPN	SHMD	SPLITDR
				✓		✓			✓	

End Panel Options

AUTH	CSFPE	EXBK	EXDN	FFD	FL/FR	FPE	INTGE	IPE
✓	✓	✓			✓	✓	✓	✓

Custom Modification Options

ADDTK	ADRW	BVR	CBO	CCO[2]	CFNTO	CFP[3]	CFRMO[1]	CLIP	CND[3]	CSDGBK	DRWTK	EX	EX_OL	FD	FLUT[4]	FTK[5]	ID	IH	INVFRM
			✓	✓	✓	✓	✓	✓	✓	✓		✓	✓		✓	✓	✓		

IW[6]	MIP	OBRB	PFINBTMB	RD	RECTK	RECTKFRT	RH	ROSFLUT[7]	RT	RW[8]	STORB	TD[9]	TKP	TVR[10]	VTK	WS	WTR
✓		✓		✓		✓	✓	✓	✓	✓		✓		✓		✓	✓

[1] Only available on 24″ (1 door) wide.
[2] Only available on 24″ (1 door and 2 doors) wide.
[3] Not available on 24″ (1 door) wide.
[4] Not available with fluting both or 6″ fluting.
[5] Only available on FTKAV and style B-L.
[6] Not available on 24″ (1 door) or 36″ wide.
[7] Not available with fluting both.
[8] Only available on 18″ wide.
[9] Not available on 24″ (2 doors) wide.
[10] Not available on TVRAV.

Bookcases

TALL BOOKCASE with OFFICE HEIGHT DOORS and ARCHED VALANCE, 84″ HIGH

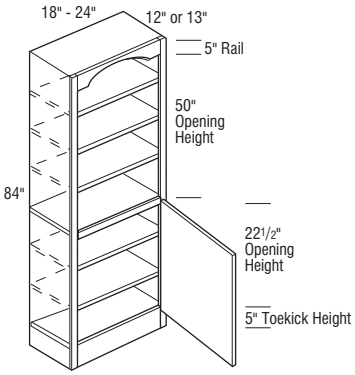

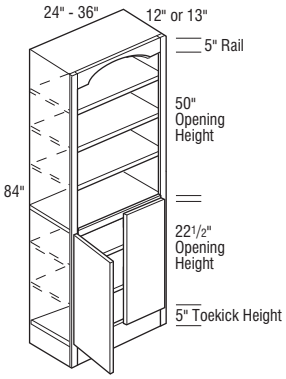

	Cubic Feet	1	2	3	4	5	6	7
TDO188412BCAV L or R	14.0	2432	2550	2640	2783	2950	3222	3494
TDO218412BCAV L or R	16.1	2745	2876	2979	3139	3328	3633	3938
TDO248412BCAV L or R	18.3	2983	3126	3235	3412	3613	3945	4277
TDO248412BCAV	18.3	3098	3246	3363	3543	3754	4099	4444
TDO278412BCAV	20.4	3292	3450	3572	3766	3990	4359	4728
TDO308412BCAV	22.6	3596	3771	3903	4115	4361	4762	5163
TDO338412BCAV	24.8	3909	4098	4243	3658	4737	5174	5611
TDO368412BCAV	26.9	4227	4429	4584	4834	5120	5594	6068

Notes below apply to all products in section above:

- Matching Interior and Flush Toekick standard.
- Five adjustable shelves.
- Straight Valance is standard on Beaded Inset styles.
- Arch Valance is standard; specify Straight, style B, style D, style E, style H, style J, style K, or style L if desired.
- Inset and Beaded Inset styles are a standard 13″ deep.
- Full Overlay Styles:
  - Increased Depths available in 1/4″ increments from 12 1/4″ to 30″.
  - Reduced Depths available in 1/4″ increments from 6″ to 11 3/4″.
- Inset and Beaded Inset Styles:
  - Increased Depths available in 1/4″ increments from 13 1/4″ to 30″.
  - Reduced Depths available in 1/4″ increments from 6″ to 12 3/4″.

Door & Drawer Options

AF	CC	CG	GAMD	IFHG	MD	MFO[1]	PRMD	SGLPN	SHMD	SPLITDR[2]
				✓		✓			✓	✓

End Panel Options

AUTH	CSFPE	EXBK	EXDN	FFD	FL/FR	FPE	INTGE	IPE
✓	✓	✓			✓	✓	✓	✓

Custom Modification Options

ADDTK	ADRW	BVR	CBO	CCO[3]	CFNTO	CFP[4]	CFRMO[1]	CLIP	CND[4]	CSDGBK	DRWTK	EX	EX_OL	FD	FLUT[5]	FTK[6]	ID	IH	INVFRM
			✓	✓	✓	✓	✓	✓	✓	✓		✓	✓		✓	✓	✓		

IW[7]	MIP	OBRB	PFINBTMB	RD	RECTK	RECTKFRT	RH	ROSFLUT[8]	RT	RW[9]	STORB	TD[10]	TKP	TVR[11]	VTK	WS	WTR
✓		✓		✓			✓	✓	✓	✓		✓		✓		✓	✓

[1] Only available on 24″ (1 door) wide.
[2] Only available on 24″ (2 doors)-36″ wide.
[3] Only available on 24″ (1 door and 2 doors) wide.
[4] Not available on 24″ (1 door) wide.
[5] Not available with fluting both or 6″ fluting.
[6] Only available on FTKAV and style B-L.
[7] Not available on 24″ (1 door) or 36″ wide.
[8] Not available with fluting both.
[9] Only available on 18″ wide.
[10] Not available on 24″ (2 doors) wide.
[11] Not available on TVRAV.

IH/RH availability charts starting on page G•40.
IW/RW availability charts starting on page G•46.

TALL BOOKCASE with OFFICE HEIGHT DOORS and ARCHED VALANCE, 90″ HIGH

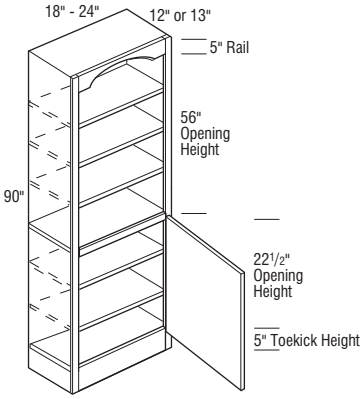

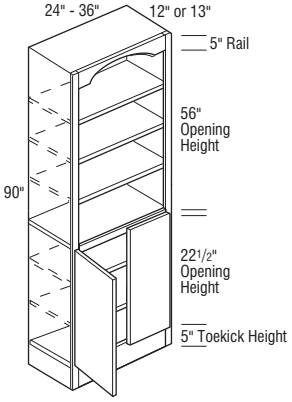

	Cubic Feet	1	2	3	4	5	6	7
TDO189012BCAV L or R	15.0	2578	2703	2796	2950	3126	3414	3702
TDO219012BCAV L or R	17.3	2905	3047	3154	3328	3522	3847	4172
TDO249012BCAV L or R	19.6	3159	3310	3428	3614	3828	4181	4534
TDO249012BCAV	19.6	3348	3511	3635	3830	4058	4432	4806
TDO279012BCAV	21.9	3476	3642	3772	3977	4212	4603	4994
TDO309012BCAV	24.2	3808	3990	4131	4357	4614	5038	5462
TDO339012BCAV	26.5	4136	4336	4487	4734	5015	5476	5937
TDO369012BCAV	28.8	4478	4692	4860	5124	5428	5927	6426

Notes below apply to all products in section above:

- Matching Interior and Flush Toekick standard.
- Five adjustable shelves.
- Straight Valance is standard on Beaded Inset styles.
- Arch Valance is standard; specify Straight, style B, style D, style E, style H, style J, style K, or style L if desired.
- Inset and Beaded Inset styles are a standard 13″ deep.
- Full Overlay Styles:
  - Increased Depths available in 1/4″ increments from 12 1/4″ to 30″.
  - Reduced Depths available in 1/4″ increments from 6″ to 11 3/4″.
- Inset and Beaded Inset Styles:
  - Increased Depths available in 1/4″ increments from 13 1/4″ to 30″.
  - Reduced Depths available in 1/4″ increments from 6″ to 12 3/4″.

Door & Drawer Options

AF	CC	CG	GAMD	IFHG	MD	MFO[1]	PRMD	SGLPN	SHMD	SPLITDR[2]
				✓		✓			✓	✓

End Panel Options

AUTH	CSFPE	EXBK	EXDN	FFD	FL/FR	FPE	INTGE	IPE
✓	✓	✓			✓	✓	✓	✓

Custom Modification Options

ADDTK	ADRW	BVR	CBO	CCO[3]	CFNTO	CFP[4]	CFRMO[1]	CLIP	CND[4]	CSDGBK	DRWTK	EX	EX_OL	FD	FLUT[5]	FTK[6]	ID	IH	INVFRM
			✓	✓	✓	✓	✓	✓	✓	✓		✓	✓		✓	✓	✓		

IW[7]	MIP	OBRB	PFINBTMB	RD	RECTK	RECTKFRT	RH	ROSFLUT[8]	RT	RW[9]	STORB	TD[10]	TKP	TVR[11]	VTK	WS	WTR
✓		✓		✓			✓	✓	✓	✓		✓		✓		✓	✓

[1] Only available on 24″ (1 door) wide.
[2] Only available on 24″ (2 doors)-36″ wide.
[3] Only available on 24″ (1 door and 2 doors) wide.
[4] Not available on 24″ (1 door) wide.
[5] Not available with fluting both or 6″ fluting.
[6] Only available on FTKAV and style B-L.
[7] Not available on 24″ (1 door) or 36″ wide.
[8] Not available with fluting both.
[9] Only available on 18″ wide.
[10] Not available on 24″ (2 doors) wide.
[11] Not available on TVRAV.

TALL BOOKCASE with OFFICE HEIGHT DOORS and ARCHED VALANCE, 96″ HIGH

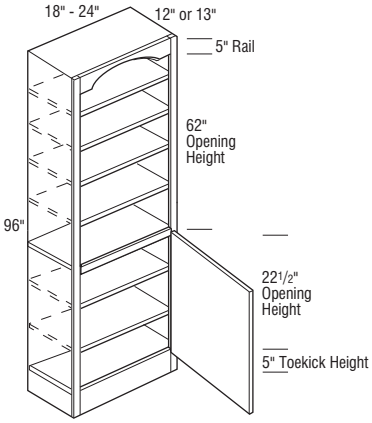

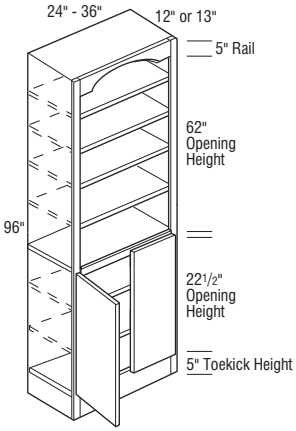

	Cubic Feet	1	2	3	4	5	6	7
TDO189612BCAV L or R	16.0	2741	2872	2974	3136	3322	3628	3934
TDO219612BCAV L or R	18.4	3082	3233	3343	3528	3736	4081	4426
TDO249612BCAV L or R	20.9	3359	3520	3642	3844	4070	4444	4818
TDO249612BCAV	20.9	3330	3486	3612	3810	4034	4404	4774
TDO279612BCAV	23.3	3688	3868	4005	4224	4473	4883	5293
TDO309612BCAV	25.8	4039	4233	4381	4621	4895	5345	5795
TDO339612BCAV	28.2	4383	4597	4759	5019	5317	5804	6291
TDO369612BCAV	30.7	4745	4972	5148	5430	5752	6282	6812

Notes below apply to all products in section above:

- Matching Interior and Flush Toekick standard.
- Six adjustable shelves.
- Straight Valance is standard on Beaded Inset styles.
- Arch Valance is standard; specify Straight, style B, style D, style E, style H, style J, style K, or style L if desired.
- Inset and Beaded Inset styles are a standard 13″ deep.
- Full Overlay Styles:
  - Increased Depths available in 1/4″ increments from 12 1/4″ to 30″.
  - Reduced Depths available in 1/4″ increments from 6″ to 11 3/4″.
- Inset and Beaded Inset Styles:
  - Increased Depths available in 1/4″ increments from 13 1/4″ to 30″.
  - Reduced Depths available in 1/4″ increments from 6″ to 12 3/4″.

Door & Drawer Options

AF	CC	CG	GAMD	IFHG	MD	MFO[1]	PRMD	SGLPN	SHMD	SPLITDR[2]
				✓		✓			✓	✓

End Panel Options

AUTH	CSFPE	EXBK	EXDN	FFD	FL/FR	FPE	INTGE	IPE
✓	✓	✓			✓	✓	✓	✓

Custom Modification Options

ADDTK	ADRW	BVR	CBO	CCO[3]	CFNTO	CFP[4]	CFRMO[1]	CLIP	CND[4]	CSDGBK	DRWTK	EX	EX_OL	FD	FLUT[5]	FTK[6]	ID	IH	INVFRM
			✓	✓	✓	✓	✓	✓	✓	✓		✓	✓		✓	✓	✓		

IW[7]	MIP	OBRB	PFINBTMB	RD	RECTK	RECTKFRT	RH	ROSFLUT[8]	RT	RW[9]	STORB	TD[10]	TKP	TVR[11]	VTK	WS	WTR
✓		✓		✓			✓	✓	✓	✓		✓		✓		✓	✓

[1] Only available on 24″ (1 door) wide.
[2] Only available on 24″ (2 doors)-36″ wide.
[3] Only available on 24″ (1 door and 2 doors) wide.
[4] Not available on 24″ (1 door) wide.
[5] Not available with fluting both or 6″ fluting.
[6] Only available on FTKAV and style B-L.
[7] Not available on 24″ (1 door) or 36″ wide.
[8] Not available with fluting both.
[9] Only available on 18″ wide.
[10] Not available on 24″ (2 doors) wide.
[11] Not available on TVRAV.

IH/RH availability charts starting on page G•40.
IW/RW availability charts starting on page G•46.

How to Use Your Kemper Emerge Price List

Your Kemper Emerge price guide contains charts with prices for each cabinetry product, arranged according to an alphabetical code. Use the chart below to determine the price code for your preferred cabinetry style.

Then refer to the various sections of this binder to find the types and sizes of cabinets required. Read across each chart to the column that corresponds to your style's price code to determine the price for each unit.

For example, if you want a vanity cabinet that is 12″ wide and 30″ high in the Kirby Cherry style, you would
- Find the price code for Kirby Cherry ("3" in the chart below)
- Refer to the "Vanity Cabinets" section of this binder
- Locate product code W12304 L or R (W = vanity wall, 12 = width in inches, 30 = height in inches)
- Read across the chart in the same row to column 3 to find the price for this model in Kirby Cherry

Door Styles	Alder	Cherry	Maple	MDF	Quartersawn Oak	Rustic Alder	Walnut
Amstead NEW	3	5	3		5	3	6
Burke	3	5	3		5	3	6
Burke Beaded Inset	3+15%	5+15%	3+15%		5+15%	3+15%	6+15%
Burke Inset	3+15%	5+15%	3+15%		5+15%	3+15%	6+15%
Butler NEW	4	6	4		6	4	7
Caprice NEW	4	6	4	1	6		7
Caprice Beaded Inset NEW				1+15%			
Caprice Inset NEW				1+15%			
Decker	2	4	2		4	2	6
Decker Beaded Inset	2+15%	4+15%	2+15%		4+15%	2+15%	6+15%
Decker Inset	2+15%	4+15%	2+15%		4+15%	2+15%	6+15%
Gordon	1	3	1		3	1	5
Gordon Beaded Inset	1+15%	3+15%	1+15%		3+15%	1+15%	5+15%
Gordon Inset	1+15%	3+15%	1+15%		3+15%	1+15%	5+15%
Kirby	1	3	1		3	1	5
Kirby Beaded Inset	1+15%	3+15%	1+15%		3+15%	1+15%	5+15%
Kirby Inset	1+15%	3+15%	1+15%		3+15%	1+15%	5+15%
Landry	5	6	5		6	5	7
Landry Beaded Inset	5+15%	6+15%	5+15%		6+15%	5+15%	7+15%
Landry Inset	5+15%	6+15%	5+15%		6+15%	5+15%	7+15%
Northrope NEW	3	5	3		5	3	6
Shanley	1	3	1		3	1	5
Shanley Beaded Inset	1+15%	3+15%	1+15%		3+15%	1+15%	5+15%
Shanley Inset	1+15%	3+15%	1+15%		3+15%	1+15%	5+15%
Tate	2	4	2		4	2	6
Tate Beaded Inset	2+15%	4+15%	2+15%		4+15%	2+15%	6+15%
Tate Inset	2+15%	4+15%	2+15%		4+15%	2+15%	6+15%
Vinson	2	4	2		4	2	6
Vinson Beaded Inset	2+15%	4+15%	2+15%		4+15%	2+15%	6+15%
Vinson Inset	2+15%	4+15%	2+15%		4+15%	2+15%	6+15%
Whitman NEW	1	3	1		3	1	5
Whitman Beaded Inset NEW	1+15%	3+15%	1+15%		3+15%	1+15%	5+15%
Whitman Inset NEW	1+15%	3+15%	1+15%		3+15%	1+15%	5+15%

Kemper Emerge Modification Option Descriptions

Your Kemper Emerge price guide contains charts with modification option codes for each applicable cabinetry product. Reference the listing below to identify the modification description.

Door & Drawer Options

Option	Description
CC	Craftsman Door
CG	Cut-for-glass
GAMD	Gallery Mullion Door
HC	Horizon Door
IFHG	Inset Finial Hinges
MC	Mission Door
MD	Mullion Door
MFO	Modified Full Overlay
PRMD	Prairie Mullion Door
SGLPN	Single Panel Tall Door
SHMD	Shaker Mullion Door
SPLITDR	Split Doors
SPLITDRWS	Split Drawers
TCG	Transom w/Top Cut-for-glass and Bottom Center Panel
TCP	Transom w/both sections Center Panels

End Panel Options

Option	Description
AUTH	Authentic Flush End
CSFPE	Car Siding Flush Panel End
EXBK	End Extended Back
EXDN	Wall End and Back Extended Down
FFD	Face Frame and Door on End
FL/FR	Finished Ends
FPE	Flush Panel End
INTGE	Integral End
IPE	Inset Panel Ends

Custom Modification Options

Option	Description
ADD_SHLF	Add Shelf
ADDTK	Add Toekick
ADRW	Add Drawer Below Wall Unit
BVR	Bottom Valance Rail
CBO	Cabinet Box Only
CCO	Cabinet Case Only
CFNTO	Cabinet Front Only
CFP	Cabinet False Panel
CFRMO	Cabinet Frame Only
CLIP	Clipped Corner
CMAT	CabMat™
CND	Cabinet No Door
CSDGBK	Car Siding Back
DRWTK	Toekick Drawer
EX	Extended Stile
EX_OL	Extended Stile with Overlay
FD	Full Depth Shelf
FLUT	Fluting
FTK	Flush Toekick
ID	Increased Depth
IH	Increased Height
INVFRM	Inverted Frame
IW	Increased Width
MIP	Matching Interior
OBRB	Open Bottom Rail Base
PFINBTMB	Finished Bottom
RD	Reduced Depth
REC	Recessed Vanity Wall
RECTK	Recessed Toekick
RECTK_6	Recessed Toekick – 6"
RECTKFRT6	Recessed Toekick Front – 6″
RH	Reduced Height
ROSFLUT	Rose Fluting
RT	Roll Trays
SBCADDY	Sink Base Cleaning Caddy
SBCADDYSM	Sink Base Cleaning Caddy Small
SCPDRW	Scooped Drawer
TBN	Nickel Towel Bar
TD	Tray Divider
TKP	Toekick Pedestal
TVR	Top Valance Rail
UDBX	U-shaped Drawer Box
URT	U-shaped Roll Tray
VLSO	L-shaped Organizer
VTK	Void Toekick
VWB	Vanity Wastebasket Container
WS	Wide Stiles
WTR	Wide Top Rail

VANITY WALL, 30″ HIGH, 4 5/8″ DEEP

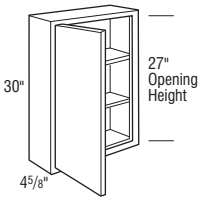

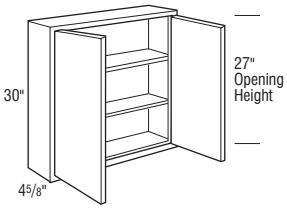

	Cubic Feet	1	2	3	4	5	6	7
W12304 L or R	1.8	735	772	797	841	886	964	1042
W15304 L or R	2.1	757	789	816	863	902	991	1080
W18304 L or R	2.5	816	858	891	938	986	1082	1178
W21304 L or R	2.9	856	896	932	982	1040	1126	1212
W24304 L or R	3.3	902	948	985	1035	1092	1189	1286
W24304	3.3	1143	1200	1229	1302	1390	1513	1636
W30304	4.1	1240	1303	1354	1426	1497	1632	1767

Notes below apply to all products in section above:

- Two adjustable shelves.
- Regular doors, not mirrored.

Door & Drawer Options

CC	CG	GAMD	HC	IFHG	MC	MD	MFO	PRMD[1]	SGLPN	SHMD	SPLITDR[2]	SPLITDRWS	TCG	TCP
✓	✓	✓	✓	✓	✓	✓	✓	✓		✓	✓			

End Panel Options

AUTH	CSFPE	EXBK	EXDN	FFD	FL/FR	FPE	INTGE	IPE
	✓	✓	✓		✓	✓		

Custom Modification Options

ADD_SHLF	ADDTK	ADRW	BVR[3]	CBO	CCO	CFNTO	CFP	CFRMO	CLIP	CMAT	CND	CSDGBK	DRWTK	EX	EX_OL	FD	FLUT[4]	FTK[5]	ID	IH	INVFRM	IW
			✓	✓	✓	✓		✓			✓	✓		✓	✓		✓	✓		✓		

MIP	OBRB[6]	PFINBTMB[7]	RD	REC	RECTK	RECTK_6	RECTKFRT6	RH	ROSFLUT[8]	RT	SBCADDY	SBCADDYSM	SCPDRW	TBN	TD	TKP	TVR[9]	UDBX	URT	VLSO	VTK	VWB	WS	WTR
✓	✓	✓		✓				✓	✓								✓						✓	✓

[1] Not available on 12″ or 24″ (2 doors) wide.
[2] Not available on 12″-24″ (1 door) wide.
[3] Only available on 24″ (1 door) wide.
[4] Fluting both 3″ not available on 12″ wide. Not available with 6″ fluting.
[5] Not available on 24″ (1 door) wide. FTKAV and style B-L also not available on 12″ wide.
[6] Not available on 24″ (1 door) wide.
[7] Only available on 24″ (2 doors) wide.
[8] Fluting both not available on 12″ wide.
[9] TVRAV and style B-L not available on 12″ wide.

Vanity Wall Cabinets

VANITY WALL, 36″ HIGH, 4 5/8″ DEEP

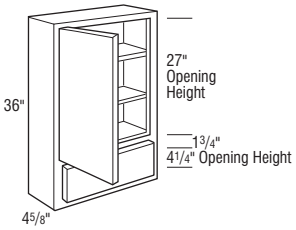

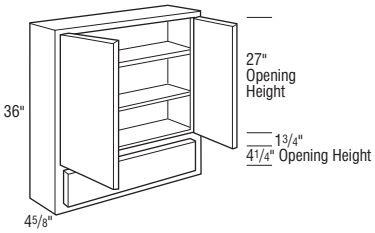

	Cubic Feet	1	2	3	4	5	6	7
W12364 L or R	2.1	866	908	941	991	1057	1149	1241
W15364 L or R	2.6	905	949	988	1042	1095	1198	1301
W18364 L or R	3.0	958	1004	1042	1099	1149	1244	1339
W21364 L or R	3.5	1028	1073	1109	1175	1237	1350	1463
W24364 L or R	3.9	1091	1136	1181	1238	1310	1427	1544
W24364	3.9	1379	1443	1484	1560	1677	1827	1977
W30364	4.9	1460	1535	1590	1683	1763	1924	2085
W36364	5.8	1586	1657	1721	1820	1917	2095	2273

Notes below apply to all products in section above:

- One fixed and two adjustable shelves.
- Regular door(s), not mirrored.
- Includes drop front. Decker, Landry, and DFR5PC incorporate slab front.
- Not available on Inset and Beaded Inset styles.

Door & Drawer Options

CC	CG	GAMD[1]	HC	IFHG[2]	MC	MD	MFO	PRMD	SGLPN	SHMD	SPLITDR[3]	SPLITDRWS	TCG[4]	TCP[4]
✓	✓	✓	✓	✓	✓	✓	✓	✓		✓	✓		✓	✓

End Panel Options

AUTH	CSFPE	EXBK	EXDN	FFD	FL/FR	FPE	INTGE	IPE
	✓	✓	✓		✓	✓		

Custom Modification Options

ADD_SHLF	ADDTK	ADRW	BVR[4]	CBO	CCO	CFNTO	CFP	CFRMO	CLIP	CMAT	CND	CSDGBK	DRWTK	EX	EX_OL	FD	FLUT[5]	FTK[6]	ID	IH	INVFRM	IW
			✓	✓	✓	✓		✓			✓	✓		✓	✓		✓	✓		✓		

MIP	OBRB[7]	PFINBTMB[8]	RD	REC	RECTK	RECTK_6	RECTKFRT6	RH	ROSFLUT[9]	RT	SBCADDY	SBCADDYSM	SCPDRW	TBN	TD	TKP	TVR[10]	UDBX	URT	VLSO	VTK	VWB	WS	WTR
✓	✓	✓		✓				✓	✓								✓						✓	✓

[1] Not available on 12″ or 24″ (2 doors) wide.
[2] Not available on 24″ (2 doors) wide.
[3] Not available on 12″-24″ (1 door) wide.
[4] Only available on 24″ (1 door) wide.
[5] Fluting both 3″ not available on 12″ wide. Not available with 6″ fluting.
[6] Not available on 24″ (1 door) wide. FTKAV and style B-L also not available on 12″ wide.
[7] Not available on 24″ (1 door) wide.
[8] Only available on 24″ (2 doors) wide.
[9] Fluting both not available on 12″ wide.
[10] TVRAV and style B-L not available on 12″ wide.

VANITY RECESSED CABINET, 24″ HIGH, 4 5/8″ DEEP

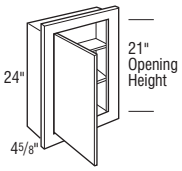

Top View

VWR1524 L or R	1.7	757	789	816	863	902	991	1080

- Two adjustable shelves.
- Regular door, not mirrored.
- To recess use opening 1″ less than overall dimension.
- Cut-out size is 14″ W x 22 1/2″ H x 4″ D .

Door & Drawer Options

CC	CG	GAMD	HC	IFHG	MC	MD	MFO	PRMD	SGLPN	SHMD	SPLITDR	SPLITDRWS	TCG	TCP
✓	✓	✓				✓		✓		✓				

End Panel Options

AUTH	CSFPE	EXBK[1]	EXDN	FFD	FL/FR	FPE	INTGE	IPE
		✓						

Custom Modification Options

ADD_SHLF	ADDTK	ADRW	BVR	CBO	CCO	CFNTO	CFP	CFRMO	CLIP	CMAT	CND	CSDGBK	DRWTK	EX	EX_OL	FD	FLUT[2]	FTK	ID	IH	INVFRM	IW
				✓	✓	✓		✓			✓	✓		✓	✓		✓					

MIP	OBRB	PFINBTMB	RD	REC	RECTK	RECTK_6	RECTKFRT6	RH	ROSFLUT	RT	SBCADDY	SBCADDYSM	SCPDRW	TBN	TD	TKP	TVR	UDBX	URT	VLSO	VTK	VWB	WS	WTR
✓									✓								✓						✓	✓

[1] Not available on end extended back left.
[2] Not available with 6″ fluting.

IH/RH availability charts starting on page G•40.
IW/RW availability charts starting on page G•46.

VANITY WALL RECESSED CABINET, 36″ HIGH, 4 5/8″ DEEP

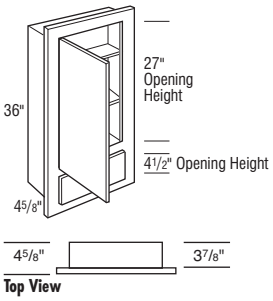

	Cubic Feet	1	2	3	4	5	6	7
VWR1536 L or R	2.6	997	1044	1089	1149	1189	1305	1421

- To recess use opening 1 1/2″ less than overall dimension.
- One fixed and two adjustable shelves.
- Cut-out size is 13 1/2″ W x 34 1/2″ H x 4″ D .
- Regular door, not mirrored.
- Includes drop front.
- Not available on Inset and Beaded Inset styles.

Door & Drawer Options

CC	CG	GAMD	HC	IFHG	MC	MD	MFO	PRMD	SGLPN	SHMD	SPLITDR	SPLITDRWS	TCG	TCP
✓	✓	✓				✓		✓		✓				

End Panel Options

AUTH	CSFPE	EXBK[1]	EXDN	FFD	FL/FR	FPE	INTGE	IPE
		✓						

Custom Modification Options

ADD_SHLF	ADDTK	ADRW	BVR	CBO	CCO	CFNTO	CFP	CFRMO	CLIP	CMAT	CND	CSDGBK	DRWTK	EX	EX_OL	FD	FLUT[2]	FTK	ID	IH	INVFRM	IW
				✓	✓	✓		✓			✓	✓		✓	✓		✓					

MIP	OBRB	PFINBTMB	RD	REC	RECTK	RECTK_6	RECTKFRT6	RH	ROSFLUT	RT	SBCADDY	SBCADDYSM	SCPDRW	TBN	TD	TKP	TVR	UDBX	URT	VLSO	VTK	VWB	WS	WTR
✓									✓								✓						✓	✓

[1] Not available on end extended back left.
[2] Not available with 6″ fluting.

VANITY MIRROR, 35″ HIGH, 21″, 27″, or 33″ WIDE

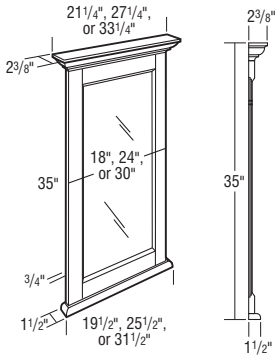

VM2135	2.2	995	995	995	995	995	995	995
VM2735	2.7	1082	1082	1082	1082	1082	1082	1082
VM3335	3.3	1175	1175	1175	1175	1175	1175	1175

- Installed mirror has beveled edge.
- Includes two installed metal hanging hooks on back.
- Only available in Cherry and Maple

	Overall Dimensions		Mirror - Visible Dimensions	
	Width	Height	Width	Height
VM2135	21 1/4"	35"	12 15/16"	26 15/16"
VM2735	27 1/4"	35"	18 15/16"	26 15/16"
VM3335	33 1/4"	35"	24 15/16"	26 15/16"

Modifications Are Not Available

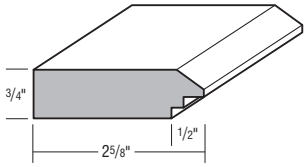

mirror side profile

Vanity Wall Cabinets

WATER CLOSET, 36″ HIGH, 9″ DEEP

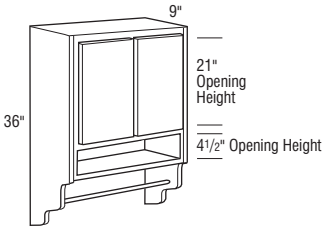

	Cubic Feet	1	2	3	4	5	6	7
WCT24	6.4	1768	1849	1917	2021	2139	2339	2539
WCT27	7.1	1821	1908	1975	2086	2180	2387	2594

- Finished Ends and Matching Interior standard.
- Open shelf standard.
- One fixed and two adjustable shelves.
- Regular doors, not mirrored.

Door & Drawer Options

CC	CG	GAMD	HC	IFHG	MC	MD	MFO	PRMD	SGLPN	SHMD	SPLITDR	SPLITDRWS	TCG	TCP
	✓	✓		✓		✓				✓				

End Panel Options

AUTH	CSFPE	EXBK[1]	EXDN	FFD	FL/FR	FPE	INTGE	IPE
		✓						

Custom Modification Options

ADD_SHLF	ADDTK	ADRW	BVR	CBO	CCO	CFNTO	CFP	CFRMO	CLIP	CMAT	CND	CSDGBK	DRWTK	EX	EX_OL	FD	FLUT	FTK	ID	IH	INVFRM	IW
											✓	✓										

MIP	OBRB	PFINBTMB	RD	REC	RECTK	RECTK_6	RECTKFRT6	RH	ROSFLUT	RT	SBCADDY	SBCADDYSM	SCPDRW	TBN	TD	TKP	TVR	UDBX	URT	VLSO	VTK	VWB	WS	WTR
																	✓						✓	

[1] Not available on end extended back left.

IH/RH availability charts starting on page G•40.
IW/RW availability charts starting on page G•46.

VANITY BASE, SINGLE DOOR with DRAWER, 32″ or 34 1/2″ HIGH, 18″ or 21″ DEEP

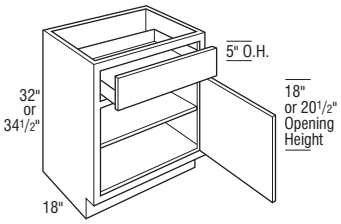

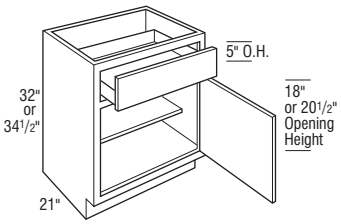

	Cubic Feet	1	2	3	4	5	6	7
VB123218 L or R	5.1	1044	1094	1132	1192	1259	1376	1493
VB153218 L or R	6.2	1092	1144	1188	1259	1305	1429	1553
VB183218 L or R	7.4	1143	1197	1237	1310	1381	1514	1647
VB213218 L or R	8.5	1182	1236	1280	1347	1420	1545	1670
VB243218 L or R	9.7	1218	1280	1326	1396	1463	1600	1737
VB123221 L or R	6.2	1044	1094	1132	1193	1260	1376	1492
VB153221 L or R	7.5	1092	1145	1188	1260	1305	1430	1555
VB183221 L or R	8.9	1143	1198	1237	1310	1381	1514	1647
VB213221 L or R	10.3	1182	1236	1280	1347	1420	1546	1672
VB243221 L or R	11.6	1219	1280	1326	1397	1463	1601	1739
VB123418 L or R	5.4	1092	1144	1186	1247	1318	1437	1556
VB153418 L or R	6.7	1143	1195	1243	1318	1368	1494	1620
VB183418 L or R	7.9	1194	1254	1294	1370	1445	1585	1725
VB213418 L or R	9.2	1234	1292	1338	1408	1484	1617	1750
VB243418 L or R	10.4	1274	1338	1384	1459	1532	1674	1816
VB123421 L or R	6.6	1092	1145	1186	1246	1318	1437	1556
VB153421 L or R	8.1	1143	1196	1243	1318	1368	1494	1620
VB183421 L or R	9.5	1194	1254	1294	1370	1445	1585	1725
VB213421 L or R	11.0	1234	1293	1339	1409	1484	1617	1750
VB243421 L or R	12.5	1274	1339	1383	1460	1533	1674	1815

- 18″ deep includes one adjustable Full Depth Shelf.
- 21″ deep includes one adjustable 15″ deep shelf.
- Increased Depths available in 1/4″ increments from 21 1/4″ to 24″.
- Reduced Depths available in 1/4″ increments from 12″ to 20 3/4″.

Door & Drawer Options

CC	CG	GAMD	HC	IFHG	MC	MD	MFO	PRMD[1]	SGLPN	SHMD	SPLITDR	SPLITDRWS	TCG	TCP
	✓	✓		✓		✓		✓		✓				

End Panel Options

AUTH	CSFPE	EXBK	EXDN	FFD	FL/FR	FPE	INTGE	IPE
✓	✓	✓		✓	✓	✓	✓	✓

Custom Modification Options

ADD_SHLF	ADDTK	ADRW	BVR	CBO	CCO	CFNTO	CFP	CFRMO	CLIP[2]	CMAT	CND	CSDGBK	DRWTK[3]	EX	EX_OL	FD[4]	FLUT[5]	FTK[6]	ID	IH	INVFRM	IW
✓				✓	✓	✓	✓	✓	✓		✓	✓	✓	✓	✓	✓	✓	✓	✓		✓	✓

MIP	OBRB	PFINBTMB	RD	REC	RECTK	RECTK_6[7]	RECTKFRT6	RH	ROSFLUT	RT	SBCADDY	SBCADDYSM[1]	SCPDRW	TBN	TD	TKP	TVR[8]	UDBX[3]	URT[3]	VLSO	VTK	VWB	WS	WTR
✓	✓		✓		✓	✓	✓		✓	✓	✓	✓	✓		✓		✓	✓	✓		✓		✓	✓

[1] Not available on 12″ wide.
[2] Not available on 12″ wide.
[3] Only available on 24″ wide.
[4] Not available on 18″ deep.
[5] 6″ fluting not available on 12″ or 15″ wide. Fluting both 6″ not available.
[6] FTKAV and style B-L not available on 12″ wide.
[7] 12″ wide can only be recessed in front and/or back. 15″ and 18″ wide can only be recessed in the front, back, and/or one side only. 18″ deep can not be recessed in both the front and back.
[8] TVRAV and style B-L not available on 12″ wide.

Vanity Base Cabinets

VANITY BASE, DOUBLE DOOR with DRAWER, 32″ or 34 1/2″ HIGH, 18″ or 21″ DEEP

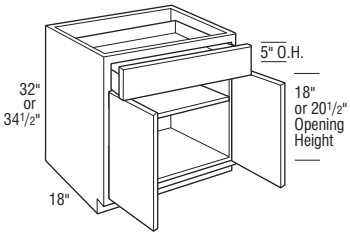

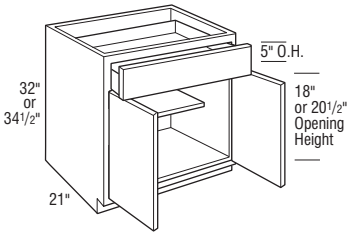

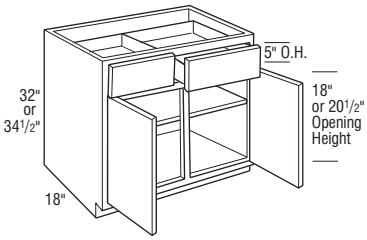

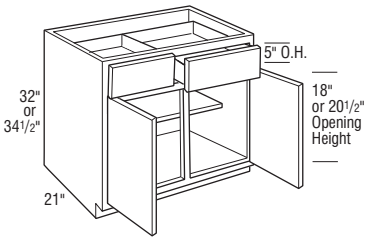

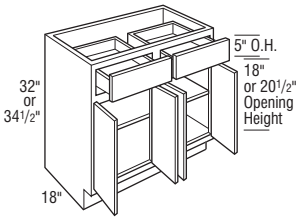

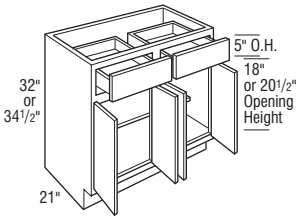

	Cubic Feet	1	2	3	4	5	6	7
VB243218	9.7	1545	1622	1675	1769	1861	2033	2205
VB273218	10.9	1696	1780	1845	1948	2045	2239	2433
VB303218	12.0	1752	1837	1901	2005	2106	2298	2490
VB333218	13.2	1784	1871	1947	2048	2156	2359	2562
VB363218	14.3	1845	1932	2005	2118	2221	2428	2635
VB393218	15.5	1894	1985	2058	2174	2286	2493	2700
VB243221	11.6	1546	1622	1676	1769	1861	2033	2205
VB273221	13.0	1696	1780	1845	1948	2045	2239	2433
VB303221	14.4	1752	1837	1901	2005	2106	2299	2492
VB333221	15.7	1784	1872	1947	2048	2157	2360	2563
VB363221	17.1	1845	1932	2005	2118	2221	2429	2637
VB393221	18.5	1894	1985	2058	2174	2287	2494	2701
VB243418	10.4	1617	1696	1750	1849	1947	2127	2307
VB273418	11.7	1776	1861	1930	2037	2140	2342	2544
VB303418	12.9	1832	1921	1988	2096	2205	2408	2611
VB333418	14.2	1866	1958	2034	2143	2256	2471	2686
VB363418	15.4	1930	2021	2096	2213	2327	2539	2751
VB393418	16.6	1984	2076	2153	2273	2388	2611	2834
VB243421	12.5	1617	1696	1751	1849	1947	2127	2307
VB273421	14.0	1776	1861	1930	2037	2141	2343	2545
VB303421	15.4	1832	1921	1989	2096	2206	2409	2612
VB333421	16.9	1866	1958	2035	2144	2256	2471	2686
VB363421	18.4	1930	2021	2096	2214	2327	2539	2751
VB393421	19.8	1984	2077	2153	2273	2389	2611	2833
VB423218	16.6	1944	2034	2108	2224	2349	2561	2773
VB453218	17.8	2121	2215	2293	2408	2535	2748	2961
VB483218CS	19.0	2125	2221	2300	2431	2565	2809	3053
VB423221	19.8	1945	2035	2109	2225	2350	2562	2774
VB453221	21.2	2121	2215	2294	2409	2535	2749	2963
VB483221CS	22.6	2126	2221	2300	2431	2566	2809	3052
VB423418	17.9	2031	2128	2207	2329	2455	2678	2901
VB453418	19.1	2217	2318	2401	2519	2650	2871	3092
VB483418CS	20.4	2221	2327	2411	2540	2681	2935	3189
VB423421	21.3	2031	2128	2208	2329	2455	2678	2901
VB453421	22.8	2218	2318	2401	2520	2651	2871	3091
VB483421CS	24.2	2221	2327	2412	2540	2682	2935	3188
VB483218	19.0	2231	2333	2415	2552	2693	2950	3207
VB483221	21.8	2231	2333	2415	2552	2693	2950	3207
VB483418	20.4	2333	2443	2532	2667	2815	3082	3349
VB483421	23.4	2333	2443	2532	2667	2815	3082	3349

- 18″ deep includes one adjustable Full Depth Shelf.
- 21″ deep includes one adjustable 15″ deep shelf.
- Increased Depths available in 1/4″ increments from 21 1/4″ to 24″.
- Reduced Depths available in 1/4″ increments from 12″ to 20 3/4″.

Door & Drawer Options

CC	CG	GAMD	HC	IFHG	MC	MD	MFO	PRMD	SGLPN	SHMD	SPLITDR[1]	SPLITDRWS[2]	TCG	TCP
	✓	✓		✓		✓		✓		✓	✓	✓		

End Panel Options

AUTH	CSFPE	EXBK	EXDN	FFD	FL/FR	FPE	INTGE	IPE
✓	✓	✓		✓	✓	✓	✓	✓

Custom Modification Options

ADD_SHLF	ADDTK	ADRW	BVR	CBO	CCO	CFNTO	CFP[1]	CFRMO	CLIP	CMAT	CND	CSDGBK	DRWTK[3]	EX	EX_OL	FD[4]	FLUT[5]	FTK	ID	IH	INVFRM	IW[6]
✓				✓	✓	✓	✓	✓	✓		✓	✓	✓	✓	✓	✓		✓	✓	✓		✓

MIP	OBRB	PFINBTMB	RD	REC	RECTK	RECTK_6[7]	RECTKFRT6	RH	ROSFLUT	RT	SBCADDY[8]	SBCADDYSM[8]	SCPDRW	TBN	TD	TKP	TVR[1]	UDBX[9]	URT[5]	VLSO	VTK	VWB	WS	WTR
✓	✓		✓		✓	✓	✓		✓	✓	✓	✓	✓		✓		✓	✓	✓		✓		✓	✓

[1] Not available on 42″-48″ wide.
[2] Not available on 24″ or 48″ wide.
[3] Not available on 39″-48″ wide.
[4] Not available on 18″ deep.
[5] 6″ fluting not available on 24″ wide.
[6] Not available on 36″ or 48″ wide.
[7] 18″ deep can not be recessed in both the front and back.
[8] Not available on 24″ wide.
[9] Not available on 42″ or 45″ wide.

IH/RH availability charts starting on page G•40.
IW/RW availability charts starting on page G•46.

VANITY BASE SINGLE DOOR with SHELF, 32″ or 34 1/2″ HIGH, 21″ DEEP

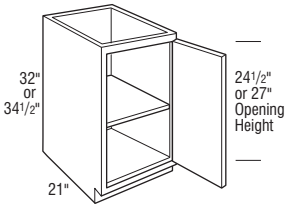

	Cubic Feet	1	2	3	4	5	6	7
V123221S L or R	6.2	1044	1094	1132	1193	1260	1376	1492
V153221S L or R	7.5	1092	1145	1188	1260	1305	1430	1555
V183221S L or R	8.9	1143	1198	1237	1310	1381	1514	1647
V213221S L or R	10.3	1182	1236	1280	1347	1420	1546	1672
V243221S L or R	11.6	1219	1280	1326	1397	1463	1601	1739
V123421S L or R	6.6	1092	1145	1186	1246	1318	1437	1556
V153421S L or R	8.1	1143	1196	1243	1318	1368	1494	1620
V183421S L or R	9.5	1194	1254	1294	1370	1445	1585	1725
V213421S L or R	11.0	1234	1293	1339	1409	1484	1617	1750
V243421S L or R	12.5	1274	1339	1383	1460	1533	1674	1815

- Adjustable Full Depth Shelf.
- Increased Depths available in 1/4″ increments from 21 1/4″ to 24″.
- Reduced Depths available in 1/4″ increments from 12″ to 20 3/4″.

Door & Drawer Options

CC	CG	GAMD	HC	IFHG	MC	MD	MFO	PRMD[1]	SGLPN	SHMD	SPLITDR	SPLITDRWS	TCG	TCP
	✓	✓		✓		✓		✓		✓				

End Panel Options

AUTH	CSFPE	EXBK	EXDN	FFD	FL/FR	FPE	INTGE	IPE
✓	✓	✓		✓	✓	✓	✓	✓

Custom Modification Options

ADD_SHLF	ADDTK	ADRW	BVR	CBO	CCO	CFNTO	CFP	CFRMO	CLIP[2]	CMAT	CND	CSDGBK	DRWTK	EX	EX_OL	FD	FLUT[3]	FTK[4]	ID	IH	INVFRM	IW
✓				✓	✓	✓		✓	✓		✓	✓		✓	✓		✓	✓	✓			✓

MIP	OBRB	PFINBTMB	RD	REC	RECTK	RECTK_6[5]	RECTKFRT6	RH	ROSFLUT	RT	SBCADDY	SBCADDYSM[1]	SCPDRW	TBN	TD	TKP	TVR[6]	UDBX	URT[7]	VLSO	VTK	VWB	WS	WTR
✓	✓		✓		✓	✓	✓		✓	✓	✓	✓			✓		✓		✓		✓		✓	✓

[1] Not available on 12″ wide.
[2] Not available on 12″ wide.
[3] 6″ fluting not available on 12″ or 15″ wide. Fluting both 6″ not available.
[4] FTKAV and style B-L not available on 12″ wide.
[5] 12″ wide can only be recessed in front and/or back. 15″ and 18″ wide can only be recessed in the front, back, and/or one side only.
[6] TVRAV and style B-L not available on 12″ wide.
[7] Only available on 24″ wide.

Vanity Base Cabinets

VANITY BASE with SHELF, 32″ or 34 1/2″ HIGH, 21″ DEEP

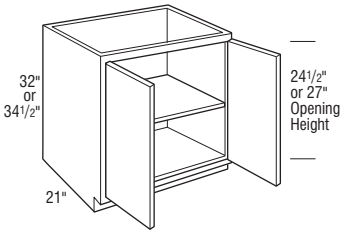

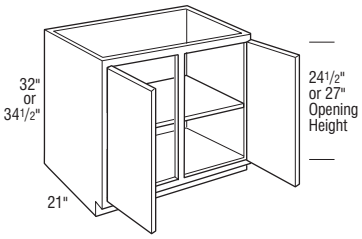

	Cubic Feet	1	2	3	4	5	6	7
V243221S	11.6	1545	1621	1664	1758	1859	2030	2201
V273221S	13.0	1685	1769	1830	1924	2038	2232	2426
V303221S	14.4	1745	1830	1892	1997	2096	2294	2492
V333221S	15.7	1784	1872	1947	2048	2157	2360	2563
V363221S	17.1	1837	1924	1989	2098	2214	2426	2638
V393221S	18.5	1887	1974	2038	2153	2277	2488	2699
V243421S	12.5	1616	1695	1744	1837	1945	2123	2301
V273421S	14.0	1761	1849	1916	2014	2132	2333	2534
V303421S	15.4	1825	1916	1980	2088	2192	2401	2610
V333421S	16.9	1866	1958	2035	2144	2256	2471	2686
V363421S	18.4	1921	2014	2079	2193	2317	2538	2759
V393421S	19.8	1972	2066	2132	2249	2381	2606	2831
V423221S	19.8	1928	2022	2092	2207	2335	2547	2759
V453221S	21.2	2022	2124	2193	2315	2441	2670	2899
V483221S	22.6	2115	2218	2295	2421	2554	2790	3026
V423421S	21.3	2018	2115	2186	2304	2440	2669	2898
V453421S	22.8	2115	2220	2294	2419	2552	2790	3028
V483421S	24.2	2210	2323	2402	2534	2672	2920	3168

- Adjustable Full Depth Shelf.
- Increased Depths available in 1/4″ increments from 21 1/4″ to 24″.
- Reduced Depths available in 1/4″ increments from 12″ to 20 3/4″.

Door & Drawer Options

CC	CG	GAMD	HC	IFHG	MC	MD	MFO	PRMD	SGLPN	SHMD	SPLITDR[1]	SPLITDRWS	TCG	TCP
	✓	✓		✓		✓		✓		✓	✓			

End Panel Options

AUTH	CSFPE	EXBK	EXDN	FFD	FL/FR	FPE	INTGE	IPE
✓	✓	✓		✓	✓	✓	✓	✓

Custom Modification Options

ADD_SHLF	ADDTK	ADRW	BVR	CBO	CCO	CFNTO	CFP	CFRMO	CLIP	CMAT	CND	CSDGBK	DRWTK	EX	EX_OL	FD	FLUT[2]	FTK	ID	IH	INVFRM	IW[3]
✓				✓	✓	✓		✓	✓		✓	✓		✓	✓		✓	✓	✓			✓

MIP	OBRB	PFINBTMB	RD	REC	RECTK	RECTK_6	RECTKFRT6	RH	ROSFLUT	RT	SBCADDY[4]	SBCADDYSM[4]	SCPDRW	TBN	TD	TKP	TVR[1]	UDBX	URT[5]	VLSO	VTK	VWB	WS	WTR
✓	✓		✓		✓	✓	✓		✓	✓	✓	✓			✓		✓		✓		✓		✓	✓

[1] Not available on 42″-48″ wide.
[2] 6″ fluting not available on 24″ wide.
[3] Not available on 36″ or 48″ wide.
[4] Not available on 24″ wide.
[5] Not available on 39″-48″ wide.

IH/RH availability charts starting on page G•40.
IW/RW availability charts starting on page G•46.

VANITY BASE SINGLE DOOR without SHELF, 32″ or 34 1/2″ HIGH, 18″ or 21″ DEEP

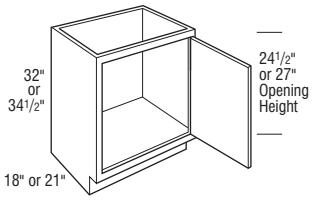

	Cubic Feet	1	2	3	4	5	6	7
V123218 L or R	5.1	1044	1094	1132	1192	1259	1376	1493
V153218 L or R	6.2	1092	1144	1188	1259	1305	1429	1553
V183218 L or R	7.4	1143	1197	1237	1310	1381	1514	1647
V213218 L or R	8.5	1182	1236	1280	1347	1420	1545	1670
V243218 L or R	9.7	1218	1280	1326	1396	1463	1600	1737
V123221 L or R	6.2	1044	1094	1132	1192	1259	1376	1493
V153221 L or R	7.5	1092	1144	1188	1259	1305	1429	1553
V183221 L or R	8.9	1143	1197	1237	1310	1381	1514	1647
V213221 L or R	10.3	1182	1236	1280	1347	1420	1545	1670
V243221 L or R	11.6	1218	1280	1326	1396	1463	1600	1737
V123418 L or R	5.4	1092	1144	1186	1247	1318	1437	1556
V153418 L or R	6.7	1143	1195	1243	1318	1368	1494	1620
V183418 L or R	7.9	1194	1254	1294	1370	1445	1585	1725
V213418 L or R	9.2	1234	1292	1338	1408	1484	1617	1750
V243418 L or R	10.4	1274	1338	1384	1459	1532	1674	1816
V123421 L or R	6.6	1092	1144	1186	1247	1318	1437	1556
V153421 L or R	8.1	1143	1195	1243	1318	1368	1494	1620
V183421 L or R	9.5	1194	1254	1294	1370	1445	1585	1725
V213421 L or R	11.0	1234	1292	1338	1408	1484	1617	1750
V243421 L or R	12.5	1274	1338	1384	1459	1532	1674	1816

- Increased Depths available in 1/4″ increments from 21 1/4″ to 24″.
- Reduced Depths available in 1/4″ increments from 12″ to 20 3/4″.

Door & Drawer Options

CC	CG	GAMD	HC	IFHG	MC	MD[1]	MFO	PRMD[1]	SGLPN	SHMD	SPLITDR	SPLITDRWS	TCG	TCP
	✓			✓		✓		✓						

End Panel Options

AUTH	CSFPE	EXBK	EXDN	FFD	FL/FR	FPE	INTGE	IPE
✓	✓	✓		✓		✓	✓	✓

Custom Modification Options

ADD_SHLF	ADDTK	ADRW	BVR	CBO	CCO	CFNTO	CFP	CFRMO	CLIP[1]	CMAT	CND	CSDGBK	DRWTK	EX	EX_OL	FD	FLUT[2]	FTK[3]	ID	IH	INVFRM	IW[4]
				✓	✓	✓		✓	✓		✓	✓	✓	✓	✓		✓	✓	✓			✓

MIP	OBRB	PFINBTMB	RD	REC	RECTK	RECTK_6[5]	RECTKFRT6	RH	ROSFLUT[6]	RT	SBCADDY[7]	SBCADDYSM[7]	SCPDRW	TBN	TD	TKP	TVR[8]	UDBX	URT[9]	VLSO	VTK	VWB	WS[10]	WTR
✓	✓		✓		✓	✓	✓		✓	✓	✓	✓			✓	✓	✓		✓		✓		✓	✓

[1] Not available on 12″ wide.
[2] 6″ fluting not available on 12″ or 15″ wide and FLUT6B not available.
[3] FTKAV and style B-L not available on 12″ wide.
[4] Not available on 24″ wide.
[5] 12″ wide can only be recessed in front and/or back. 15″ and 18″ wide can only be recessed in the front, back, and/or one side only. 18″ deep can not be recessed in both the front and back.
[6] ROSFLUT3B not available on 12″ or 15″ wide.
[7] Not available on depths less than 21″ and SBCADDY also not available on 12″ wide.
[8] TVRAV and style B-L not available on 12″ wide.
[9] Not available on 18″ deep and only available on 24″ wide.
[10] WSB3 not available on 12″ wide.

Vanity Base Cabinets

VANITY BASE without SHELF, 32″ or 34 1/2″ HIGH, 18″ or 21″ DEEP

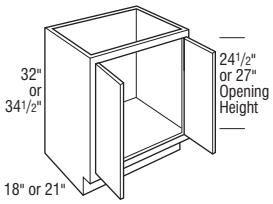

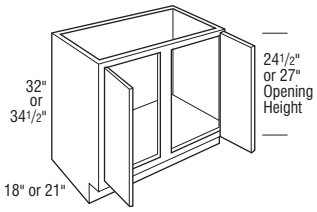

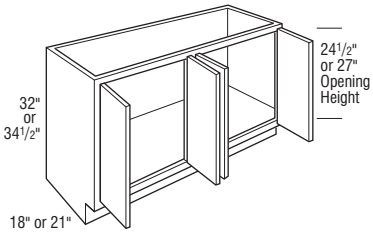

	Cubic Feet	1	2	3	4	5	6	7
V243218	9.7	1544	1621	1663	1758	1859	2029	2199
V273218	10.9	1685	1769	1829	1924	2038	2232	2426
V303218	12.0	1744	1829	1891	1997	2096	2293	2490
V333218	13.2	1784	1871	1947	2048	2156	2359	2562
V363218	14.3	1837	1924	1988	2097	2213	2426	2639
V393218	15.5	1886	1974	2038	2153	2276	2487	2698
V243221	11.6	1544	1621	1663	1758	1859	2029	2199
V273221	13.0	1685	1769	1829	1924	2038	2232	2426
V303221	14.4	1744	1829	1891	1997	2096	2293	2490
V333221	15.7	1784	1871	1947	2048	2156	2359	2562
V363221	17.1	1837	1924	1988	2097	2213	2426	2639
V393221	18.5	1886	1974	2038	2153	2276	2487	2698
V243418	10.4	1616	1695	1743	1837	1944	2123	2302
V273418	11.7	1760	1849	1916	2013	2132	2333	2534
V303418	12.9	1824	1916	1980	2087	2192	2401	2610
V333418	14.2	1866	1958	2034	2143	2256	2471	2686
V363418	15.4	1921	2013	2079	2193	2317	2538	2759
V393418	16.6	1971	2066	2132	2249	2381	2606	2831
V243421	12.5	1616	1695	1743	1837	1944	2123	2302
V273421	14.0	1760	1849	1916	2013	2132	2333	2534
V303421	15.4	1824	1916	1980	2087	2192	2401	2610
V333421	16.9	1866	1958	2034	2143	2256	2471	2686
V363421	18.4	1921	2013	2079	2193	2317	2538	2759
V393421	19.8	1971	2066	2132	2249	2381	2606	2831
V423218	16.6	1928	2022	2091	2206	2335	2547	2759
V453218	17.8	2022	2124	2193	2314	2440	2670	2900
V483218CS	19.0	2114	2217	2295	2421	2553	2790	3027
V423221	19.8	1928	2022	2091	2206	2335	2547	2759
V453221	21.2	2022	2124	2193	2314	2440	2670	2900
V483221CS	22.6	2114	2217	2295	2421	2553	2790	3027
V423418	17.9	2017	2114	2186	2303	2439	2669	2899
V453418	19.1	2114	2219	2293	2418	2552	2790	3028
V483418CS	20.4	2210	2323	2402	2534	2672	2919	3166
V423421	21.3	2017	2114	2186	2303	2439	2669	2899
V453421	22.8	2114	2219	2293	2418	2552	2790	3028
V483421CS	24.2	2210	2323	2402	2534	2672	2919	3166
V483218	19.0	2219	2329	2409	2543	2681	2930	3179
V483221	22.6	2326	2439	2525	2664	2809	3069	3329
V483418	20.4	2321	2439	2522	2661	2806	3065	3324
V483421	24.2	2276	2393	2474	2610	2751	3007	3263

- Increased Depths available in 1/4″ increments from 21 1/4″ to 24″.
- Reduced Depths available in 1/4″ increments from 12″ to 20 3/4″.

Door & Drawer Options

CC	CG	GAMD	HC	IFHG	MC	MD	MFO	PRMD	SGLPN	SHMD	SPLITDR[1]	SPLITDRWS	TCG	TCP
	✓			✓		✓		✓			✓			

End Panel Options

AUTH	CSFPE	EXBK	EXDN	FFD	FL/FR	FPE	INTGE	IPE
✓	✓	✓		✓		✓	✓	✓

Custom Modification Options

ADD_SHLF	ADDTK	ADRW	BVR	CBO	CCO	CFNTO	CFP	CFRMO	CLIP	CMAT	CND	CSDGBK	DRWTK[2]	EX	EX_OL	FD	FLUT[3]	FTK	ID	IH	INVFRM	IW[4]
				✓	✓	✓		✓	✓		✓	✓	✓	✓	✓		✓	✓	✓			✓

MIP	OBRB	PFINBTMB	RD	REC	RECTK	RECTK_6[5]	RECTKFRT6	RH	ROSFLUT	RT	SBCADDY[6]	SBCADDYSM[6]	SCPDRW	TBN	TD	TKP	TVR[1]	UDBX	URT[7]	VLSO	VTK	VWB	WS[8]	WTR
✓	✓		✓		✓	✓	✓		✓	✓	✓	✓			✓	✓	✓		✓		✓		✓	✓

[1] Not available on 42″-48″ wide.
[2] Not available on 39″-48″ wide.
[3] FLUT6B not available on 24″ wide.
[4] Not available on 48″ wide.
[5] 18″ deep can not be recessed in both the front and back.
[6] Not available on depths less than 21″.
[7] 18″ deep not available, and also not available on 39″-48″ wide.
[8] Not available on 24″ wide.

IH/RH availability charts starting on page G•40.
IW/RW availability charts starting on page G•46.

VANITY BASE PULL-OUT, 34 1/2″ HIGH, 21″ DEEP

storage SOLUTIONS

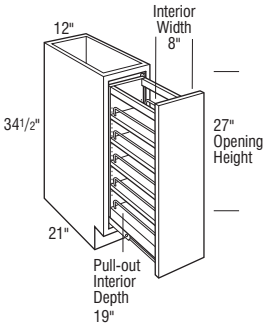

	Cubic Feet	1	2	3	4	5	6	7
VBP1234.5	6.6	1752	1802	1845	1907	1975	2096	2217

- Pull-out features three adjustable shelves with chrome rail sides.

Door & Drawer Options

CC	CG	GAMD	HC	IFHG	MC	MD	MFO	PRMD	SGLPN	SHMD	SPLITDR	SPLITDRWS	TCG	TCP

End Panel Options

AUTH	CSFPE	EXBK	EXDN	FFD	FL/FR	FPE	INTGE	IPE
✓	✓	✓			✓	✓	✓	✓

Custom Modification Options

ADD_SHLF	ADDTK	ADRW	BVR	CBO	CCO	CFNTO	CFP	CFRMO	CLIP	CMAT	CND	CSDGBK	DRWTK	EX	EX_OL	FD	FLUT[1]	FTK	ID	IH	INVFRM	IW
												✓		✓	✓		✓	✓				

MIP	OBRB	PFINBTMB	RD	REC	RECTK	RECTK_6[2]	RECTKFRT6	RH	ROSFLUT	RT	SBCADDY	SBCADDYSM	SCPDRW	TBN	TD	TKP	TVR	UDBX	URT	VLSO	VTK	VWB	WS	WTR
✓	✓					✓	✓		✓												✓		✓	✓

[1] Not available with 6″ fluting.
[2] Can only be recessed in front and/or back.

VANITY BASE without SHELF, 32″ or 34 1/2″ HIGH, 16″ DEEP

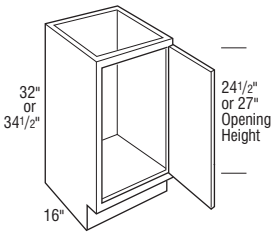

MV183216 L or R	6.6	1143	1197	1237	1310	1381	1514	1647
MV183416 L or R	7.1	1194	1254	1294	1370	1445	1585	1725

- MV = Mini Vanity.

Door & Drawer Options

CC	CG	GAMD	HC	IFHG	MC	MD	MFO	PRMD	SGLPN	SHMD	SPLITDR	SPLITDRWS	TCG	TCP
	✓			✓		✓		✓						

End Panel Options

AUTH	CSFPE	EXBK	EXDN	FFD	FL/FR	FPE	INTGE	IPE
✓	✓	✓		✓		✓	✓	✓

Custom Modification Options

ADD_SHLF	ADDTK	ADRW	BVR	CBO	CCO	CFNTO	CFP	CFRMO	CLIP	CMAT	CND	CSDGBK	DRWTK	EX	EX_OL	FD	FLUT[1]	FTK	ID	IH	INVFRM	IW
				✓	✓	✓		✓	✓		✓	✓		✓	✓		✓	✓	✓	✓		✓

MIP	OBRB	PFINBTMB	RD	REC	RECTK	RECTK_6[2]	RECTKFRT6	RH	ROSFLUT	RT	SBCADDY	SBCADDYSM	SCPDRW	TBN	TD	TKP	TVR	UDBX	URT	VLSO	VTK	VWB	WS	WTR
✓	✓		✓		✓	✓	✓	✓	✓	✓					✓	✓	✓				✓		✓	✓

[1] 6″ fluting not available.
[2] Can only be recessed in the front and/or one side only.

Vanity Sink Base Cabinets

VANITY SINK BASE with FALSE PANEL, 32″ or 34 1/2″ HIGH, 18″ or 21″ DEEP

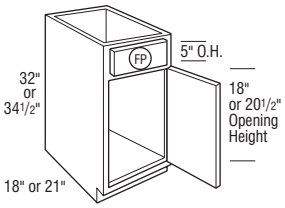

	Cubic Feet	1	2	3	4	5	6	7
VSB183218 L or R	7.4	1051	1096	1136	1201	1273	1381	1489
VSB213218 L or R	8.5	1092	1144	1188	1259	1305	1429	1553
VSB243218 L or R	9.7	1122	1178	1212	1281	1350	1478	1606
VSB183221 L or R	8.9	1051	1096	1136	1202	1273	1381	1489
VSB213221 L or R	10.3	1092	1145	1188	1260	1305	1430	1555
VSB243221 L or R	11.6	1123	1177	1213	1282	1351	1478	1605
VSB183418 L or R	7.9	1097	1147	1189	1258	1330	1445	1560
VSB213418 L or R	9.2	1143	1195	1243	1318	1368	1494	1620
VSB243418 L or R	10.4	1174	1229	1269	1339	1412	1545	1678
VSB183421 L or R	9.5	1097	1147	1189	1259	1330	1445	1560
VSB213421 L or R	11.0	1143	1196	1243	1318	1368	1494	1620
VSB243421 L or R	12.5	1174	1229	1269	1340	1413	1546	1679

Notes below apply to all products in section above:

- Touch-up kit (TUK) and Owner's Guide included.
- Increased Depths available in 1/4″ increments from 21 1/4″ to 30″.
- Reduced Depths available in 1/4″ increments from 6″ to 20 3/4″.

FP **False Panel**

Door & Drawer Options

CC	CG	GAMD	HC	IFHG	MC	MD	MFO	PRMD	SGLPN	SHMD	SPLITDR[1]	SPLITDRWS[2]	TCG	TCP
	✓	✓		✓		✓		✓		✓	✓	✓		

End Panel Options

AUTH	CSFPE	EXBK	EXDN	FFD	FL/FR	FPE	INTGE	IPE
✓	✓	✓		✓	✓	✓	✓	✓

Custom Modification Options

ADD_SHLF	ADDTK	ADRW	BVR	CBO	CCO	CFNTO	CFP	CFRMO	CLIP	CMAT[3]	CND	CSDGBK	DRWTK[4]	EX	EX_OL	FD	FLUT[5]	FTK	ID	IH	INVFRM	IW[6]
				✓	✓	✓		✓	✓	✓	✓	✓	✓	✓	✓		✓	✓	✓			✓

MIP	OBRB	PFINBTMB	RD	REC	RECTK	RECTK_6[7]	RECTKFRT6	RH	ROSFLUT	RT	SBCADDY	SBCADDYSM	SCPDRW	TBN	TD	TKP	TVR	UDBX	URT[4]	VLSO[8]	VTK	VWB[9]	WS	WTR
✓	✓		✓			✓	✓		✓	✓	✓	✓			✓		✓		✓	✓	✓	✓	✓	✓

[1] Not available on 18″-24″ (1 door) wide.
[2] Not available on 18″-24″ (1 door and 2 doors) wide.
[3] Not available on 18″ or 21″ wide.
[4] Not available on 18″, 21″ or 39″ wide.
[5] Fluting both 6″ not available on 18″ or 21″ wide.
[6] Not available on 36″ wide.
[7] 18″ wide can only be recessed in the front, back, and/or one side only. 18″ deep can not be recessed in both the front and back.
[8] Only available on 34 1/2″ high. Not available on depths less than 21″. VLSOB only available on 24″ wide.
[9] Not available on depths less than 21″.

IH/RH availability charts starting on page G•40.
IW/RW availability charts starting on page G•46.

VANITY SINK BASE with FALSE PANEL, 32″ or 34 1/2″ HIGH, 18″ or 21″ DEEP (cont'd)

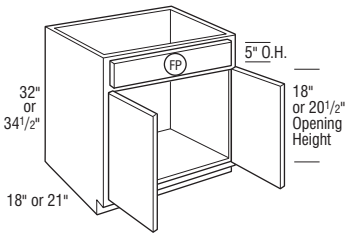

	Cubic Feet	1	2	3	4	5	6	7
VSB243218	9.7	1431	1498	1534	1621	1730	1891	2052
VSB273218	10.9	1557	1634	1694	1781	1887	2067	2247
VSB303218	12.0	1586	1663	1722	1824	1914	2092	2270
VSB333218	13.2	1638	1719	1780	1873	1971	2154	2337
VSB363218	14.3	1685	1769	1829	1924	2038	2232	2426
VSB393218	15.5	1724	1808	1873	1975	2079	2275	2471
VSB243221	11.6	1431	1499	1535	1621	1730	1892	2054
VSB273221	13.0	1557	1634	1694	1781	1888	2067	2246
VSB303221	14.4	1586	1664	1722	1825	1915	2093	2271
VSB333221	15.7	1638	1719	1780	1873	1972	2155	2338
VSB363221	17.1	1685	1769	1830	1924	2038	2232	2426
VSB393221	18.5	1724	1809	1873	1975	2079	2276	2473
VSB243418	10.4	1495	1568	1604	1695	1808	1980	2152
VSB273418	11.7	1628	1708	1770	1863	1972	2160	2348
VSB303418	12.9	1658	1743	1800	1906	2001	2188	2375
VSB333418	14.2	1713	1797	1861	1959	2061	2250	2439
VSB363418	15.4	1760	1849	1916	2013	2132	2333	2534
VSB393418	16.6	1802	1892	1959	2067	2176	2377	2578
VSB243421	12.5	1495	1568	1604	1695	1809	1980	2151
VSB273421	14.0	1628	1708	1770	1862	1973	2161	2349
VSB303421	15.4	1657	1744	1801	1906	2001	2189	2377
VSB333421	16.9	1713	1797	1861	1959	2061	2250	2439
VSB363421	18.4	1761	1849	1916	2014	2132	2333	2534
VSB393421	19.8	1803	1893	1959	2067	2176	2378	2580

Notes below apply to all products in section above:

- Touch-up kit (TUK) and Owner's Guide included.
- Increased Depths available in 1/4″ increments from 21 1/4″ to 30″.
- Reduced Depths available in 1/4″ increments from 6″ to 20 3/4″.

FP **False Panel**

Door & Drawer Options

CC	CG	GAMD	HC	IFHG	MC	MD	MFO	PRMD	SGLPN	SHMD	SPLITDR[1]	SPLITDRWS[2]	TCG	TCP
	✓	✓		✓		✓		✓		✓	✓	✓		

End Panel Options

AUTH	CSFPE	EXBK	EXDN	FFD	FL/FR	FPE	INTGE	IPE
✓	✓	✓		✓	✓	✓	✓	✓

Custom Modification Options

ADD_SHLF	ADDTK	ADRW	BVR	CBO	CCO	CFNTO	CFP	CFRMO	CLIP	CMAT[3]	CND	CSDGBK	DRWTK[4]	EX	EX_OL	FD	FLUT[5]	FTK	ID	IH	INVFRM	IW[6]
				✓	✓	✓		✓	✓	✓	✓	✓	✓	✓	✓		✓	✓	✓			✓

MIP	OBRB	PFINBTMB	RD	REC	RECTK	RECTK_6[7]	RECTKFRT6	RH	ROSFLUT	RT	SBCADDY	SBCADDYSM	SCPDRW	TBN	TD	TKP	TVR	UDBX	URT[4]	VLSO[8]	VTK	VWB[9]	WS	WTR
✓	✓		✓			✓	✓		✓	✓	✓	✓			✓		✓		✓	✓	✓	✓	✓	✓

[1] Not available on 18″-24″ (1 door) wide.
[2] Not available on 18″-24″ (1 door and 2 doors) wide.
[3] Not available on 18″ or 21″ wide.
[4] Not available on 18″, 21″ or 39″ wide.
[5] Fluting both 6″ not available on 18″ or 21″ wide.
[6] Not available on 36″ wide.
[7] 18″ deep can not be recessed in both the front and back.
[8] Only available on 34 1/2″ high. Not available on depths less than 21″.
[9] Not available on depths less than 21″.

Vanity Sink Base Cabinets

VANITY SINK BASE with FALSE PANEL, 32″ or 34 1/2″ HIGH, 18″ or 21″ DEEP

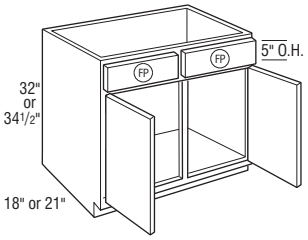

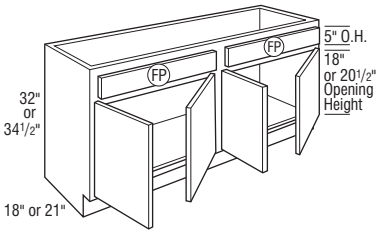

	Cubic Feet	1	2	3	4	5	6	7
VSB423218	16.6	1770	1854	1923	2028	2121	2317	2513
VSB453218	17.8	1854	1950	2018	2129	2237	2440	2643
VSB483218CS	19.0	1947	2040	2114	2232	2350	2565	2780
VSB423221	19.8	1770	1854	1923	2029	2121	2317	2513
VSB453221	21.2	1854	1951	2019	2129	2237	2441	2645
VSB483221CS	22.6	1947	2041	2115	2232	2351	2566	2781
VSB423418	17.9	1850	1941	2010	2121	2217	2422	2627
VSB453418	19.1	1941	2038	2108	2228	2339	2552	2765
VSB483418CS	20.4	2034	2134	2210	2333	2456	2681	2906
VSB423421	21.3	1850	1941	2010	2121	2218	2423	2628
VSB453421	22.8	1941	2038	2109	2229	2339	2552	2765
VSB483421CS	24.2	2035	2134	2210	2333	2457	2682	2907
VSB483218	19.0	2142	2244	2326	2456	2586	2821	3056
VSB483221	22.6	2142	2244	2326	2456	2586	2821	3056
VSB483418	20.4	2095	2198	2276	2403	2530	2762	2994
VSB483421	24.2	2095	2198	2276	2403	2530	2762	2994

- Touch-up kit (TUK) and Owner's Guide included.
- Increased Depths available in 1/4″ increments from 21 1/4″ to 30″.
- Reduced Depths available in 1/4″ increments from 6″ to 20 3/4″.

(FP) **False Panel**

Door & Drawer Options

CC	CG	GAMD	HC	IFHG	MC	MD	MFO	PRMD	SGLPN	SHMD	SPLITDR[1]	SPLITDRWS[1]	TCG	TCP
	✓	✓		✓		✓		✓		✓	✓	✓		

End Panel Options

AUTH	CSFPE	EXBK	EXDN	FFD	FL/FR	FPE	INTGE	IPE
✓	✓	✓		✓	✓	✓	✓	✓

Custom Modification Options

ADD_SHLF	ADDTK	ADRW	BVR	CBO	CCO	CFNTO	CFP	CFRMO	CLIP	CMAT	CND	CSDGBK	DRWTK	EX	EX_OL	FD	FLUT	FTK	ID	IH	INVFRM	IW[1]
				✓	✓	✓		✓	✓		✓	✓		✓	✓		✓	✓	✓			✓

MIP	OBRB	PFINBTMB	RD	REC	RECTK	RECTK_6[2]	RECTKFRT6	RH	ROSFLUT	RT	SBCADDY	SBCADDYSM	SCPDRW	TBN	TD	TKP	TVR	UDBX	URT	VLSO[3]	VTK	VWB[4]	WS	WTR
✓	✓		✓			✓	✓		✓	✓	✓	✓			✓					✓	✓	✓	✓	✓

[1] Not available on 48″ wide.
[2] 18″ deep can not be recessed in both the front and back.
[3] Only available on 34 1/2″ high. Not available on depths less than 21″.
[4] Not available on depths less than 21″.

IH/RH availability charts starting on page G•40.
IW/RW availability charts starting on page G•46.

VANITY SINK BASE with FALSE PANEL, 32″ or 34 1/2″ HIGH, 18″ or 21″ DEEP

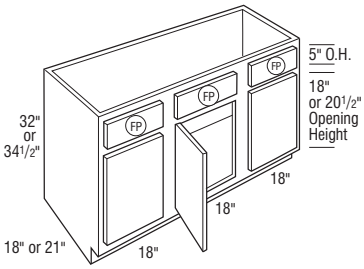

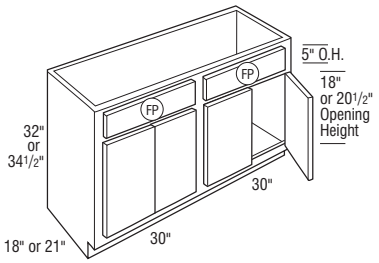

	Cubic Feet	1	2	3	4	5	6	7
VSB543218	21.3	2822	2958	3069	3232	3407	3719	4031
VSB543418	22.9	2951	3097	3208	3377	3566	3891	4216
VSB543221	25.3	2823	2959	3069	3233	3407	3720	4033
VSB543421	27.2	2951	3098	3208	3378	3567	3891	4215

- Middle door will be hinged left unless specified otherwise.

VSB603218	23.6	2895	3038	3150	3320	3485	3810	4135
VSB603418	25.4	3032	3180	3291	3471	3643	3982	4321
VSB603221	28.0	2895	3039	3150	3321	3485	3811	4137
VSB603421	30.1	3032	3180	3292	3471	3644	3983	4322

Notes below apply to all products in section above:

- Touch-up kit (TUK) and Owner's Guide included.
- All false drawer fronts.
- Increased Depths available in 1/4″ increments from 21 1/4″ to 30″.
- Reduced Depths available in 1/4″ increments from 6″ to 20 3/4″.

(FP) **False Panel**

Door & Drawer Options

CC	CG	GAMD	HC	IFHG	MC	MD	MFO	PRMD	SGLPN	SHMD	SPLITDR	SPLITDRWS	TCG	TCP
	✓	✓		✓		✓		✓		✓				

End Panel Options

AUTH	CSFPE	EXBK	EXDN	FFD	FL/FR	FPE	INTGE	IPE
✓	✓	✓		✓	✓	✓	✓	✓

Custom Modification Options

ADD_SHLF	ADDTK	ADRW	BVR	CBO	CCO	CFNTO	CFP	CFRMO	CLIP	CMAT[1]	CND	CSDGBK	DRWTK	EX	EX_OL	FD	FLUT	FTK	ID	IH	INVFRM	IW
				✓	✓	✓		✓	✓	✓	✓			✓	✓		✓	✓	✓			

MIP	OBRB	PFINBTMB	RD	REC	RECTK	RECTK_6[2]	RECTKFRT6	RH	ROSFLUT	RT	SBCADDY	SBCADDYSM	SCPDRW	TBN	TD	TKP	TVR	UDBX	URT	VLSO	VTK	VWB	WS	WTR
✓	✓		✓			✓	✓		✓	✓					✓						✓		✓	✓

[1] Not available on 54″ wide.
[2] 18″ deep can not be recessed in both the front and back.

VANITY SINK BASE with U-SHAPED ROLL TRAYS, 34 1/2″ HIGH, 21″ DEEP

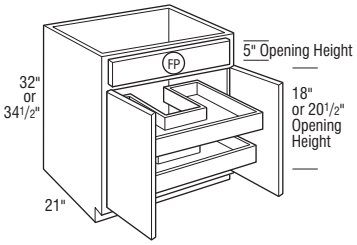

VSB303221U	14.1	2285	2363	2421	2524	2613	2792	2971
VSB303421U	15.4	2357	2443	2500	2606	2700	2887	3074

- Includes two wooden U-shaped Smart Stop roll trays.
- Touch-up kit (TUK) and Owner's Guide included.

(FP) **False Panel**

Door & Drawer Options

CC	CG	GAMD	HC	IFHG	MC	MD	MFO	PRMD	SGLPN	SHMD	SPLITDR	SPLITDRWS	TCG	TCP
	✓			✓		✓		✓			✓			

End Panel Options

AUTH	CSFPE	EXBK	EXDN	FFD	FL/FR	FPE	INTGE	IPE
✓	✓	✓		✓		✓	✓	✓

Custom Modification Options

ADD_SHLF	ADDTK	ADRW	BVR	CBO	CCO	CFNTO	CFP	CFRMO	CLIP	CMAT	CND	CSDGBK	DRWTK	EX	EX_OL	FD	FLUT	FTK	ID	IH	INVFRM	IW
				✓	✓	✓		✓			✓	✓	✓	✓	✓		✓	✓	✓			✓

MIP	OBRB	PFINBTMB	RD	REC	RECTK	RECTK_6	RECTKFRT6	RH	ROSFLUT	RT	SBCADDY	SBCADDYSM	SCPDRW	TBN	TD	TKP	TVR	UDBX	URT	VLSO	VTK	VWB	WS	WTR
✓	✓				✓	✓	✓		✓							✓	✓				✓		✓	✓

U-SHAPED DRAWER ON SELECT BATH BASE CABINETS

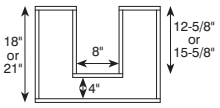

Vanity Sink Base Cabinets

VANITY SINK BASE SUPERCABINET™ with TILT-OUT TRAYS, 34 1/2″ HIGH, 21″ DEEP

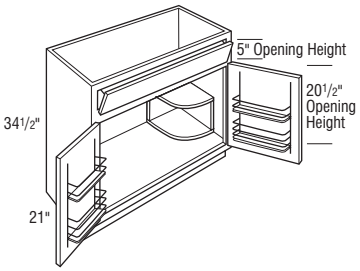

	Cubic Feet	1	2	3	4	5	6	7
VSSB303421ST	15.4	2561	2648	2707	2804	2914	3101	3288
VSSB333421ST	16.9	2606	2687	2749	2854	2960	3151	3342
VSSB363421ST	18.4	2656	2741	2801	2905	3018	3215	3412

- Quarter Round Reversible Shelf for left or right applications included.
- Basket size on 36″ door is 14 1/2″ W x 20 1/2″ H x 3 1/2″ D.
- Basket size on 30″ and 33″ door is 11 1/2″ W x 20 1/2″ H x 3 1/2″ D.
- Touch-up kit (TUK) and Owner's Guide included.
- Door includes a two-tiered non-adjustable chrome rack with wood bottoms.
- Increased Depths available in 1/4″ increments from 21 1/4″ to 30″.
- Not available on Inset and Beaded Inset styles.
- One drawer front with one 1 11/16″ deep stainless steel Tilt-out Tray attached.

Door & Drawer Options

CC	CG	GAMD	HC	IFHG	MC	MD	MFO	PRMD	SGLPN	SHMD	SPLITDR	SPLITDRWS	TCG	TCP

End Panel Options

AUTH	CSFPE	EXBK	EXDN	FFD	FL/FR	FPE	INTGE	IPE
✓	✓	✓		✓		✓	✓	

Custom Modification Options

ADD_SHLF	ADDTK	ADRW	BVR	CBO	CCO	CFNTO	CFP	CFRMO	CLIP[1]	CMAT	CND	CSDGBK	DRWTK	EX	EX_OL	FD	FLUT[2]	FTK	ID	IH[3]	INVFRM	IW
				✓					✓		✓	✓	✓	✓	✓		✓	✓	✓	✓		

MIP	OBRB	PFINBTMB	RD	REC	RECTK	RECTK_6	RECTKFRT6	RH	ROSFLUT	RT	SBCADDY	SBCADDYSM	SCPDRW	TBN	TD	TKP	TVR	UDBX	URT	VLSO	VTK	VWB	WS[4]	WTR
✓	✓				✓				✓							✓	✓				✓		✓	✓

[1] Not available on 30″ wide.
[2] 6" fluting not available on 36″ wide.
[3] Only available on 36″ wide.
[4] Not available on 30″ wide or WSR1.5 and WSL1.5.

IH/RH availability charts starting on page G•40.
IW/RW availability charts starting on page G•46.

VANITY SINK DRAWER BASE, 32″ or 34 1/2″ HIGH, 18″ or 21″ DEEP

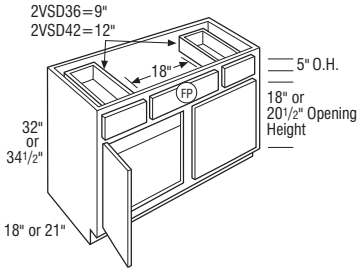

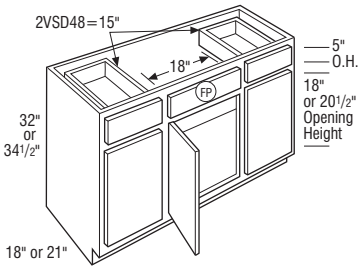

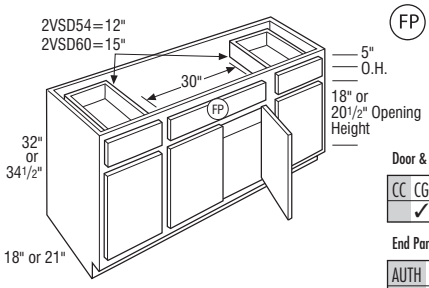

	Cubic Feet	1	2	3	4	5	6	7
2VSD363218†	14.3	1923	2013	2079	2195	2328	2544	2760
2VSD423218	16.6	2148	2250	2333	2464	2591	2826	3061
2VSD363221†	17.1	1923	2014	2079	2195	2328	2544	2760
2VSD423221	19.8	2149	2250	2333	2464	2591	2826	3061
2VSD363418†	15.4	2010	2103	2176	2296	2434	2662	2890
2VSD423418	17.9	2244	2353	2437	2576	2712	2955	3198
2VSD363421†	18.4	2010	2104	2176	2296	2435	2663	2891
2VSD423421	21.3	2244	2353	2437	2577	2712	2956	3200

†Butt doors standard.

2VSD483221 L or R	22.6	2684	2815	2909	3072	3245	3547	3849
2VSD483421 L or R	24.2	2807	2947	3043	3212	3392	3710	4028

- Middle door will be hinged left unless specified otherwise.

2VSD543218FP	21.3	2798	2935	3043	3211	3373	3682	3991
2VSD603218FP	23.6	3075	3224	3344	3528	3707	4046	4385
2VSD543418FP	22.9	2924	3069	3185	3356	3528	3851	4174
2VSD603418FP	25.4	3213	3372	3500	3688	3877	4233	4589
2VSD543221FP	25.3	2950	3094	3197	3376	3567	3898	4229
2VSD603221FP	28.0	3075	3225	3344	3528	3708	4047	4386
2VSD543421FP	27.2	3085	3239	3344	3530	3727	4078	4429
2VSD603421FP	30.1	3213	3373	3501	3688	3878	4233	4588

Notes below apply to all products in section above:

- Touch-up kit (TUK) and Owner's Guide included.
- Two drawers, one false drawer front, center doors butt doors.
- Increased Depths available in 1/4″ increments from 21 1/4″ to 24″.
- Reduced Depths available in 1/4″ increments from 12″ to 20 3/4″.

FP **False Panel**

Door & Drawer Options

CC	CG	GAMD	HC	IFHG	MC	MD	MFO	PRMD	SGLPN	SHMD	SPLITDR[1]	SPLITDRWS	TCG	TCP
	✓	✓		✓		✓		✓		✓	✓			

End Panel Options

AUTH	CSFPE	EXBK	EXDN	FFD	FL/FR	FPE	INTGE	IPE
✓	✓	✓		✓	✓	✓	✓	✓

Custom Modification Options

ADD_SHLF	ADDTK	ADRW	BVR	CBO	CCO	CFNTO	CFP	CFRMO	CLIP	CMAT[2]	CND	CSDGBK[3]	DRWTK[1]	EX	EX_OL	FD	FLUT[4]	FTK	ID	IH	INVFRM	IW
				✓	✓	✓	✓	✓		✓	✓	✓	✓	✓	✓		✓	✓	✓			

MIP	OBRB	PFINBTMB	RD	REC	RECTK	RECTK_6[5]	RECTKFRT6	RH	ROSFLUT	RT	SBCADDY[6]	SBCADDYSM[6]	SCPDRW	TBN	TD[6]	TKP	TVR[1]	UDBX	URT	VLSO[7]	VTK	VWB[8]	WS[9]	WTR
✓	✓		✓	✓	✓	✓	✓		✓	✓	✓	✓			✓	✓	✓			✓	✓	✓	✓	✓

[1] Only available on 36″ wide.
[2] Only available on 36″ and 60″ wide.
[3] Not available on 54″ or 60″ wide.
[4] Not available with 6″ fluting.
[5] 18″ deep can not be recessed in both the front and back.
[6] Only available on 36″ and 42″ wide.
[7] Only available on 34 1/2″ high. Not available on depths less than 21″. Not available with 2VSD483421 L or R. 54″ wide not available with VLSOB.
[8] Not available on depths less than 21″.
[9] Not available on 36″ wide. Wide stile both 1.5″ also not available on 42″ wide.

Vanity Sink Drawer Base Cabinets

VANITY SINK and TWO DRAWER BASE with EXTENDED STILES, 32″ or 34 1/2″ HIGH, 18″ or 21″ DEEP

	Cubic Feet	1	2	3	4	5	6	7
2VSD57/603218FP	23.6	3075	3224	3344	3528	3707	4046	4385
2VSD57/603418FP	25.4	3213	3372	3500	3688	3877	4233	4589
2VSD57/603221FP	28.0	3075	3224	3344	3528	3707	4046	4385
2VSD57/603421FP	30.1	3213	3372	3500	3688	3877	4233	4589

- Stiles may be trimmed 1 1/2″ per side.
- Touch-up kit (TUK) and Owner's Guide included.
- Two drawers, one false drawer front, center doors butt doors.
- Increased Depths available in 1/4″ increments from 21 1/4″ to 24″.
- Reduced Depths available in 1/4″ increments from 12″ to 20 3/4″.

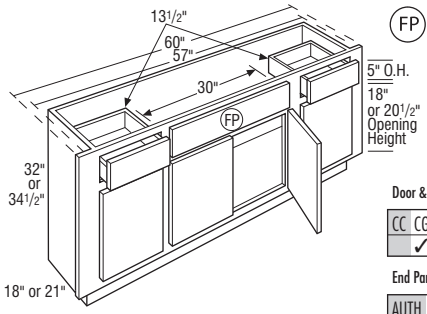

FP **False Panel**

Door & Drawer Options

CC	CG	GAMD	HC	IFHG	MC	MD	MFO	PRMD	SGLPN	SHMD	SPLITDR	SPLITDRWS	TCG	TCP
	✓			✓		✓		✓						

End Panel Options

AUTH	CSFPE	EXBK	EXDN	FFD	FL/FR	FPE	INTGE	IPE
		✓						✓

Custom Modification Options

ADD_SHLF	ADDTK	ADRW	BVR	CBO	CCO	CFNTO	CFP	CFRMO	CLIP	CMAT	CND	CSDGBK	DRWTK	EX	EX_OL	FD	FLUT	FTK	ID	IH	INVFRM	IW
				✓	✓	✓	✓	✓			✓							✓	✓			

MIP	OBRB	PFINBTMB	RD	REC	RECTK	RECTK_6[1]	RECTKFRT6	RH	ROSFLUT	RT	SBCADDY	SBCADDYSM	SCPDRW	TBN	TD	TKP	TVR	UDBX	URT	VLSO	VTK	VWB	WS	WTR
✓	✓		✓		✓	✓	✓		✓	✓						✓					✓			✓

[1] 18″ deep can not be recessed in both the front and back.

IH/RH availability charts starting on page G•40.
IW/RW availability charts starting on page G•46.

VANITY SINK DRAWER BASE with FALSE PANEL, 32″ HIGH, 18″ or 21″ DEEP

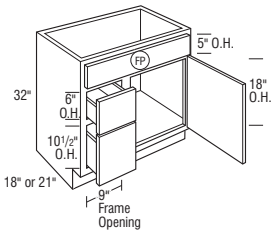

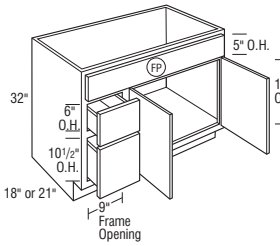

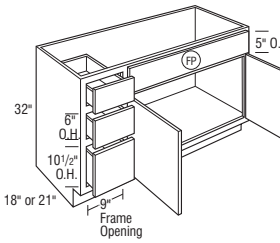

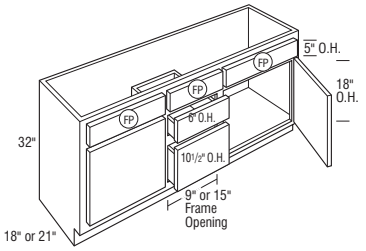

	Cubic Feet	1	2	3	4	5	6	7
VSD243218FP DL or DR	10.2	2070	2170	2244	2365	2498	2729	2960
VSD273218FP DL or DR	11.4	2151	2254	2332	2457	2596	2834	3072
VSD303218FP DL or DR	12.6	2232	2339	2418	2549	2693	2941	3189
VSD333218FP DL or DR	13.8	2407	2522	2608	2748	2904	3171	3438
VSD243221FP DL or DR	11.8	2070	2170	2244	2365	2498	2729	2960
VSD273221FP DL or DR	13.1	2151	2254	2332	2457	2596	2834	3072
VSD303221FP DL or DR	14.5	2232	2339	2418	2549	2693	2941	3189
VSD333221FP DL or DR	15.8	2407	2522	2608	2748	2904	3171	3438

- Door hinges on opposite side of drawer stack.
- DL or DR indicates drawer location.

VSD363218FP DL or DR	15.0	2579	2703	2796	2947	3113	3399	3685
VSD363221FP DL or DR	17.2	2579	2703	2796	2947	3113	3399	3685

- DL or DR indicates drawer location.

VSD423218FP DL or DR	17.3	2802	2937	3037	3201	3382	3693	4004
VSD453218FP DL or DR	18.5	2864	3001	3103	3271	3456	3773	4090
VSD483218FP DL or DR	19.7	2923	3063	3168	3339	3528	3852	4176
VSD423221FP DL or DR	19.9	2802	2937	3037	3201	3382	3693	4004
VSD453221FP DL or DR	21.3	2864	3001	3103	3271	3456	3773	4090
VSD483221FP DL or DR	22.6	2923	3063	3168	3339	3528	3852	4176

- DL or DR indicates drawer location.

VSD543218FP	22.0	3094	3242	3354	3534	3734	4077	4420
VSD603218FP	24.4	3265	3422	3539	3729	3940	4303	4666
VSD543221FP	25.3	3094	3242	3354	3534	3734	4077	4420
VSD603221FP	28.1	3265	3422	3539	3729	3940	4303	4666

- Door hinges on opposite side of drawer stack.

Notes below apply to all products in section above:

- Touch-up kit (TUK) and Owner's Guide included.
- Increased Depths available in 1/4″ increments from 21 1/4″ to 24″.
- Reduced Depths available in 1/4″ increments from 12″ to 20 3/4″.

FP **False Panel**

Door & Drawer Options

CC	CG	GAMD	HC	IFHG	MC	MD	MFO	PRMD	SGLPN	SHMD	SPLITDR	SPLITDRWS	TCG	TCP
	✓			✓		✓		✓						

End Panel Options

AUTH	CSFPE	EXBK	EXDN	FFD	FL/FR	FPE	INTGE	IPE
✓	✓	✓		✓		✓	✓	✓

Custom Modification Options

ADD_SHLF	ADDTK	ADRW	BVR	CBO	CCO	CFNTO	CFP	CFRMO	CLIP	CMAT	CND	CSDGBK	DRWTK	EX	EX_OL	FD	FLUT[1]	FTK	ID[2]	IH	INVFRM	IW
				✓	✓	✓		✓	✓		✓	✓	✓	✓	✓		✓	✓	✓			

MIP	OBRB	PFINBTMB	RD	REC	RECTK	RECTK_6	RECTKFRT6	RH	ROSFLUT[3]	RT	SBCADDY	SBCADDYSM	SCPDRW	TBN	TD	TKP	TVR	UDBX	URT	VLSO	VTK	VWB	WS[4]	WTR
✓	✓		✓		✓				✓	✓	✓	✓			✓						✓		✓	✓

[1] Not available with fluting both or 6″ fluting.
[2] Not available on 18″ deep.
[3] Not available on 24″ wide. Not available with 6″ fluting or fluting both.
[4] Not available on wide stile 3″ or wide stile both.

Vanity Sink Drawer Base Cabinets

VANITY SINK DRAWER BASE with FALSE PANEL, 34 1/2″ HIGH, 18″ or 21″ DEEP

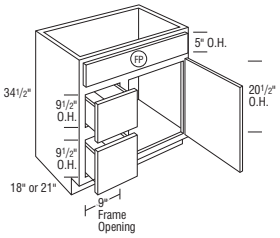

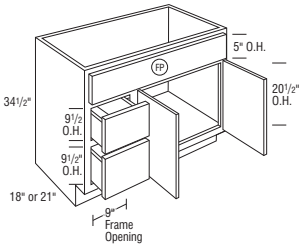

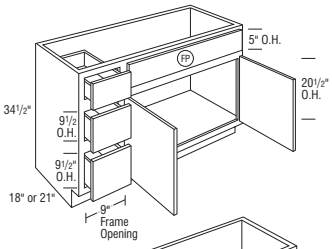

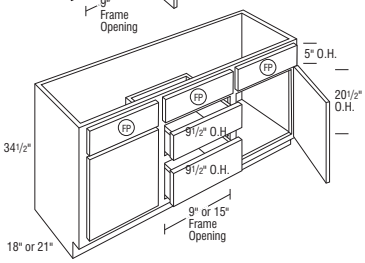

	Cubic Feet	1	2	3	4	5	6	7
VSD243418FP DL or DR	11.0	2340	2452	2536	2672	2823	3083	3343
VSD273418FP DL or DR	12.3	2435	2552	2639	2782	2939	3210	3481
VSD303418FP DL or DR	13.5	2530	2651	2742	2889	3053	3333	3613
VSD333418FP DL or DR	14.8	2727	2858	2955	3115	3291	3594	3897
VSD243421FP DL or DR	12.6	2340	2452	2536	2672	2823	3083	3343
VSD273421FP DL or DR	14.1	2435	2552	2639	2782	2939	3210	3481
VSD303421FP DL or DR	15.5	2530	2651	2742	2889	3053	3333	3613
VSD333421FP DL or DR	17.0	2727	2858	2955	3115	3291	3594	3897

- Door hinges on opposite side of drawer stack.
- DL or DR indicates drawer location.

VSD363418FP DL or DR	16.1	2925	3065	3170	3341	3530	3854	4178
VSD363421FP DL or DR	18.5	2925	3065	3170	3341	3530	3854	4178

- DL or DR indicates drawer location.

VSD423418FP DL or DR	21.4	3157	3309	3422	3607	3811	4161	4511
VSD453418FP DL or DR	22.8	3230	3385	3501	3690	3899	4257	4615
VSD483418FP DL or DR	24.3	3303	3462	3580	3773	3986	4353	4720
VSD423421FP DL or DR	18.6	3157	3309	3422	3607	3811	4161	4511
VSD453421FP DL or DR	19.9	3230	3385	3501	3690	3899	4257	4615
VSD483421FP DL or DR	21.1	3303	3462	3580	3773	3986	4353	4720

- DL or DR indicates drawer location.

VSD543418FP	27.2	3508	3677	3803	4008	4235	4624	5013
VSD603418FP	30.1	3712	3891	4024	4240	4480	4892	5304
VSD543421FP	23.7	3508	3677	3803	4008	4235	4624	5013
VSD603421FP	26.2	3712	3891	4024	4240	4480	4892	5304

- Door hinges on opposite side of drawer stack.

Notes below apply to all products in section above:

- Touch-up kit (TUK) and Owner's Guide included.
- Increased Depths available in 1/4″ increments from 21 1/4″ to 24″.
- Reduced Depths available in 1/4″ increments from 12″ to 20 3/4″.

(FP) **False Panel**

Door & Drawer Options

CC	CG	GAMD	HC	IFHG	MC	MD	MFO	PRMD	SGLPN	SHMD	SPLITDR	SPLITDRWS	TCG	TCP
	✓			✓		✓		✓						

End Panel Options

AUTH	CSFPE	EXBK	EXDN	FFD	FL/FR	FPE	INTGE	IPE
✓	✓	✓		✓		✓	✓	✓

Custom Modification Options

ADD_SHLF	ADDTK	ADRW	BVR	CBO	CCO	CFNTO	CFP	CFRMO	CLIP	CMAT	CND	CSDGBK	DRWTK	EX	EX_OL	FD	FLUT[1]	FTK	ID[2]	IH	INVFRM	IW
				✓	✓	✓		✓	✓		✓	✓	✓	✓	✓		✓	✓	✓			

MIP	OBRB	PFINBTMB	RD	REC	RECTK	RECTK_6	RECTKFRT6	RH	ROSFLUT[1]	RT	SBCADDY	SBCADDYSM	SCPDRW	TBN	TD	TKP	TVR	UDBX	URT	VLSO	VTK	VWB	WS[3]	WTR
✓	✓		✓		✓				✓	✓	✓	✓			✓						✓		✓	✓

[1] Not available with fluting both or 6″ fluting.
[2] Not available on 18″ deep.
[3] Not available on wide stile 3″ or wide stile both.

IH/RH availability charts starting on page G•40.
IW/RW availability charts starting on page G•46.

VANITY SINK DRAWER BASE with THREE DRAWERS and FALSE PANEL, 32″ HIGH, 18″ or 21″ DEEP

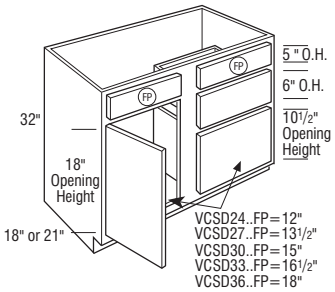

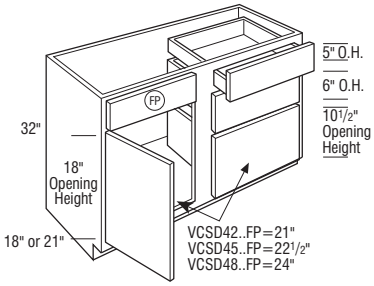

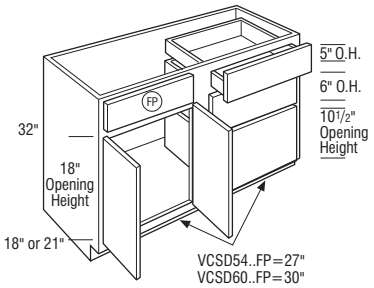

	Cubic Feet	1	2	3	4	5	6	7
VCSD243218FP DL or DR	9.7	1555	1629	1689	1780	1882	2055	2228
VCSD273218FP DL or DR	10.9	1629	1706	1796	1895	2007	2186	2365
VCSD303218FP DL or DR	12.0	1708	1789	1850	1954	2071	2254	2437
VCSD333218FP DL or DR	13.2	1669	1747	1840	1942	2056	2240	2424
VCSD363218FP DL or DR	14.3	1866	1954	2022	2137	2263	2474	2685
VCSD243221FP DL or DR	11.6	1556	1630	1689	1780	1883	2055	2227
VCSD273221FP DL or DR	13.0	1630	1706	1796	1895	2008	2186	2364
VCSD303221FP DL or DR	14.4	1708	1788	1850	1955	2072	2254	2436
VCSD333221FP DL or DR	15.7	1670	1747	1841	1942	2056	2241	2426
VCSD363221FP DL or DR	17.1	1866	1955	2022	2138	2263	2474	2685
VCSD423218FP DL or DR	16.6	2272	2381	2474	2607	2744	3002	3260
VCSD453218FP DL or DR	17.8	2350	2461	2591	2735	2897	3154	3411
VCSD483218FP DL or DR	19.0	2434	2549	2646	2790	2936	3212	3488
VCSD423221FP DL or DR	19.8	2272	2381	2474	2607	2744	3002	3260
VCSD453221FP DL or DR	21.2	2351	2461	2591	2735	2898	3154	3410
VCSD483221FP DL or DR	22.6	2435	2550	2647	2790	2937	3212	3487
VCSD543218FP DL or DR	21.3	2853	2986	3145	3319	3516	3829	4142
VCSD603218FP DL or DR	23.6	3019	3159	3329	3512	3719	4049	4379
VCSD543221FP DL or DR	25.3	2853	2986	3145	3320	3516	3829	4142
VCSD603221FP DL or DR	28.0	3020	3160	3330	3513	3720	4050	4380

Notes below apply to all products in section above:

- DL or DR indicates drawer location.
- Touch-up kit (TUK) and Owner's Guide included.
- Increased Depths available in 1/4″ increments from 21 1/4″ to 24″.
- Reduced Depths available in 1/4″ increments from 12″ to 20 3/4″.

(FP) **False Panel**

Door & Drawer Options

CC	CG	GAMD	HC	IFHG	MC	MD	MFO	PRMD	SGLPN	SHMD	SPLITDR	SPLITDRWS	TCG	TCP
	✓	✓		✓		✓		✓		✓				

End Panel Options

AUTH	CSFPE	EXBK	EXDN	FFD	FL/FR	FPE	INTGE	IPE
✓	✓	✓		✓	✓	✓	✓	✓

Custom Modification Options

ADD_SHLF	ADDTK	ADRW	BVR	CBO	CCO	CFNTO	CFP[1]	CFRMO	CLIP	CMAT[2]	CND	CSDGBK	DRWTK[3]	EX	EX_OL	FD	FLUT[4]	FTK	ID	IH	INVFRM	IW
				✓	✓	✓	✓	✓		✓	✓	✓	✓	✓	✓		✓	✓	✓			

MIP	OBRB	PFINBTMB	RD	REC	RECTK	RECTK_6[5]	RECTKFRT6	RH	ROSFLUT	RT	SBCADDY	SBCADDYSM	SCPDRW[1]	TBN	TD	TKP	TVR	UDBX	URT	VLSO	VTK	VWB[6]	WS[7]	WTR
✓	✓		✓		✓	✓	✓		✓	✓	✓	✓	✓		✓	✓					✓	✓	✓	✓

[1] Only available on 42″-60″ wide.
[2] Only available on 48″ (1 door and 2 doors)-60″ wide.
[3] Only available on 24″-36″ wide.
[4] Not available with 6″ fluting.
[5] 18″ deep can not be recessed in both the front and back.
[6] Not available on depths less than 21″.
[7] Not available on 24″ wide.

Vanity Sink Drawer Base Cabinets

VANITY SINK DRAWER BASE with THREE DRAWERS and FALSE PANEL, 34 1/2″ HIGH, 18″ or 21″ DEEP

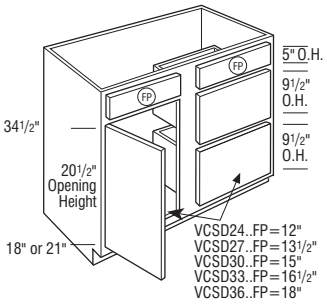

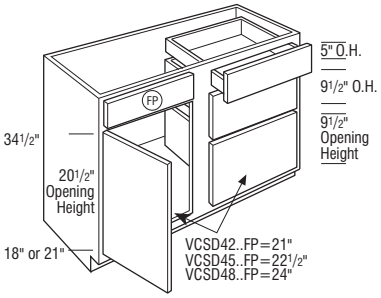

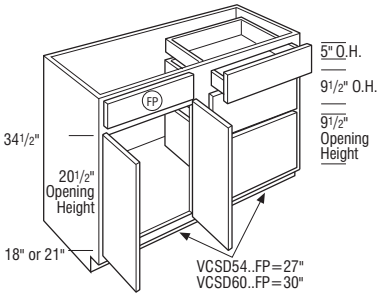

	Cubic Feet	1	2	3	4	5	6	7
VCSD243418FP DL or DR	10.4	1627	1706	1768	1861	1968	2150	2332
VCSD273418FP DL or DR	11.7	1706	1785	1880	1984	2100	2287	2474
VCSD303418FP DL or DR	12.9	1789	1869	1934	2043	2164	2356	2548
VCSD333418FP DL or DR	14.2	1865	1950	2055	2170	2296	2501	2706
VCSD363418FP DL or DR	15.4	1953	2043	2114	2237	2365	2582	2799
VCSD243421FP DL or DR	12.5	1627	1706	1768	1861	1968	2151	2334
VCSD273421FP DL or DR	14.0	1706	1785	1881	1984	2100	2288	2476
VCSD303421FP DL or DR	15.4	1788	1870	1935	2043	2164	2357	2550
VCSD333421FP DL or DR	16.9	1865	1951	2055	2170	2296	2501	2706
VCSD363421FP DL or DR	18.4	1953	2043	2115	2237	2366	2583	2800
VCSD423418FP DL or DR	17.9	2374	2489	2582	2725	2866	3139	3412
VCSD453418FP DL or DR	19.1	2459	2575	2712	2861	3030	3300	3570
VCSD483418FP DL or DR	20.4	2544	2671	2764	2919	3072	3359	3646
VCSD423421FP DL or DR	21.3	2374	2489	2583	2726	2866	3139	3412
VCSD453421FP DL or DR	22.8	2459	2575	2712	2862	3031	3300	3569
VCSD483421FP DL or DR	24.2	2545	2671	2765	2920	3072	3360	3648
VCSD543418FP DL or DR	22.9	2721	2846	2999	3165	3351	3649	3947
VCSD603418FP DL or DR	25.4	3135	3280	3455	3645	3862	4205	4548
VCSD543421FP DL or DR	27.2	2721	2847	3000	3166	3351	3650	3949
VCSD603421FP DL or DR	30.1	3136	3280	3456	3646	3863	4206	4549

Notes below apply to all products in section above:

- DL or DR indicates drawer location.
- Touch-up kit (TUK) and Owner's Guide included.
- Increased Depths available in 1/4″ increments from 21 1/4″ to 24″.
- Reduced Depths available in 1/4″ increments from 12″ to 20 3/4″.

(FP) **False Panel**

Door & Drawer Options

CC	CG	GAMD	HC	IFHG	MC	MD	MFO	PRMD	SGLPN	SHMD	SPLITDR	SPLITDRWS	TCG	TCP
	✓	✓		✓		✓		✓		✓				

End Panel Options

AUTH	CSFPE	EXBK	EXDN	FFD	FL/FR	FPE	INTGE	IPE
✓	✓	✓		✓	✓	✓	✓	✓

Custom Modification Options

ADD_SHLF	ADDTK	ADRW	BVR	CBO	CCO	CFNTO	CFP[1]	CFRMO	CLIP	CMAT[2]	CND	CSDGBK	DRWTK[3]	EX	EX_OL	FD	FLUT[4]	FTK	ID	IH	INVFRM	IW
				✓	✓	✓	✓	✓		✓	✓	✓	✓	✓	✓		✓	✓	✓			

MIP	OBRB	PFINBTMB	RD	REC	RECTK	RECTK_6[5]	RECTKFRT6	RH	ROSFLUT	RT	SBCADDY	SBCADDYSM	SCPDRW[1]	TBN	TD	TKP	TVR	UDBX	URT	VLSO[6]	VTK	VWB[7]	WS[8]	WTR
✓	✓		✓		✓	✓	✓		✓	✓	✓	✓	✓		✓	✓				✓	✓	✓	✓	✓

[1] Only available on 42″-60″ wide.
[2] Only available on 48″ (1 door and 2 doors)-60″ wide.
[3] Only available on 24″-36″ wide.
[4] Not available with 6″ fluting.
[5] 18″ deep can not be recessed in both the front and back.
[6] Not available on depths less than 21". VLSOB not available on 24″-45″ wide. 24″-27″ wide not available.
[7] Not available on depths less than 21″.
[8] Not available on 24″ wide.

IH/RH availability charts starting on page G•40.
IW/RW availability charts starting on page G•46.

VANITY SINK BASE with THREE DRAWERS, 32″ HIGH, 18″ or 21″ DEEP

	Cubic Feet	1	2	3	4	5	6	7
VS3D543218	22.0	3478	3645	3769	3973	4198	4583	4968
VS3D603218	24.4	3649	3824	3955	4169	4404	4809	5214
VS3D543221	25.3	3478	3645	3769	3973	4198	4583	4968
VS3D603221	28.1	3649	3824	3955	4169	4404	4809	5214

Notes below apply to all products in section above:

- Door hinges on opposite side of drawer stack.
- Touch-up kit (TUK) and Owner's Guide included.
- Increased Depths available in 1/4″ increments from 21 1/4″ to 24″.
- Reduced Depths available in 1/4″ increments from 12″ to 20 3/4″.

FP **False Panel**

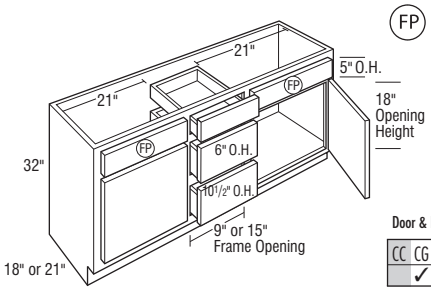

Door & Drawer Options

CC	CG	GAMD	HC	IFHG	MC	MD	MFO	PRMD	SGLPN	SHMD	SPLITDR	SPLITDRWS	TCG	TCP
	✓			✓		✓		✓						

End Panel Options

AUTH	CSFPE	EXBK	EXDN	FFD	FL/FR	FPE	INTGE	IPE
✓	✓	✓		✓		✓	✓	✓

Custom Modification Options

ADD_SHLF	ADDTK	ADRW	BVR	CBO	CCO	CFNTO	CFP	CFRMO	CLIP	CMAT	CND	CSDGBK	DRWTK	EX	EX_OL	FD	FLUT[1]	FTK	ID[2]	IH	INVFRM	IW
				✓	✓	✓		✓	✓		✓	✓	✓	✓	✓		✓	✓	✓			

MIP	OBRB	PFINBTMB	RD	REC	RECTK	RECTK_6	RECTKFRT6	RH	ROSFLUT[1]	RT	SBCADDY	SBCADDYSM	SCPDRW	TBN	TD	TKP	TVR	UDBX	URT	VLSO	VTK	VWB	WS[3]	WTR
✓	✓		✓		✓				✓	✓	✓	✓			✓						✓		✓	✓

[1] Not available with fluting both or 6″ fluting.
[2] Not available on 18″ deep.
[3] Only available with wide stile 1.5″.

VANITY SINK BASE with THREE DRAWERS, 34 1/2″ HIGH, 18″ or 21″ DEEP

VS3D543418	23.7	3893	4080	4219	4446	4699	5130	5561
VS3D603418	25.8	4097	4293	4440	4679	4944	5398	5852
VS3D543421	27.2	3893	4080	4219	4446	4699	5130	5561
VS3D603421	30.1	4097	4293	4440	4679	4944	5398	5852

Notes below apply to all products in section above:

- Door hinges on opposite side of drawer stack.
- Touch-up kit (TUK) and Owner's Guide included.
- Increased Depths available in 1/4″ increments from 21 1/4″ to 24″.
- Reduced Depths available in 1/4″ increments from 12″ to 20 3/4″.

FP **False Panel**

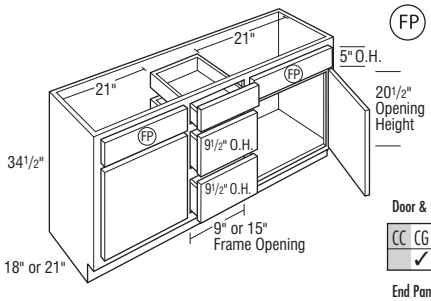

Door & Drawer Options

CC	CG	GAMD	HC	IFHG	MC	MD	MFO	PRMD	SGLPN	SHMD	SPLITDR	SPLITDRWS	TCG	TCP
	✓			✓		✓		✓						

End Panel Options

AUTH	CSFPE	EXBK	EXDN	FFD	FL/FR	FPE	INTGE	IPE
✓	✓	✓		✓		✓	✓	✓

Custom Modification Options

ADD_SHLF	ADDTK	ADRW	BVR	CBO	CCO	CFNTO	CFP	CFRMO	CLIP	CMAT	CND	CSDGBK	DRWTK	EX	EX_OL	FD	FLUT[1]	FTK	ID[2]	IH	INVFRM	IW
				✓	✓	✓		✓	✓		✓	✓	✓	✓	✓		✓	✓	✓			

MIP	OBRB	PFINBTMB	RD	REC	RECTK	RECTK_6[3]	RECTKFRT6	RH	ROSFLUT[1]	RT	SBCADDY	SBCADDYSM	SCPDRW	TBN	TD	TKP	TVR	UDBX	URT	VLSO	VTK	VWB	WS[4]	WTR
✓	✓		✓		✓	✓	✓		✓	✓	✓	✓			✓						✓		✓	✓

[1] Not available with fluting both or 6″ fluting.
[2] Not available on 18″ deep.
[3] 18″ deep can not be recessed in both the front and back.
[4] Only available with wide stile 1.5″.

Vanity Sink Drawer Base Cabinets

VANITY SINK DRAWER BASE with FOUR DRAWERS and FALSE PANEL, 32″ HIGH, 21″ DEEP

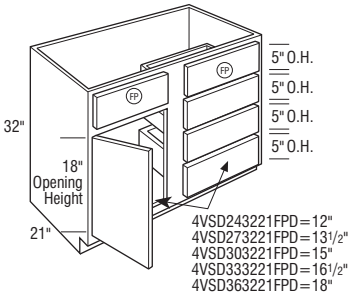

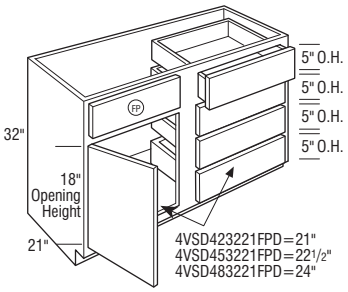

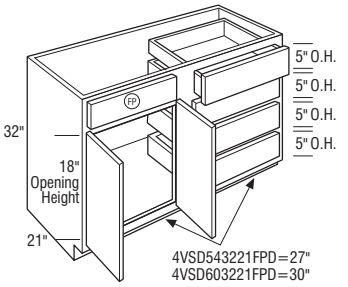

	Cubic Feet	1	2	3	4	5	6	7
4VSD243221FPD L or R	11.6	1867	1955	2027	2135	2259	2467	2675
4VSD273221FPD L or R	13.0	1955	2048	2155	2275	2409	2624	2839
4VSD303221FPD L or R	14.4	2050	2146	2221	2346	2486	2705	2924
4VSD333221FPD L or R	15.7	2003	2096	2208	2332	2469	2689	2909
4VSD363221FPD L or R	17.1	2238	2346	2426	2566	2715	2968	3221
4VSD423221FPD L or R	19.8	2727	2857	2968	3129	3293	3602	3911
4VSD453221FPD L or R	21.2	2821	2952	3110	3282	3477	3785	4093
4VSD483221FPD L or R	22.6	2922	3060	3177	3348	3525	3855	4185
4VSD543221FPD L or R	25.3	3424	3584	3775	3983	4220	4594	4968
4VSD603221FPD L or R	28.0	3624	3790	3995	4215	4464	4861	5258

Notes below apply to all products in section above:

- Door will be hinged on the opposite side of the drawer stack unless specified otherwise.
- Touch-up kit (TUK) and Owner's Guide included.
- Increased Depths available in 1/4″ increments from 21 1/4″ to 24″.
- Reduced Depths available in 1/4″ increments from 12″ to 20 3/4″.

(FP) **False Panel**

Door & Drawer Options

CC	CG	GAMD	HC	IFHG	MC	MD	MFO	PRMD	SGLPN	SHMD	SPLITDR	SPLITDRWS	TCG	TCP
	✓	✓		✓		✓		✓		✓				

End Panel Options

AUTH	CSFPE	EXBK	EXDN	FFD	FL/FR	FPE	INTGE	IPE
✓	✓	✓		✓	✓	✓	✓	✓

Custom Modification Options

ADD_SHLF	ADDTK	ADRW	BVR	CBO	CCO	CFNTO	CFP[1]	CFRMO	CLIP[2]	CMAT[3]	CND	CSDGBK	DRWTK[4]	EX	EX_OL	FD	FLUT[5]	FTK	ID	IH	INVFRM	IW
				✓	✓	✓	✓	✓	✓	✓	✓	✓	✓	✓	✓		✓	✓	✓			

MIP	OBRB	PFINBTMB	RD	REC	RECTK	RECTK_6	RECTKFRT6	RH	ROSFLUT[6]	RT	SBCADDY	SBCADDYSM	SCPDRW[1]	TBN	TD	TKP	TVR	UDBX	URT	VLSO	VTK	VWB	WS	WTR
✓	✓		✓			✓	✓		✓	✓	✓	✓	✓			✓					✓	✓		✓

[1] Only available on 42″-60″ wide.
[2] Not available on 24″-27″ wide.
[3] Only available on 48″ (1 door and 2 doors)-60″ wide.
[4] Only available on 24″-36″ wide.
[5] Not available on 24″-27″ wide. 6″ fluting not available on 30″ wide.
[6] Not available on 24″-27″ wide.

IH/RH availability charts starting on page G•40.
IW/RW availability charts starting on page G•46.

VANITY SINK DRAWER BASE with FOUR DRAWERS and FALSE PANEL, 34 1/2″ HIGH, 21″ DEEP

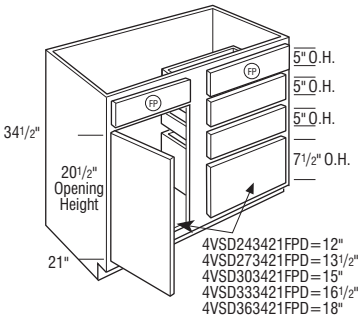

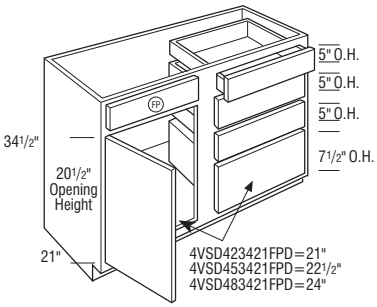

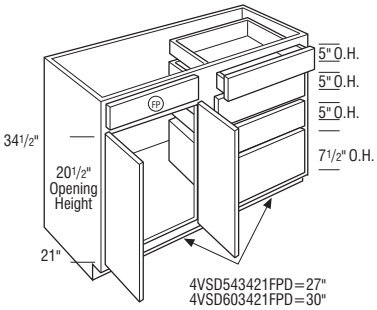

	Cubic Feet	1	2	3	4	5	6	7
4VSD243421FPD L or R	12.5	1952	2048	2121	2235	2362	2581	2800
4VSD273421FPD L or R	14.0	2048	2141	2256	2380	2521	2745	2969
4VSD303421FPD L or R	15.4	2146	2243	2322	2452	2596	2829	3062
4VSD333421FPD L or R	16.9	2237	2341	2467	2603	2756	3002	3248
4VSD363421FPD L or R	18.4	2344	2452	2537	2684	2838	3099	3360
4VSD423421FPD L or R	21.3	2848	2988	3099	3271	3439	3767	4095
4VSD453421FPD L or R	22.8	2951	3089	3253	3433	3638	3961	4284
4VSD483421FPD L or R	24.2	3054	3205	3317	3503	3686	4032	4378
4VSD543421FPD L or R	27.2	3265	3417	3600	3798	4022	4380	4738
4VSD603421FPD L or R	30.1	3764	3936	4146	4376	4635	5048	5461

Notes below apply to all products in section above:

- Door will be hinged on the opposite side of the drawer stack unless specified otherwise.
- Touch-up kit (TUK) and Owner's Guide included.
- Increased Depths available in 1/4″ increments from 21 1/4″ to 24″.
- Reduced Depths available in 1/4″ increments from 12″ to 20 3/4″.

(FP) **False Panel**

Door & Drawer Options

CC	CG	GAMD	HC	IFHG	MC	MD	MFO	PRMD	SGLPN	SHMD	SPLITDR	SPLITDRWS	TCG	TCP
	✓	✓		✓		✓		✓		✓				

End Panel Options

AUTH	CSFPE	EXBK	EXDN	FFD	FL/FR	FPE	INTGE	IPE
✓	✓	✓		✓	✓	✓	✓	✓

Custom Modification Options

ADD_SHLF	ADDTK	ADRW	BVR	CBO	CCO	CFNTO	CFP[1]	CFRMO	CLIP[2]	CMAT[3]	CND	CSDGBK	DRWTK[4]	EX	EX_OL	FD	FLUT[5]	FTK	ID	IH	INVFRM	IW
				✓	✓	✓	✓	✓	✓	✓	✓	✓	✓	✓	✓		✓	✓	✓			

MIP	OBRB	PFINBTMB	RD	REC	RECTK	RECTK_6	RECTKFRT6	RH	ROSFLUT[6]	RT	SBCADDY	SBCADDYSM	SCPDRW[1]	TBN	TD	TKP	TVR	UDBX	URT	VLSO	VTK	VWB	WS	WTR
✓	✓		✓			✓	✓		✓	✓	✓	✓	✓			✓					✓	✓		✓

[1] Only available on 42″-60″ wide.
[2] Not available on 24″-27″ wide.
[3] Only available on 48″ (1 door and 2 doors)-60″ wide.
[4] Only available on 24″-36″ wide.
[5] Not available on 24″-27″ wide. 6″ fluting not available on 30″ wide.
[6] Not available on 24″-27″ wide.

Vanity Combination Drawer Base Cabinets

VANITY COMBINATION DRAWER BASE with THREE DRAWERS, 32″ HIGH, 21″ DEEP

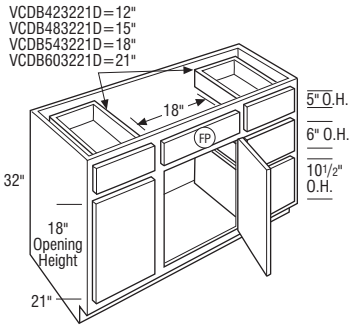

	Cubic Feet	1	2	3	4	5	6	7
VCDB423221D L or R	19.8	2959	3115	3213	3395	3570	3908	4246
VCDB483221D L or R	22.6	3020	3179	3279	3464	3641	3984	4327
VCDB543221D L or R	25.3	3120	3273	3380	3571	3756	4106	4456
VCDB603221D L or R	28.0	3183	3336	3451	3642	3825	4187	4549

- Middle door hinged same side as drawer stack unless specified otherwise.
- Touch-up kit (TUK) and Owner's Guide included.
- Increased Depths available in 1/4″ increments from 21 1/4″ to 24″.
- Reduced Depths available in 1/4″ increments from 12″ to 20 3/4″.

(FP) **False Panel**

Door & Drawer Options

CC	CG	GAMD	HC	IFHG	MC	MD	MFO	PRMD	SGLPN	SHMD	SPLITDR	SPLITDRWS	TCG	TCP
	✓	✓		✓		✓		✓		✓				

End Panel Options

AUTH	CSFPE	EXBK	EXDN	FFD	FL/FR	FPE	INTGE	IPE
✓	✓	✓		✓	✓	✓	✓	✓

Custom Modification Options

ADD_SHLF	ADDTK	ADRW	BVR	CBO	CCO	CFNTO	CFP	CFRMO	CLIP	CMAT	CND	CSDGBK[1]	DRWTK	EX	EX_OL	FD	FLUT[2]	FTK	ID	IH	INVFRM	IW
				✓	✓	✓	✓	✓			✓	✓		✓	✓		✓	✓	✓			

MIP	OBRB	PFINBTMB	RD	REC	RECTK	RECTK_6	RECTKFRT6	RH	ROSFLUT	RT	SBCADDY	SBCADDYSM	SCPDRW	TBN	TD	TKP	TVR	UDBX	URT	VLSO	VTK	VWB	WS[3]	WTR
✓	✓		✓		✓	✓	✓		✓	✓			✓		✓	✓					✓	✓	✓	✓

[1] Only available on 42″ and 48″ wide.
[2] Not available with 6″ fluting.
[3] Wide stile both 1.5″ not available on 42″ wide.

VANITY COMBINATION DRAWER BASE with THREE DRAWERS, 34 1/2″ HIGH, 21″ DEEP

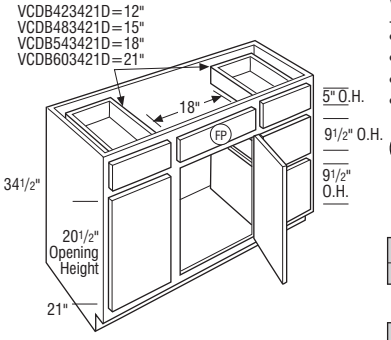

VCDB423421D L or R	21.3	3098	3257	3363	3544	3731	4085	4439
VCDB483421D L or R	24.2	3161	3323	3431	3622	3808	4166	4524
VCDB543421D L or R	27.2	3263	3420	3537	3732	3927	4296	4665
VCDB603421D L or R	30.1	3328	3487	3611	3811	3998	4378	4758

- Middle door hinged same side as drawer stack unless specified otherwise.
- Touch-up kit (TUK) and Owner's Guide included.
- Increased Depths available in 1/4″ increments from 21 1/4″ to 24″.
- Reduced Depths available in 1/4″ increments from 12″ to 20 3/4″.

(FP) **False Panel**

Door & Drawer Options

CC	CG	GAMD	HC	IFHG	MC	MD	MFO	PRMD	SGLPN	SHMD	SPLITDR	SPLITDRWS	TCG	TCP
	✓	✓		✓		✓		✓		✓				

End Panel Options

AUTH	CSFPE	EXBK	EXDN	FFD	FL/FR	FPE	INTGE	IPE
✓	✓	✓		✓	✓	✓	✓	✓

Custom Modification Options

ADD_SHLF	ADDTK	ADRW	BVR	CBO	CCO	CFNTO	CFP	CFRMO	CLIP	CMAT	CND	CSDGBK[1]	DRWTK	EX	EX_OL	FD	FLUT[2]	FTK	ID	IH	INVFRM	IW
				✓	✓	✓	✓	✓			✓	✓		✓	✓		✓	✓	✓			

MIP	OBRB	PFINBTMB	RD	REC	RECTK	RECTK_6	RECTKFRT6	RH	ROSFLUT	RT	SBCADDY	SBCADDYSM	SCPDRW	TBN	TD	TKP	TVR	UDBX	URT	VLSO[3]	VTK	VWB	WS	WTR
✓	✓		✓		✓	✓	✓		✓	✓			✓		✓	✓				✓	✓	✓	✓	✓

[1] Only available on 42″ and 48″ wide.
[2] Not available with 6″ fluting.
[3] VLSOB not available.

IH/RH availability charts starting on page G•40.
IW/RW availability charts starting on page G•46.

VANITY COMBINATION DRAWER BASE with FOUR DRAWERS, 32″ HIGH, 21″ DEEP

	Cubic Feet	1	2	3	4	5	6	7
4VCDB423221D L or R	19.8	3549	3737	3856	4074	4283	4689	5095
4VCDB483221D L or R	22.6	3624	3816	3935	4156	4370	4781	5192
4VCDB543221D L or R	25.3	3743	3927	4057	4285	4507	4926	5345
4VCDB603221D L or R	28.0	3819	4004	4141	4371	4591	5025	5459

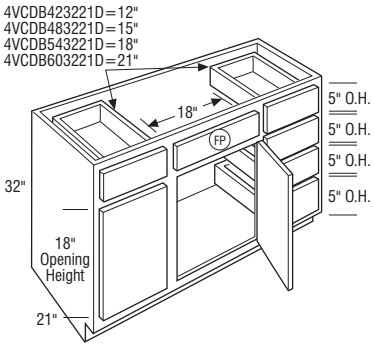

- Middle door hinged same side as drawer stack unless specified otherwise.
- Touch-up kit (TUK) and Owner's Guide included.
- Increased Depths available in 1/4″ increments from 21 1/4″ to 24″.
- Reduced Depths available in 1/4″ increments from 12″ to 20 3/4″.

(FP) **False Panel**

Door & Drawer Options

CC	CG	GAMD	HC	IFHG	MC	MD	MFO	PRMD	SGLPN	SHMD	SPLITDR	SPLITDRWS	TCG	TCP
	✓	✓		✓		✓		✓		✓				

End Panel Options

AUTH	CSFPE	EXBK	EXDN	FFD	FL/FR	FPE	INTGE	IPE
✓	✓	✓		✓	✓	✓	✓	✓

Custom Modification Options

ADD_SHLF	ADDTK	ADRW	BVR	CBO	CCO	CFNTO	CFP	CFRMO	CLIP	CMAT	CND	CSDGBK	DRWTK	EX	EX_OL	FD	FLUT[1]	FTK	ID	IH	INVFRM	IW
				✓	✓	✓	✓	✓	✓		✓	✓		✓	✓		✓	✓	✓			

MIP	OBRB	PFINBTMB	RD	REC	RECTK	RECTK_6	RECTKFRT6	RH	ROSFLUT	RT	SBCADDY	SBCADDYSM	SCPDRW	TBN	TD	TKP	TVR	UDBX	URT	VLSO	VTK	VWB	WS	WTR
✓	✓		✓			✓	✓		✓	✓	✓	✓	✓			✓					✓	✓		✓

[1] Not available with 6″ fluting.

VANITY COMBINATION DRAWER BASE with FOUR DRAWERS, 34 1/2″ HIGH, 21″ DEEP

4VCDB423421D L or R	21.3	3719	3908	4035	4253	4477	4902	5327
4VCDB483421D L or R	24.2	3793	3988	4118	4346	4570	4999	5428
4VCDB543421D L or R	27.2	3915	4104	4244	4479	4713	5156	5599
4VCDB603421D L or R	30.1	3994	4184	4332	4572	4798	5255	5712

- Middle door hinged same side as drawer stack unless specified otherwise.
- Touch-up kit (TUK) and Owner's Guide included.
- Increased Depths available in 1/4″ increments from 21 1/4″ to 24″.
- Reduced Depths available in 1/4″ increments from 12″ to 20 3/4″.

(FP) **False Panel**

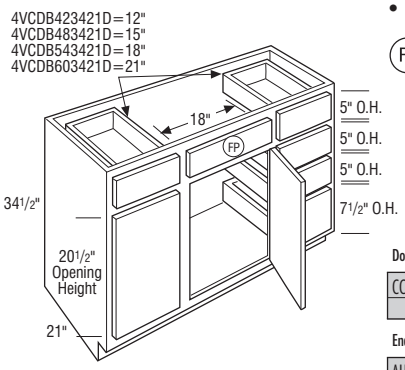

Door & Drawer Options

CC	CG	GAMD	HC	IFHG	MC	MD	MFO	PRMD	SGLPN	SHMD	SPLITDR	SPLITDRWS	TCG	TCP
	✓	✓		✓		✓		✓		✓				

End Panel Options

AUTH	CSFPE	EXBK	EXDN	FFD	FL/FR	FPE	INTGE	IPE
✓	✓	✓		✓	✓	✓	✓	✓

Custom Modification Options

ADD_SHLF	ADDTK	ADRW	BVR	CBO	CCO	CFNTO	CFP	CFRMO	CLIP	CMAT	CND	CSDGBK	DRWTK	EX	EX_OL	FD	FLUT[1]	FTK	ID	IH	INVFRM	IW
				✓	✓	✓	✓	✓	✓		✓	✓		✓	✓		✓	✓	✓	✓		

MIP	OBRB	PFINBTMB	RD	REC	RECTK	RECTK_6	RECTKFRT6	RH	ROSFLUT	RT	SBCADDY	SBCADDYSM	SCPDRW	TBN	TD	TKP	TVR	UDBX	URT	VLSO	VTK	VWB	WS	WTR
✓	✓		✓			✓	✓		✓	✓	✓	✓	✓			✓					✓	✓		✓

[1] Not available with 6″ fluting.

Vanity Console Drawer Base Cabinets

VANITY CONSTOLE DRAWER BASE with SIX DRAWERS, 32″ HIGH, 21″ DEEP

	Cubic Feet	1	2	3	4	5	6	7
6VCDB423221 L or R	19.8	3550	3738	3856	4074	4284	4690	5096
6VCDB483221 L or R	22.6	3624	3815	3935	4156	4370	4781	5192
6VCDB543221 L or R	25.3	3744	3927	4057	4285	4508	4926	5344
6VCDB603221 L or R	28.0	3819	4002	4141	4371	4591	5025	5459

- Specify L or R hinge for center door.

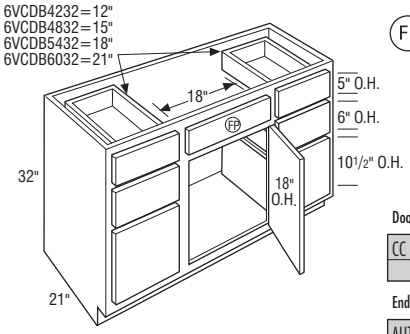

(FP) **False Panel**

Door & Drawer Options

CC	CG	GAMD	HC	IFHG	MC	MD	MFO	PRMD	SGLPN	SHMD	SPLITDR	SPLITDRWS	TCG	TCP
	✓	✓		✓		✓		✓		✓				

End Panel Options

AUTH	CSFPE	EXBK	EXDN	FFD	FL/FR	FPE	INTGE	IPE
✓	✓	✓		✓	✓	✓	✓	✓

Custom Modification Options

ADD_SHLF	ADDTK	ADRW	BVR	CBO	CCO	CFNTO	CFP	CFRMO	CLIP	CMAT	CND	CSDGBK[1]	DRWTK	EX	EX_OL	FD	FLUT[2]	FTK	ID	IH	INVFRM	IW
				✓	✓	✓	✓	✓			✓	✓		✓	✓		✓	✓	✓			

MIP	OBRB	PFINBTMB	RD	REC	RECTK	RECTK_6	RECTKFRT6	RH	ROSFLUT	RT	SBCADDY	SBCADDYSM	SCPDRW	TBN	TD	TKP	TVR	UDBX	URT	VLSO	VTK	VWB	WS[3]	WTR
✓	✓		✓		✓	✓	✓		✓	✓			✓		✓	✓					✓		✓	✓

[1] Not available on 54″ or 60″ wide.
[2] Not available with 6″ fluting.
[3] Only available on WSL3, WSR3, and WSB3.

VANITY CONSTOLE DRAWER BASE with SIX DRAWERS, 34 1/2″ HIGH, 21″ DEEP

6VCDB423421 L or R	21.3	3718	3908	4036	4253	4477	4902	5327
6VCDB483421 L or R	24.2	3793	3988	4118	4346	4570	4999	5428
6VCDB543421 L or R	27.2	3915	4104	4244	4479	4713	5156	5599
6VCDB603421 L or R	30.1	3994	4184	4333	4574	4797	5254	5711

- Specify L or R hinge for center door.

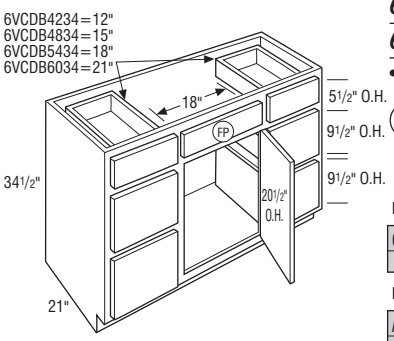

(FP) **False Panel**

Door & Drawer Options

CC	CG	GAMD	HC	IFHG	MC	MD	MFO	PRMD	SGLPN	SHMD	SPLITDR	SPLITDRWS	TCG	TCP
	✓	✓		✓		✓		✓		✓				

End Panel Options

AUTH	CSFPE	EXBK	EXDN	FFD	FL/FR	FPE	INTGE	IPE
✓	✓	✓		✓	✓	✓	✓	✓

Custom Modification Options

ADD_SHLF	ADDTK	ADRW	BVR	CBO	CCO	CFNTO	CFP	CFRMO	CLIP	CMAT	CND	CSDGBK[1]	DRWTK	EX	EX_OL	FD	FLUT[2]	FTK	ID	IH	INVFRM	IW
				✓	✓	✓	✓	✓			✓	✓		✓	✓		✓	✓	✓			

MIP	OBRB	PFINBTMB	RD	REC	RECTK	RECTK_6	RECTKFRT6	RH	ROSFLUT	RT	SBCADDY	SBCADDYSM	SCPDRW	TBN	TD	TKP	TVR	UDBX	URT	VLSO	VTK	VWB	WS[3]	WTR
✓	✓		✓		✓	✓	✓		✓	✓			✓		✓	✓					✓		✓	✓

[1] Only available on 42″ and 48″ wide.
[2] Not available with 6″ fluting.
[3] Only available on WSR3, WSL3, and WSB3.

IH/RH availability charts starting on page G•40.
IW/RW availability charts starting on page G•46.

VANITY CONSOLE DRAWER BASE with EIGHT DRAWERS, 32″ HIGH, 21″ DEEP

	Cubic Feet	1	2	3	4	5	6	7
4-6VCDB423221 L or R	19.8	4258	4484	4627	4889	5139	5626	6113
4-6VCDB483221 L or R	22.6	4349	4578	4721	4988	5244	5738	6232
4-6VCDB543221 L or R	25.3	4491	4713	4868	5142	5408	5912	6416
4-6VCDB603221 L or R	28.0	4583	4804	4969	5245	5508	6030	6552

- Specify L or R hinge for center door.
- Includes touch-up kit and owner's guide.

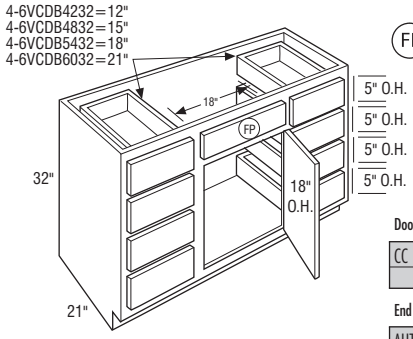

FP **False Panel**

Door & Drawer Options

CC	CG	GAMD	HC	IFHG	MC	MD	MFO	PRMD	SGLPN	SHMD	SPLITDR	SPLITDRWS	TCG	TCP
	✓	✓		✓		✓		✓		✓				

End Panel Options

AUTH	CSFPE	EXBK	EXDN	FFD	FL/FR	FPE	INTGE	IPE
✓	✓	✓		✓	✓	✓	✓	✓

Custom Modification Options

ADD_SHLF	ADDTK	ADRW	BVR	CBO	CCO	CFNTO	CFP	CFRMO	CLIP	CMAT	CND	CSDGBK[1]	DRWTK	EX	EX_OL	FD	FLUT[2]	FTK	ID	IH	INVFRM	IW
				✓	✓	✓	✓	✓			✓	✓		✓	✓		✓	✓	✓			

MIP	OBRB	PFINBTMB	RD	REC	RECTK	RECTK_6	RECTKFRT6	RH	ROSFLUT	RT	SBCADDY	SBCADDYSM	SCPDRW	TBN	TD	TKP	TVR	UDBX	URT	VLSO	VTK	VWB	WS[3]	WTR
✓	✓		✓		✓	✓	✓		✓	✓			✓		✓	✓					✓		✓	✓

[1] Not available on 54″ or 60″ wide.
[2] Not available with 6″ fluting.
[3] Only available on WSL3, WSR3, and WSB3.

VANITY CONSOLE DRAWER BASE with EIGHT DRAWERS, 34 1/2″ HIGH, 21″ DEEP

4-6VCDB423421 L or R	21.3	4462	4690	4843	5105	5371	5883	6395
4-6VCDB483421 L or R	24.2	4552	4786	4941	5215	5484	5999	6514
4-6VCDB543421 L or R	27.2	4698	4925	5093	5375	5655	6186	6717
4-6VCDB603421 L or R	30.1	4793	5021	5199	5487	5757	6306	6855

- Specify L or R hinge for center door.
- Includes touch-up kit and owner's guide.

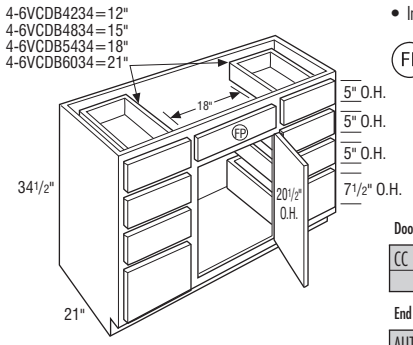

FP **False Panel**

Door & Drawer Options

CC	CG	GAMD	HC	IFHG	MC	MD	MFO	PRMD	SGLPN	SHMD	SPLITDR	SPLITDRWS	TCG	TCP
	✓	✓		✓		✓		✓		✓				

End Panel Options

AUTH	CSFPE	EXBK	EXDN	FFD	FL/FR	FPE	INTGE	IPE
✓	✓	✓		✓	✓	✓	✓	✓

Custom Modification Options

ADD_SHLF	ADDTK	ADRW	BVR	CBO	CCO	CFNTO	CFP	CFRMO	CLIP	CMAT	CND	CSDGBK[1]	DRWTK	EX	EX_OL	FD	FLUT[2]	FTK	ID	IH	INVFRM	IW
				✓	✓	✓	✓	✓			✓	✓		✓	✓		✓	✓	✓			

MIP	OBRB	PFINBTMB	RD	REC	RECTK	RECTK_6	RECTKFRT6	RH	ROSFLUT	RT	SBCADDY	SBCADDYSM	SCPDRW	TBN	TD	TKP	TVR	UDBX	URT	VLSO	VTK	VWB	WS[3]	WTR
✓	✓		✓		✓	✓	✓		✓	✓			✓		✓	✓					✓		✓	✓

[1] Only available on 42″ and 48″ wide.
[2] Not available with 6″ fluting.
[3] Only available on WSR3, WSL3, and WSB3.

Vanity Sink Drawer Base Cabinets

VANITY SINK DRAWER BASE with SIX DRAWERS, 32″ HIGH, 18″ or 21″ DEEP

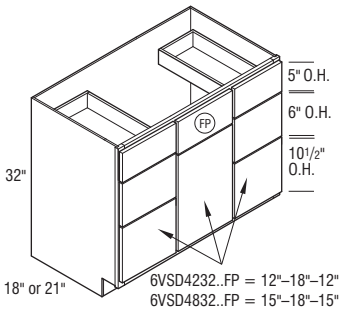

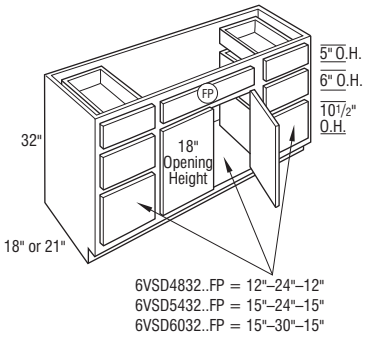

	Cubic Feet	1	2	3	4	5	6	7
6VSD423218FP L or R	16.6	3035	3176	3346	3532	3739	4072	4405
6VSD483218FP L or R	19.0	3170	3317	3494	3687	3904	4251	4598
6VSD423221FP L or R	19.8	3036	3177	3347	3532	3739	4073	4407
6VSD483221FP L or R	22.6	3171	3317	3494	3687	3905	4252	4599

- Middle door will be hinged left unless specified otherwise.

6VSD483218FP	19.0	3178	3325	3502	3696	3914	4262	4610
6VSD543218FP	21.3	3185	3333	3511	3704	3924	4272	4620
6VSD603218FP	23.6	3351	3518	3529	3620	4147	4468	4789
6VSD483221FP	22.6	3178	3325	3502	3696	3914	4262	4610
6VSD543221FP	25.3	3185	3333	3511	3705	3925	4273	4621
6VSD603221FP	28.0	3351	3519	3530	3621	4148	4469	4790

- Touch-up kit (TUK) and Owner's Guide included.
- Six total drawers.
- Increased Depths available in 1/4″ increments from 21 1/4″ to 24″.
- Reduced Depths available in 1/4″ increments from 12″ to 20 3/4″.

FP **False Panel**

Door & Drawer Options

CC	CG	GAMD	HC	IFHG	MC	MD	MFO	PRMD	SGLPN	SHMD	SPLITDR	SPLITDRWS	TCG	TCP
	✓	✓		✓		✓		✓		✓				

End Panel Options

AUTH	CSFPE	EXBK	EXDN	FFD	FL/FR	FPE	INTGE	IPE
✓	✓	✓		✓	✓	✓	✓	✓

Custom Modification Options

ADD_SHLF	ADDTK	ADRW	BVR	CBO	CCO	CFNTO	CFP	CFRMO	CLIP	CMAT[1]	CND	CSDGBK	DRWTK	EX	EX_OL	FD	FLUT[2]	FTK	ID	IH	INVFRM	IW
				✓	✓	✓	✓	✓	✓	✓	✓			✓	✓		✓	✓	✓			

MIP	OBRB	PFINBTMB	RD	REC	RECTK[3]	RECTK_6[4]	RECTKFRT6	RH	ROSFLUT	RT	SBCADDY	SBCADDYSM	SCPDRW	TBN	TD	TKP[3]	TVR	UDBX	URT	VLSO	VTK[3]	VWB[5]	WS[6]	WTR
✓	✓		✓		✓	✓	✓		✓	✓	✓	✓	✓		✓	✓					✓	✓	✓	✓

[1] Not available with 42″ or 48″ wide.
[2] Not available with 6″ fluting.
[3] Only available on 60″ wide.
[4] 18″ deep can not be recessed in both the front and back.
[5] Not available on depths less than 21″.
[6] Wide stile 1.5″ versions not available on 60″ wide.

IH/RH availability charts starting on page G•40.
IW/RW availability charts starting on page G•46.

VANITY SINK DRAWER BASE with SIX DRAWERS, 34 1/2″ HIGH, 18″ or 21″ DEEP

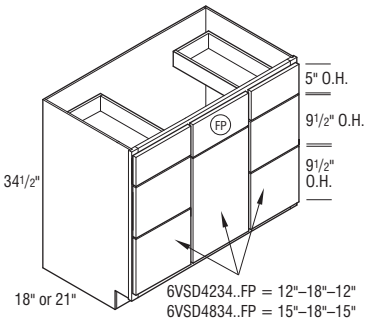

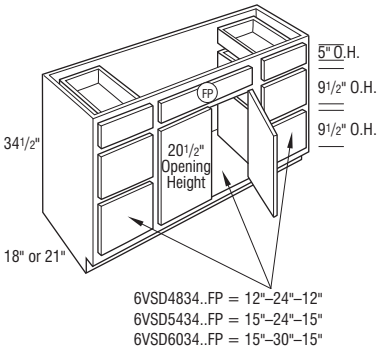

	Cubic Feet	1	2	3	4	5	6	7
6VSD423418FP L or R	17.9	3092	3237	3410	3598	3810	4149	4488
6VSD483418FP L or R	20.4	3238	3387	3569	3766	3987	4342	4697
6VSD423421FP L or R	21.3	3093	3237	3411	3599	3811	4149	4487
6VSD483421FP L or R	24.2	3239	3388	3570	3767	3988	4343	4698

- Middle door will be hinged left unless specified otherwise.

6VSD483418FP	20.4	3287	3437	3623	3823	4047	4407	4767
6VSD543418FP	22.9	3335	3488	3676	3878	4107	4472	4837
6VSD603418FP	25.4	3507	3680	3692	3783	4339	4671	5003
6VSD483421FP	24.2	3287	3437	3623	3823	4047	4407	4767
6VSD543421FP	27.2	3336	3488	3676	3879	4108	4473	4838
6VSD603421FP	30.1	3508	3680	3692	3784	4340	4672	5004

- Touch-up kit (TUK) and Owner's Guide included.
- Six total drawers.
- Increased Depths available in 1/4″ increments from 21 1/4″ to 24″.
- Reduced Depths available in 1/4″ increments from 12″ to 20 3/4″.

FP **False Panel**

Door & Drawer Options

CC	CG	GAMD	HC	IFHG	MC	MD	MFO	PRMD	SGLPN	SHMD	SPLITDR	SPLITDRWS	TCG	TCP
	✓	✓		✓		✓		✓		✓				

End Panel Options

AUTH	CSFPE	EXBK	EXDN	FFD	FL/FR	FPE	INTGE	IPE
✓	✓	✓		✓	✓	✓	✓	✓

Custom Modification Options

ADD_SHLF	ADDTK	ADRW	BVR	CBO	CCO	CFNTO	CFP	CFRMO	CLIP	CMAT[1]	CND	CSDGBK	DRWTK	EX	EX_OL	FD	FLUT[2]	FTK[3]	ID	IH	INVFRM	IW
				✓	✓	✓	✓	✓		✓	✓	✓		✓	✓		✓	✓	✓			

MIP	OBRB	PFINBTMB	RD	REC	RECTK	RECTK_6[4]	RECTKFRT6	RH	ROSFLUT	RT	SBCADDY	SBCADDYSM	SCPDRW	TBN	TD	TKP	TVR	UDBX	URT	VLSO[5]	VTK	VWB[6]	WS[7]	WTR
✓	✓		✓		✓	✓	✓		✓	✓	✓	✓	✓		✓	✓				✓	✓	✓	✓	✓

[1] Not available with 42″ or 48″ wide.
[2] Not available with 6″ fluting.
[3] FTKAV and style B-L not available on 60″ wide.
[4] 18″ deep can not be recessed in both the front and back.
[5] Not available on depths less than 21″. VLSOB not available on 1 door version. Not available on 48″ wide.
[6] Not available on depths less than 21″.
[7] Wide stile 1.5″ versions not available on 60″ wide.

Vanity Sink Drawer Base Cabinets

VANITY SINK DRAWER BASE with EIGHT DRAWERS and FALSE PANEL, 32″ HIGH, 18″ or 21″ DEEP

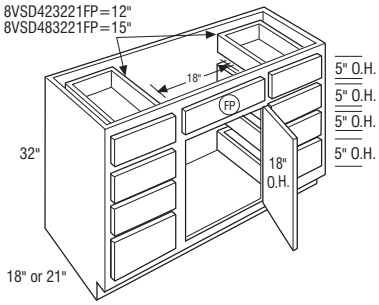

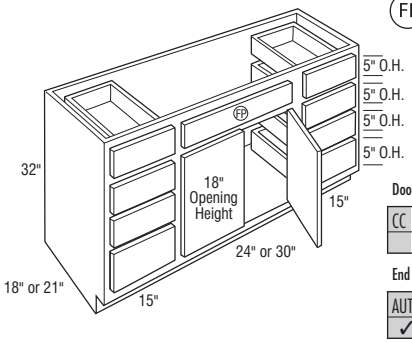

	Cubic Feet	1	2	3	4	5	6	7
8VSD423218FP L or R	16.6	3643	3812	4017	4237	4487	4886	5285
8VSD483218FP L or R	19.0	3804	3980	4192	4424	4684	5102	5520
8VSD423221FP L or R	19.8	3644	3812	4017	4238	4487	4886	5285
8VSD483221FP L or R	22.6	3805	3981	4193	4424	4685	5102	5519

- Middle door will be hinged left unless specified otherwise.

8VSD543218FP	21.3	3823	3998	4213	4444	4710	5126	5542
8VSD603218FP	23.6	4021	4221	4235	4344	4978	5362	5746
8VSD543221FP	25.3	3823	3999	4213	4445	4711	5128	5545
8VSD603221FP	28.0	4022	4222	4235	4344	4979	5363	5747

- Touch-up kit (TUK) and Owner's Guide included.
- Eight total drawers.
- Increased Depths available in 1/4″ increments from 21 1/4″ to 24″.
- Reduced Depths available in 1/4″ increments from 12″ to 20 3/4″.

(FP) **False Panel**

Door & Drawer Options

CC	CG	GAMD	HC	IFHG	MC	MD	MFO	PRMD	SGLPN	SHMD	SPLITDR	SPLITDRWS	TCG	TCP
	✓	✓		✓		✓		✓		✓				

End Panel Options

AUTH	CSFPE	EXBK	EXDN	FFD	FL/FR	FPE	INTGE	IPE
✓	✓	✓		✓	✓	✓	✓	✓

Custom Modification Options

ADD_SHLF	ADDTK	ADRW	BVR	CBO	CCO	CFNTO	CFP	CFRMO	CLIP	CMAT[1]	CND	CSDGBK	DRWTK	EX	EX_OL	FD	FLUT	FTK	ID	IH	INVFRM	IW
				✓	✓	✓	✓	✓		✓	✓	✓		✓	✓			✓	✓			

MIP	OBRB	PFINBTMB	RD	REC	RECTK	RECTK_6[2]	RECTKFRT6	RH	ROSFLUT	RT	SBCADDY	SBCADDYSM	SCPDRW	TBN	TD	TKP	TVR	UDBX	URT	VLSO	VTK	VWB[3]	WS	WTR
✓	✓		✓			✓	✓			✓	✓	✓	✓			✓					✓	✓		✓

[1] Not available on 42″-48″ wide.
[2] 18″ deep can not be recessed in both the front and back.
[3] Not available on depths less than 21″.

IH/RH availability charts starting on page G•40.
IW/RW availability charts starting on page G•46.

VANITY SINK DRAWER BASE with EIGHT DRAWERS and FALSE PANEL, 34 1/2″ HIGH, 18″ or 21″ DEEP

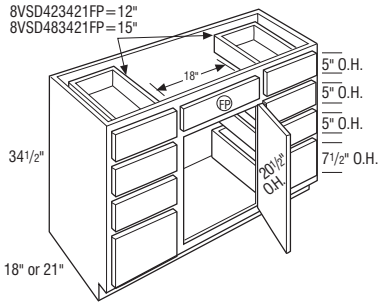

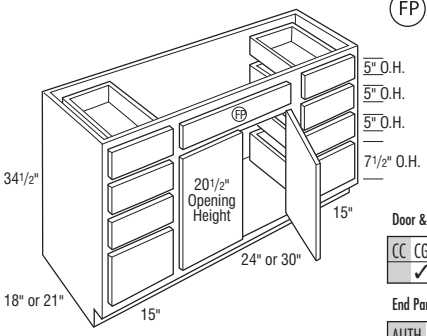

	Cubic Feet	1	2	3	4	5	6	7
8VSD423418FP L or R	17.9	3712	3884	4092	4318	4572	4979	5386
8VSD483418FP L or R	20.4	3886	4065	4282	4519	4785	5212	5639
8VSD423421FP L or R	21.3	3713	3885	4092	4319	4572	4980	5388
8VSD483421FP L or R	24.2	3886	4066	4283	4520	4786	5213	5640

- Middle door will be hinged left unless specified otherwise.

8VSD543418FP	22.9	4003	4185	4412	4654	4928	5367	5806
8VSD603418FP	25.4	4208	4415	4430	4540	5207	5605	6003
8VSD543421FP	27.2	4004	4186	4412	4655	4929	5368	5807
8VSD603421FP	30.1	4209	4416	4430	4541	5208	5607	6006

- Touch-up kit (TUK) and Owner's Guide included.
- Eight total drawers.
- Increased Depths available in 1/4″ increments from 21 1/4″ to 24″.
- Reduced Depths available in 1/4″ increments from 12″ to 20 3/4″.

(FP) **False Panel**

Door & Drawer Options

CC	CG	GAMD	HC	IFHG	MC	MD	MFO	PRMD	SGLPN	SHMD	SPLITDR	SPLITDRWS	TCG	TCP
	✓	✓		✓		✓		✓		✓				

End Panel Options

AUTH	CSFPE	EXBK	EXDN	FFD	FL/FR	FPE	INTGE	IPE
✓	✓	✓		✓	✓	✓	✓	✓

Custom Modification Options

ADD_SHLF	ADDTK	ADRW	BVR	CBO	CCO	CFNTO	CFP	CFRMO	CLIP	CMAT[1]	CND	CSDGBK	DRWTK	EX	EX_OL	FD	FLUT	FTK	ID	IH	INVFRM	IW
				✓	✓	✓	✓	✓		✓	✓	✓		✓	✓			✓	✓			

MIP	OBRB	PFINBTMB	RD	REC	RECTK	RECTK_6[2]	RECTKFRT6	RH	ROSFLUT	RT	SBCADDY	SBCADDYSM	SCPDRW	TBN	TD	TKP	TVR	UDBX	URT	VLSO	VTK	VWB[3]	WS	WTR
✓	✓		✓			✓	✓			✓	✓	✓	✓			✓					✓	✓		✓

[1] Not available on 42″-48″ wide.
[2] 18″ deep can not be recessed in both the front and back.
[3] Not available on depths less than 21″.

Vanity Console Drawer Base Cabinets

VANITY CONSTOLE DRAWER BASE with SIX DRAWERS and WOOD TIERED VANITY DRAWER, 32″ HIGH, 21″ DEEP

storage SOLUTIONS

	Cubic Feet	1	2	3	4	5	6	7
6VSDB423221WTV L or R	18.6	4136	4305	4510	4729	4980	5379	5778
6VSDB483221WTV L or R	21.2	4297	4473	4685	4917	5177	5595	6013

- Middle door will be hinged left unless specified otherwise.

6VSDB543221WTV	23.8	4315	4491	4706	4937	5202	5619	6036
6VSDB603221WTV	26.3	4513	4714	4727	4837	5470	5855	6240

- Touch-up kit (TUK) and Owner's Guide included.
- Six total drawers.
- Includes Wood Tiered Vanity Drawer.
- Wood Tiered Vanity Drawer will be installed in the left side of the cabinet.
- Wood Tiered Vanity Drawer is also available as an accessory for field installation. See page S•5.
- Exterior Wood Tiered Vanity drawer box height is 7 1/2″, interior height of top tier is 2 1/4″, and interior height of bottom tier is 4 1/4″.

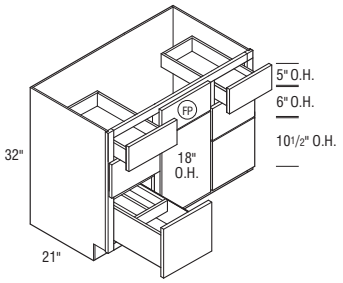

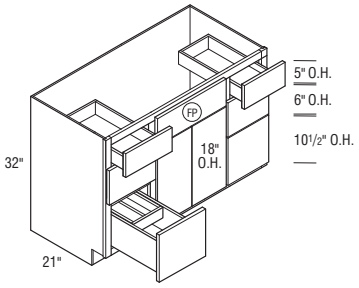

(FP) **False Panel**

Door & Drawer Options

CC	CG	GAMD	HC	IFHG	MC	MD	MFO	PRMD	SGLPN	SHMD	SPLITDR	SPLITDRWS	TCG	TCP
	✓	✓		✓		✓		✓		✓				

End Panel Options

AUTH	CSFPE	EXBK	EXDN	FFD	FL/FR	FPE	INTGE	IPE
✓	✓	✓		✓	✓	✓	✓	✓

Custom Modification Options

ADD_SHLF	ADDTK	ADRW	BVR	CBO	CCO	CFNTO	CFP	CFRMO	CLIP	CMAT[1]	CND	CSDGBK	DRWTK	EX	EX_OL	FD	FLUT[2]	FTK[3]	ID	IH	INVFRM	IW
				✓	✓	✓	✓	✓		✓	✓	✓		✓	✓		✓	✓				

MIP	OBRB	PFINBTMB	RD	REC	RECTK	RECTK_6	RECTKFRT6	RH	ROSFLUT[2]	RT	SBCADDY	SBCADDYSM	SCPDRW	TBN	TD	TKP	TVR	UDBX	URT	VLSO	VTK	VWB	WS[4]	WTR
✓					✓	✓	✓		✓	✓	✓	✓	✓		✓	✓					✓	✓	✓	

[1] Only available on 54″ and 60″ wide.
[2] Not available with 6″ fluting.
[3] FTKAV and style B-L not available on 60″ wide.
[4] Wide stile 1.5 not available on 60″ wide.

VANITY CONSOLE DRAWER BASE with SIX DRAWERS and WOOD TIERED VANITY DRAWER, 34 1/2″ HIGH, 21″ DEEP

storage SOLUTIONS

6VSDB423421WTV L or R	18.6	4205	4376	4584	4811	5064	5471	5878
6VSDB483421WTV L or R	21.2	4378	4558	4775	5012	5278	5705	6132

- Middle door will be hinged left unless specified otherwise.

6VSDB543421WTV	23.8	4496	4678	4905	5147	5421	5860	6299
6VSDB603421WTV	26.3	4701	4908	4922	5033	5700	6098	6496

- Touch-up kit (TUK) and Owner's Guide included.
- Six total drawers.
- Includes Wood Tiered Vanity Drawer.
- Wood Tiered Vanity Drawer will be installed in the left side of the cabinet.
- Wood Tiered Vanity Drawer is also available as an accessory for field installation. See page S•5.
- Exterior Wood Tiered Vanity drawer box height is 7 1/2″, interior height of top tier is 2 1/4″, and interior height of bottom tier is 4 1/4″.

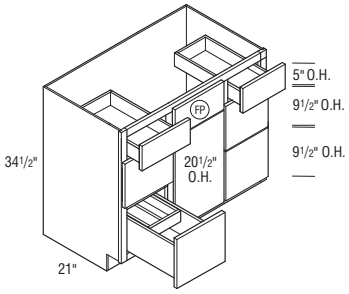

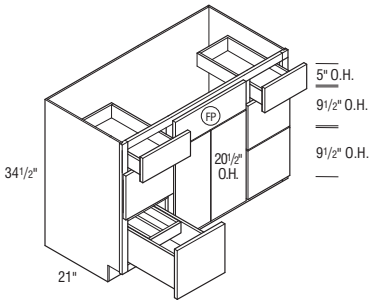

(FP) **False Panel**

Door & Drawer Options

CC	CG	GAMD	HC	IFHG	MC	MD	MFO	PRMD	SGLPN	SHMD	SPLITDR	SPLITDRWS	TCG	TCP
	✓	✓		✓		✓		✓		✓				

End Panel Options

AUTH	CSFPE	EXBK	EXDN	FFD	FL/FR	FPE	INTGE	IPE
✓	✓	✓		✓	✓	✓	✓	✓

Custom Modification Options

ADD_SHLF	ADDTK	ADRW	BVR	CBO	CCO	CFNTO	CFP	CFRMO	CLIP	CMAT[1]	CND	CSDGBK	DRWTK	EX	EX_OL	FD	FLUT	FTK	ID	IH	INVFRM	IW
				✓	✓	✓	✓	✓		✓	✓	✓		✓	✓		✓	✓				

MIP	OBRB	PFINBTMB	RD	REC	RECTK	RECTK_6	RECTKFRT6	RH	ROSFLUT[2]	RT	SBCADDY	SBCADDYSM	SCPDRW	TBN	TD	TKP	TVR	UDBX	URT	VLSO	VTK	VWB	WS[3]	WTR
✓	✓				✓	✓	✓		✓	✓	✓	✓	✓		✓	✓				✓	✓	✓	✓	

[1] Only available on 54″ and 60″ wide.
[2] Not available with 6″ fluting.
[3] Wide stile 1.5 not available on 60″ wide.

IH/RH availability charts starting on page G•40.
IW/RW availability charts starting on page G•46.

DOUBLE VANITY SINK BASE, 32″ HIGH, 21″ DEEP

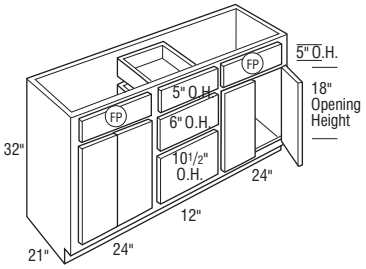

	Cubic Feet	1	2	3	4	5	6	7
VSBD603221	28.0	2948	3089	3194	3368	3555	3887	4219

- Touch-up kit (TUK) and Owner's Guide included.
- Increased Depths available in 1/4″ increments from 21 1/4″ to 24″.
- Reduced Depths available in 1/4″ increments from 12″ to 20 3/4″.

(FP) **False Panel**

Door & Drawer Options

CC	CG	GAMD	HC	IFHG	MC	MD	MFO	PRMD	SGLPN	SHMD	SPLITDR	SPLITDRWS	TCG	TCP
	✓	✓		✓		✓		✓		✓				

End Panel Options

AUTH	CSFPE	EXBK	EXDN	FFD	FL/FR	FPE	INTGE	IPE
✓	✓	✓		✓	✓	✓	✓	✓

Custom Modification Options

ADD_SHLF	ADDTK	ADRW	BVR	CBO	CCO	CFNTO	CFP	CFRMO	CLIP	CMAT	CND	CSDGBK	DRWTK	EX	EX_OL	FD	FLUT[1]	FTK	ID	IH	INVFRM	IW
				✓	✓	✓	✓	✓		✓	✓			✓	✓		✓	✓	✓			

MIP	OBRB	PFINBTMB	RD	REC	RECTK	RECTK_6	RECTKFRT6	RH	ROSFLUT	RT	SBCADDY	SBCADDYSM	SCPDRW	TBN	TD	TKP	TVR	UDBX	URT	VLSO	VTK	VWB	WS	WTR
✓	✓		✓		✓	✓	✓		✓	✓	✓	✓	✓		✓	✓					✓		✓	✓

[1] Not available with 6″ fluting.

DOUBLE VANITY SINK BASE, 34 1/2″ HIGH, 21″ DEEP

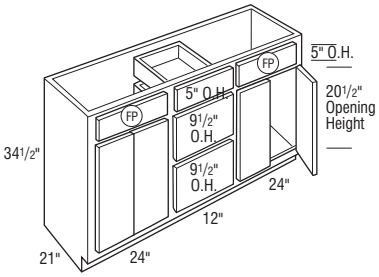

	Cubic Feet	1	2	3	4	5	6	7
VSBD603421	30.1	3082	3230	3340	3521	3720	4062	4404

- Touch-up kit (TUK) and Owner's Guide included.
- Increased Depths available in 1/4″ increments from 21 1/4″ to 24″.
- Reduced Depths available in 1/4″ increments from 12″ to 20 3/4″.

(FP) **False Panel**

Door & Drawer Options

CC	CG	GAMD	HC	IFHG	MC	MD	MFO	PRMD	SGLPN	SHMD	SPLITDR	SPLITDRWS	TCG	TCP
	✓	✓		✓		✓		✓		✓				

End Panel Options

AUTH	CSFPE	EXBK	EXDN	FFD	FL/FR	FPE	INTGE	IPE
✓	✓	✓		✓	✓	✓	✓	✓

Custom Modification Options

ADD_SHLF	ADDTK	ADRW	BVR	CBO	CCO	CFNTO	CFP	CFRMO	CLIP	CMAT	CND	CSDGBK	DRWTK	EX	EX_OL	FD	FLUT[1]	FTK	ID	IH	INVFRM	IW
				✓	✓	✓	✓	✓		✓	✓			✓	✓		✓	✓	✓			

MIP	OBRB	PFINBTMB	RD	REC	RECTK	RECTK_6	RECTKFRT6	RH	ROSFLUT	RT	SBCADDY	SBCADDYSM	SCPDRW	TBN	TD	TKP	TVR	UDBX	URT	VLSO	VTK	VWB	WS	WTR
✓	✓		✓		✓	✓	✓		✓	✓	✓	✓	✓		✓	✓					✓		✓	✓

[1] Not available with 6″ fluting.

DOUBLE VANITY SINK BASE with FOUR DRAWERS, 32″ HIGH, 21″ DEEP

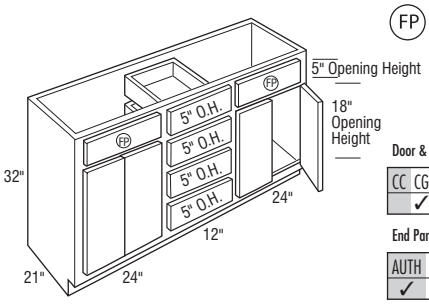

	Cubic Feet	1	2	3	4	5	6	7
4VSD603221	28.0	3537	3708	3833	4041	4266	4666	5066

- Touch-up kit (TUK) and Owner's Guide included.
- Increased Depths available in 1/4″ increments from 21 1/4″ to 24″.
- Reduced Depths available in 1/4″ increments from 12″ to 20 3/4″.

(FP) **False Panel**

Door & Drawer Options

CC	CG	GAMD	HC	IFHG	MC	MD	MFO	PRMD	SGLPN	SHMD	SPLITDR	SPLITDRWS	TCG	TCP
	✓	✓		✓		✓		✓		✓				

End Panel Options

AUTH	CSFPE	EXBK	EXDN	FFD	FL/FR	FPE	INTGE	IPE
✓	✓	✓		✓	✓	✓	✓	✓

Custom Modification Options

ADD_SHLF	ADDTK	ADRW	BVR	CBO	CCO	CFNTO	CFP	CFRMO	CLIP	CMAT	CND	CSDGBK	DRWTK	EX	EX_OL	FD	FLUT	FTK	ID	IH	INVFRM	IW
				✓	✓	✓		✓		✓	✓	✓		✓	✓			✓	✓			

MIP	OBRB	PFINBTMB	RD	REC	RECTK	RECTK_6	RECTKFRT6	RH	ROSFLUT	RT	SBCADDY	SBCADDYSM	SCPDRW	TBN	TD	TKP	TVR	UDBX	URT	VLSO	VTK	VWB	WS	WTR
✓	✓		✓			✓	✓			✓	✓	✓				✓					✓			✓

Double Vanity Sink Base & Vanity Hamper Base Cabinets

DOUBLE VANITY SINK BASE with FOUR DRAWERS, 34 1/2″ HIGH, 21″ DEEP

	Cubic Feet	1		2		3		4		5		6		7	
4VSD603421	30.1	3698		3876		4010		4226		4464		4874		5284	

- Touch-up kit (TUK) and Owner's Guide included.
- Increased Depths available in 1/4″ increments from 21 1/4″ to 24″.
- Reduced Depths available in 1/4″ increments from 12″ to 20 3/4″.

FP **False Panel**

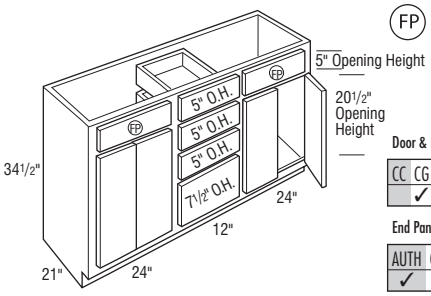

Door & Drawer Options

CC	CG	GAMD	HC	IFHG	MC	MD	MFO	PRMD	SGLPN	SHMD	SPLITDR	SPLITDRWS	TCG	TCP
	✓	✓		✓		✓		✓		✓				

End Panel Options

AUTH	CSFPE	EXBK	EXDN	FFD	FL/FR	FPE	INTGE	IPE
✓	✓	✓		✓	✓	✓	✓	✓

Custom Modification Options

ADD_SHLF	ADDTK	ADRW	BVR	CBO	CCO	CFNTO	CFP	CFRMO	CLIP	CMAT	CND	CSDGBK	DRWTK	EX	EX_OL	FD	FLUT	FTK	ID	IH	INVFRM	IW
				✓	✓	✓		✓		✓	✓	✓		✓	✓			✓	✓			

MIP	OBRB	PFINBTMB	RD	REC	RECTK	RECTK_6	RECTKFRT6	RH	ROSFLUT	RT	SBCADDY	SBCADDYSM	SCPDRW	TBN	TD	TKP	TVR	UDBX	URT	VLSO	VTK	VWB	WS	WTR
✓	✓		✓			✓	✓			✓	✓	✓				✓					✓			✓

VANITY HAMPER BASE CABINET, 32″ or 34 1/2″ HIGH, 21" DEEP

VH183221FH L or R	8.9	1968		2021		2060		2132		2206		2339		2472	
VH183421FH L or R	9.5	2019		2078		2119		2192		2271		2409		2547	

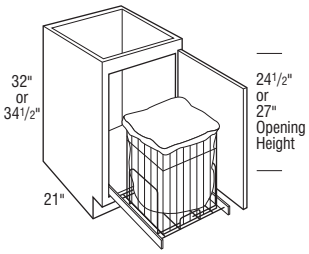

- Hamper utilizes floor mounted glides.
- Hamper size is 14 9/16″ W x 18 15/16″ H x 17 23/32″ D.
- Chrome basket with creme linen liner.
- Increased Depths available in 1/4″ increments from 21 1/4″ to 30″.
- Only available in Inset and Beaded Inset when used in conjunction with a finial hinge.

Door & Drawer Options

CC	CG	GAMD	HC	IFHG	MC	MD	MFO	PRMD	SGLPN	SHMD	SPLITDR	SPLITDRWS	TCG	TCP
	✓	✓		✓		✓		✓		✓				

End Panel Options

AUTH	CSFPE	EXBK	EXDN	FFD	FL/FR	FPE	INTGE	IPE
✓	✓	✓		✓	✓	✓	✓	✓

Custom Modification Options

ADD_SHLF	ADDTK	ADRW	BVR	CBO	CCO	CFNTO	CFP	CFRMO	CLIP	CMAT	CND	CSDGBK	DRWTK	EX	EX_OL	FD	FLUT[1]	FTK	ID	IH	INVFRM	IW
				✓	✓	✓		✓			✓	✓		✓	✓		✓	✓	✓			

MIP	OBRB	PFINBTMB	RD	REC	RECTK	RECTK_6[2]	RECTKFRT6	RH	ROSFLUT	RT	SBCADDY	SBCADDYSM	SCPDRW	TBN	TD	TKP	TVR	UDBX	URT	VLSO	VTK	VWB	WS	WTR
✓	✓					✓	✓		✓												✓		✓	✓

[1] Not available with 6″ fluting.
[2] Can only be recessed in the front, back, and/or one side only.

IH/RH availability charts starting on page G•40.
IW/RW availability charts starting on page G•46.

VANITY SINK and HAMPER DRAWER BASE, 32″ HIGH, 21″ DEEP

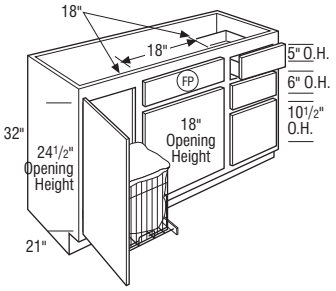

	Cubic Feet	1	2	3	4	5	6	7
VSHDB543221D L or R	25.3	3941	4097	4205	4394	4578	4930	5282

- Middle door hinged same side as drawer stack unless specified otherwise.
- Hamper utilizes floor mounted glides.
- Hamper size is 14 9/16″ W x 18 15/16″ H x 17 23/32″ D.
- Chrome basket with creme linen liner.
- Touch-up kit (TUK) and Owner's Guide included.
- Increased Depths available in 1/4″ increments from 21 1/4″ to 24″.
- Only available in Inset and Beaded Inset when used in conjunction with a finial hinge.

(FP) **False Panel**

Door & Drawer Options

CC	CG	GAMD	HC	IFHG	MC	MD	MFO	PRMD	SGLPN	SHMD	SPLITDR	SPLITDRWS	TCG	TCP
	✓	✓		✓		✓		✓		✓				

End Panel Options

AUTH	CSFPE	EXBK	EXDN	FFD	FL/FR	FPE	INTGE	IPE
✓	✓	✓		✓	✓	✓	✓	✓

Custom Modification Options

ADD_SHLF	ADDTK	ADRW	BVR	CBO	CCO	CFNTO	CFP	CFRMO	CLIP	CMAT	CND	CSDGBK	DRWTK	EX	EX_OL	FD	FLUT[1]	FTK	ID	IH	INVFRM	IW
				✓	✓	✓	✓	✓	✓		✓			✓	✓		✓	✓	✓			

MIP	OBRB	PFINBTMB	RD	REC	RECTK	RECTK_6	RECTKFRT6	RH	ROSFLUT	RT	SBCADDY	SBCADDYSM	SCPDRW	TBN	TD	TKP	TVR	UDBX	URT	VLSO	VTK	VWB	WS[2]	WTR
✓	✓				✓	✓	✓		✓		✓	✓	✓			✓					✓		✓	✓

[1] Not available with 6″ fluting.
[2] Not available with wide stile both.

VANITY SINK and HAMPER DRAWER BASE, 34 1/2″ HIGH, 21″ DEEP

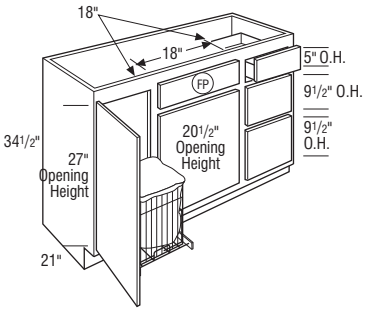

	Cubic Feet	1	2	3	4	5	6	7
VSHDB543421D L or R	27.2	4086	4245	4364	4560	4753	5120	5487

- Middle door hinged same side as drawer stack unless specified otherwise.
- Hamper utilizes floor mounted glides.
- Hamper size is 14 9/16″ W x 18 15/16″ H x 17 23/32″ D.
- Chrome basket with creme linen liner.
- Touch-up kit (TUK) and Owner's Guide included.
- Increased Depths available in 1/4″ increments from 21 1/4″ to 24″.
- Only available in Inset and Beaded Inset when used in conjunction with a finial hinge.

(FP) **False Panel**

Door & Drawer Options

CC	CG	GAMD	HC	IFHG	MC	MD	MFO	PRMD	SGLPN	SHMD	SPLITDR	SPLITDRWS	TCG	TCP
	✓	✓		✓		✓		✓		✓				

End Panel Options

AUTH	CSFPE	EXBK	EXDN	FFD	FL/FR	FPE	INTGE	IPE
✓	✓	✓		✓	✓	✓	✓	✓

Custom Modification Options

ADD_SHLF	ADDTK	ADRW	BVR	CBO	CCO	CFNTO	CFP	CFRMO	CLIP	CMAT	CND	CSDGBK	DRWTK	EX	EX_OL	FD	FLUT[1]	FTK	ID	IH	INVFRM	IW
				✓	✓	✓	✓	✓	✓		✓			✓	✓		✓	✓	✓			

MIP	OBRB	PFINBTMB	RD	REC	RECTK	RECTK_6	RECTKFRT6	RH	ROSFLUT	RT	SBCADDY	SBCADDYSM	SCPDRW	TBN	TD	TKP	TVR	UDBX	URT	VLSO	VTK	VWB	WS[2]	WTR
✓	✓				✓	✓	✓		✓		✓	✓	✓			✓					✓		✓	✓

[1] Not available with 6″ fluting.
[2] Not available with wide stile both.

Vanity Sink and Hamper Drawer Base Cabinets

VANITY SINK and HAMPER DRAWER BASE with FOUR DRAWERS, 32″ HIGH, 21″ DEEP

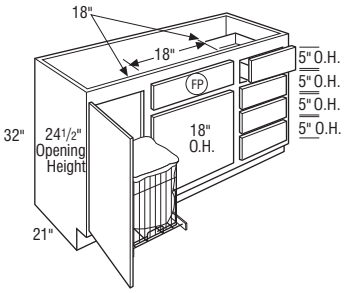

	Cubic Feet	1	2	3	4	5	6	7
4VSHDB543221D L or R	25.3	4729	4917	5046	5273	5495	5916	6337

- Middle door hinged same side as drawer stack unless specified otherwise.
- Hamper utilizes floor mounted glides.
- Hamper size is 14 9/16″ W x 18 15/16″ H x 17 23/32″ D.
- Chrome basket with creme linen liner.
- Touch-up kit (TUK) and Owner's Guide included.
- Increased Depths available in 1/4″ increments from 21 1/4″ to 24″.
- Only available in Inset and Beaded Inset when used in conjunction with a finial hinge.

FP **False Panel**

Door & Drawer Options

CC	CG	GAMD	HC	IFHG	MC	MD	MFO	PRMD	SGLPN	SHMD	SPLITDR	SPLITDRWS	TCG	TCP
	✓	✓		✓		✓		✓		✓				

End Panel Options

AUTH	CSFPE	EXBK	EXDN	FFD	FL/FR	FPE	INTGE	IPE
✓	✓	✓		✓	✓	✓	✓	✓

Custom Modification Options

ADD_SHLF	ADDTK	ADRW	BVR	CBO	CCO	CFNTO	CFP	CFRMO	CLIP	CMAT	CND	CSDGBK	DRWTK	EX	EX_OL	FD	FLUT[1]	FTK	ID	IH	INVFRM	IW
				✓	✓	✓	✓	✓	✓		✓	✓		✓	✓		✓	✓	✓			

MIP	OBRB	PFINBTMB	RD	REC	RECTK	RECTK_6	RECTKFRT6	RH	ROSFLUT	RT	SBCADDY	SBCADDYSM	SCPDRW	TBN	TD	TKP	TVR	UDBX	URT	VLSO	VTK	VWB	WS[2]	WTR
✓	✓		✓			✓	✓		✓	✓	✓	✓				✓					✓		✓	✓

[1] Not available with 6″ fluting.
[2] Not available with wide stile both.

VANITY SINK and HAMPER DRAWER BASE with FOUR DRAWERS, 34 1/2″ HIGH, 21″ DEEP

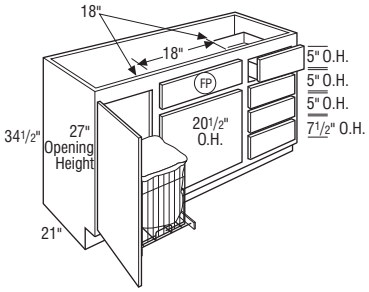

4VSHDB543421D L or R	27.2	4905	5094	5236	5472	5704	6145	6586

- Middle door hinged same side as drawer stack unless specified otherwise.
- Hamper utilizes floor mounted glides.
- Hamper size is 14 9/16″ W x 18 15/16″ H x 17 23/32″ D.
- Chrome basket with creme linen liner.
- Touch-up kit (TUK) and Owner's Guide included.
- Increased Depths available in 1/4″ increments from 21 1/4″ to 24″.
- Only available in Inset and Beaded Inset when used in conjunction with a finial hinge.

FP **False Panel**

Door & Drawer Options

CC	CG	GAMD	HC	IFHG	MC	MD	MFO	PRMD	SGLPN	SHMD	SPLITDR	SPLITDRWS	TCG	TCP
	✓	✓		✓		✓		✓		✓				

End Panel Options

AUTH	CSFPE	EXBK	EXDN	FFD	FL/FR	FPE	INTGE	IPE
✓	✓	✓		✓	✓	✓	✓	✓

Custom Modification Options

ADD_SHLF	ADDTK	ADRW	BVR	CBO	CCO	CFNTO	CFP	CFRMO	CLIP	CMAT	CND	CSDGBK	DRWTK	EX	EX_OL	FD	FLUT[1]	FTK	ID	IH	INVFRM	IW
				✓	✓	✓	✓	✓	✓		✓	✓		✓	✓		✓	✓	✓			

MIP	OBRB	PFINBTMB	RD	REC	RECTK	RECTK_6	RECTKFRT6	RH	ROSFLUT	RT	SBCADDY	SBCADDYSM	SCPDRW	TBN	TD	TKP	TVR	UDBX	URT	VLSO	VTK	VWB	WS[2]	WTR
✓	✓		✓			✓	✓		✓	✓	✓	✓				✓					✓		✓	✓

[1] Not available with 6″ fluting.
[2] Not available with wide stile both.

IH/RH availability charts starting on page G•40.
IW/RW availability charts starting on page G•46.

VANITY SINK FRONT, 32″ or 34 1/2″ HIGH, 4 5/8″ DEEP

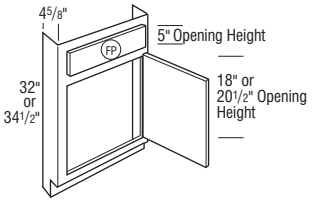

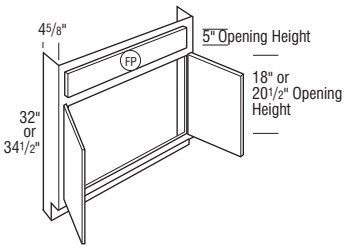

	Cubic Feet	1	2	3	4	5	6	7
VSF2432 L or R	3.5	901	940	978	1031	1083	1185	1287
VSF2434 L or R	3.8	942	983	1022	1080	1129	1238	1347
VSF3032	4.4	1305	1369	1420	1497	1562	1706	1850
VSF3632	5.2	1369	1436	1483	1560	1649	1802	1955
VSF3034	4.7	1368	1431	1484	1562	1636	1782	1928
VSF3634	5.6	1431	1502	1553	1632	1724	1888	2052

Notes below apply to all products in section above:

- Bottom included.

FP **False Panel**

Door & Drawer Options

CC	CG	GAMD	HC	IFHG	MC	MD	MFO	PRMD	SGLPN	SHMD	SPLITDR[1]	SPLITDRWS	TCG	TCP
	✓	✓		✓		✓		✓		✓	✓			

End Panel Options

AUTH	CSFPE	EXBK	EXDN	FFD	FL/FR	FPE	INTGE	IPE

Custom Modification Options

ADD_SHLF	ADDTK	ADRW	BVR	CBO[1]	CCO[1]	CFNTO	CFP	CFRMO	CLIP	CMAT	CND	CSDGBK	DRWTK	EX	EX_OL	FD	FLUT[2]	FTK	ID	IH	INVFRM[1]	IW
				✓	✓						✓			✓	✓		✓	✓			✓	

MIP	OBRB	PFINBTMB	RD	REC	RECTK	RECTK_6	RECTKFRT6	RH	ROSFLUT	RT	SBCADDY	SBCADDYSM	SCPDRW	TBN	TD	TKP	TVR	UDBX	URT	VLSO	VTK	VWB	WS	WTR
✓	✓								✓								✓						✓	✓

[1] Not available on 24″ wide.
[2] Not available with 6″ fluting.

Vanity Drawer Base Cabinets

VANITY THREE DRAWER BASE, 32″ HIGH, 18″ or 21″ DEEP

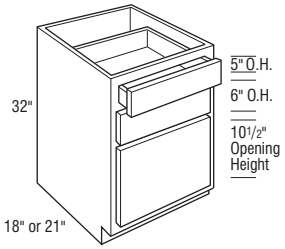

	Cubic Feet	1	2	3	4	5	6	7
VDB123218	5.1	1229	1287	1328	1387	1576	1729	1882
VDB153218	6.2	1347	1400	1452	1514	1729	1885	2041
VDB183218	7.4	1423	1503	1568	1628	1828	2029	2230
VDB213218	8.5	1544	1616	1665	1733	1984	2160	2336
VDB243218	9.7	1607	1679	1744	1827	2056	2263	2470
VDB273218	10.9	2111	2206	2291	2401	2701	2976	3251
VDB303218	12.0	2235	2333	2421	2537	2855	3141	3427
VDB333218	13.2	2291	2386	2482	2602	2928	3223	3518
VDB363218	14.3	2344	2443	2544	2661	2999	3302	3605
VDB123221	6.2	1229	1288	1329	1387	1576	1729	1882
VDB153221	7.5	1347	1400	1451	1514	1729	1885	2041
VDB183221	8.9	1423	1504	1568	1628	1828	2030	2232
VDB213221	10.3	1545	1616	1666	1734	1984	2161	2338
VDB243221	11.6	1608	1679	1745	1827	2056	2263	2470
VDB273221	13.0	2111	2207	2292	2401	2701	2977	3253
VDB303221	14.4	2236	2333	2421	2537	2855	3142	3429
VDB333221	15.7	2292	2386	2483	2602	2928	3224	3520
VDB363221	17.1	2345	2443	2544	2661	3000	3303	3606

- Increased Depths available in 1/4″ increments from 21 1/4″ to 24″.
- Reduced Depths available in 1/4″ increments from 12″ to 20 3/4″.

Door & Drawer Options

CC	CG	GAMD	HC	IFHG	MC	MD	MFO	PRMD	SGLPN	SHMD	SPLITDR	SPLITDRWS	TCG	TCP

End Panel Options

AUTH	CSFPE	EXBK	EXDN	FFD	FL/FR	FPE	INTGE	IPE
✓	✓	✓		✓	✓	✓	✓	✓

Custom Modification Options

ADD_SHLF	ADDTK	ADRW	BVR	CBO	CCO	CFNTO	CFP	CFRMO	CLIP[1]	CMAT	CND	CSDGBK	DRWTK[2]	EX	EX_OL	FD	FLUT[3]	FTK[4]	ID	IH	INVFRM	IW[5]
				✓	✓	✓	✓	✓	✓				✓	✓	✓		✓	✓	✓			✓

MIP	OBRB	PFINBTMB	RD	REC	RECTK	RECTK_6[6]	RECTKFRT6	RH	ROSFLUT	RT	SBCADDY	SBCADDYSM	SCPDRW	TBN	TD	TKP	TVR	UDBX[2]	URT	VLSO	VTK	VWB	WS	WTR
✓	✓		✓		✓	✓	✓		✓				✓			✓		✓			✓		✓	✓

[1] Not available on 12″ wide.
[2] Not available on 12″-21″ wide.
[3] 6″ fluting not available on 12″ or 15″ wide. Fluting both 6″ only available on 24″-36″ wide.
[4] FTKAV and style B-L not available on 12″ wide.
[5] Not available on 36″ wide.
[6] 12″ wide can only be recessed in front and/or back. 15″ and 18″ wide can only be recessed in the front, back, and/or one side only. 18″ deep can not be recessed in both the front and back.

IH/RH availability charts starting on page G•40.
IW/RW availability charts starting on page G•46.

VANITY THREE DRAWER BASE, 34 1/2″ HIGH, 18″ or 21″ DEEP

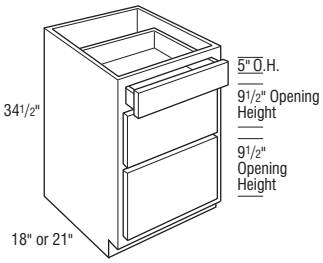

	Cubic Feet	1	2	3	4	5	6	7
VDB123418	5.4	1284	1348	1387	1452	1647	1807	1967
VDB153418	6.7	1408	1464	1518	1585	1807	1969	2131
VDB183418	7.9	1490	1574	1638	1701	1914	2123	2332
VDB213418	9.2	1616	1690	1744	1811	2074	2263	2452
VDB243418	10.4	1682	1754	1824	1908	2152	2365	2578
VDB273418	11.7	2208	2303	2396	2511	2823	3111	3399
VDB303418	12.9	2337	2437	2534	2651	2988	3287	3586
VDB333418	14.2	2396	2495	2595	2717	3065	3371	3677
VDB363418	15.4	2450	2553	2662	2780	3138	3449	3760
VDB123421	6.6	1284	1348	1387	1451	1647	1808	1969
VDB153421	8.1	1409	1465	1518	1585	1808	1969	2130
VDB183421	9.5	1490	1574	1638	1701	1915	2123	2331
VDB213421	11.0	1616	1690	1745	1811	2075	2263	2451
VDB243421	12.5	1683	1754	1825	1908	2152	2366	2580
VDB273421	14.0	2209	2304	2396	2511	2824	3111	3398
VDB303421	15.4	2336	2437	2534	2652	2989	3287	3585
VDB333421	16.9	2396	2495	2595	2717	3065	3372	3679
VDB363421	18.4	2450	2554	2663	2780	3138	3450	3762

- Increased Depths available in 1/4″ increments from 21 1/4″ to 24″.
- Reduced Depths available in 1/4″ increments from 12″ to 20 3/4″.

Door & Drawer Options

CC	CG	GAMD	HC	IFHG	MC	MD	MFO	PRMD	SGLPN	SHMD	SPLITDR	SPLITDRWS	TCG	TCP

End Panel Options

AUTH	CSFPE	EXBK	EXDN	FFD	FL/FR	FPE	INTGE	IPE
✓	✓	✓		✓	✓	✓	✓	✓

Custom Modification Options

ADD_SHLF	ADDTK	ADRW	BVR	CBO	CCO	CFNTO	CFP	CFRMO	CLIP[1]	CMAT	CND	CSDGBK	DRWTK[2]	EX	EX_OL	FD	FLUT[3]	FTK[4]	ID	IH	INVFRM	IW[5]
				✓	✓	✓	✓	✓	✓				✓	✓	✓		✓	✓	✓			✓

MIP	OBRB	PFINBTMB	RD	REC	RECTK	RECTK_6[6]	RECTKFRT6	RH	ROSFLUT	RT	SBCADDY	SBCADDYSM	SCPDRW	TBN	TD	TKP	TVR	UDBX[2]	URT	VLSO	VTK	VWB	WS	WTR
✓	✓	✓			✓	✓	✓		✓				✓			✓		✓			✓		✓	✓

[1] Not available on 12″ wide.
[2] Not available on 12″-21″ wide.
[3] 6″ fluting not available on 12″ or 15″ wide. Fluting both 6″ only available on 24″-36″ wide.
[4] FTKAV and style B-L not available on 12″ wide.
[5] Not available on 36″ wide.
[6] 12″ wide can only be recessed in front and/or back. 15″ and 18″ wide can only be recessed in the front, back, and/or one side only. 18″ deep can not be recessed in both the front and back.

Vanity Drawer Base Cabinets

VANITY FOUR DRAWER BASE, 32″ HIGH, 18″ or 21″ DEEP

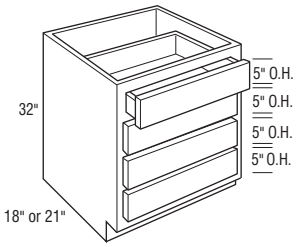

	Cubic Feet	1	2	3	4	5	6	7
4VDB123218	5.1	1475	1544	1594	1663	1891	2074	2257
4VDB153218	6.2	1617	1680	1742	1818	2074	2263	2452
4VDB183218	7.4	1707	1804	1880	1953	2193	2435	2677
4VDB213218	8.5	1854	1938	1998	2080	2380	2593	2806
4VDB243218	9.7	1930	2015	2094	2192	2469	2714	2959
4VDB273218	10.9	2534	2648	2749	2881	3241	3571	3901
4VDB303218	12.0	2682	2798	2905	3043	3427	3770	4113
4VDB333218	13.2	2749	2864	2980	3123	3513	3868	4223
4VDB363218	14.3	2814	2932	3051	3192	3599	3965	4331
4VDB123221	6.5	1476	1545	1594	1664	1892	2075	2258
4VDB153221	7.5	1617	1681	1742	1819	2075	2263	2451
4VDB183221	8.9	1707	1804	1881	1953	2193	2436	2679
4VDB213221	10.3	1854	1939	1998	2081	2380	2594	2808
4VDB243221	11.6	1930	2015	2094	2192	2469	2715	2961
4VDB273221	13.0	2534	2648	2750	2881	3242	3572	3902
4VDB303221	14.4	2683	2798	2905	3043	3428	3771	4114
4VDB333221	15.7	2750	2864	2980	3123	3514	3869	4224
4VDB363221	17.1	2814	2932	3052	3193	3600	3965	4330

- When an Inset or Beaded Inset style is selected, please refer to individual door style sections for drawer front heights that will convert to slab on pages D•11 through D•20.
- Increased Depths available in 1/4″ increments from 21 1/4″ to 24″.
- Reduced Depths available in 1/4″ increments from 12″ to 20 3/4″.

Door & Drawer Options

CC	CG	GAMD	HC	IFHG	MC	MD	MFO	PRMD	SGLPN	SHMD	SPLITDR	SPLITDRWS	TCG	TCP

End Panel Options

AUTH	CSFPE	EXBK	EXDN	FFD	FL/FR	FPE	INTGE	IPE
✓	✓	✓		✓	✓	✓	✓	✓

Custom Modification Options

ADD_SHLF	ADDTK	ADRW	BVR	CBO	CCO	CFNTO	CFP	CFRMO	CLIP[1]	CMAT	CND	CSDGBK	DRWTK[2]	EX	EX_OL	FD	FLUT[3]	FTK	ID	IH	INVFRM	IW[4]
				✓	✓	✓		✓	✓				✓	✓	✓		✓	✓	✓	✓		✓

MIP	OBRB	PFINBTMB	RD	REC	RECTK	RECTK_6[5]	RECTKFRT6	RH	ROSFLUT	RT	SBCADDY	SBCADDYSM	SCPDRW	TBN	TD	TKP	TVR	UDBX	URT	VLSO	VTK	VWB	WS[6]	WTR
✓	✓		✓			✓	✓		✓	✓			✓			✓					✓		✓	✓

[1] Not available on 12″ wide.
[2] Not available on 12″-21″ wide.
[3] 6″ fluting not available on 12″ or 15″ wide. Fluting both 6″ also not available on 18″ or 21″ wide.
[4] Not available on 36″ wide.
[5] 12″ wide can only be recessed in front and/or back. 15″ and 18″ wide can only be recessed in the front, back, and/or one side only. 18″ deep can not be recessed in both the front and back.
[6] Not available on 12″ wide.

IH/RH availability charts starting on page G•40.
IW/RW availability charts starting on page G•46.

VANITY FOUR DRAWER BASE, 34 1/2″ HIGH, 18″ or 21″ DEEP

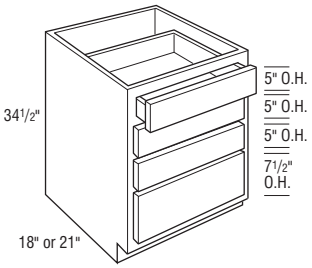

	Cubic Feet	1	2	3	4	5	6	7
4VDB123418	5.4	1541	1618	1663	1742	1976	2170	2364
4VDB153418	6.7	1691	1758	1821	1901	2170	2363	2556
4VDB183418	7.9	1789	1887	1966	2042	2296	2547	2798
4VDB213418	9.2	1938	2028	2094	2175	2489	2714	2939
4VDB243418	10.4	2019	2105	2190	2290	2582	2838	3094
4VDB273418	11.7	2651	2765	2876	3013	3387	3733	4079
4VDB303418	12.9	2803	2924	3040	3182	3586	3944	4302
4VDB333418	14.2	2876	2995	3114	3260	3677	4045	4413
4VDB363418	15.4	2940	3065	3193	3335	3765	4139	4513
4VDB123421	6.6	1541	1619	1664	1742	1976	2170	2364
4VDB153421	8.1	1691	1758	1821	1901	2170	2363	2556
4VDB183421	9.5	1788	1888	1967	2042	2296	2547	2798
4VDB213421	11.0	1939	2029	2094	2175	2489	2715	2941
4VDB243421	12.5	2020	2105	2190	2290	2583	2838	3093
4VDB273421	14.0	2652	2766	2876	3013	3388	3733	4078
4VDB303421	15.4	2803	2925	3041	3183	3587	3944	4301
4VDB333421	16.9	2876	2995	3115	3260	3678	4046	4414
4VDB363421	18.4	2940	3065	3194	3336	3766	4139	4512

- When an Inset or Beaded Inset style is selected, please refer to individual door style sections for drawer front heights that will convert to slab on pages D•11 through D•20.
- Increased Depths available in 1/4″ increments from 21 1/4″ to 24″.
- Reduced Depths available in 1/4″ increments from 12″ to 20 3/4″.

Door & Drawer Options

CC	CG	GAMD	HC	IFHG	MC	MD	MFO	PRMD	SGLPN	SHMD	SPLITDR	SPLITDRWS	TCG	TCP

End Panel Options

AUTH	CSFPE	EXBK	EXDN	FFD	FL/FR	FPE	INTGE	IPE
✓	✓	✓		✓	✓	✓	✓	✓

Custom Modification Options

ADD_SHLF	ADDTK	ADRW	BVR	CBO	CCO	CFNTO	CFP	CFRMO	CLIP[1]	CMAT	CND	CSDGBK	DRWTK[2]	EX	EX_OL	FD	FLUT[3]	FTK	ID	IH	INVFRM	IW[4]
				✓	✓	✓		✓	✓				✓	✓	✓		✓	✓	✓			✓

MIP	OBRB	PFINBTMB	RD	REC	RECTK	RECTK_6[5]	RECTKFRT6	RH	ROSFLUT	RT	SBCADDY	SBCADDYSM	SCPDRW	TBN	TD	TKP	TVR	UDBX	URT	VLSO	VTK	VWB	WS[6]	WTR
✓	✓		✓			✓	✓		✓	✓			✓			✓					✓		✓	✓

[1] Not available on 12″ wide.
[2] Not available on 12″-21″ wide.
[3] 6″ fluting not available on 12″ or 15″ wide. Fluting both 6″ also not available on 18″ or 21″ wide.
[4] Not available on 36″ wide.
[5] 12″ wide can only be recessed in front and/or back. 15″ and 18″ wide can only be recessed in the front, back, and/or one side only. 18″ deep can not be recessed in both the front and back.
[6] Not available on 12″ wide.

VANITY ANGLED CORNER SINK FRONT, 32″ HIGH

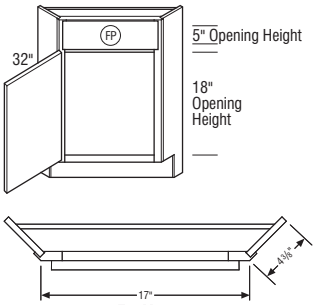

Top View

	Cubic Feet	1	2	3	4	5	6	7
VACSF L or R	2.9	1257	1310	1350	1420	1495	1629	1763

- Floor included and packed separately.
- Tilt-out tray available as an accessory.
- Touch-up kit (TUK) and Owner's Guide included.

(FP) **False Panel**

Door & Drawer Options

CC	CG	GAMD	HC	IFHG	MC	MD	MFO	PRMD	SGLPN	SHMD	SPLITDR	SPLITDRWS	TCG	TCP
	✓			✓		✓		✓						

End Panel Options

AUTH	CSFPE	EXBK	EXDN	FFD	FL/FR	FPE	INTGE	IPE

Custom Modification Options

ADD_SHLF	ADDTK	ADRW	BVR	CBO	CCO	CFNTO	CFP	CFRMO	CLIP	CMAT	CND	CSDGBK	DRWTK	EX	EX_OL	FD	FLUT	FTK	ID	IH	INVFRM	IW
											✓							✓		✓		

MIP	OBRB	PFINBTMB	RD	REC	RECTK	RECTK_6	RECTKFRT6	RH	ROSFLUT	RT	SBCADDY	SBCADDYSM	SCPDRW	TBN	TD	TKP	TVR	UDBX	URT	VLSO	VTK	VWB	WS	WTR
✓	✓							✓													✓			✓

Under Counter Drawers

UNDER COUNTER DRAWER, 5″ HIGH, 18″ or 21″ DEEP

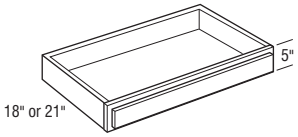

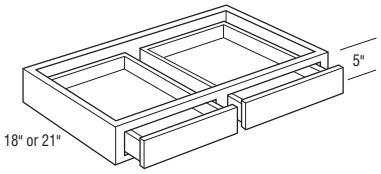

	Cubic Feet	1	2	3	4	5	6	7
UCD1518	1.3	460	460	460	460	460	460	460
UCD1818	1.5	478	478	478	478	478	478	478
UCD2118	1.7	505	505	505	505	505	505	505
UCD2418	2.0	536	536	536	536	536	536	536
UCD2718	2.2	574	574	574	574	574	574	574
UCD1521	1.5	461	461	461	461	461	461	461
UCD1821	1.7	478	478	478	478	478	478	478
UCD2121	2.0	504	504	504	504	504	504	504
UCD2421	2.3	536	536	536	536	536	536	536
UCD2721	2.5	574	574	574	574	574	574	574
UCD3018	2.5	577	577	577	577	577	577	577
UCD3318	2.7	609	609	609	609	609	609	609
UCD3618	2.9	627	627	627	627	627	627	627
UCD3021	2.8	577	577	577	577	577	577	577
UCD3321	3.0	609	609	609	609	609	609	609
UCD3621	3.3	627	627	627	627	627	627	627

- Kirby and Whitman will utilize a 5-piece drawer front, all other styles will be slab.
- When an Inset or Beaded Inset style is selected, drawer fronts will be slab.
- Increased Depths available in 1/4″ increments from 21 1/4″ to 24″.
- Reduced Depths available in 1/4″ increments from 12″ to 20 3/4″.

Door & Drawer Options

CC	CG	GAMD	HC	IFHG	MC	MD	MFO	PRMD	SGLPN	SHMD	SPLITDR	SPLITDRWS	TCG	TCP

End Panel Options

AUTH	CSFPE	EXBK	EXDN	FFD	FL/FR	FPE	INTGE	IPE
	✓	✓			✓	✓		

Custom Modification Options

ADD_SHLF	ADDTK	ADRW	BVR	CBO	CCO	CFNTO	CFP	CFRMO	CLIP	CMAT	CND	CSDGBK	DRWTK	EX	EX_OL	FD	FLUT	FTK	ID	IH	INVFRM	IW[1]
									✓					✓					✓	✓		✓

MIP	OBRB	PFINBTMB	RD	REC	RECTK	RECTK_6	RECTKFRT6	RH	ROSFLUT	RT	SBCADDY	SBCADDYSM	SCPDRW	TBN	TD	TKP	TVR	UDBX	URT	VLSO	VTK	VWB	WS	WTR
✓			✓																				✓	✓

[1] Not available on 36″ wide.

UNDER COUNTER DRAWER, TRIMMABLE, 5″ HIGH, 21″ DEEP

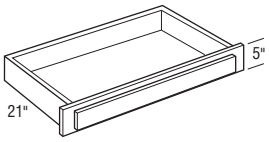

	Cubic Feet	1	2	3	4	5	6	7
UCD2418T	2.3	512	512	512	512	512	512	512
UCD2721T	2.5	536	536	536	536	536	536	536
UCD3024T	2.8	575	575	575	575	575	575	575
UCD3630T	3.3	616	616	616	616	616	616	616
UCD4236T	3.8	677	677	677	677	677	677	677

- Trimmable up to 6″.
- When an Inset or Beaded Inset style is selected, drawer fronts will be slab.
- Kirby and Whitman will utilize a 5-piece drawer front, all other styles will be slab.
- Increased Depths available in 1/4″ increments from 21 1/4″ to 24″.
- Reduced Depths available in 1/4″ increments from 12″ to 20 3/4″.

Door & Drawer Options

CC	CG	GAMD	HC	IFHG	MC	MD	MFO	PRMD	SGLPN	SHMD	SPLITDR	SPLITDRWS	TCG	TCP

End Panel Options

AUTH	CSFPE	EXBK	EXDN	FFD	FL/FR	FPE	INTGE	IPE
	✓	✓			✓	✓		

Custom Modification Options

ADD_SHLF	ADDTK	ADRW	BVR	CBO	CCO	CFNTO	CFP	CFRMO	CLIP	CMAT	CND	CSDGBK	DRWTK	EX[1]	EX_OL	FD	FLUT	FTK	ID	IH	INVFRM	IW[2]
									✓					✓					✓	✓		✓

MIP	OBRB	PFINBTMB	RD	REC	RECTK	RECTK_6	RECTKFRT6	RH	ROSFLUT	RT	SBCADDY	SBCADDYSM	SCPDRW	TBN	TD	TKP	TVR	UDBX	URT	VLSO	VTK	VWB	WS	WTR
✓			✓																				✓	✓

[1] Only available on 24″ wide.
[2] Not available on 36″ or 42″ wide.

IH/RH availability charts starting on page G•40.
IW/RW availability charts starting on page G•46.

VANITY UTILITY, 84″ or 87″ HIGH, 21″ DEEP

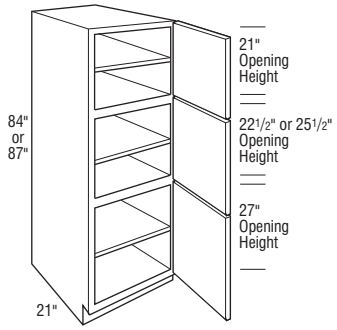

	Cubic Feet	1	2	3	4	5	6	7
UV158421 L or R	19.2	2282	2395	2478	2614	2749	3003	3257
UV188421 L or R	22.7	2375	2488	2584	2724	2872	3140	3408
UV218421 L or R	26.2	2498	2620	2710	2863	3024	3309	3594
UV248421 L or R	29.7	2641	2772	2865	3020	3178	3474	3770
UV158721 L or R	19.9	2489	2612	2705	2849	3019	3299	3579
UV188721 L or R	23.5	2606	2728	2825	2982	3157	3447	3737
UV218721 L or R	27.1	2746	2877	2979	3139	3328	3633	3938
UV248721 L or R	30.7	2878	3018	3125	3292	3486	3811	4136

- Includes three adjustable shelves.
- Increased Depths available in 1/4″ increments from 21 1/4″ to 30″.
- Reduced Depths available in 1/4″ increments from 6″ to 20 3/4″.

Door & Drawer Options

CC	CG	GAMD	HC	IFHG	MC	MD	MFO	PRMD	SGLPN	SHMD	SPLITDR	SPLITDRWS	TCG	TCP
	✓	✓		✓		✓	✓	✓		✓				

End Panel Options

AUTH	CSFPE	EXBK	EXDN	FFD	FL/FR	FPE	INTGE	IPE
✓	✓	✓		✓	✓	✓	✓	✓

Custom Modification Options

ADD_SHLF	ADDTK	ADRW	BVR	CBO	CCO	CFNTO	CFP	CFRMO	CLIP	CMAT	CND	CSDGBK	DRWTK[1]	EX	EX_OL	FD	FLUT[2]	FTK	ID	IH	INVFRM	IW[3]
				✓	✓	✓		✓	✓		✓	✓	✓	✓	✓		✓	✓	✓			✓

MIP	OBRB	PFINBTMB	RD	REC	RECTK	RECTK_6	RECTKFRT6	RH	ROSFLUT[4]	RT	SBCADDY	SBCADDYSM	SCPDRW	TBN	TD	TKP	TVR[5]	UDBX	URT	VLSO	VTK	VWB	WS	WTR
✓	✓		✓						✓	✓					✓		✓						✓	✓

[1] Only available on 24″ wide.
[2] Fluting both 3″ not available on 1584 version. Not available with 6″ fluting.
[3] Not available on 24″ wide.
[4] Fluting both not available on 1584 version.
[5] Not available on 2484 version.

VANITY UTILITY, 90″ or 93″ HIGH, 21″ DEEP

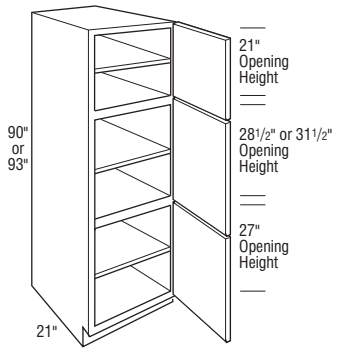

	1	2	3	4	5	6	7
UV159021 L or R	20.5	2741	2871	2974	3136	3321	3628	3935
UV189021 L or R	24.3	2865	3003	3109	3277	3474	3792	4110
UV219021 L or R	28.0	3019	3165	3276	3452	3657	3995	4333
UV249021 L or R	31.7	3166	3319	3436	3622	3839	4192	4545
UV159321 L or R	21.2	3014	3160	3273	3447	3652	3988	4324
UV189321 L or R	25.1	3151	3303	3419	3607	3819	4171	4523
UV219321 L or R	28.9	3321	3480	3602	3798	4022	4394	4766
UV249321 L or R	32.8	3482	3650	3779	3984	4221	4609	4997

- Includes three adjustable shelves.
- 90″ high toekick shipped attached.
- 93″ high is shipped with loose toekick unless ATTTK or Flush Toekick is specified.
- Increased Depths available in 1/4″ increments from 21 1/4″ to 30″.
- Reduced Depths available in 1/4″ increments from 6″ to 20 3/4″.

Door & Drawer Options

CC	CG	GAMD	HC	IFHG	MC	MD	MFO	PRMD	SGLPN	SHMD	SPLITDR	SPLITDRWS	TCG	TCP
	✓	✓		✓		✓	✓	✓		✓				

End Panel Options

AUTH	CSFPE	EXBK	EXDN	FFD	FL/FR	FPE	INTGE	IPE
✓	✓	✓		✓	✓	✓	✓	✓

Custom Modification Options

ADD_SHLF	ADDTK[1]	ADRW	BVR	CBO	CCO	CFNTO	CFP	CFRMO	CLIP	CMAT	CND	CSDGBK	DRWTK[2]	EX	EX_OL	FD	FLUT[3]	FTK	ID	IH	INVFRM	IW[4]
	✓			✓	✓	✓		✓	✓		✓	✓	✓	✓	✓		✓	✓	✓			✓

MIP	OBRB	PFINBTMB	RD	REC	RECTK	RECTK_6	RECTKFRT6	RH	ROSFLUT[5]	RT	SBCADDY	SBCADDYSM	SCPDRW	TBN	TD	TKP	TVR[6]	UDBX	URT	VLSO	VTK	VWB	WS	WTR
✓	✓		✓						✓	✓					✓		✓						✓	✓

[1] Only available on 93″ high.
[2] Only available on 24″ wide.
[3] Fluting both 3″ not available on 1590 version. Not available with 6″ fluting.
[4] Not available on 24″ wide.
[5] Fluting both not available on 1590 version.
[6] Not available on 2490 version.

Vanity Utility Cabinets

VANITY UTILITY, 96″ HIGH, 21″ DEEP

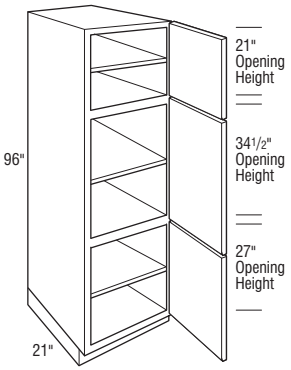

	Cubic Feet	1	2	3	4	5	6	7
UV159621 L or R	21.9	3171	3323	3440	3628	3842	4196	4550
UV189621 L or R	25.9	3315	3475	3598	3793	4017	4388	4759
UV219621 L or R	29.8	3492	3661	3789	3995	4233	4622	5011
UV249621 L or R	33.8	3662	3840	3972	4192	4437	4849	5261

- Includes three adjustable shelves.
- Increased Depths available in 1/4″ increments from 21 1/4″ to 30″.
- Reduced Depths available in 1/4″ increments from 6″ to 20 3/4″.

Door & Drawer Options

CC	CG	GAMD	HC	IFHG	MC	MD	MFO	PRMD	SGLPN	SHMD	SPLITDR	SPLITDRWS	TCG	TCP
	✓	✓		✓		✓	✓	✓		✓				

End Panel Options

AUTH	CSFPE	EXBK	EXDN	FFD	FL/FR	FPE	INTGE	IPE
✓	✓	✓		✓	✓	✓	✓	✓

Custom Modification Options

ADD_SHLF	ADDTK	ADRW	BVR	CBO	CCO	CFNTO	CFP	CFRMO	CLIP	CMAT	CND	CSDGBK	DRWTK[1]	EX	EX_OL	FD	FLUT[2]	FTK	ID	IH	INVFRM	IW[3]
	✓			✓	✓	✓		✓	✓		✓	✓	✓	✓	✓		✓	✓	✓			✓

MIP	OBRB	PFINBTMB	RD	REC	RECTK	RECTK_6	RECTKFRT6	RH	ROSFLUT[4]	RT	SBCADDY	SBCADDYSM	SCPDRW	TBN	TD	TKP	TVR[4]	UDBX	URT	VLSO	VTK	VWB	WS	WTR
✓	✓		✓						✓	✓					✓		✓						✓	✓

[1] Only available on 24″ wide.
[2] Not available on 24″ wide. Fluting both 3″ not available on 15″ wide. Not available with 6″ fluting.
[3] Not available on 24″ wide.
[4] Not available on 24″ wide. Fluting both not available on 15″ wide.

VANITY UTILITY, 84″ or 87″ HIGH, 21″ DEEP

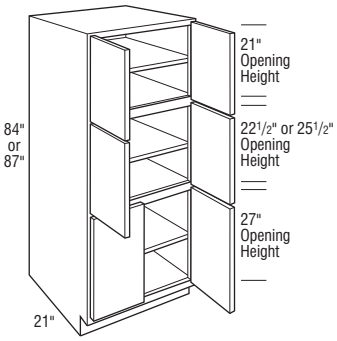

UV248421	29.7	3322	3482	3607	3800	4026	4397	4768
UV248721	30.7	3654	3830	3965	4183	4429	4838	5247

- Includes three adjustable shelves.
- Increased Depths available in 1/4″ increments from 21 1/4″ to 30″.
- Reduced Depths available in 1/4″ increments from 6″ to 20 3/4″.

Door & Drawer Options

CC	CG	GAMD	HC	IFHG	MC	MD	MFO	PRMD	SGLPN	SHMD	SPLITDR[1]	SPLITDRWS	TCG	TCP
	✓	✓		✓		✓	✓	✓		✓	✓			

End Panel Options

AUTH	CSFPE	EXBK	EXDN	FFD	FL/FR	FPE	INTGE	IPE
✓	✓	✓		✓	✓	✓	✓	✓

Custom Modification Options

ADD_SHLF	ADDTK	ADRW	BVR	CBO	CCO	CFNTO	CFP	CFRMO	CLIP	CMAT	CND	CSDGBK	DRWTK	EX	EX_OL	FD	FLUT[2]	FTK	ID	IH	INVFRM	IW
				✓	✓	✓		✓			✓	✓	✓	✓	✓		✓	✓	✓			✓

MIP	OBRB	PFINBTMB	RD	REC	RECTK	RECTK_6	RECTKFRT6	RH	ROSFLUT[3]	RT	SBCADDY	SBCADDYSM	SCPDRW	TBN	TD	TKP	TVR	UDBX	URT	VLSO	VTK	VWB	WS	WTR
✓	✓		✓						✓	✓					✓		✓						✓	✓

[1] Not available on 84″ high.
[2] Not available on 87″ high. Not available with 6″ fluting.
[3] Not available on 87″ high.

IH/RH availability charts starting on page G•40.
IW/RW availability charts starting on page G•46.

VANITY UTILITY, 90″ or 93″ HIGH, 21″ DEEP

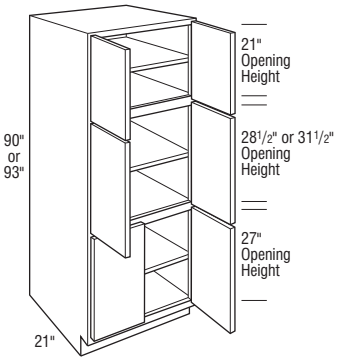

	Cubic Feet	1	2	3	4	5	6	7
UV249021	31.7	4019	4213	4365	4601	4873	5322	5771
UV249321	32.8	4424	4634	4798	5060	5359	5854	6349

- Includes three adjustable shelves.
- 90″ high toekick shipped attached.
- 93″ high is shipped with loose toekick unless ATTTK or Flush Toekick is specified.
- Increased Depths available in 1/4″ increments from 21 1/4″ to 30″.
- Reduced Depths available in 1/4″ increments from 6″ to 20 3/4″.

Door & Drawer Options

CC	CG	GAMD	HC	IFHG	MC	MD	MFO	PRMD	SGLPN	SHMD	SPLITDR[1]	SPLITDRWS	TCG	TCP
	✓	✓		✓		✓	✓	✓		✓	✓			

End Panel Options

AUTH	CSFPE	EXBK	EXDN	FFD	FL/FR	FPE	INTGE	IPE
✓	✓	✓		✓	✓	✓	✓	✓

Custom Modification Options

ADD_SHLF	ADDTK[2]	ADRW	BVR	CBO	CCO	CFNTO	CFP	CFRMO	CLIP	CMAT	CND	CSDGBK	DRWTK	EX	EX_OL	FD	FLUT[3]	FTK	ID	IH	INVFRM	IW
	✓			✓	✓	✓		✓			✓	✓	✓	✓	✓		✓	✓	✓			✓

MIP	OBRB	PFINBTMB	RD	REC	RECTK	RECTK_6	RECTKFRT6	RH	ROSFLUT[4]	RT	SBCADDY	SBCADDYSM	SCPDRW	TBN	TD	TKP	TVR	UDBX	URT	VLSO	VTK	VWB	WS	WTR
✓	✓		✓						✓	✓					✓		✓						✓	✓

[1] Not available on 90″ high.
[2] Only available on 93″ high.
[3] Not available on 93″ high. Not available with 6″ fluting.
[4] Not available on 93″ high.

VANITY UTILITY, 96″ HIGH, 21″ DEEP

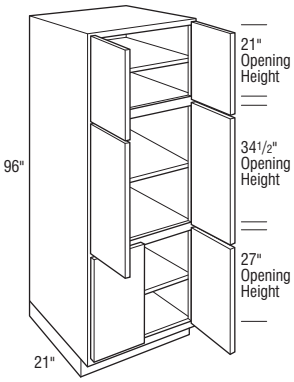

	Cubic Feet	1	2	3	4	5	6	7
UV249621	33.8	4651	4875	5048	5322	5636	6156	6676

- Includes three adjustable shelves.
- Increased Depths available in 1/4″ increments from 21 1/4″ to 30″.
- Reduced Depths available in 1/4″ increments from 6″ to 20 3/4″.

Door & Drawer Options

CC	CG	GAMD	HC	IFHG	MC	MD	MFO	PRMD	SGLPN	SHMD	SPLITDR	SPLITDRWS	TCG	TCP
	✓	✓		✓		✓	✓	✓		✓				

End Panel Options

AUTH	CSFPE	EXBK	EXDN	FFD	FL/FR	FPE	INTGE	IPE
✓	✓	✓		✓	✓	✓	✓	✓

Custom Modification Options

ADD_SHLF	ADDTK	ADRW	BVR	CBO	CCO	CFNTO	CFP	CFRMO	CLIP	CMAT	CND	CSDGBK	DRWTK	EX	EX_OL	FD	FLUT[1]	FTK	ID	IH	INVFRM	IW
	✓			✓	✓	✓		✓			✓	✓	✓	✓	✓		✓	✓	✓			✓

MIP	OBRB	PFINBTMB	RD	REC	RECTK	RECTK_6	RECTKFRT6	RH	ROSFLUT	RT	SBCADDY	SBCADDYSM	SCPDRW	TBN	TD	TKP	TVR	UDBX	URT	VLSO	VTK	VWB	WS	WTR
✓	✓		✓						✓	✓					✓		✓						✓	✓

[1] Not available with 6″ fluting.

Vanity Utility & Linen Closet Cabinets

VANITY UTILITY with DRAWERS, 84″ HIGH, 21″ DEEP

	Cubic Feet	1	2	3	4	5	6	7
VUD188421 L or R	22.7	3075	3226	3337	3520	3713	4056	4399
VUD248421 L or R	29.7	3333	3496	3616	3819	4024	4397	4770
VUD248421	29.7	3587	3762	3895	4106	4346	4749	5152

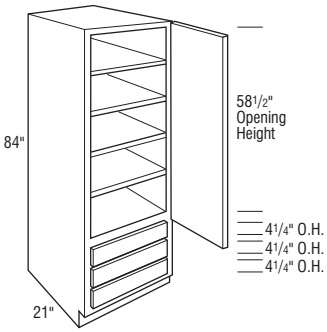

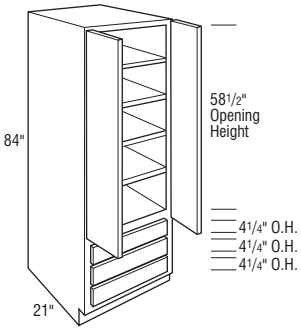

Notes below apply to all products in section above:

- Includes four adjustable shelves.
- When an Inset or Beaded Inset style is selected, drawer fronts will be slab.
- Bottom section of drawers does not match vanity base height.
- Large opening on tall doors will include two center panels divided by a horizontal rail.
- Increased Depths available in 1/4″ increments from 21 1/4″ to 24″.
- Reduced Depths available in 1/4″ increments from 12″ to 20 3/4″.

Door & Drawer Options

CC	CG	GAMD	HC	IFHG	MC	MD	MFO	PRMD	SGLPN	SHMD	SPLITDR	SPLITDRWS	TCG	TCP
	✓			✓			✓		✓					

End Panel Options

AUTH	CSFPE	EXBK	EXDN	FFD	FL/FR	FPE	INTGE	IPE
✓	✓	✓		✓	✓	✓	✓	✓

Custom Modification Options

ADD_SHLF	ADDTK	ADRW	BVR	CBO	CCO	CFNTO	CFP	CFRMO	CLIP[1]	CMAT	CND	CSDGBK	DRWTK[1]	EX	EX_OL	FD	FLUT[3]	FTK	ID	IH	INVFRM	IW
				✓	✓	✓		✓	✓		✓	✓	✓	✓	✓		✓	✓	✓			

MIP	OBRB	PFINBTMB	RD	REC	RECTK	RECTK_6	RECTKFRT6	RH	ROSFLUT	RT	SBCADDY	SBCADDYSM	SCPDRW	TBN	TD	TKP	TVR	UDBX	URT	VLSO	VTK	VWB	WS	WTR
✓	✓		✓						✓	✓							✓						✓	✓

[1] Not available on 24″ (2 doors) wide.
[2] Not available on 18″ wide.
[3] Not available with 6″ fluting.

LINEN CLOSET, 84″ HIGH, 21″ DEEP

LC188421 L or R	22.7	2621	2737	2834	2972	3123	3390	3657

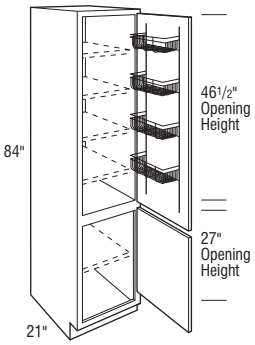

- Upper section includes a 5″ deep chrome door rack.
- Upper section includes four adjustable shelves that are 13 1/4″ deep.
- Lower section includes one adjustable shelf that is 19 1/4″ deep.
- Increased Depths available in 3″ increments to 24″.
- Reduced Depths available in 3″ increments from 15″ to 18″.
- Not available on Inset and Beaded Inset styles.

Door & Drawer Options

CC	CG	GAMD	HC	IFHG	MC	MD	MFO	PRMD	SGLPN	SHMD	SPLITDR	SPLITDRWS	TCG	TCP

End Panel Options

AUTH	CSFPE	EXBK	EXDN	FFD	FL/FR	FPE	INTGE	IPE
✓	✓	✓			✓	✓	✓	

Custom Modification Options

ADD_SHLF	ADDTK	ADRW	BVR	CBO	CCO	CFNTO	CFP	CFRMO	CLIP	CMAT	CND	CSDGBK	DRWTK	EX	EX_OL	FD	FLUT[1]	FTK	ID	IH	INVFRM	IW
				✓	✓	✓		✓						✓	✓		✓	✓	✓			

MIP	OBRB	PFINBTMB	RD	REC	RECTK	RECTK_6	RECTKFRT6	RH	ROSFLUT	RT[2]	SBCADDY	SBCADDYSM	SCPDRW	TBN	TD	TKP	TVR	UDBX	URT	VLSO	VTK	VWB	WS	WTR
✓	✓		✓		✓				✓	✓						✓	✓				✓			✓

[1] Not available with 6″ fluting.
[2] Only available on lower section.

IH/RH availability charts starting on page G•40.
IW/RW availability charts starting on page G•46.

LINEN CLOSET with REMOVABLE HAMPER, 84″ HIGH, 21″ DEEP

storage SOLUTIONS

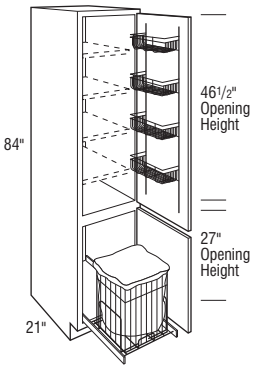

	Cubic Feet	1	2	3	4	5	6	7
LCRH188421 L or R	22.7	3446	3564	3657	3795	3945	4213	4481

- Upper section includes a 5″ deep chrome door rack.
- Includes four adjustable shelves that are 13 1/4″ deep.
- Hamper utilizes floor mounted glides.
- Hamper size is 14 9/16″ W x 18 15/16″ H x 17 23/32″ D.
- Chrome basket with creme linen liner.
- Increased Depths available in 1/4″ increments from 21 1/4″ to 30″.
- Not available on Inset and Beaded Inset styles.

Door & Drawer Options

CC	CG	GAMD	HC	IFHG	MC	MD	MFO	PRMD	SGLPN	SHMD	SPLITDR	SPLITDRWS	TCG	TCP

End Panel Options

AUTH	CSFPE	EXBK	EXDN	FFD	FL/FR	FPE	INTGE	IPE
✓	✓	✓			✓	✓	✓	

Custom Modification Options

ADD_SHLF	ADDTK	ADRW	BVR	CBO	CCO	CFNTO	CFP	CFRMO	CLIP	CMAT	CND	CSDGBK	DRWTK	EX	EX_OL	FD	FLUT[1]	FTK	ID	IH	INVFRM	IW
				✓	✓	✓		✓						✓	✓		✓	✓				

MIP	OBRB	PFINBTMB	RD	REC	RECTK	RECTK_6	RECTKFRT6	RH	ROSFLUT	RT	SBCADDY	SBCADDYSM	SCPDRW	TBN	TD	TKP	TVR	UDBX	URT	VLSO	VTK	VWB	WS	WTR
✓	✓				✓				✓							✓	✓				✓			✓

[1] Not available with 6″ fluting.

LINEN STORAGE CABINET, 84″ HIGH, 18″ or 21″ DEEP

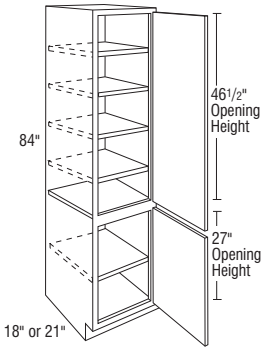

	Cubic Feet	1	2	3	4	5	6	7
LT188418 L or R	19.9	2464	2572	2663	2793	2936	3186	3436
LT218418 L or R	22.9	2953	3084	3193	3348	3519	3820	4121
LT188421 L or R	22.9	2464	2572	2663	2793	2936	3186	3436
LT218421 L or R	26.3	2953	3084	3193	3348	3519	3820	4121

- Shelves indicated by light dotted lines are included, but packaged separately.
- Shelf indicated by solid line is fixed.
- Recommended for use with 34 1/2″ high cabinets (bottom door will align with top of drawer front or top of full height door).
- Increased Depths available in 1/4″ increments from 21 1/4″ to 30″.
- Reduced Depths available in 1/4″ increments from 12″ to 20 3/4″.

Door & Drawer Options

CC	CG	GAMD	HC	IFHG	MC	MD[1]	MFO	PRMD[1]	SGLPN	SHMD	SPLITDR	SPLITDRWS	TCG	TCP
	✓					✓	✓	✓						

End Panel Options

AUTH	CSFPE	EXBK	EXDN	FFD	FL/FR	FPE	INTGE	IPE
✓	✓	✓		✓		✓	✓	

Custom Modification Options

ADD_SHLF	ADDTK	ADRW	BVR	CBO	CCO	CFNTO	CFP	CFRMO	CLIP	CMAT	CND	CSDGBK	DRWTK	EX	EX_OL	FD	FLUT[2]	FTK	ID[3]	IH	INVFRM	IW
				✓	✓	✓			✓		✓	✓	✓	✓	✓		✓	✓	✓			

MIP	OBRB	PFINBTMB	RD	REC	RECTK	RECTK_6	RECTKFRT6	RH	ROSFLUT	RT	SBCADDY	SBCADDYSM	SCPDRW	TBN	TD	TKP	TVR	UDBX	URT	VLSO	VTK	VWB	WS	WTR
			✓		✓																		✓	✓

[1] Only available on top section.
[2] Not available with 6″ fluting.
[3] Not available on 18″ deep.

Bath and Vanity Cabinets

BATH WALL HUNG SINK CONSOLE, 21″ HIGH, 21″ DEEP

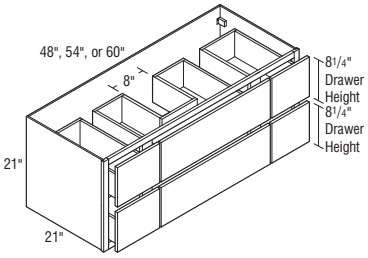

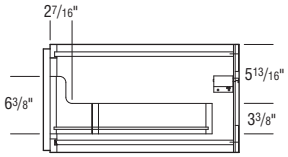

Top U-shaped drawer box has cascading side drawer feature.

	Cubic Feet	1	2	3	4	5	6	7
BCWHC4821	14.9	3328	3502	3622	3817	4024	4393	4762
BCWHC5421	16.7	3453	3635	3761	3964	4176	4561	4946
BCWHC6021	18.5	3581	3770	3898	4108	4330	4729	5128

- Six drawers.
- Top middle drawer is U-shaped.
- Includes hanging hardware.
- Flush Finished Ends standard.
- Sink bowl clearance to top of drawer box is 5 13/16″.
- Touch-up kit (TUK) and Owner's Guide included.
- Unit must be securely fastened with sufficient type, quantity, and size of screws to all available wall studs and internal structural wall blocking placed between wall studs.
- Do not exceed loading of 25 lbs. / SF for countertop and sink.
- Do not exceed loading of 15 lbs. / SF for contents on shelves and/or in drawers.
- Avoid use of concrete or other heavy masonry countertops.
- Installation to be performed by qualified professionals only.
- Securing the end panels and face frame to the structural members available is recommended during installation. When ID is specified, the cabinet MUST be fastened to adjacent cabinets or to structural members on each side in addition to the back installation instructions.

Door & Drawer Options

CC	CG	GAMD	HC	IFHG	MC	MD	MFO	PRMD	SGLPN	SHMD	SPLITDR	SPLITDRWS	TCG	TCP

End Panel Options

AUTH	CSFPE	EXBK	EXDN	FFD	FL/FR	FPE	INTGE	IPE
✓	✓							✓

Custom Modification Options

ADD_SHLF	ADDTK	ADRW	BVR	CBO	CCO	CFNTO	CFP	CFRMO	CLIP	CMAT	CND	CSDGBK	DRWTK	EX	EX_OL	FD	FLUT	FTK	ID	IH	INVFRM	IW[1]
				✓	✓	✓	✓	✓				✓		✓	✓		✓		✓			✓

MIP	OBRB	PFINBTMB	RD	REC	RECTK	RECTK_6	RECTKFRT6	RH	ROSFLUT	RT	SBCADDY	SBCADDYSM	SCPDRW	TBN	TD	TKP	TVR	UDBX	URT	VLSO	VTK	VWB	WS	WTR
✓									✓														✓	✓

[1] Not available on 60″ wide.

U-SHAPED DRAWER ON SELECT BATH BASE CABINETS

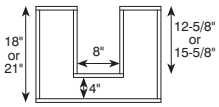

IH/RH availability charts starting on page G•40.
IW/RW availability charts starting on page G•46.

BATH SINK WALL TOWER, 48″ HIGH, 21″ DEEP

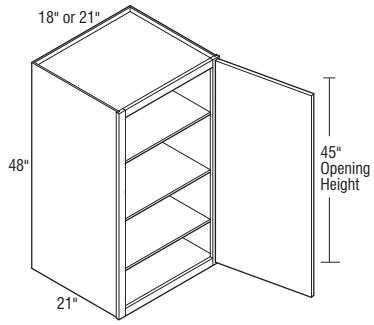

	Cubic Feet	1	2	3	4	5	6	7
BCWT1848 L or R	12.8	1303	1373	1420	1497	1579	1723	1867
BCWT2148 L or R	14.8	1356	1427	1477	1554	1642	1790	1938

- Three adjustable shelves.
- Finished ends standard.
- No toekick.
- See page P•67 for optional legs.
- Blocking for use with legs pre-installed.

Door & Drawer Options

CC	CG	GAMD	HC	IFHG	MC	MD	MFO	PRMD	SGLPN	SHMD	SPLITDR	SPLITDRWS	TCG	TCP
✓	✓	✓		✓		✓	✓			✓			✓	✓

End Panel Options

AUTH	CSFPE	EXBK	EXDN	FFD	FL/FR	FPE	INTGE	IPE
✓	✓	✓	✓	✓		✓	✓	✓

Custom Modification Options

ADD_SHLF	ADDTK	ADRW	BVR	CBO	CCO	CFNTO	CFP	CFRMO	CLIP	CMAT	CND	CSDGBK	DRWTK	EX	EX_OL	FD	FLUT[1]	FTK	ID	IH	INVFRM	IW
		✓	✓	✓	✓	✓		✓	✓		✓	✓		✓	✓		✓	✓	✓			

MIP	OBRB	PFINBTMB	RD	REC	RECTK	RECTK_6	RECTKFRT6	RH	ROSFLUT	RT	SBCADDY	SBCADDYSM	SCPDRW	TBN	TD	TKP	TVR	UDBX	URT	VLSO	VTK	VWB	WS	WTR
✓	✓	✓	✓						✓	✓							✓						✓	✓

[1] Not available with 6″ fluting.

BATH BASE CABINET, 36″ HIGH, 21″ DEEP

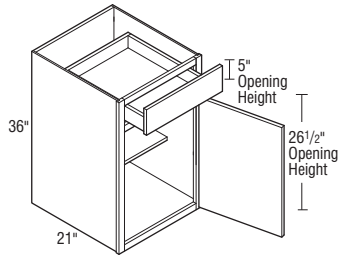

	Cubic Feet	1	2	3	4	5	6	7
BCB15NTK L or R	7.1	1188	1250	1294	1362	1437	1569	1701
BCB18NTK L or R	8.4	1238	1302	1348	1420	1499	1634	1769
BCB21NTK L or R	9.7	1289	1356	1404	1478	1558	1701	1844

- One adjustable 15″ deep shelf.
- Finished Ends standard.
- No toekick.
- See page P•67 for optional legs.
- Blocking for use with legs pre-installed.

Door & Drawer Options

CC	CG	GAMD	HC	IFHG	MC	MD	MFO	PRMD	SGLPN	SHMD	SPLITDR	SPLITDRWS	TCG	TCP
	✓	✓		✓		✓		✓		✓				

End Panel Options

AUTH	CSFPE	EXBK	EXDN	FFD	FL/FR	FPE	INTGE	IPE
✓	✓	✓				✓	✓	✓

Custom Modification Options

ADD_SHLF	ADDTK	ADRW	BVR	CBO	CCO	CFNTO	CFP	CFRMO	CLIP	CMAT	CND	CSDGBK	DRWTK	EX	EX_OL	FD	FLUT[1]	FTK	ID	IH	INVFRM	IW
				✓	✓	✓	✓	✓	✓		✓	✓		✓	✓		✓		✓			

MIP	OBRB	PFINBTMB	RD	REC	RECTK	RECTK_6	RECTKFRT6	RH	ROSFLUT	RT	SBCADDY	SBCADDYSM	SCPDRW	TBN	TD	TKP	TVR	UDBX	URT	VLSO	VTK	VWB	WS	WTR
✓			✓						✓	✓	✓	✓											✓	✓

[1] Not available with 6″ fluting.

BATH SINK BASE CABINET with SHELF, 30″ HIGH, 21″ DEEP

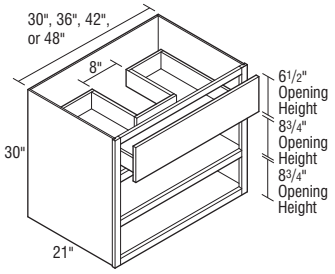

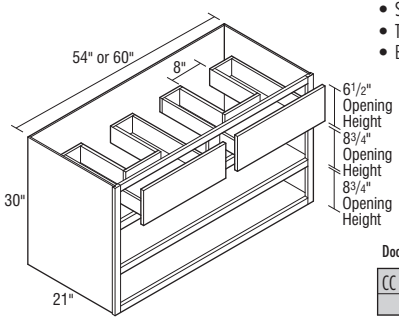

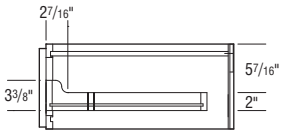

Top U-shaped drawer box has cascading side drawer feature.

	Cubic Feet	1	2	3	4	5	6	7
BCBCO30	13.3	1598	1684	1742	1833	1933	2111	2289
BCBCO36	15.9	1684	1774	1832	1929	2037	2223	2409
BCBCO42	18.4	1775	1866	1929	2033	2145	2340	2535
BCBCO48	20.9	1935	2038	2106	2220	2340	2556	2772
BCBCO54	23.5	2079	2190	2266	2386	2517	2748	2979
BCBCO60	26.0	2225	2343	2423	2551	2692	2938	3184

Notes below apply to all products in section above:

- Matching interior standard.
- No toekick standard.
- U-shaped drawer(s).
- Finished Ends standard.
- Fixed shelf behind 1 1/2″ horizontal frame rail.
- Feet are optional, see page P•67 for more information.
- Sink bowl clearance to top of drawer box is 5 7/16″.
- Touch-up kit (TUK) and Owner's Guide included.
- Blocking for use with legs pre-installed.

Door & Drawer Options

CC	CG	GAMD	HC	IFHG	MC	MD	MFO	PRMD	SGLPN	SHMD	SPLITDR	SPLITDRWS	TCG	TCP

End Panel Options

AUTH	CSFPE	EXBK	EXDN	FFD	FL/FR	FPE	INTGE	IPE
✓	✓	✓		✓		✓	✓	✓

Custom Modification Options

ADD_SHLF	ADDTK	ADRW	BVR	CBO	CCO	CFNTO	CFP	CFRMO	CLIP	CMAT	CND	CSDGBK	DRWTK	EX	EX_OL	FD	FLUT	FTK	ID	IH	INVFRM	IW
	✓			✓	✓	✓	✓	✓	✓			✓		✓	✓		✓	✓	✓			

MIP	OBRB	PFINBTMB	RD	REC	RECTK	RECTK_6	RECTKFRT6	RH	ROSFLUT	RT	SBCADDY	SBCADDYSM	SCPDRW	TBN	TD	TKP	TVR	UDBX	URT	VLSO	VTK	VWB	WS	WTR
✓	✓								✓														✓	✓

U-SHAPED DRAWER ON SELECT BATH BASE CABINETS

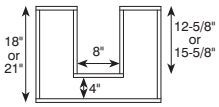

IH/RH availability charts starting on page G•40.
IW/RW availability charts starting on page G•46.

BATH SINK BASE CABINET with DOORS, 30″ HIGH, 21″ DEEP

	Cubic Feet	1	2	3	4	5	6	7
BCBCD30	13.3	1598	1684	1742	1833	1933	2111	2289
BCBCD36	15.9	1684	1774	1832	1929	2037	2223	2409
BCBCD42	18.4	1775	1866	1929	2033	2145	2340	2535
BCBCD48	20.9	1935	2038	2106	2220	2340	2556	2772
BCBCD54	23.5	2079	2190	2266	2386	2517	2748	2979
BCBCD60	26.0	2225	2343	2423	2551	2692	2938	3184

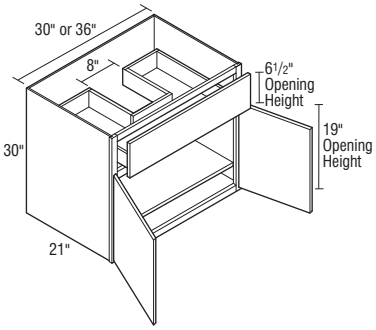

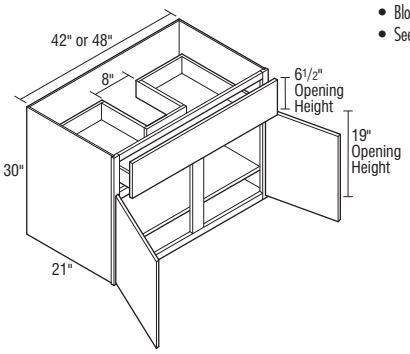

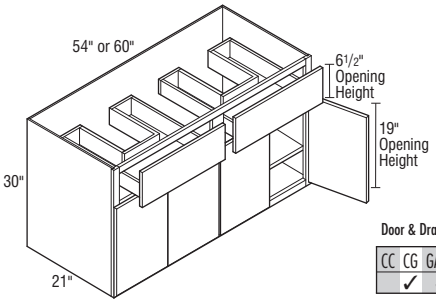

Notes below apply to all products in section above:

- No toekick standard.
- U-shaped drawer(s).
- Finished Ends standard.
- Sink bowl clearance to top of drawer box is 5 7/16″.
- Touch-up kit (TUK) and Owner's Guide included.
- Blocking for use with legs pre-installed.
- See page P•67 for optional legs.

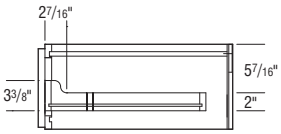

Top U-shaped drawer box has cascading side drawer feature.

Door & Drawer Options

CC	CG	GAMD	HC	IFHG	MC	MD	MFO	PRMD	SGLPN	SHMD	SPLITDR	SPLITDRWS	TCG	TCP
	✓	✓		✓		✓		✓		✓				

End Panel Options

AUTH	CSFPE	EXBK	EXDN	FFD	FL/FR	FPE	INTGE	IPE
✓	✓	✓		✓		✓	✓	✓

Custom Modification Options

ADD_SHLF	ADDTK	ADRW	BVR	CBO	CCO	CFNTO	CFP	CFRMO	CLIP	CMAT	CND	CSDGBK	DRWTK	EX	EX_OL	FD	FLUT[1]	FTK	ID	IH	INVFRM	IW
	✓			✓	✓	✓	✓	✓			✓	✓		✓	✓		✓		✓			

MIP	OBRB	PFINBTMB	RD	REC	RECTK	RECTK_6	RECTKFRT6	RH	ROSFLUT	RT	SBCADDY	SBCADDYSM	SCPDRW	TBN	TD	TKP	TVR	UDBX	URT	VLSO	VTK	VWB	WS	WTR
✓									✓		✓	✓											✓	✓

[1] Not available with 6″ fluting.

U-SHAPED DRAWER ON SELECT BATH BASE CABINETS

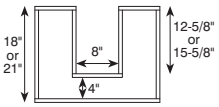

BATH HAMPER SINK BASE, 30″ HIGH, 21″ DEEP

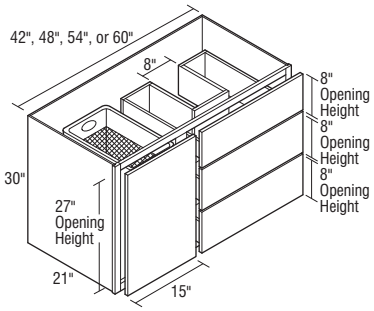

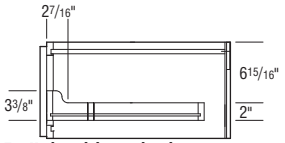

Top U-shaped drawer box has cascading side drawer feature.

	Cubic Feet	1	2	3	4	5	6	7
BCBH42D L or R	18.4	3275	3446	3566	3755	3961	4323	4685
BCBH48D L or R	20.9	3566	3750	3880	4086	4310	4706	5102
BCBH54D L or R	23.9	3853	4056	4195	4422	4663	5089	5515
BCBH60D L or R	26.0	4143	4363	4512	4753	5014	5472	5930

- Not available on Inset or Beaded Inset styles.
- Pull-out Hamper section has a constant 15″ wide opening.
- Top two drawers are U-shaped.
- Finished Ends standard.
- Sink bowl clearance to top of drawer box is 7 3/32″.
- Touch-up kit (TUK) and Owner's Guide included.
- Blocking for use with legs pre-installed.
- See page P•67 for optional legs.

Door & Drawer Options

CC	CG	GAMD	HC	IFHG	MC	MD	MFO	PRMD	SGLPN	SHMD	SPLITDR	SPLITDRWS	TCG	TCP

End Panel Options

AUTH	CSFPE	EXBK	EXDN	FFD	FL/FR	FPE	INTGE	IPE
✓	✓	✓				✓	✓	

Custom Modification Options

ADD_SHLF	ADDTK	ADRW	BVR	CBO	CCO	CFNTO	CFP	CFRMO	CLIP	CMAT	CND	CSDGBK	DRWTK	EX	EX_OL	FD	FLUT[1]	FTK	ID	IH	INVFRM	IW
	✓			✓	✓	✓	✓	✓				✓		✓	✓		✓	✓	✓			

MIP	OBRB	PFINBTMB	RD	REC	RECTK	RECTK_6	RECTKFRT6	RH	ROSFLUT	RT	SBCADDY	SBCADDYSM	SCPDRW	TBN	TD	TKP	TVR	UDBX	URT	VLSO	VTK	VWB	WS	WTR
✓	✓								✓														✓	✓

[1] Not available with 6″ fluting.

BATH WALL HUNG SINK DRAWER BASE, 18″ HIGH, 21″ DEEP

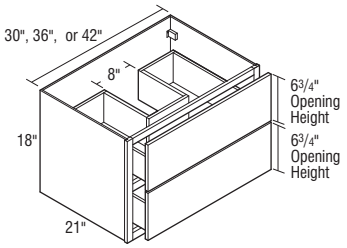

BCWHDB3018	8.2	2053	2159	2236	2353	2482	2711	2940
BCWHDB3618	9.8	2152	2265	2344	2470	2603	2842	3081
BCWHDB4218	11.4	2247	2366	2447	2579	2718	2968	3218

- Top drawer is U-shaped.
- Flush Finished Ends standard.
- Increased Depth to 24″ is available.
- Wall hanging hardware included.
- Sink bowl clearance to top of drawer box is 5 11/16″.
- Touch-up kit (TUK) and Owner's Guide included.
- Unit comes with an attached top for stability and a hole for the sink must be cut in the field.
- Unit must be securely fastened with sufficient type, quantity, and size of screws to all available wall studs and internal structural wall blocking placed between wall studs.
- Do not exceed loading of 25 lbs. / SF for countertop and sink.
- Do not exceed loading of 15 lbs. / SF for contents on shelves and/or in drawers.
- Avoid use of concrete or other heavy masonry countertops.
- Installation to be performed by qualified professionals only.
- Securing the end panels and face frame to the structural members available is recommended during installation. When ID is specified, the cabinet MUST be fastened to adjacent cabinets or to structural members on each side in addition to the back installation instructions.

Door & Drawer Options

CC	CG	GAMD	HC	IFHG	MC	MD	MFO	PRMD	SGLPN	SHMD	SPLITDR	SPLITDRWS	TCG	TCP

End Panel Options

AUTH	CSFPE	EXBK	EXDN	FFD	FL/FR	FPE	INTGE	IPE
✓	✓						✓	✓

Custom Modification Options

ADD_SHLF	ADDTK	ADRW	BVR	CBO	CCO	CFNTO	CFP	CFRMO	CLIP	CMAT	CND	CSDGBK	DRWTK	EX	EX_OL	FD	FLUT	FTK	ID	IH	INVFRM	IW
				✓	✓	✓	✓	✓	✓			✓		✓	✓		✓		✓			

MIP	OBRB	PFINBTMB	RD	REC	RECTK	RECTK_6	RECTKFRT6	RH	ROSFLUT	RT	SBCADDY	SBCADDYSM	SCPDRW	TBN	TD	TKP	TVR	UDBX	URT	VLSO	VTK	VWB	WS	WTR
✓									✓														✓	✓

U-SHAPED DRAWER ON SELECT BATH BASE CABINETS

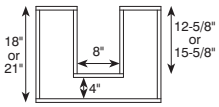

IH/RH availability charts starting on page G•40.
IW/RW availability charts starting on page G•46.

BATH WALL HUNG SINK DRAWER BASE, 21″ HIGH, 21″ DEEP

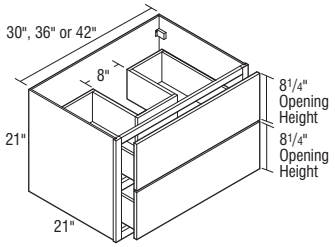

	Cubic Feet	1	2	3	4	5	6	7
BCWHDB3021	9.5	2117	2227	2304	2427	2557	2794	3031
BCWHDB3621	11.3	2216	2332	2413	2543	2680	2926	3172
BCWHDB4221	13.1	2312	2432	2517	2651	2794	3051	3308

- Top drawer is U-shaped.
- Flush Finished Ends standard.
- Increased Depth to 24″ is available.
- Wall hanging hardware included.
- Sink bowl clearance to top of drawer box is 5 13/16″.
- Touch-up kit (TUK) and Owner's Guide included.
- Unit comes with an attached top for stability and a hole for the sink must be cut in the field.
- Unit must be securely fastened with sufficient type, quantity, and size of screws to all available wall studs and internal structural wall blocking placed between wall studs.
- Do not exceed loading of 25 lbs. / SF for countertop and sink.
- Do not exceed loading of 15 lbs. / SF for contents on shelves and/or in drawers.
- Avoid use of concrete or other heavy masonry countertops.
- Installation to be performed by qualified professionals only.
- Securing the end panels and face frame to the structural members available is recommended during installation. When ID is specified, the cabinet MUST be fastened to adjacent cabinets or to structural members on each side in addition to the back installation instructions.

Door & Drawer Options

CC	CG	GAMD	HC	IFHG	MC	MD	MFO	PRMD	SGLPN	SHMD	SPLITDR	SPLITDRWS	TCG	TCP

End Panel Options

AUTH	CSFPE	EXBK	EXDN	FFD	FL/FR	FPE	INTGE	IPE
✓	✓						✓	✓

Custom Modification Options

ADD_SHLF	ADDTK	ADRW	BVR	CBO	CCO	CFNTO	CFP	CFRMO	CLIP	CMAT	CND	CSDGBK	DRWTK	EX	EX_OL	FD	FLUT[1]	FTK	ID	IH	INVFRM	IW
				✓	✓	✓	✓	✓	✓			✓		✓	✓		✓		✓			

MIP	OBRB	PFINBTMB	RD	REC	RECTK	RECTK_6	RECTKFRT6	RH	ROSFLUT	RT	SBCADDY	SBCADDYSM	SCPDRW	TBN	TD	TKP	TVR	UDBX	URT	VLSO	VTK	VWB	WS	WTR
✓									✓									✓					✓	✓

[1] Not available with 6″ fluting.

BATH WALL HUNG SINK DRAWER BASE, 24″ HIGH, 21″ DEEP

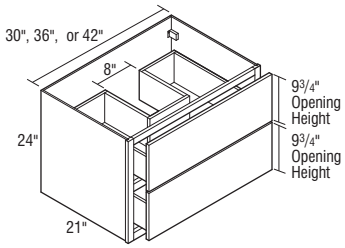

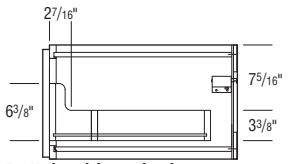

Top U-shaped drawer box has cascading side drawer feature.

BCWHDB3024	10.9	2184	2298	2378	2505	2641	2883	3125
BCWHDB3624	12.9	2282	2402	2483	2618	2760	3014	3268
BCWHDB4224	14.8	2381	2505	2591	2731	2878	3143	3408

- Top drawer is U-shaped.
- Flush Finished Ends standard.
- Increased Depth to 24″ is available.
- Wall hanging hardware included.
- Sink bowl clearance to top of drawer box is 7 5/16″.
- Touch-up kit (TUK) and Owner's Guide included.
- Unit comes with an attached top for stability and a hole for the sink must be cut in the field.
- Unit must be securely fastened with sufficient type, quantity, and size of screws to all available wall studs and internal structural wall blocking placed between wall studs.
- Do not exceed loading of 25 lbs. / SF for countertop and sink.
- Do not exceed loading of 15 lbs. / SF for contents on shelves and/or in drawers.
- Avoid use of concrete or other heavy masonry countertops.
- Installation to be performed by qualified professionals only.
- Securing the end panels and face frame to the structural members available is recommended during installation. When ID is specified, the cabinet MUST be fastened to adjacent cabinets or to structural members on each side in addition to the back installation instructions.

Door & Drawer Options

CC	CG	GAMD	HC	IFHG	MC	MD	MFO	PRMD	SGLPN	SHMD	SPLITDR	SPLITDRWS	TCG	TCP

End Panel Options

AUTH	CSFPE	EXBK	EXDN	FFD	FL/FR	FPE	INTGE	IPE
✓	✓						✓	✓

Custom Modification Options

ADD_SHLF	ADDTK	ADRW	BVR	CBO	CCO	CFNTO	CFP	CFRMO	CLIP	CMAT	CND	CSDGBK	DRWTK	EX	EX_OL	FD	FLUT	FTK	ID	IH	INVFRM	IW
				✓	✓	✓	✓	✓	✓			✓		✓	✓		✓		✓			

MIP	OBRB	PFINBTMB	RD	REC	RECTK	RECTK_6	RECTKFRT6	RH	ROSFLUT	RT	SBCADDY	SBCADDYSM	SCPDRW	TBN	TD	TKP	TVR	UDBX	URT	VLSO	VTK	VWB	WS	WTR
✓									✓									✓					✓	✓

U-SHAPED DRAWER ON SELECT BATH BASE CABINETS

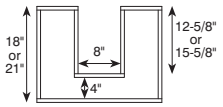

BATH WALL HUNG SINK with GROOMING PULL-OUT, 24″ HIGH, 21″ DEEP

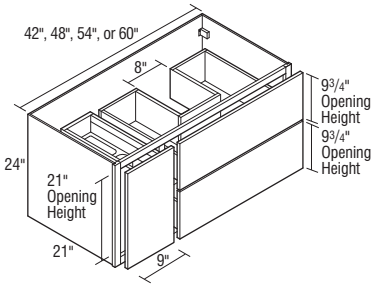

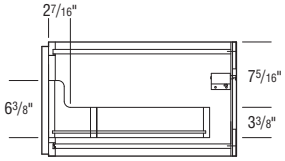

Top U-shaped drawer box has cascading side drawer feature.

	Cubic Feet	1	2	3	4	5	6	7
BCWHDBPO42D L or R	15.0	2724	2868	2966	3125	3297	3598	3899
BCWHDBPO48D L or R	17.1	2877	3026	3132	3299	3480	3798	4116
BCWHDBPO54D L or R	19.2	3029	3188	3299	3475	3665	3998	4331
BCWHDBPO60D L or R	21.2	3183	3348	3465	3647	3847	4199	4551

- Touch-up kit (TUK) and Owner's Guide included.
- Top drawer is U-shaped.
- Pull-out features two stainless steel bins, one round and one rectangular.
- Pull-out opening width remains a constant 9″.
- Increased Depth to 24″ is available.
- Flush Finished Ends standard.
- Wall hanging hardware included.
- Sink bowl clearance to top of drawer box is 7 5/16″.
- Pull-out features Smart Stop.
- Unit must be securely fastened with sufficient type, quantity, and size of screws to all available wall studs and internal structural wall blocking placed between wall studs.
- Do not exceed loading of 25 lbs. / SF for countertop and sink.
- Do not exceed loading of 15 lbs. / SF for contents on shelves and/or in drawers.
- Avoid use of concrete or other heavy masonry countertops.
- Installation to be performed by qualified professionals only.
- Securing the end panels and face frame to the structural members available is recommended during installation. When ID is specified, the cabinet MUST be fastened to adjacent cabinets or to structural members on each side in addition to the back installation instructions.

Door & Drawer Options

CC	CG	GAMD	HC	IFHG	MC	MD	MFO	PRMD	SGLPN	SHMD	SPLITDR	SPLITDRWS	TCG	TCP

End Panel Options

AUTH	CSFPE	EXBK	EXDN	FFD	FL/FR	FPE	INTGE	IPE
✓	✓						✓	✓

Custom Modification Options

ADD_SHLF	ADDTK	ADRW	BVR	CBO	CCO	CFNTO	CFP	CFRMO	CLIP	CMAT	CND	CSDGBK	DRWTK	EX	EX_OL	FD	FLUT	FTK	ID	IH	INVFRM	IW
				✓	✓	✓		✓				✓		✓	✓		✓		✓			

MIP	OBRB	PFINBTMB	RD	REC	RECTK	RECTK_6	RECTKFRT6	RH	ROSFLUT	RT	SBCADDY	SBCADDYSM	SCPDRW	TBN	TD	TKP	TVR	UDBX	URT	VLSO	VTK	VWB	WS	WTR
✓									✓									✓					✓	✓

U-SHAPED DRAWER ON SELECT BATH BASE CABINETS

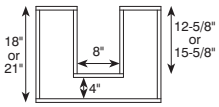

IH/RH availability charts starting on page G•40.
IW/RW availability charts starting on page G•46.

BATH DRAWER SINK BASE, 30″ HIGH, 21″ DEEP

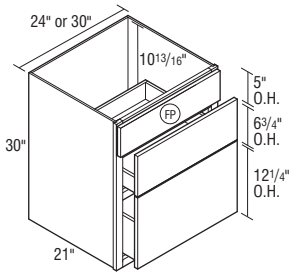

FP **False Panel**

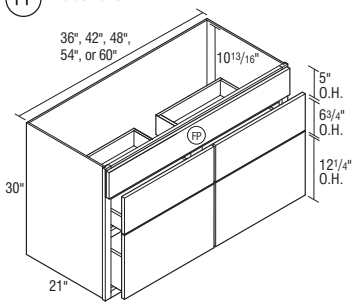

FP **False Panel**

	Cubic Feet	1	2	3	4	5	6	7
BCDB24	10.8	1468	1545	1597	1684	1776	1938	2100
BCDB30	13.3	1649	1734	1796	1890	1992	2178	2364
BCDB36	15.9	1989	2094	2166	2281	2406	2625	2844
BCDB42	18.4	2280	2397	2481	2614	2756	3012	3268
BCDB48	20.9	2571	2705	2796	2948	3108	3393	3678
BCDB54	23.5	2860	3009	3113	3279	3458	3776	4094
BCDB60	26.0	3150	3314	3429	3612	3811	4160	4509

Notes below apply to all products in section above:

- Top drawer is a false front.
- Finished Ends standard.
- Sink bowl clearance to top of drawer box is 10 13/16″.
- Touch-up kit (TUK) and Owner's Guide included.
- Blocking for use with legs pre-installed.
- See page P•67 for optional legs.
- U-shaped drawers are not utilized in this cabinet.

Door & Drawer Options

CC	CG	GAMD	HC	IFHG	MC	MD	MFO	PRMD	SGLPN	SHMD	SPLITDR	SPLITDRWS	TCG	TCP

End Panel Options

AUTH	CSFPE	EXBK	EXDN	FFD	FL/FR	FPE	INTGE	IPE
✓	✓	✓		✓		✓	✓	✓

Custom Modification Options

ADD_SHLF	ADDTK	ADRW	BVR	CBO	CCO	CFNTO	CFP	CFRMO	CLIP	CMAT	CND	CSDGBK	DRWTK	EX	EX_OL	FD	FLUT	FTK	ID	IH	INVFRM	IW
	✓			✓	✓	✓		✓	✓			✓		✓	✓		✓	✓	✓			

MIP	OBRB	PFINBTMB	RD	REC	RECTK	RECTK_6	RECTKFRT6	RH	ROSFLUT	RT	SBCADDY	SBCADDYSM	SCPDRW	TBN	TD	TKP	TVR	UDBX	URT	VLSO	VTK	VWB	WS	WTR
✓	✓		✓						✓														✓	✓

BATH TWO DRAWER SINK BASE, 30″ HIGH, 21″ DEEP

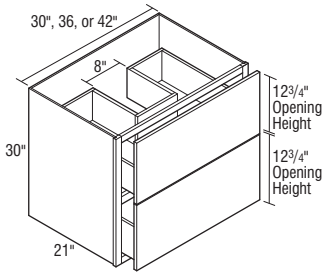

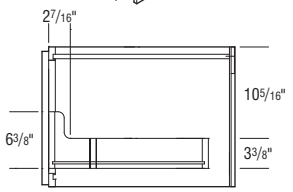

Top U-shaped drawer box has cascading side drawer feature.

BC2DB30	12.4	1468	1545	1597	1684	1776	1938	2100
BC2DB36	14.8	1809	1901	1969	2073	2187	2387	2587
BC2DB42	17.1	2098	2208	2284	2406	2538	2772	3006

- Top drawer is U-shaped.
- Finished Ends standard.
- No toekick standard.
- Increased depth to 24″ is available.
- Sink bowl clearance to top of drawer box is 10 5/16″.
- Touch-up kit (TUK) and Owner's Guide included.
- Blocking for use with legs pre-installed.
- See page P•67 for optional legs.

Door & Drawer Options

CC	CG	GAMD	HC	IFHG	MC	MD	MFO	PRMD	SGLPN	SHMD	SPLITDR	SPLITDRWS	TCG	TCP

End Panel Options

AUTH	CSFPE	EXBK	EXDN	FFD	FL/FR	FPE	INTGE	IPE
✓	✓	✓		✓			✓	✓

Custom Modification Options

ADD_SHLF	ADDTK	ADRW	BVR	CBO	CCO	CFNTO	CFP	CFRMO	CLIP	CMAT	CND	CSDGBK	DRWTK	EX	EX_OL	FD	FLUT	FTK	ID	IH	INVFRM	IW
	✓			✓	✓	✓	✓	✓	✓			✓		✓	✓		✓	✓	✓			

MIP	OBRB	PFINBTMB	RD	REC	RECTK	RECTK_6	RECTKFRT6	RH	ROSFLUT	RT	SBCADDY	SBCADDYSM	SCPDRW	TBN	TD	TKP	TVR	UDBX	URT	VLSO	VTK	VWB	WS	WTR
✓	✓								✓														✓	✓

U-SHAPED DRAWER ON SELECT BATH BASE CABINETS

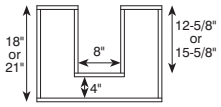

BATH DRAWER SINK VANITY, 15 1/2″ HIGH, 21″ DEEP

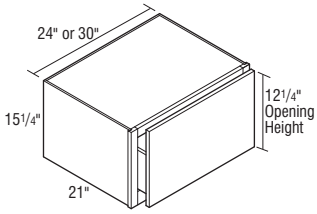

	Cubic Feet	1	2	3	4	5	6	7
BCDRW24	5.5	1577	1659	1717	1808	1906	2079	2252
BCDRW30	6.8	1685	1775	1833	1930	2038	2224	2410

- Finished Ends standard.
- No toekick standard.
- Blocking for use with legs pre-installed.
- See page P•67 for optional legs.

Door & Drawer Options

CC	CG	GAMD	HC	IFHG	MC	MD	MFO	PRMD	SGLPN	SHMD	SPLITDR	SPLITDRWS	TCG	TCP

End Panel Options

AUTH	CSFPE	EXBK	EXDN	FFD	FL/FR	FPE	INTGE	IPE
✓	✓	✓				✓		✓

Custom Modification Options

ADD_SHLF	ADDTK	ADRW	BVR	CBO	CCO	CFNTO	CFP	CFRMO	CLIP	CMAT	CND	CSDGBK	DRWTK	EX	EX_OL	FD	FLUT	FTK	ID	IH	INVFRM	IW
	✓			✓	✓	✓		✓	✓			✓		✓	✓		✓	✓	✓			

MIP	OBRB	PFINBTMB	RD	REC	RECTK	RECTK_6	RECTKFRT6	RH	ROSFLUT	RT	SBCADDY	SBCADDYSM	SCPDRW	TBN	TD	TKP	TVR	UDBX	URT	VLSO	VTK	VWB	WS	WTR
✓	✓		✓						✓														✓	✓

BATH DRAWER SINK VANITY PLATFORM

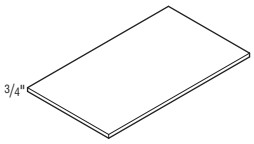

BCPLATFORM	—	64	64	64	64	64	64	64

- Specify depth and length.
- 3/4″ thick.
- Front, left, and right edges banded.
- Priced per square-foot.

Modifications Are Not Available

BATH DROP TRAY SINK BASE, 30″ HIGH, 21″ DEEP

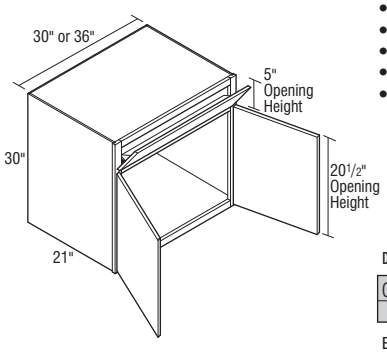

BCBDT30NTK	9.9	1875	1974	2041	2151	2270	2476	2682
BCBDT36NTK	11.8	1974	2075	2147	2263	2385	2604	2823

- No shelf included.
- Finished Ends standard.
- Blocking for use with legs pre-installed.
- See page P•67 for optional legs.
- One drawer front with one 1 11/16″ deep stainless steel Tilt-out Tray attached.

Door & Drawer Options

CC	CG	GAMD	HC	IFHG	MC	MD	MFO	PRMD	SGLPN	SHMD	SPLITDR	SPLITDRWS	TCG	TCP
	✓	✓		✓		✓		✓		✓				

End Panel Options

AUTH	CSFPE	EXBK	EXDN	FFD	FL/FR	FPE	INTGE	IPE
✓	✓	✓		✓		✓	✓	✓

Custom Modification Options

ADD_SHLF	ADDTK	ADRW	BVR	CBO	CCO	CFNTO	CFP	CFRMO	CLIP	CMAT	CND	CSDGBK	DRWTK	EX	EX_OL	FD	FLUT	FTK	ID	IH	INVFRM	IW
				✓	✓	✓	✓	✓	✓		✓	✓		✓	✓		✓		✓			

MIP	OBRB	PFINBTMB	RD	REC	RECTK	RECTK_6	RECTKFRT6	RH	ROSFLUT	RT	SBCADDY	SBCADDYSM	SCPDRW	TBN	TD	TKP	TVR	UDBX	URT	VLSO	VTK	VWB	WS	WTR
✓			✓						✓		✓	✓											✓	✓

IH/RH availability charts starting on page G•40.
IW/RW availability charts starting on page G•46.

BATH STORAGE TOWER, 49 1/2″, 55 1/2″, or 61 1/2″ HIGH, 21″ DEEP

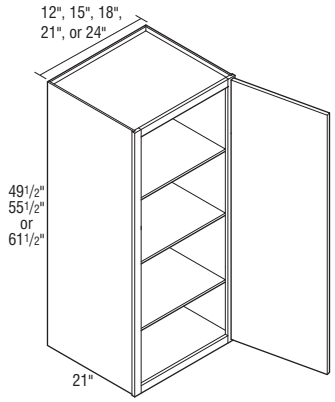

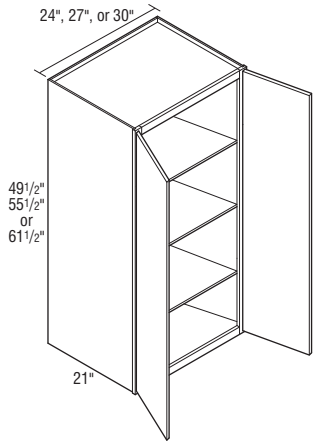

	Cubic Feet	1	2	3	4	5	6	7
BCST1249.5 L or R	9.1	1850	1948	2015	2123	2238	2443	2648
BCST1549.5 L or R	11.2	1927	2029	2098	2209	2330	2545	2760
BCST1849.5 L or R	13.2	1992	2098	2172	2286	2413	2634	2855
BCST2149.5 L or R	15.2	2071	2180	2252	2375	2505	2734	2963
BCST2449.5 L or R	17.3	2136	2248	2328	2450	2584	2823	3062
BCST2449.5	17.3	2429	2554	2642	2784	2935	3205	3475
BCST2749.5	19.3	2988	3142	3252	3425	3613	3943	4273
BCST3049.5	21.3	3168	3334	3448	3635	3832	4184	4536
• Three adjustable shelves								
BCST1255.5 L or R	10.2	2032	2138	2213	2329	2457	2682	2907
BCST1555.5 L or R	12.5	2107	2220	2295	2418	2550	2784	3018
BCST1855.5 L or R	14.7	2176	2289	2367	2494	2630	2871	3112
BCST2155.5 L or R	17.0	2250	2372	2450	2581	2723	2974	3225
BCST2455.5 L or R	19.3	2318	2441	2523	2658	2806	3064	3322
BCST2455.5	19.3	2608	2746	2841	2990	3155	3445	3735
BCST2755.5	21.5	3168	3334	3448	3635	3832	4184	4536
BCST3055.5	23.8	3349	3525	3646	3841	4052	4424	4796
BCST1261.5 L or R	11.3	2178	2292	2369	2495	2634	2875	3116
BCST1561.5 L or R	13.8	2436	2562	2651	2790	2946	3214	3482
BCST1861.5 L or R	16.3	2503	2634	2723	2869	3024	3303	3582
BCST2161.5 L or R	18.8	2579	2714	2807	2956	3120	3402	3684
BCST2461.5 L or R	21.3	2646	2784	2878	3034	3199	3492	3785
BCST2461.5	21.3	2934	3089	3194	3366	3549	3875	4201
BCST2761.5	23.8	3496	3678	3805	4010	4227	4614	5001
BCST3061.5	26.3	3676	3869	4000	4216	4445	4854	5263

• Four adjustable shelves.

Notes below apply to all products in section above:
- No toekick standard.
- Finished Ends standard.
- Glass shelf kit available, see page S•7.
- Legs sold separately, see page P•67 for options.
- Cabinets use standard wall cabinet construction. Additional materials may be required for field installation if top of cabinet will be visible.
- Blocking for use with legs pre-installed.

Door & Drawer Options

CC	CG	GAMD	HC	IFHG	MC	MD	MFO	PRMD	SGLPN	SHMD	SPLITDR[1]	SPLITDRWS	TCG[2]	TCP[2]
	✓	✓		✓			✓				✓		✓	✓

End Panel Options

AUTH	CSFPE	EXBK	EXDN	FFD	FL/FR	FPE	INTGE	IPE
✓	✓	✓	✓	✓		✓	✓	✓

Custom Modification Options

ADD_SHLF	ADDTK	ADRW	BVR	CBO	CCO	CFNTO	CFP	CFRMO	CLIP	CMAT	CND	CSDGBK	DRWTK	EX	EX_OL	FD	FLUT[3]	FTK	ID	IH	INVFRM	IW
	✓			✓	✓	✓		✓			✓	✓		✓	✓		✓	✓	✓			

MIP	OBRB	PFINBTMB	RD	REC	RECTK	RECTK_6	RECTKFRT6	RH	ROSFLUT	RT	SBCADDY	SBCADDYSM	SCPDRW	TBN	TD	TKP	TVR[4]	UDBX	URT	VLSO	VTK	VWB	WS	WTR
✓	✓		✓						✓	✓							✓						✓	✓

[1] Only available on 24″ (2 doors)-30″ wide.
[2] Only available on 24″ (2 doors wide) wide except not available on 61 1/2″ high.
[3] Not available with 6″ fluting.
[4] Only available on TVRVV.

BATH STORAGE TOWER SINGLE DRAWER, 49 1/2″, 55 1/2″, or 61 1/2″ HIGH, 21″ DEEP

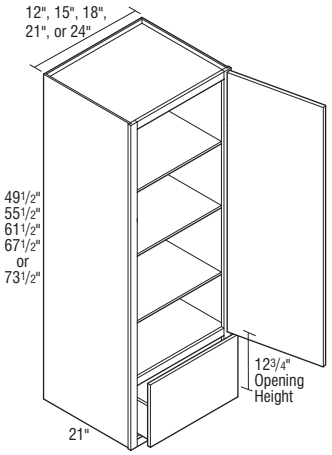

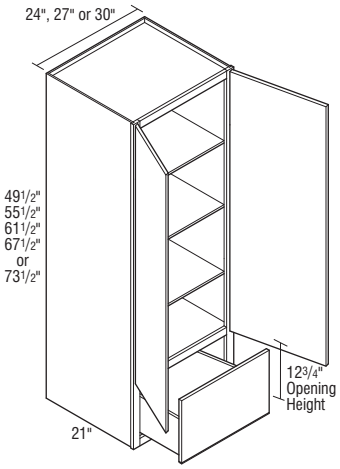

	Cubic Feet	1	2	3	4	5	6	7
BCSTDRW1249.5 L or R	9.1	1958	2061	2132	2246	2369	2586	2803
BCSTDRW1549.5 L or R	11.2	2037	2144	2216	2335	2463	2688	2913
BCSTDRW1849.5 L or R	13.2	2101	2213	2289	2413	2544	2778	3012
BCSTDRW2149.5 L or R	15.2	2180	2294	2374	2500	2637	2877	3117
BCSTDRW2449.5 L or R	17.3	2246	2364	2446	2577	2717	2966	3215
• Two adjustable shelves.								
BCSTDRW2449.5	17.3	2537	2670	2760	2909	3069	3348	3627
BCSTDRW2749.5	19.3	3097	3258	3371	3549	3744	4086	4428
BCSTDRW3049.5	21.3	3277	3448	3568	3758	3964	4327	4690
• Two adjustable shelves.								
BCSTDRW1255.5 L or R	10.2	2139	2250	2330	2453	2589	2825	3061
BCSTDRW1555.5 L or R	12.5	2216	2333	2414	2541	2682	2927	3172
BCSTDRW1855.5 L or R	14.7	2284	2404	2486	2619	2761	3016	3271
BCSTDRW2155.5 L or R	17.0	2362	2483	2571	2708	2854	3116	3378
BCSTDRW2455.5 L or R	19.3	2429	2554	2642	2784	2935	3205	3475
• Three adjustable shelves.								
BCSTDRW2455.5	19.3	2718	2860	2959	3116	3286	3587	3888
BCSTDRW2755.5	21.5	3277	3448	3568	3758	3964	4327	4690
BCSTDRW3055.5	23.8	3458	3640	3765	3966	4184	4568	4952
• Three adjustable shelves.								
BCSTDRW1261.5 L or R	11.3	2286	2406	2488	2620	2763	3018	3273
BCSTDRW1561.5 L or R	13.8	2544	2677	2769	2919	3076	3359	3642
BCSTDRW1861.5 L or R	16.3	2611	2748	2842	2991	3157	3446	3735
BCSTDRW2161.5 L or R	18.8	2687	2828	2925	3081	3248	3548	3848
BCSTDRW2461.5 L or R	21.3	2754	2898	2997	3159	3332	3636	3940
• Three adjustable shelves.								
BCSTDRW2461.5	21.3	3043	3203	3313	3490	3681	4018	4355
BCSTDRW2761.5	23.8	3605	3792	3925	4132	4359	4758	5157
BCSTDRW3061.5	26.3	3784	3983	4119	4340	4577	4997	5417
• Three adjustable shelves.								

Notes below apply to all products in section above:
- Finished Ends standard.
- No toekick standard.
- Glass shelf kit available, see page S•7.
- Legs sold separately; see page P•67 for options.
- Cabinets use standard wall cabinet construction. Additional materials may be required for field installation if top of cabinet will be visible.
- Blocking for use with legs pre-installed.

Door & Drawer Options

CC	CG	GAMD	HC	IFHG	MC	MD	MFO	PRMD	SGLPN	SHMD	SPLITDR	SPLITDRWS	TCG	TCP
	✓	✓		✓		✓	✓	✓						

End Panel Options

AUTH	CSFPE	EXBK	EXDN	FFD	FL/FR	FPE	INTGE	IPE
✓	✓	✓		✓		✓	✓	✓

Custom Modification Options

ADD_SHLF	ADDTK	ADRW	BVR	CBO	CCO	CFNTO	CFP	CFRMO	CLIP[1]	CMAT	CND	CSDGBK	DRWTK	EX	EX_OL	FD	FLUT[2]	FTK	ID	IH	INVFRM	IW
	✓			✓	✓	✓		✓	✓		✓	✓		✓	✓		✓	✓	✓			

MIP	OBRB	PFINBTMB	RD	REC	RECTK	RECTK_6	RECTKFRT6	RH	ROSFLUT	RT	SBCADDY	SBCADDYSM	SCPDRW	TBN	TD	TKP	TVR[3]	UDBX	URT	VLSO	VTK	VWB	WS	WTR
✓	✓		✓						✓	✓							✓						✓	✓

[1] Not available on 12″ wide.
[2] Not available with 6″ fluting.
[3] TVRAV and style B-L not available on 12″ wide.

IH/RH availability charts starting on page G•40.
IW/RW availability charts starting on page G•46.

BATH STORAGE TOWER SINGLE DRAWER, 67 1/2″ or 73 1/2″ HIGH, 21″ DEEP

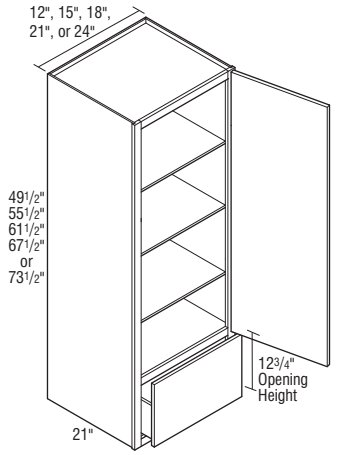

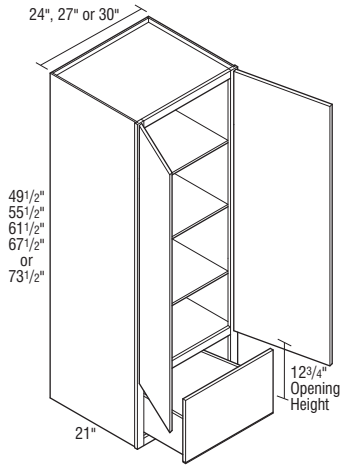

	Cubic Feet	1	2	3	4	5	6	7
BCSTDRW1267.5 L or R	12.3	2393	2520	2607	2746	2894	3161	3428
BCSTDRW1567.5 L or R	15.0	2652	2790	2888	3041	3210	3503	3796
BCSTDRW1867.5 L or R	17.8	2720	2862	2960	3120	3287	3588	3889
BCSTDRW2167.5 L or R	20.5	2795	2943	3043	3205	3380	3692	4004
BCSTDRW2467.5 L or R	23.2	2863	3014	3116	3281	3464	3779	4094
• Four adjustable shelves.								
BCSTDRW2467.5	23.2	3153	3316	3431	3614	3813	4163	4513
BCSTDRW2767.5	26.0	3713	3908	4042	4258	4489	4903	5317
BCSTDRW3067.5	28.7	3895	4098	4238	4464	4709	5139	5569
• Four adjustable shelves.								
BCSTDRW1273.5 L or R	13.4	2504	2635	2724	2870	3025	3304	3583
BCSTDRW1573.5 L or R	16.3	2760	2904	3006	3166	3339	3645	3951
BCSTDRW1873.5 L or R	19.3	2828	2978	3077	3242	3419	3732	4045
BCSTDRW2173.5 L or R	22.3	2904	3056	3163	3332	3513	3836	4159
BCSTDRW2473.5 L or R	25.2	2972	3127	3235	3408	3594	3925	4256
• Four adjustable shelves.								
BCSTDRW2473.5	25.2	3263	3434	3549	3741	3943	4307	4671
BCSTDRW2773.5	28.2	3821	4021	4161	4381	4621	5046	5471
BCSTDRW3073.5	31.2	4000	4212	4358	4589	4842	5285	5728
• Four adjustable shelves.								

Notes below apply to all products in section above:
- Finished Ends standard.
- No toekick standard.
- Glass shelf kit available, see page S•7.
- Legs sold separately; see page P•67 for options.
- Cabinets use standard wall cabinet construction. Additional materials may be required for field installation if top of cabinet will be visible.
- Blocking for use with legs pre-installed.

Door & Drawer Options

CC	CG	GAMD	HC	IFHG	MC	MD[1]	MFO	PRMD	SGLPN	SHMD	SPLITDR	SPLITDRWS	TCG	TCP
	✓			✓		✓	✓							

End Panel Options

AUTH	CSFPE	EXBK	EXDN	FFD	FL/FR	FPE	INTGE	IPE
✓	✓	✓		✓		✓	✓	✓

Custom Modification Options

ADD_SHLF	ADDTK	ADRW	BVR	CBO	CCO	CFNTO	CFP	CFRMO	CLIP[2]	CMAT	CND	CSDGBK	DRWTK	EX	EX_OL	FD	FLUT[3]	FTK	ID	IH	INVFRM	IW
	✓			✓	✓	✓		✓	✓		✓	✓		✓	✓		✓	✓	✓			

MIP	OBRB	PFINBTMB	RD	REC	RECTK	RECTK_6	RECTKFRT6	RH	ROSFLUT	RT	SBCADDY	SBCADDYSM	SCPDRW	TBN	TD	TKP	TVR[4]	UDBX	URT	VLSO	VTK	VWB	WS	WTR
✓	✓		✓						✓	✓							✓						✓	✓

[1] Only available on 12″-21″ wide on the 67 1/2″ high.
[2] Not available on 12″ wide.
[3] Not available with 6″ fluting.
[4] TVRAV and style B-L not available on 12″ wide.

BATH STORAGE TOWER DOUBLE DRAWER, 79 1/2″, 85 1/2″, or 91 1/2″ HIGH, 21″ DEEP

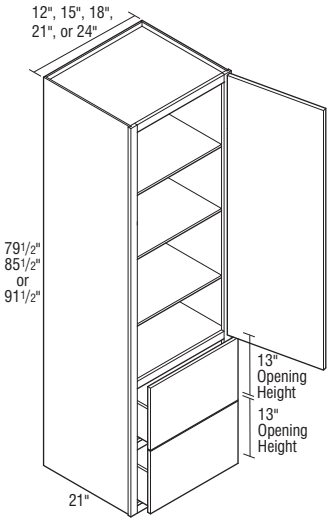

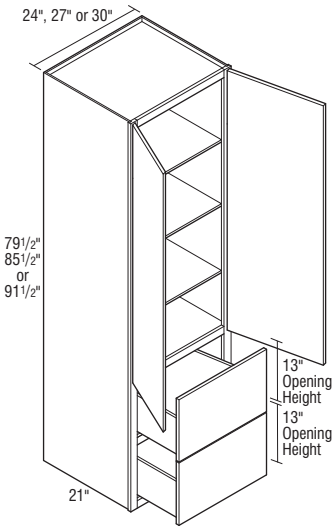

	Cubic Feet	1	2	3	4	5	6	7
BCSTDRW1279.5 L or R	14.4	2612	2749	2843	2994	3159	3447	3735
BCSTDRW1579.5 L or R	17.6	2870	3020	3125	3291	3471	3788	4105
BCSTDRW1879.5 L or R	20.8	2935	3091	3196	3368	3550	3876	4202
BCSTDRW2179.5 L or R	24.0	3014	3171	3280	3453	3644	3979	4314
BCSTDRW2479.5 L or R	27.2	3080	3241	3351	3533	3726	4068	4410
BCSTDRW2479.5	27.2	3371	3545	3670	3865	4075	4450	4825
BCSTDRW2779.5	30.4	3930	4136	4278	4506	4753	5190	5627
BCSTDRW3079.5	33.6	4110	4327	4474	4714	4972	5428	5884
BCSTDRW1285.5 L or R	15.5	2721	2863	2961	3121	3290	3590	3890
BCSTDRW1585.5 L or R	18.9	2980	3134	3242	3416	3602	3932	4262
BCSTDRW1885.5 L or R	22.3	3046	3205	3314	3492	3682	4021	4360
BCSTDRW2185.5 L or R	25.8	3123	3283	3399	3581	3776	4120	4464
BCSTDRW2485.5 L or R	29.2	3189	3357	3471	3656	3857	4210	4563
BCSTDRW2485.5	29.2	3479	3661	3787	3988	4206	4592	4978
BCSTDRW2785.5	32.7	4039	4251	4397	4632	4883	5331	5779
BCSTDRW3085.5	36.1	4221	4440	4594	4838	5105	5571	6037
BCSTDRW1291.5 L or R	16.5	2830	2979	3080	3243	3420	3736	4052
BCSTDRW1591.5 L or R	20.2	3086	3248	3362	3541	3735	4075	4415
BCSTDRW1891.5 L or R	23.9	3154	3319	3434	3616	3815	4165	4515
BCSTDRW2191.5 L or R	27.5	3230	3400	3516	3705	3908	4264	4620
BCSTDRW2491.5 L or R	31.2	3299	3470	3588	3782	3988	4355	4722
BCSTDRW2491.5	31.2	3587	3776	3907	4114	4338	4736	5134
BCSTDRW2791.5	34.9	4147	4366	4514	4757	5017	5474	5931
BCSTDRW3091.5	38.6	4329	4557	4712	4964	5234	5715	6196

- Four adjustable shelves.
- Finished Ends standard.
- No toekick standard.
- Glass shelf kit available, see page S•7.
- Legs sold separately; see page P•67 for options.
- Cabinets use standard wall cabinet construction. Additional materials may be required for field installation if top of cabinet will be visible.
- Blocking for use with legs pre-installed.

Door & Drawer Options

CC	CG	GAMD	HC	IFHG	MC	MD	MFO	PRMD	SGLPN	SHMD	SPLITDR	SPLITDRWS	TCG	TCP
	✓			✓			✓							

End Panel Options

AUTH	CSFPE	EXBK	EXDN	FFD	FL/FR	FPE	INTGE	IPE
✓	✓	✓		✓		✓	✓	✓

Custom Modification Options

ADD_SHLF	ADDTK	ADRW	BVR	CBO	CCO	CFNTO	CFP	CFRMO	CLIP[1]	CMAT	CND	CSDGBK	DRWTK	EX	EX_OL	FD	FLUT[2]	FTK	ID	IH	INVFRM	IW
	✓			✓	✓	✓		✓	✓		✓	✓		✓	✓		✓	✓	✓			

MIP	OBRB	PFINBTMB	RD	REC	RECTK	RECTK_6	RECTKFRT6	RH	ROSFLUT[3]	RT	SBCADDY	SBCADDYSM	SCPDRW	TBN	TD	TKP	TVR[4]	UDBX	URT	VLSO	VTK	VWB	WS	WTR
✓	✓		✓						✓	✓							✓						✓	✓

[1] Not available on 12″ wide.
[2] Not available with 3091.5 version or with 6″ fluting.
[3] Not available with 3091.5 version.
[4] TVRAV and style B-L not available on 12″ wide.

IH/RH availability charts starting on page G•40.
IW/RW availability charts starting on page G•46.

BATH TANK TOPPER OPEN SHELF, 30″ or 36″ HIGH, 8″ DEEP

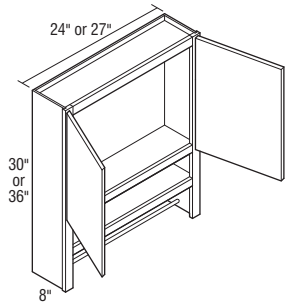

	Cubic Feet	1	2	3	4	5	6	7
BCTTOS2430	4.6	1751	1844	1906	2008	2121	2313	2505
BCTTOS2436	5.4	1875	1974	2041	2151	2270	2476	2682
BCTTOS2730	5.1	1826	1921	1986	2093	2207	2409	2611
BCTTOS2736	6.0	1925	2027	2096	2208	2329	2541	2753

- Includes one shelf.
- Flush Panel Ends standard.
- Matching Interior standard.
- Wooden Towel Bar standard. Option to select Nickel, see modification TBN for more information.

Door & Drawer Options

CC	CG	GAMD	HC	IFHG	MC	MD	MFO	PRMD	SGLPN	SHMD	SPLITDR	SPLITDRWS	TCG	TCP
	✓			✓			✓							

End Panel Options

AUTH	CSFPE	EXBK	EXDN	FFD	FL/FR	FPE	INTGE	IPE
		✓	✓		✓			

Custom Modification Options

ADD_SHLF	ADDTK	ADRW	BVR	CBO	CCO	CFNTO	CFP	CFRMO	CLIP	CMAT	CND	CSDGBK	DRWTK	EX	EX_OL	FD	FLUT	FTK	ID	IH	INVFRM	IW
				✓	✓	✓		✓				✓		✓	✓							

MIP	OBRB	PFINBTMB	RD	REC	RECTK	RECTK_6	RECTKFRT6	RH	ROSFLUT	RT	SBCADDY	SBCADDYSM	SCPDRW	TBN	TD	TKP	TVR	UDBX	URT	VLSO	VTK	VWB	WS	WTR
✓														✓									✓	✓

BATH TANK TOPPER, 30″ or 36″ HIGH, 8″ DEEP

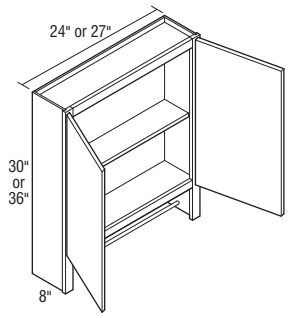

	Cubic Feet	1	2	3	4	5	6	7
BCTT2430	4.6	1896	1997	2065	2176	2294	2505	2716
BCTT2436	5.4	2020	2127	2198	2316	2443	2669	2895
BCTT2730	5.1	1972	2072	2145	2258	2383	2601	2819
BCTT2736	6.0	2042	2149	2223	2340	2471	2694	2917

- Two adjustable shelves.
- Flush Panel Ends standard.
- Matching Interior standard.
- Wooden Towel Bar standard. Option to select Nickel Aluminum, see modification TBN for more information.

Door & Drawer Options

CC	CG	GAMD	HC	IFHG	MC	MD	MFO	PRMD	SGLPN	SHMD	SPLITDR	SPLITDRWS	TCG	TCP
				✓										

End Panel Options

AUTH	CSFPE	EXBK	EXDN	FFD	FL/FR	FPE	INTGE	IPE
		✓	✓		✓			

Custom Modification Options

ADD_SHLF	ADDTK	ADRW	BVR	CBO	CCO	CFNTO	CFP	CFRMO	CLIP	CMAT	CND	CSDGBK	DRWTK	EX	EX_OL	FD	FLUT	FTK	ID	IH	INVFRM	IW
				✓	✓	✓		✓				✓		✓	✓							

MIP	OBRB	PFINBTMB	RD	REC	RECTK	RECTK_6	RECTKFRT6	RH	ROSFLUT	RT	SBCADDY	SBCADDYSM	SCPDRW	TBN	TD	TKP	TVR	UDBX	URT	VLSO	VTK	VWB	WS	WTR
✓														✓									✓	✓

BATH TANK TOPPER OPEN SHELF, 30″ or 36″ HIGH, 8″ DEEP

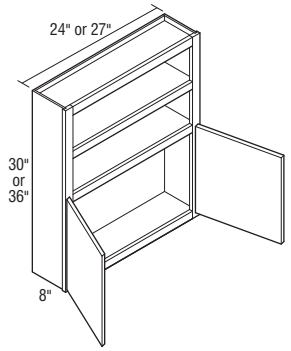

	Cubic Feet	1	2	3	4	5	6	7
BCTTOSM2430	4.6	1751	1844	1906	2008	2121	2313	2505
BCTTOSM2436	5.4	1875	1974	2041	2151	2270	2476	2682
BCTTOSM2730	5.1	1826	1921	1986	2093	2207	2409	2611
BCTTOSM2736	6.0	1925	2027	2096	2208	2329	2541	2753

- 36″ high units will include one adjustable shelf.
- Matching Interior standard.
- Flush Panel Ends standard.

Door & Drawer Options

CC	CG	GAMD	HC	IFHG	MC	MD	MFO	PRMD	SGLPN	SHMD	SPLITDR	SPLITDRWS	TCG	TCP
	✓			✓			✓							

End Panel Options

AUTH	CSFPE	EXBK	EXDN	FFD	FL/FR	FPE	INTGE	IPE
		✓	✓		✓			

Custom Modification Options

ADD_SHLF	ADDTK	ADRW	BVR	CBO	CCO	CFNTO	CFP	CFRMO	CLIP	CMAT	CND	CSDGBK	DRWTK	EX	EX_OL	FD	FLUT	FTK	ID	IH	INVFRM	IW
				✓	✓	✓		✓				✓		✓	✓				✓			

MIP	OBRB	PFINBTMB	RD	REC	RECTK	RECTK_6	RECTKFRT6	RH	ROSFLUT	RT	SBCADDY	SBCADDYSM	SCPDRW	TBN	TD	TKP	TVR	UDBX	URT	VLSO	VTK	VWB	WS	WTR
✓			✓																				✓	✓

BATH FRAMED WALL MIRROR, 3/4" DEEP

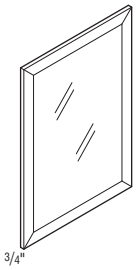

	Cubic Feet	1	2	3	4	5	6	7
BCFWM	—	240	240	240	240	240	240	240

- 1/8″ thick mirror.
- Mirror to be dropped shipped separately from mirror frame.
- Specify width x height.
- Maximum width is 60″.
- Maximum height is 60″.
- Maximum width or height is 36″ when opposite width or height exceeds 36″.
- Priced per square foot.

Modifications Are Not Available

BATH CHANNEL WALL MIRROR, 1 1/2″ DEEP

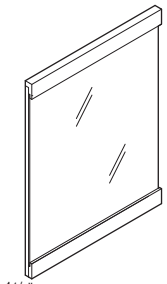

BCCWM	—	218	218	218	218	218	218	218

- 1/4″ thick mirror.
- Mirror to be dropped shipped separately from mirror frame.
- Installation instructions included.
- Specify width x height.
- Maximum width is 96″.
- Maximum height is 96″.
- Maximum width or height is 48″ when opposite width or height exceeds 48″.
- Priced per square foot.

Modifications Are Not Available

BATH MIRROR WALL PULL-OUT, 32 3/4″ HIGH, 4 1/2″ DEEP

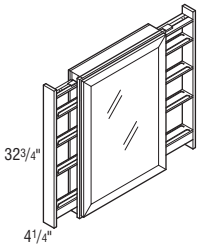

VMP2432.5	3.0	2575	2710	2802	2951	3113	3399	3685
VMP3032.5	3.7	2689	2832	2928	3083	3253	3550	3847

- Three adjustable shelves in each pull-out section.
- Installation instructions included.
- Mirror to be dropped shipped separately from mirror frame.
- Mirror frame will match door style.
- Pull-outs extend 10 3/8″ on each side. VMP2432.5 open width is 44 3/4″. VMP3032.5 open width is 50 3/4″.
- Not available with Inset and Beaded Inset.

Modifications Are Not Available

BATH HAMPER KIT, 21″ HIGH, 19 3/4″ DEEP

5 DAY EXPRESS RESPONSE

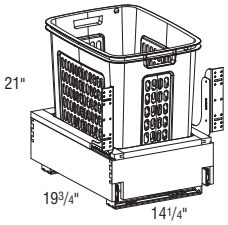

HAMPERKIT15	4.6	805	805	805	805	805	805	805

- For 18″ wide base cabinet, 15″ wide opening.
- Not available on Inset or Beaded Inset 21″ deep cabinets.
- Available for installation in 21″ or 24″ deep cabinets.

Modifications Are Not Available

IH/RH availability charts starting on page G•40.
IW/RW availability charts starting on page G•46.

BATH GROOMING PULL-OUT KIT, 20 1/2″ HIGH, 19″ DEEP

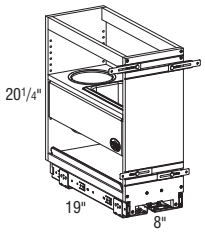

	Cubic Feet	1	2	3	4	5	6	7
GPOKIT	2.6	561	561	561	561	561	561	561

- For 12″ wide base cabinet, 9″ wide opening.
- Available for installation in 21″ or 24″ deep cabinets.
- Pull-out features two stainless steel bins, one round and one rectangular.
- Pull-out features Smart Stop.

Modifications Are Not Available

BATH FEET

FOOTMETALSQBS	0.5	293	293	293	293	293	293	293
FOOTMETALSQPS	0.5	293	293	293	293	293	293	293
FOOTMETALRDBS	0.5	293	293	293	293	293	293	293
FOOTMETALRDPS	0.5	293	293	293	293	293	293	293
FOOTMETALANGBN	0.5	293	293	293	293	293	293	293
FOOTMETALANGPC	0.5	293	293	293	293	293	293	293
FOOTMETALANGTBN	0.5	293	293	293	293	293	293	293
FOOTMETALANGTPC	0.5	293	293	293	293	293	293	293

- BN = Brushed Nickel
- BS = Brushed Stainless
- PC = Polished Chrome
- PS = Polished Stainless

Modifications Are Not Available

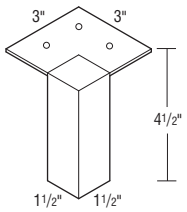

FOOTMETALSQ

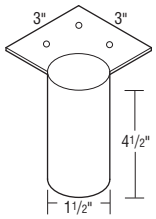

FOOTMETALRD

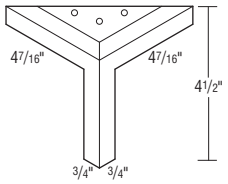

FOOTMETALANG

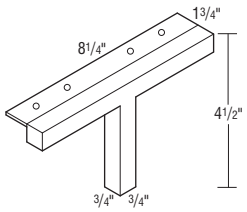

FOOTMETALANGT

Notes

Kemper Emerge Modification Option Descriptions

Your Kemper Emerge price guide contains charts with modification option codes for each applicable cabinetry product. Reference the listing below to identify the modification description.

End Panel Options

Option	Description
AUTH	Authentic Flush End
CSFPE	Car Siding Flush Panel End
FL/FR	Finished Ends
FPE	Flush Panel End
INTGE	Integral End
IPE	Inset Panel Ends

Custom Modification Options

Option	Description
BAND	Band All Edges
BND	Banding Location
BVR	Bottom Valance Rail
EX	Extended Stile
EX_OL	Extended Stile with Overlay
F.ALL	Finished All
F.FRT	Finished Edges
FLUT	Fluting
FTK	Flush Toekick
ID	Increased Depth
IH	Increased Height
IW	Increased Width
MLDG	Moulding Location
MLDG.ALL	Moulding All
NOMLDG	No Moulding
PRO	Profiled and Finished Edges
RD	Reduced Depth
RH	Reduced Height
ROSFLUT	Rose Fluting
WTCLIP	Clipped Corner Wood Tops
WTR	Wide Top Rail

FILLERS (SPECIFY STYLE and STAIN)

WALL FILLERS

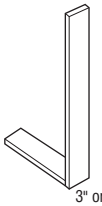

Description	Model	Height	Height w/FTK Option	Price
WALL FILLERS	**F330**	30″	34.5″	104
	F333	33″	37.5″	114
	F336	36″	40.5″	127
	F339	39″	43.5″	135
	F342	42″	46.5″	137
	F345	45″	49.5″	139
	F348	48″	52.5″	143
	F630	30″	34.5″	122
	F633	33″	37.5″	147
	F636	36″	40.5″	171
	F639	39″	43.5″	178
	F642	42″	46.5″	188
	F645	45″	49.5″	195
	F648	48″	52.5″	200

- Solid wood.
- Glazes and/or Techniques available: F, P, TW, XTW, HW, XHW.
- Increased or Reduced Heights available in 1/4″ increments from 12″ to 75″.
- Height of filler excludes toekick height of 4 1/2″, with the exception of Office fillers that have FTK standard.

Custom Modification Options

BVR	F.ALL	FLUT	FTK	IH[1]	RH	ROSFLUT	WTR
✓		✓	✓	✓	✓	✓	✓

[1] Only available on 348 and 648 versions.

BASE FILLERS

Description	Model	Height	Height w/FTK Option	Price
BASE FILLERS	**FB330**	30″	34.5″	105
	FB630	30″	34.5″	136

- Solid wood.
- If Full Height is required, a Flush Toekick must be specified.
- Glazes and/or Techniques available: F, P, TW, XTW, HW, XHW.
- Increased or Reduced Heights available in 1/4″ increments from 12″ to 48″.
- Height of filler excludes toekick height of 4 1/2″, with the exception of Office fillers that have FTK standard.

Custom Modification Options

BVR	F.ALL	FLUT	FTK	IH	RH	ROSFLUT	WTR
		✓	✓	✓	✓	✓	✓

OFFICE FILLERS

Description	Model	Height	Height w/FTK Option	Price
OFFICE FILLERS	**FO329**	29″	Included	104
	FO629	29″	Included	122

- Solid wood.
- Glazes and/or Techniques available: F, P, TW, XTW, HW, XHW.
- Height of filler excludes toekick height of 4 1/2″, with the exception of Office fillers that have FTK standard.

Custom Modification Options

BVR	F.ALL	FLUT[1]	FTK	IH	RH	ROSFLUT	WTR
		✓				✓	✓

[1] Not available with 6″ fluting.

VANITY FILLERS

Description	Model	Height	Height w/FTK Option	Price
VANITY FILLERS	**FV325.5**	25.5″	30″	96
	FV332	27.5″	32″	105
	FV625.5	25.5″	30″	112
	FV632	27.5″	32″	125

- Solid wood.
- If Full Height is required, a Flush Toekick must be specified.
- Glazes and/or Techniques available: F, P, TW, XTW, HW, XHW.
- Increased or Reduced Heights available in 1/4″ increments from 12″ to 48″.
- Height of filler excludes toekick height of 4 1/2″, with the exception of Office fillers that have FTK standard.

Custom Modification Options

BVR	F.ALL	FLUT[1]	FTK	IH	RH	ROSFLUT[1]	WTR
		✓	✓	✓	✓	✓	✓

[1] Not available on 632 version.

Glazes and Techniques
F = Flooded (see page E•4.)
P = Penned (see page E•4.)
TW = Timeworn (see page E•4.)
XTW = Extra Timeworn (see page E•4.)
HW = Hewn (see page E•4.)
XHW = Extra Hewn (see page E•4.)

UTILITY FILLERS

Description	Model	Height	Height w/FTK Option	Price
	TF384	79.5″	84″	178
	TF387	82.5″	87″	192
	TF390	85.5″	90″	202
	TF393	88.5″	93″	211
	TF396	91.5″	96″	226
	TF396FH	96″	96″	340
	TF684	79.5″	84″	264
	TF687	82.5″	87″	283
	TF690	85.5″	90″	296
	TF693	88.5″	93″	307
	TF696	91.5″	96″	320
	TF696FH	96″	96″	428

- Reduced Heights available in 1/4″ increments from 66″ to 95 3/4″.

	TF3102	97.5″	102″	231
	TF6102	97.5″	102″	324
	TF3108	103.5″	108″	235
	TF6108	103.5″	108″	329
	TF3120	115.5″	120″	246
	TF3120FH	115.5″	120″	246
	TF6120	115.5″	120″	336

- Reduced Heights available in 1/4″ increments from 96 1/4″ to 119 3/4″.

Notes below apply to all products in section above:

- Solid wood.
- If Full Height is required, a Flush Toekick must be specified.
- Glazes and/or Techniques available: F, P, TW, XTW, HW, XHW.
- Height of filler excludes toekick height of 4 1/2″, with the exception of Office fillers that have FTK standard.

Custom Modification Options

BVR	F.ALL	FLUT	FTK	IH	RH[1]	ROSFLUT	WTR[2]
	✓	✓	✓		✓	✓	✓

[1] Not available on 102" high versions.
[2] Reference modification section for parameters.

WALL and BASE FILLERS

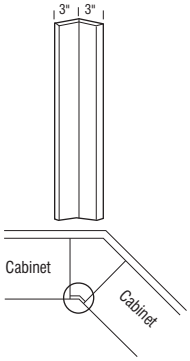

Installation of 135FW, 135FW42, and 135FB (overhead view)

Description	Model	Height	Height w/FTK Option	Price
	135FW	30″	34.5″	172
	135FW42	42″	46.5″	202
	135FB	30″	34.5″	172

- Solid wood.
- If Full Height is required on a Base Filler, Flush Toekick must be specified.
- Glazes and/or Techniques available: F, P, TW, XTW, HW, XHW.
- Increased or Reduced Heights available in 1/4″ increments from 12″ to 48″.
- Height of filler excludes toekick height of 4 1/2″, with the exception of Office fillers that have FTK standard.

Custom Modification Options

BVR[1]	F.ALL	FLUT[2]	FTK	IH[3]	RH	ROSFLUT	WTR
✓	✓	✓	✓	✓	✓	✓	✓

[1] Not available on FB version.
[2] Not available with 6″ fluting.
[3] Not available on FW version.

OFFICE and VANITY FILLERS

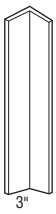

Description	Model	Height	Height w/FTK Option	Price
	FBCV3	26.5″	30″	178
	FBCV332	27.5″	32″	199
	FBCO329	29″	Included	178
	CFB330	30″	34.5″	178

- Solid wood.
- If Full Height is required on a Vanity Filler, Flush Toekick must be specified.
- Glazes and/or Techniques available: F, P, TW, XTW, HW, XHW.
- Increased or Reduced Heights available in 1/4″ increments from 12″ to 48″.
- Height of filler excludes toekick height of 4 1/2″, with the exception of Office fillers that have FTK standard.

Custom Modification Options

BVR	F.ALL	FLUT[1]	FTK[2]	IH[3]	RH[3]	ROSFLUT	WTR[2]
		✓	✓	✓	✓	✓	✓

[1] Not available with 6″ fluting.
[2] Not available on 329 version.
[3] Only available on CFB330.

Glazes and Techniques
F = Flooded (see page E•4.)
P = Penned (see page E•4.)
TW = Timeworn (see page E•4.)
XTW = Extra Timeworn (see page E•4.)
HW = Hewn (see page E•4.)
XHW = Extra Hewn (see page E•4.)

FILLERS (SPECIFY STYLE and STAIN)

WALL FLUTED FILLERS

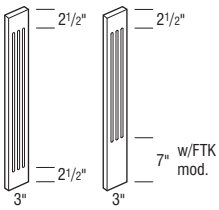

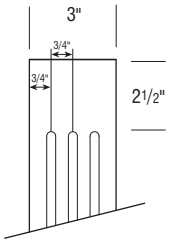

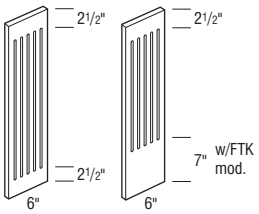

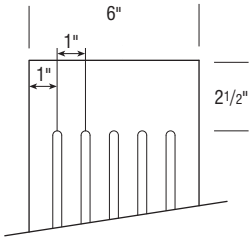

Description	Model	Height	Height w/FTK Option	Price
	FF330	30″	34.5″	153
	FF333	33″	37.5″	162
	FF336	36″	40.5″	176
	FF339	39″	43.5″	183
	FF342	42″	46.5″	186
	FF345	45″	49.5″	188
	FF348	48″	52.5″	192
	FF630	30″	34.5″	213
	FF633	33″	37.5″	238
	FF636	36″	40.5″	262
	FF639	39″	43.5″	269
	FF642	42″	46.5″	279
	FF645	45″	49.5″	286
	FF648	48″	52.5″	291

- Solid wood.
- 3/4″ thick.
- Cleat included, but shipped loose.
- If full height is required with Flush Toekick modification, then flute changes to 7″ from bottom of filler, but flute still remains 2 1/2″ from top.
- Glazes and/or Techniques available: F, P, TW, XTW, HW, XHW.

Custom Modification Options

BVR	F.ALL	FLUT	FTK	IH[1]	RH	ROSFLUT	WTR
✓	✓		✓	✓	✓		✓

[1] Only available on 48″ high.

Glazes and Techniques
F = Flooded (see page E•4.)
P = Penned (see page E•4.)
TW = Timeworn (see page E•4.)
XTW = Extra Timeworn (see page E•4.)
HW = Hewn (see page E•4.)
XHW = Extra Hewn (see page E•4.)

BASE FLUTED FILLERS

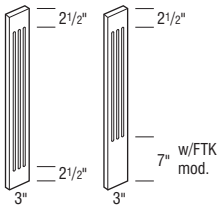

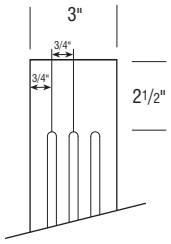

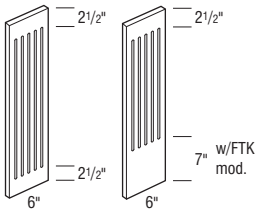

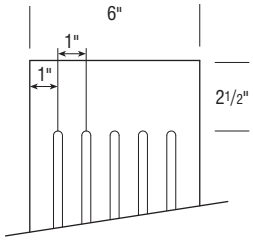

Description	Model	Height	Height w/FTK Option	Price
	FFB330	30″	34.5″	154
	FFB630	30″	34.5″	227

- Solid wood.
- 3/4″ thick.
- If full height is required with Flush Toekick modification, then flute changes to 7″ from bottom of filler, but flute still remains 2 1/2″ from top.
- Glazes and/or Techniques available: F, P, TW, XTW, HW, XHW.

Custom Modification Options

BVR	F.ALL	FLUT	FTK	IH	RH	ROSFLUT	WTR
	✓		✓	✓	✓		✓

VANITY FLUTED FILLERS

Description	Model	Height	Height w/FTK Option	Price
	FFV325.5	25.5″	30″	144
	FFV332	27.5″	32″	154
	FFV625.5	25.5″	30″	202
	FFV632	27.5″	32″	216

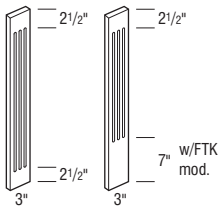

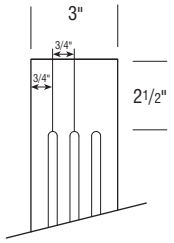

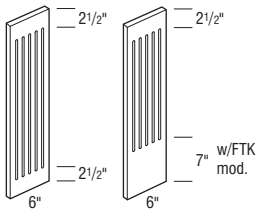

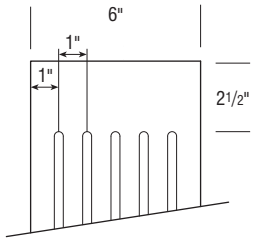

- Solid wood.
- 3/4″ thick.
- If full height is required with Flush Toekick modification, then flute changes to 7″ from bottom of filler, but flute still remains 2 1/2″ from top.
- Glazes and/or Techniques available: F, P, TW, XTW, HW, XHW.

Custom Modification Options

BVR	F.ALL	FLUT	FTK	IH	RH	ROSFLUT	WTR
	✓		✓	✓	✓		✓

OFFICE FLUTED FILLERS

Description	Model	Height	Height w/FTK Option	Price
	FFO329	29″	Included	153
	FFO629	29″	Included	213

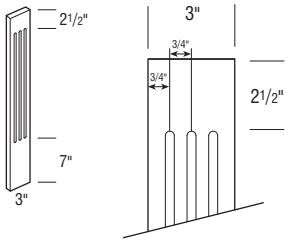

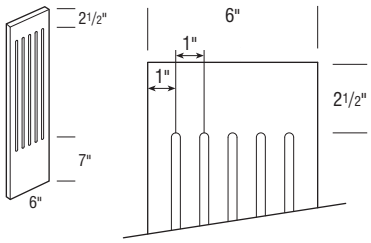

- Solid wood.
- 3/4″ thick.
- Glazes and/or Techniques available: F, P, TW, XTW, HW, XHW.

Custom Modification Options

BVR	F.ALL	FLUT	FTK	IH	RH	ROSFLUT	WTR
	✓						✓

TALL FLUTED FILLERS

Description	Model	Height	Height w/FTK Option	Price
	FTF384	79.5″	84″	227
	FTF387	82.5″	87″	240
	FTF390	85.5″	90″	251
	FTF393	88.5″	93″	259
	FTF396	91.5″	96″	274
	FTF396FH	96″	96″	274
	FTF3102	97.5″	102″	279
	FTF3108	103.5″	108″	284
	FTF3120	115.5″	120″	295
	FTF684	79.5″	84″	355
	FTF687	82.5″	87″	373
	FTF690	85.5″	90″	387
	FTF693	88.5″	93″	398
	FTF696	91.5″	96″	411
	FTF696FH	96″	96″	411
	FTF6102	97.5″	102″	416
	FTF6108	103.5″	108″	420
	FTF6120	115.5″	120″	427

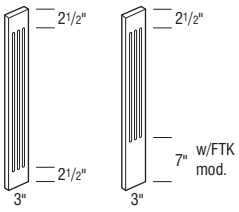

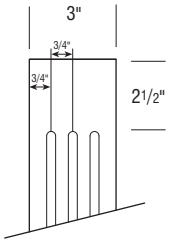

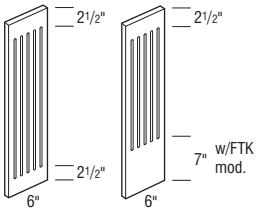

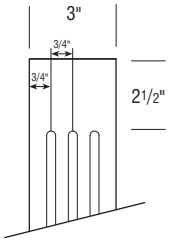

- Solid wood.
- 3/4″ thick.
- If full height is required with Flush Toekick modification, then flute changes to 7″ from bottom of filler, but flute still remains 2 1/2″ from top.
- Glazes and/or Techniques available: F, P, TW, XTW, HW, XHW.

Custom Modification Options

BVR	F.ALL	FLUT[1]	FTK[2]	IH	RH[2]	ROSFLUT[1]	WTR
	✓	✓	✓		✓	✓	✓

[1] Only available on TF687.
[2] Not available on FH versions.

Glazes and Techniques
F = Flooded (see page E•4.)
P = Penned (see page E•4.)
TW = Timeworn (see page E•4.)
XTW = Extra Timeworn (see page E•4.)
HW = Hewn (see page E•4.)
XHW = Extra Hewn (see page E•4.)

Description	Model	Price
WOOD TOPS		
WOOD TOPS		
	WOODTOPNOMLD (No moulding)	89
	WOODTOPBE (Beveled edge)	89
	WOODTOPOG (Ogee edge)	89
	WOODTOPRO (Round over edge)	89
	WOODTOPSE (Square edge)	89

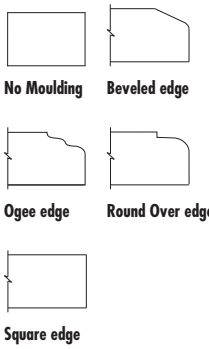

- Price is per square foot.
- 1 1/2″ thick.

Custom Modification Options

MLDG	MLDG.ALL	NOMLDG[1]	WTCLIP	WTR
✓	✓	✓	✓	✓

[1] Only available on WOODTOPNOMLD.

Description	Model	Price
WOOD TOP, ONE SIDED	**1TWT7221**	829
	1TWT7224	942

- 1/2″ thick.
- Nomenclature refers to width and depth of cabinetry being used. See actual dimension of wood top in chart.

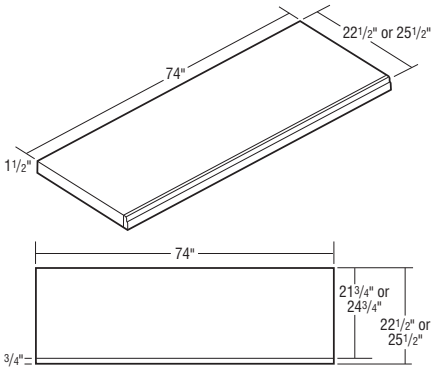

22 1/2" Deep	Overall Width	Overall Depth
1TWT7221	74"	22 1/2"

25 1/2" Deep	Overall Width	Overall Depth
1TWT7224	74"	25 1/2"

Custom Modification Options

MLDG	MLDG.ALL	NOMLDG[1]	WTCLIP	WTR
✓	✓	✓	✓	

[1] Only available on NOMLDG version.

Description	Model	Price
WOOD TOP, THREE SIDED	**3TWT1821**	249
	3TWT2421	325
	3TWT3021	399
	3TWT3621	475
	3TWT4821	625
	3TWT5421	699
	3TWT6021	775
	3TWT6621	850
	3TWT7221	923
	3TWT1824	284
	3TWT2424	368
	3TWT3024	452
	3TWT3624	538
	3TWT4824	708
	3TWT5424	794
	3TWT6024	876
	3TWT6624	962
	3TWT7224	1047

- 1/2″ thick.
- Nomenclature refers to width and depth of cabinetry being used. See actual dimension of wood top in chart.

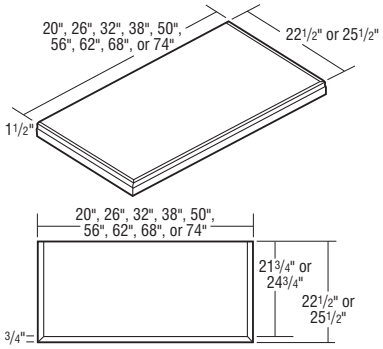

22 1/2" Deep	Overall Width	Overall Depth
3TWT1821	20"	22 1/2"
3TWT2421	26"	22 1/2"
3TWT3021	32"	22 1/2"
3TWT3621	38"	22 1/2"
3TWT4821	50"	22 1/2"
3TWT5421	56"	22 1/2"
3TWT6021	62"	22 1/2"
3TWT6621	68"	22 1/2"
3TWT7221	74"	22 1/2"

25 1/2" Deep	Overall Width	Overall Depth
3TWT1824	20"	25 1/2"
3TWT2424	26"	25 1/2"
3TWT3024	32"	25 1/2"
3TWT3624	38"	25 1/2"
3TWT4824	50"	25 1/2"
3TWT5424	56"	25 1/2"
3TWT6024	62"	25 1/2"
3TWT6624	68"	25 1/2"
3TWT7224	74"	25 1/2"

Custom Modification Options

MLDG	MLDG.ALL	NOMLDG[1]	WTCLIP	WTR
✓	✓	✓	✓	

[1] Only available on NOMLDG version.

Glazes and Techniques
F = Flooded (see page E•4.)
P = Penned (see page E•4.)
TW = Timeworn (see page E•4.)
XTW = Extra Timeworn (see page E•4.)
HW = Hewn (see page E•4.)
XHW = Extra Hewn (see page E•4.)

Description	Model	Price
WOOD TOP, FOUR SIDED	**4TWT4827**	806
	4TWT5427	904
	4TWT6027	1000
	4TWT6627	1098
	4TWT7227	1194
	4TWT4833	984
	4TWT5433	1103
	4TWT6033	1224
	4TWT6633	1341
	4TWT7233	1459

- 1/2″ thick.
- Nomenclature refers to width and depth of cabinetry being used. See actual dimension of wood top in chart.

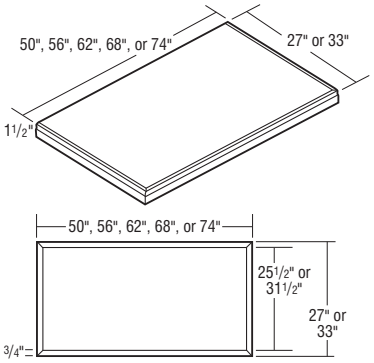

27" Deep	Overall Width	Overall Depth
4TWT4827	50"	27"
4TWT5427	56"	27"
4TWT6027	62"	27"
4TWT6627	68"	27"
4TWT7227	74"	27"

33" Deep	Overall Width	Overall Depth
4TWT4833	50"	33"
4TWT5433	56"	33"
4TWT6033	62"	33"
4TWT6633	68"	33"
4TWT7233	74"	33"

Custom Modification Options

MLDG	MLDG.ALL	NOMLDG[1]	WTCLIP	WTR
✓	✓	✓	✓	

[1] Only available on NOMLDG version.

Description	Model	Price
WOOD TOPS for ANGLED and BASE END CABINETS — BEVELED EDGE	**WTOPBAC2412BE**	343
	WTOPBAC2415BE	343
	WTOPBAC2418BE	343
	WTOPBAC2421BE	343
	WTOPBAC24BE	343
	WTOPBEC2412BE	343
	WTOPBEC2415BE	343
	WTOPBEC2418BE	343
	WTOPBEC2421BE	343
	WTOPBEC24BE	343

WTOPBAC

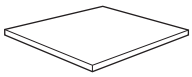

WTOPBEC

Beveled edge

- Available on all BAC, BAC_FH, BEC, and BEC_FH cabinets.
- Not available on BTC12.
- Glazes and/or Techniques available: F, HW, XHW

Custom Modification Options

MLDG	MLDG.ALL	NOMLDG	WTCLIP	WTR
			✓	

Description	Model	Price
WOOD TOPS for ANGLED and BASE END CABINETS — OGEE EDGE	**WTOPBAC2412OG**	343
	WTOPBAC2415OG	343
	WTOPBAC2418OG	343
	WTOPBAC2421OG	343
	WTOPBAC24OG	343
	WTOPBEC2412OG	343
	WTOPBEC2415OG	343
	WTOPBEC2418OG	343
	WTOPBEC2421OG	343
	WTOPBEC24OG	343

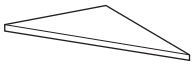

WTOPBAC

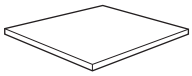

WTOPBEC

Beveled edge

- Available on all BAC, BAC_FH, BEC, and BEC_FH cabinets.
- Not available on BTC12.
- Glazes and/or Techniques available: F, HW, XHW.

Custom Modification Options

MLDG	MLDG.ALL	NOMLDG	WTCLIP	WTR
			✓	

Glazes and Techniques
F = Flooded (see page E•4.)
P = Penned (see page E•4.)
TW = Timeworn (see page E•4.)
XTW = Extra Timeworn (see page E•4.)
HW = Hewn (see page E•4.)
XHW = Extra Hewn (see page E•4.)

Description	Model	Price
WOOD TOPS for ANGLED and BASE END CABINETS — ROUND OVER	**WTOPBAC2412RO**	343
	WTOPBAC2415RO	343
	WTOPBAC2418RO	343
	WTOPBAC2421RO	343
	WTOPBAC24RO	343
	WTOPBEC2412RO	343
	WTOPBEC2415RO	343
	WTOPBEC2418RO	343
	WTOPBEC2421RO	343
	WTOPBEC24RO	343

WTOPBAC

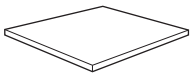

WTOPBEC

Beveled edge

- Available on all BAC, BAC_FH, BEC, and BEC_FH cabinets.
- Not available on BTC12.
- Glazes and/or Techniques available: F, HW, XHW.

Custom Modification Options

MLDG	MLDG.ALL	NOMLDG	WTCLIP	WTR
			✓	

Description	Model	Price
WOOD TOPS for ANGLED and BASE END CABINETS — SQUARE EDGE	**WTOPBAC2412SE**	343
	WTOPBAC2415SE	343
	WTOPBAC2418SE	343
	WTOPBAC2421SE	343
	WTOPBAC24SE	343
	WTOPBEC2412SE	343
	WTOPBEC2415SE	343
	WTOPBEC2418SE	343
	WTOPBEC2421SE	343
	WTOPBEC24SE	343

WTOPBAC

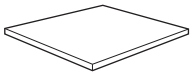

WTOPBEC

Beveled edge

- Available on all BAC, BAC_FH, BEC, and BEC_FH cabinets.
- Not available on BTC12.
- Glazes and/or Techniques available: F, HW, XHW

Custom Modification Options

MLDG	MLDG.ALL	NOMLDG	WTCLIP	WTR
			✓	

Glazes and Techniques
F = Flooded (see page E•4.)
P = Penned (see page E•4.)
TW = Timeworn (see page E•4.)
XTW = Extra Timeworn (see page E•4.)
HW = Hewn (see page E•4.)
XHW = Extra Hewn (see page E•4.)

OVERLAY FILLERS for FULL OVERLAY STYLES (SPECIFY STYLE, STAIN and PROFILE)

WALL OVERLAY FILLERS

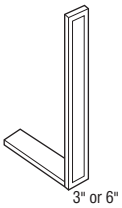

Description	Model	Height	Height w/FTK Option	Price
	OL330	30″	34.5″	137
	OL333	33″	37.5″	152
	OL336	36″	49.5″	169
	OL339	39″	43.5″	181
	OL342	42″	46.5″	199
	OL345	45″	49.5″	218
	OL348	48″	52.5″	239
	OL354	54″	58.5″	257
	OL630	30″	34.5″	276
	OL633	33″	37.5″	304
	OL636	36″	40.5″	335
	OL639	39″	43.5″	364
	OL642	42″	46.5″	394
	OL645	45″	49.5″	433
	OL648	48″	52.5″	469
	OL654	54″	58.5″	504

- 3″ Wide Overlays with #18 profile will have overlay sent with #14 profile.
- Overlays profiled on all four sides.
- Glazes and/or Techniques available: F, P, TW, XTW, HW, XHW.
- Increased or Reduced Heights available in 1/4″ increments from 12″ to 75″.
- Height of filler excludes toekick height of 4 1/2″, with the exception of Office fillers that have FTK standard.
- Not available with Inset or Beaded Inset Styles.

Overlay width dimensions:
2 9/16″ overlay for 3″ fillers
5 9/16″ overlay for 6″ fillers

Custom Modification Options

BVR	FTK	IH[1]	OONLY	RH	WTR
✓	✓	✓	✓	✓	✓

[1] Only available on 354 and 654 versions.

BASE OVERLAY FILLERS



Description	Model	Height	Height w/FTK Option	Price
BASE OVERLAY FILLERS	**OFB330**	30″	34.5″	137
	OFB630	30″	34.5″	264

- 3″ Wide Overlays with #18 profile will have overlay sent with #14 profile.
- Overlays profiled on all four sides.
- If Full Height is required, a Flush Toekick must be specified.
- Glazes and/or Techniques available: F, P, TW, XTW, HW, XHW.
- Increased or Reduced Heights available in 1/4″ increments from 12″ to 48″.
- Height of filler excludes toekick height of 4 1/2″, with the exception of Office fillers that have FTK standard.
- Not available with Inset or Beaded Inset Styles.

Overlay width dimensions:
2 9/16″ overlay for 3″ fillers
5 9/16″ overlay for 6″ fillers

Custom Modification Options

BVR	FTK	IH	OONLY	RH	WTR
	✓	✓	✓	✓	✓

OFFICE and VANITY OVERLAY FILLERS



Description	Model	Height	Height w/FTK Option	Price
OFFICE and VANITY OVERLAY FILLERS	**OFO329**	29″	Included	137
	OFO629	29″	Included	276
	OFV325.5	25.5″	30″	136
	OFV332	27.5″	32″	148
	OFV625.5	25.5″	30″	257
	OFV632	27.5″	32″	286

- 3″ Wide Overlays with #18 profile will have overlay sent with #14 profile.
- Overlays profiled on all four sides.
- If Full Height is required on a Vanity Filler, Flush Toekick must be specified.
- Glazes and/or Techniques available: F, P, TW, XTW, HW, XHW.
- Increased or Reduced Heights available in 1/4″ increments from 12″ to 48″.
- Height of filler excludes toekick height of 4 1/2″, with the exception of Office fillers that have FTK standard.
- Not available with Inset or Beaded Inset Styles.

Overlay width dimensions:
2 9/16″ overlay for 3″ fillers
5 9/16″ overlay for 6″ fillers

Custom Modification Options

BVR	FTK[1]	IH[1]	OONLY	RH[1]	WTR
	✓	✓	✓	✓	✓

[1] Not available on 329 and 629 versions.

UTILITY OVERLAY FILLERS



Description	Model	Height	Height w/FTK Option	Price
UTILITY OVERLAY FILLERS	**OL384**	79.5″	84″	306
	OL387	82.5″	87″	366
	OL390	85.5″	90″	427
	OL393	88.5″	93″	502
	OL396	91.5″	96″	578
	OL684	79.5″	84″	578
	OL687	82.5″	87″	615
	OL690	85.5″	90″	649
	OL693	88.5″	93″	686
	OL696	91.5″	96″	725
	OL3102	97.5″	102″	626
	OL6102	97.5″	102″	760
	OL3108	103.5″	108″	672
	OL6108	103.5″	108″	794
	OL3120	115.5″	120″	777
	OL6120	115.5″	120″	852

- Reduced Heights available in 1/4″ increments from 66″ to 95 3/4″.
- Reduced Heights available in 1/4″ increments from 96 1/4″ to 119 3/4″.
- All fillers over 96″ high will get three equal overlays.

Notes below apply to all products in section above:

- 3″ Wide Overlays with #18 profile will have overlay sent with #14 profile.
- Overlays profiled on all four sides.
- If Full Height is required, a Flush Toekick must be specified.
- Glazes and/or Techniques available: F, P, TW, XTW, HW, XHW.
- Height of filler excludes toekick height of 4 1/2″, with the exception of Office fillers that have FTK standard.
- Not available with Inset or Beaded Inset Styles.

Overlay width dimensions:
2 9/16″ overlay for 3″ fillers
5 9/16″ overlay for 6″ fillers

Custom Modification Options

BVR	FTK	IH	OONLY	RH	WTR
	✓		✓	✓	✓

Glazes and Techniques
F = Flooded (see page E•4.)
P = Penned (see page E•4.)
TW = Timeworn (see page E•4.)
XTW = Extra Timeworn (see page E•4.)
HW = Hewn (see page E•4.)
XHW = Extra Hewn (see page E•4.)

WALL, BASE, OFFICE, and VANITY 135° OVERLAY FILLERS

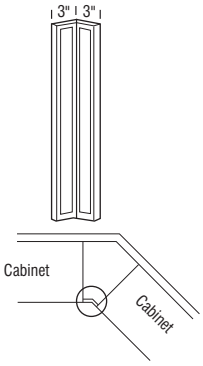

Installation of 135OFW__, 135OFO29 and 135OFB (overhead view)

Description	Model	Height	Height w/FTK Option	Price
WALL, BASE, OFFICE, and VANITY 135° OVERLAY FILLERS	**135OFW**	30″	34.5″	285
	135OFW33	33″	37.5″	307
	135OFW36	36″	40.5″	335
	135OFW39	39″	43.5″	352
	135OFW42	42″	46.5″	371
	135OFW45	45″	49.5″	392
	135OFW48	48″	52.5″	410
	135OFW54	54″	58.5″	427
	135OFV	25.5″	30″	253
	135OFV32	27.5″	32″	285
	135OFO29	29″	Included	253
	135OFB	30″	34.5″	308

- 3″ Wide Overlays with #18 profile will have overlay sent with #14 profile.
- Overlays profiled on all four sides.
- If Full Height is required on a Base or Vanity Filler, Flush Toekick must be specified.
- Glazes and/or Techniques available: F, P, TW, XTW, HW, XHW.
- Increased or Reduced Heights available in 1/4″ increments from 12″ to 48″.
- Height of filler excludes toekick height of 4 1/2″, with the exception of Office fillers that have FTK standard.
- Not available with Inset or Beaded Inset Styles.

Overlay width dimensions:
2 9/16″ overlay for 3″ fillers
5 9/16″ overlay for 6″ fillers

Custom Modification Options

BVR[1]	FTK[2]	IH[3]	OONLY	RH	WTR
✓	✓	✓	✓	✓	✓

[1] Only available on OFW versions.
[2] Not available on 135OFO29.
[3] Not available on OFW versions except OFW54.

OVERLAY FILLERS



Model	Height	Height w/FTK Option	Price
OFBC330	30″	34.5″	276

- 3″ Wide Overlays with #18 profile will have overlay sent with #14 profile.
- Overlays profiled on all four sides.
- If Full Height is required, a Flush Toekick must be specified.
- Glazes and/or Techniques available: F, P, TW, XTW, HW, XHW.
- Increased or Reduced Heights available in 1/4″ increments from 12″ to 48″.
- Height of filler excludes toekick height of 4 1/2″, with the exception of Office fillers that have FTK standard.
- Not available with Inset or Beaded Inset Styles.

Overlay width dimensions:
2 9/16″ overlay for 3″ fillers

Custom Modification Options

BVR	FTK	IH	OONLY	RH	WTR
	✓	✓	✓	✓	✓

Glazes and Techniques
F = Flooded (see page E•4.)
P = Penned (see page E•4.)
TW = Timeworn (see page E•4.)
XTW = Extra Timeworn (see page E•4.)
HW = Hewn (see page E•4.)
XHW = Extra Hewn (see page E•4.)

BOX COLUMN FILLERS

WALL – PLAIN, 3″ WIDE, 15″ DEEP

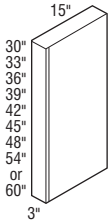

Description	Model	Price
WALL – PLAIN, 3″ WIDE, 15″ DEEP	**W330BCFP**	763
	W333BCFP	800
	W336BCFP	837
	W339BCFP	901
	W342BCFP	964
	W345BCFP	1014
	W348BCFP	1067
	W354BCFP	1145
	W360BCFP	1219

- Flush Panel Ends standard.
- Reversible, may be used on either left or right end.
- Front and both sides finished, back is unfinished.
- Enclosed top and bottom.
- Unit is field trimmable to any required depth.
- Increased Depths available in 1/4″ increments from 15 1/4″ to 30″.
- Reduced Depths available in 1/4″ increments from 9″ to 14 3/4″ .
- Increased Heights available in 1/4″ increments from 60 1/4″ to 70″.
- Reduced Heights available in 1/4″ increments from 12″ to 59 3/4″ .
- Increased Widths available in 1/4″ increments. See page G•46 for details.
- Not intended for use horizontally as shelving. Use Floating Shelves on page R•22.
- Glazes and/or Techniques available: F, P, TW, XTW, HW, XHW.

End Panel Options

CSFPE
✓

Custom Modification Options

FLUT	ID	IH[1]	IW	RD	RH	ROSFLUT
✓	✓	✓	✓	✓	✓	✓

[1] Only available on 360 version.

WALL – PLAIN, 6″ WIDE, 15″ DEEP

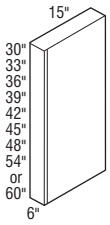

Model	Price
W630BCFP	837
W633BCFP	880
W636BCFP	922
W639BCFP	994
W642BCFP	1062
W645BCFP	1123
W648BCFP	1177
W654BCFP	1209
W660BCFP	1371

- Flush Panel Ends standard.
- Reversible, may be used on either left or right end.
- Front and both sides finished, back is unfinished.
- Enclosed top and bottom.
- Unit is field trimmable to any required depth.
- Increased Depths available in 1/4″ increments from 15 1/4″ to 30″.
- Reduced Depths available in 1/4″ increments from 9″ to 14 3/4″ .
- Increased Heights available in 1/4″ increments from 60 1/4″ to 70″.
- Reduced Heights available in 1/4″ increments from 12″ to 59 3/4″.
- Increased Widths available in 1/4″ increments. See page G•46 for details.
- Not intended for use horizontally as shelving. Use Floating Shelves on page R•22.
- Glazes and/or Techniques available: F, P, TW, XTW, HW, XHW.

End Panel Options

CSFPE
✓

Custom Modification Options

FLUT	ID	IH[1]	IW	RD	RH	ROSFLUT
✓	✓	✓	✓	✓	✓	✓

[1] Only available on 660 version.

Description	Model	Price
BASE – PLAIN, 27″ DEEP	**B334.527BCFP**	1067
	B634.527BCFP	1149

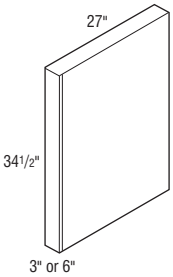

- Flush Toekick and Flush Panel Ends standard.
- Reversible, may be used on either left or right end.
- Front and both sides finished, back is unfinished.
- Enclosed top and bottom.
- Unit is field trimmable to any required depth.
- Increased Depths available in 1/4″ increments from 27 1/4″ to 30″.
- Reduced Depths available in 1/4″ increments from 9″ to 26 3/4″ .
- Increased Heights available in 1/4″ increments from 34 3/4″ to 46 1/2″.
- Reduced Heights available in 1/4″ increments from 12″ to 34 1/4″.
- Increased Widths available in 1/4″ increments. See page G•46 for details.
- Not intended for use horizontally as shelving. Use Floating Shelves on page R•22.
- Glazes and/or Techniques available: F, P, TW, XTW, HW, XHW.

End Panel Options

CSFPE
✓

Custom Modification Options

FLUT[1]	ID	IH	IW	RD	RH	ROSFLUT
✓	✓	✓	✓	✓	✓	✓

[1] Only available with 3″ fluting.

Description	Model	Price
OFFICE – PLAIN, 27″ DEEP	**O32927BCFP**	763
	O62927BCFP	837

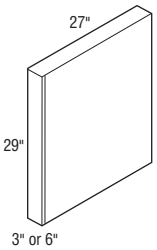

- Flush Toekick and Flush Panel Ends standard.
- Reversible, may be used on either left or right end.
- Front and both sides finished, back is unfinished.
- Enclosed top and bottom.
- Unit is field trimmable to any required depth.
- Increased Depths available in 1/4″ increments from 27 1/4″ to 30″.
- Reduced Depths available in 1/4″ increments from 9″ to 26 3/4″ .
- Increased Heights available in 1/4″ increments from 29 1/4″ to 461/2″.
- Reduced Heights available in 1/4″ increments from 12″ to 28 3/4″.
- Not intended for use horizontally as shelving. Use Floating Shelves on page R•22.
- Glazes and/or Techniques available: F, P, TW, XTW, HW, XHW.

End Panel Options

CSFPE

Custom Modification Options

FLUT	ID	IH	IW	RD	RH	ROSFLUT
✓	✓	✓		✓	✓	✓

Description	Model	Price
VANITY – PLAIN, 24″ DEEP	**V33024BCFP**	1042
	V33224BCFP	1147
	V63024BCFP	1148
	V63224BCFP	1265

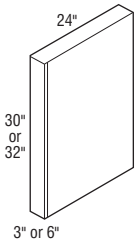

- Flush Toekick and Flush Panel Ends standard.
- Reversible, may be used on either left or right end.
- Front and both sides finished, back is unfinished.
- Enclosed top and bottom.
- Unit is field trimmable to any required depth.
- Increased Depths available in 1/4″ increments from 24 1/4″ to 30″.
- Reduced Depths available in 1/4″ increments from 9″ to 23 3/4″ .
- Increased Heights available in 1/4″ increments from 32 1/4″ to 46 1/2″.
- Reduced Heights available in 1/4″ increments from 12″ to 29 3/4″.
- Increased Widths available in 1/4″ increments. See page G•46 for details.
- Not intended for use horizontally as shelving. Use Floating Shelves on page R•22.
- Glazes and/or Techniques available: F, P, TW, XTW, HW, XHW.

End Panel Options

CSFPE
✓

Custom Modification Options

FLUT	ID	IH	IW	RD	RH	ROSFLUT
✓	✓	✓	✓	✓	✓	✓

Glazes and Techniques
F = Flooded (see page E•4.)
P = Penned (see page E•4.)
TW = Timeworn (see page E•4.)
XTW = Extra Timeworn (see page E•4.)
HW = Hewn (see page E•4.)
XHW = Extra Hewn (see page E•4.)

TALL – PLAIN, 15″ DEEP

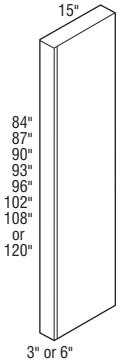

Description	Model	Price
TALL – PLAIN, 15″ DEEP	T38415BCFP	1473
	T38715BCFP	1525
	T39015BCFP	1577
	T39315BCFP	1630
	T39615BCFP	1679
	NEW T310215BCFP	2207
	NEW T310815BCFP	2316
	NEW T312015BCFP	2533
	T68415BCFP	1699
	T68715BCFP	1754
	T69015BCFP	1811
	T69315BCFP	1870
	T69615BCFP	1930
	NEW T610215BCFP	2539
	NEW T610815BCFP	2666
	NEW T612015BCFP	2920

- Flush Toekick and Flush Panel Ends standard.
- Reversible, may be used on either left or right end.
- Front and both sides finished.
- Enclosed top and bottom.
- Unit is field trimmable to any required depth.
- Increased Depths available in 1/4″ increments from 15 1/4″ to 30″.
- Reduced Depths available in 1/4″ increments from 9″ to 14 3/4″ .
- Reduced Heights available in 1/4″ increments from 60″ to 119 3/4″.
- Not intended for use horizontally as shelving. Use Floating Shelves on page R•22.
- Glazes and/or Techniques available: F, P, TW, XTW, HW, XHW.

End Panel Options

CSFPE

Custom Modification Options

FLUT	ID	IH	IW	RD	RH	ROSFLUT
✓	✓			✓	✓	✓

TALL – PLAIN, 27″ DEEP

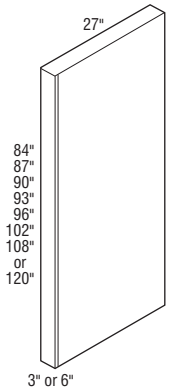

Description	Model	Price
TALL – PLAIN, 27″ DEEP	T38427BCFP	2578
	T38727BCFP	2670
	T39027BCFP	2756
	T39327BCFP	2848
	T39627BCFP	2937
	NEW T310227BCFP	3864
	NEW T310827BCFP	4057
	NEW T312027BCFP	4443
	T68427BCFP	2967
	T68727BCFP	3072
	T69027BCFP	3176
	T69327BCFP	3277
	T69627BCFP	3380
	NEW T610227BCFP	4442
	NEW T610827BCFP	4659
	NEW T612027BCFP	5093

- Flush Toekick and Flush Panel Ends standard.
- Reversible, may be used on either left or right end.
- Front and both sides finished.
- Enclosed top and bottom.
- Unit is field trimmable to any required depth.
- Increased Depths available in 1/4″ increments from 27 1/4″ to 30″.
- Reduced Depths available in 1/4″ increments from 9″ to 26 3/4″ .
- Reduced Heights available in 1/4″ increments from 60″ to 119 3/4″.
- Not intended for use horizontally as shelving. Use Floating Shelves on page R•22.
- Glazes and/or Techniques available: F, P, TW, XTW, HW, XHW.

End Panel Options

CSFPE[1]
✓

Custom Modification Options

FLUT	ID	IH	IW	RD	RH	ROSFLUT
✓	✓			✓	✓	✓

[1] Reference modification section for parameters.

Glazes and Techniques
F = Flooded (see page E•4.)
P = Penned (see page E•4.)
TW = Timeworn (see page E•4.)
XTW = Extra Timeworn (see page E•4.)
HW = Hewn (see page E•4.)
XHW = Extra Hewn (see page E•4.)

ANGLED FILLERS (SPECIFY STYLE and STAIN)

ANGLED FILLERS, 3″

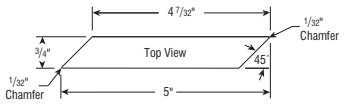

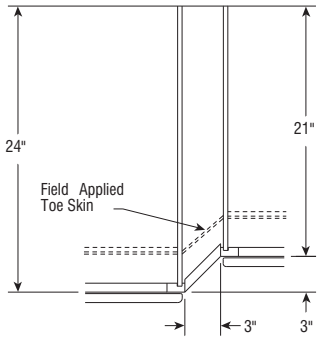

Top View of Installation
Angled Filler Change in Depth
Right Shown

Description	Model	Height	Height w/FTK Option	Price
	45FW30	30″	34.5″	200
	45FW33	33″	37.5″	276
	45FW36	36″	40.5″	353
	45FW39	39″	43.5″	355
	45FW42	42″	46.5″	358
	45FW45	45″	49.5″	358
	45FW48	48″	52.5″	358

- Glazes and/or Techniques available: F, P, TW, XTW, HW, XHW.
- Reduced Heights available in 1/4″ increments from 12″ to 75″.

	45FB	30″	34.5″	202
	45FV32	27.5″	32″	219
	45FO29	29″	Included	200
	45FV	25.5″	30″	200

- Reduced Heights available in 1/4″ increments from 12″ to 48″.

	45FU84	79.5″	84″	475
	45FU87	82.5″	87″	490
	45FU90	85.5″	90″	506
	45FU93	88.5″	93″	524
	45FU96	91.5″	96″	537

- Toekick and return not available.
- Reduced Heights available in 1/4″ increments from 66″ to 95 3/4″.
- Height of filler excludes toekick height of 4 1/2″, with the exception of Office fillers that have FTK standard.

Custom Modification Options

BVR[1]	FLUT[2]	FTK[3]	IH[4]	RH[5]	WTR[6]
✓	✓	✓	✓	✓	✓

[1] Only available on FW versions.
[2] Not available with fluting both or 6″ fluting.
[3] Not available on 45FO29.
[4] Not available on FW versions except FW48 and not available on FU versions.
[5] Not available on FU96 version.
[6] Not available on 45FB or 45FO29.

PANELS (SPECIFY STYLE and STAIN)

WALL END PANEL, 12″ or 13″ DEEP, 30″ HIGH

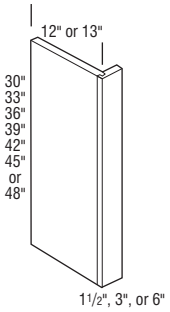

Description	Model	Price
	WEPF1.5WD	179
	WEPF1.533WD	201
	WEPF1.536WD	227
	WEPF1.539WD	247
	WEPF1.542WD	274
	WEPF1.545WD	297
	WEPF1.548WD	315

- Fluting and Rose Fluting not available.

	WEPF3WD	200
	WEPF333WD	219
	WEPF336WD	245
	WEPF339WD	270
	WEPF342WD	297
	WEPF345WD	321
	WEPF348WD	346
	WEPF6WD	247
	WEPF633WD	275
	WEPF636WD	306
	WEPF639WD	341
	WEPF642WD	371
	WEPF645WD	404
	WEPF648WD	435

Notes below apply to all products in section above:

- 1/2″ wood veneer with face frame attached.
- Inset and Beaded Inset styles are a standard 13″ deep.
- Full Overlay Styles:
  - Increased Depths available in 1/4″ increments from 12 1/4″ to 36″.
  - Reduced Depths available in 1/4″ increments from 6″ to 11 3/4″.
- Inset and Beaded Inset Styles:
  - Increased Depths available in 1/4″ increments from 13 1/4″ to 24″.
  - Reduced Depths available in 1/4″ increments from 6″ to 12 3/4″.
- Reduced Heights available in 1/4″ increments from 12″ to 47 3/4″.
- Increased Widths available in 1/4″ increments. See page G•46 for details.
- Glazes and/or Techniques available: F, P, TW, XTW, HW, XHW.

End Panel Options

AUTH[1]	CSFPE	FL/FR	FPE	INTGE	IPE
✓	✓		✓	✓	✓

Custom Modification Options

BVR[2]	EX[3]	FLUT[4]	ID	IH[5]	IW[3]	RD	RH	ROSFLUT[4]	WTR[2]
✓	✓	✓	✓	✓	✓	✓	✓	✓	✓

[1] Not available with authentic flush ends both.
[2] Not available on 1.5″ wide.
[3] Not available on 6″ wide.
[4] Not available on 1.5″ wide or with fluting both.
[5] Only available on 48 versions.

Glazes and Techniques
F = Flooded (see page E•4.)
P = Penned (see page E•4.)
TW = Timeworn (see page E•4.)
XTW = Extra Timeworn (see page E•4.)
HW = Hewn (see page E•4.)
XHW = Extra Hewn (see page E•4.)

Description	Model	Price
BASE END PANEL, 24″ DEEP, 34 1/2″ HIGH	**BEPWD**	270

- 3/4″ two-sided veneer panel with front edgebanded.

	BEPF1.5WD	219
	BEPF3WD	275
	BEPF6WD	350

- 1/2″ wood veneer with face frame attached.

Notes below apply to all products in section above:

- Increased Depths available in 1/4″ increments from 24 1/4″ to 48″ .
- Reduced Depths available in 1/4″ increments from 12 1/4″ to 23 3/4″ .
- Increased Heights available in 1/4″ increments from 34 3/4″ to 48″ .
- Reduced Heights available in 1/4″ increments from 12″ to 34 1/4″.
- Increased Widths available in 1/4″ increments. See page G•46 for details.
- Glazes and/or Techniques available: F, P, TW, XTW, HW, XHW.

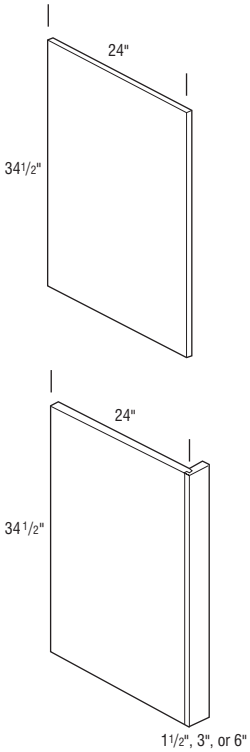

End Panel Options

AUTH[1]	CSFPE[2]	FL/FR	FPE[2]	INTGE[2]	IPE[2]
✓	✓		✓	✓	✓

Custom Modification Options

BVR	EX	FLUT[3]	ID	IH	IW[4]	RD	RH	ROSFLUT[3]	WTR[2]
		✓	✓	✓	✓	✓	✓	✓	✓

[1] Not available with authentic flush ends both.
[2] Not available on BEPWD.
[3] Not available on BEPWD or BEPF1.5WD with fluting both.
[4] Only available in BEPF1.5WD and BEPF3WD.

Description	Model	Price
ANGLED WALL END PANELS, 3″	**45WEP330**	230
	45WEP333	276
	45WEP336	320
	45WEP339	343
	45WEP342	363
	45WEP345	382
	45WEP348	401

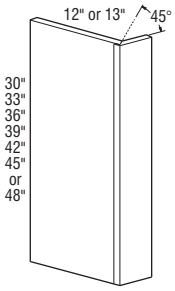

Left Shown

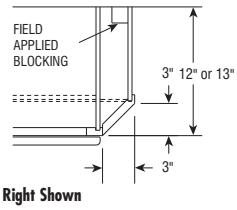

Right Shown

- Finished Ends standard.
- 1/2″ wood veneer with face frame attached.
- Return not available.
- Inset and Beaded Inset styles are a standard 13″ deep.
- Full Overlay Styles:
  - Increased Depths available in 1/4″ increments from 12 1/4″ to 36″.
  - Reduced Depths available in 1/4″ increments from 6″ to 11 3/4″.
- Inset and Beaded Inset Styles:
  - Increased Depths available in 1/4″ increments from 13 1/4″ to 24″.
  - Reduced Depths available in 1/4″ increments from 6″ to 12 3/4″.
- Glazes and/or Techniques available: F, P, TW, XTW, HW, XHW.

End Panel Options

AUTH	CSFPE	FL/FR	FPE	INTGE	IPE
	✓		✓		

Custom Modification Options

BVR	EX	FLUT[1]	ID	IH	IW	RD	RH	ROSFLUT[2]	WTR
		✓	✓			✓		✓	✓

[1] Not available with 6″ fluting or fluting both.
[2] Only available on ROSLFUT3CTR.

Glazes and Techniques
F = Flooded (see page E•4.)
P = Penned (see page E•4.)
TW = Timeworn (see page E•4.)
XTW = Extra Timeworn (see page E•4.)
HW = Hewn (see page E•4.)
XHW = Extra Hewn (see page E•4.)

Description	Model	Price
ANGLED BASE END PANEL	**45BEP**	394

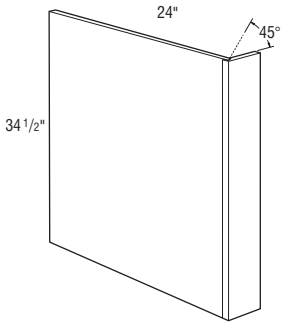

Left Shown

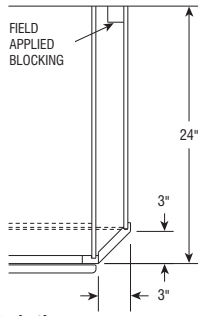

Right Shown

- Finished Ends standard.
- Toekick not available.
- Increased Depths available in 1/4″ increments from 24 1/4″ to 48″ .
- Reduced Depths available in 1/4″ increments from 12 1/4″ to 23 3/4″ .
- Increased Heights available in 1/4″ increments from 34 3/4″ to 48″ .
- Reduced Heights available in 1/4″ increments from 12″ to 34 1/4″.
- Glazes and/or Techniques available: F, P, TW, XTW, HW, XHW.

End Panel Options

AUTH[1]	CSFPE	FL/FR	FPE	INTGE	IPE
✓	✓		✓		

Custom Modification Options

BVR	EX	FLUT[2]	ID	IH	IW	RD	RH	ROSFLUT	WTR
		✓	✓	✓		✓	✓		✓

[1] Not available with authentic flush ends both.
[2] Not available with fluting both or 6″ fluting.

Description	Model	Price
ANGLED TALL END PANELS	**45TEP384**	937
	45TEP387	970
	45TEP390	1005
	45TEP393	1042
	45TEP396	1073

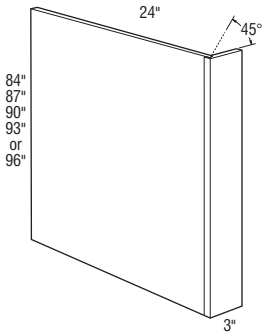

Left Shown

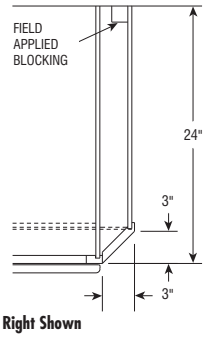

Right Shown

- 1/2″ wood veneer with face frame attached.
- Toekick not available.
- Increased Depths available in 1/4″ increments from 24 1/4″ to 29 1/4″ .
- Reduced Depths available in 1/4″ increments from 6″ to 23 3/4″.
- Glazes and/or Techniques available: F, P, TW, XTW, HW, XHW.

End Panel Options

AUTH[1]	CSFPE	FL/FR	FPE	INTGE	IPE
✓	✓		✓		

Custom Modification Options

BVR	EX	FLUT[2]	ID	IH	IW	RD	RH	ROSFLUT	WTR
		✓	✓			✓			✓

[1] Not available with authentic flush ends both.
[2] Not available with fluting both or 6″ fluting.

Description	Model	Price
END PANELS – FULL OVERLAY STYLES ONLY	**WEPOF3WD**	257

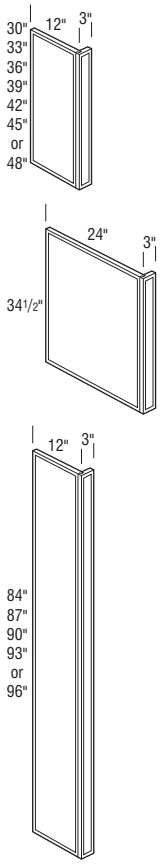

- Return not available.

	WEPOF333WD	286
	WEPOF336WD	308
	WEPOF339WD	337
	WEPOF342WD	363
	WEPOF345WD	387
	WEPOF348WD	412

- Must specify a profile.
- Full overlay styles with #18 profile will be sent with #14 profile.
- Increased Depths available in 1/4″ increments from 12 1/4″ to 36″.
- Reduced Depths available in 1/4″ increments from 6″ to 11 3/4″.
- Reduced Heights available in 1/4″ increments from 12″ to 47 3/4″.
- Increased Widths available in 1/4″ increments. See page G•46 for details.
- Not available with Inset or Beaded Inset Styles.

	BEPOF3WD	353

- Must specify a profile.
- Full overlay styles with #18 profile will be sent with #14 profile.
- Toekick not included with BEPOF3WD.
- Increased Depths available in 1/4″ increments from 24 1/4″ to 48″.
- Reduced Depths available in 1/4″ increments from 12 1/4″ to 23 3/4″.
- Increased Heights available in 1/4″ increments from 34 3/4″ to 48″.
- Reduced Heights available in 1/4″ increments from 12″ to 34 1/4″.
- Increased Widths available in 1/4″ increments. See page G•46 for details.
- Not available with Inset or Beaded Inset Styles.

	TEP1284OF3WD	514
	TEP1287OF3WD	555
	TEP1290OF3WD	600
	TEP1293OF3WD	652
	TEP1296OF3WD	703

- Must specify a profile.
- Full overlay styles with #18 profile will be sent with #14 profile.
- Toekick not included with TEP1284OF3WD.
- Increased Depths available in 1/4″ increments from 12 1/4″ to 36″.
- Reduced Depths available in 1/4″ increments from 6″ to 11 3/4″.
- Reduced Heights available in 1/4″ increments from 60″ to 95 3/4″.
- Increased Widths available in 1/4″ increments. See page G•46 for details.
- Not available with Inset or Beaded Inset Styles.

End Panel Options

AUTH[1]	CSFPE	FL/FR	FPE	INTGE	IPE
✓	✓		✓	✓	✓

Custom Modification Options

BVR	EX	FLUT	ID[2]	IH[3]	IW	RD	RH	ROSFLUT	WTR
			✓	✓	✓	✓	✓		✓

[1] Not available with authentic flush ends both.
[2] Not available with TEP versions.
[3] Only available on WEPOF348WD and BEPOF3WD.

Glazes and Techniques
F = Flooded (see page E•4.)
P = Penned (see page E•4.)
TW = Timeworn (see page E•4.)
XTW = Extra Timeworn (see page E•4.)
HW = Hewn (see page E•4.)
XHW = Extra Hewn (see page E•4.)

Description	Model	Price
END PANELS – FULL OVERLAY STYLES ONLY	**TEP2484OF3WD**	798
	TEP2487OF3WD	861
	TEP2490OF3WD	932
	TEP2493OF3WD	1004
	TEP2496OF3WD	1088

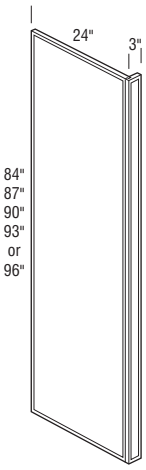

- 1/2″ wood veneer with face frame attached.
- Must specify a profile.
- Full Overlay styles with #18 profile will have overlay sent with #14 profile.
- Overlays profiled on all four sides.
- Toekick not included with TEP2484OF3WD.
- Increased Depths available in 1/4″ increments from 24 1/4″ to 48″ .
- Reduced Depths available in 1/4″ increments from 12 1/4″ to 23 3/4″ .
- Reduced Heights available in 1/4″ increments from 60″ to 95 3/4″.
- Increased Widths available in 1/4″ increments. See page G•46 for details.
- Not available with Inset or Beaded Inset Styles.

End Panel Options

AUTH[1]	CSFPE	FL/FR	FPE	INTGE	IPE
✓	✓		✓	✓	✓

Custom Modification Options

BVR	EX	FLUT	ID	IH	IW	RD	RH	ROSFLUT	WTR
			✓		✓	✓	✓		✓

[1] Not available with authentic flush ends both.

Description	Model	Price
REFRIGERATOR PANEL, 12″ DEEP	**TEP1284WD**	384
	TEP1287WD	420
	TEP1290WD	450
	TEP1293WD	438
	TEP1296WD	486

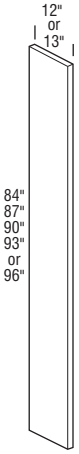

- 3/4″ double-sided veneer panel with front edgebanded.
- Reduced Heights available in 1/4″ increments from 60″ to 95 3/4″.
- Inset and Beaded Inset styles are a standard 13″ deep.
- Full Overlay Styles:
  – Reduced Depths available in 1/4″ increments from 6″ to 11 3/4″.
- Inset and Beaded Inset Styles:
  – Reduced Depths available in 1/4″ increments from 6″ to 12 3/4″.

End Panel Options

AUTH[1]	CSFPE	FL/FR	FPE	INTGE	IPE
✓					

Custom Modification Options

BVR	EX	FLUT	ID	IH	IW	RD	RH	ROSFLUT	WTR
						✓	✓		

[1] Not available with authentic flush ends both.

Description	Model	Price
REFRIGERATOR PANEL, 12″ or 13″ DEEP	**TEP1284F1.5WD**	439
	TEP1284F3WD	490
	TEP1284F6WD	614
	TEP1287F1.5WD	449
	TEP1287F3WD	500
	TEP1287F6WD	626
	TEP1290F1.5WD	460
	TEP1290F3WD	509
	TEP1290F6WD	638
	TEP1293F1.5WD	469
	TEP1293F3WD	515
	TEP1293F6WD	641
	TEP1296F1.5WD	469
	TEP1296F3WD	519
	TEP1296F6WD	649

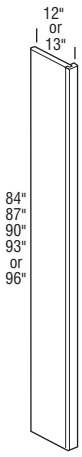

- 1/2″ wood veneer with face frame attached.
- Reduced Heights available in 1/4″ increments from 60″ to 95 3/4″.
- Increased Widths available in 1/4″ increments. See page G•46 for details.
- Inset and Beaded Inset styles are a standard 13″ deep.
- Full Overlay Styles:
  – Reduced Depths available in 1/4″ increments from 6″ to 11 3/4″.
- Inset and Beaded Inset Styles:
  – Reduced Depths available in 1/4″ increments from 6″ to 12 3/4″.

End Panel Options

AUTH[1]	CSFPE	FL/FR	FPE	INTGE	IPE
✓	✓		✓	✓	✓

Custom Modification Options

BVR	EX	FLUT[2]	ID	IH	IW[3]	RD	RH	ROSFLUT[2]	WTR
		✓			✓	✓	✓	✓	✓

[1] Not available with authentic flush ends both.
[2] Not available on 1.5″ wide or with fluting both.
[3] Not available on 6″ wide.

Description	Model	Price
REFRIGERATOR PANEL, 12″ or 13″ DEEP	**TEP12102WD**	803
	TEP12108WD	1120
	TEP12120WD	1183

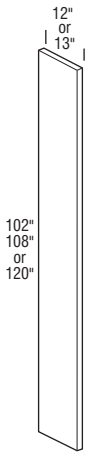

- 3/4″ double-sided veneer panel with front edgebanded.
- Inset and Beaded Inset styles are a standard 13″ deep.
- Full Overlay Styles:
  – Reduced Depths available in 1/4″ increments from 6″ to 11 3/4″.
- Inset and Beaded Inset Styles:
  – Reduced Depths available in 1/4″ increments from 6″ to 12 3/4″.
- Reduced Heights available in 1/4″ increments from 96 1/4″ to 119 3/4″ .
- All panels over 96″ high will get three equal height authentic doors when authentic is ordered.

	TEP12102F1.5WD	804
	TEP12102F3WD	839
	TEP12108F1.5WD	1140
	TEP12108F3WD	1158
	TEP12120F1.5WD	1199
	TEP12120F3WD	1215

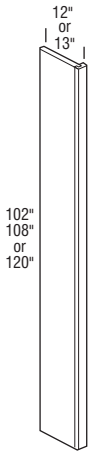

- 5/8″ standard finished flushed ends. Wood veneer with face frame attached.
- Inset and Beaded Inset styles are a standard 13″ deep.
- Full Overlay Styles:
  – Reduced Depths available in 1/4″ increments from 6″ to 11 3/4″.
- Increased Widths available in 1/4″ increments. See page G•46 for details.
- Inset and Beaded Inset Styles:
  – Reduced Depths available in 1/4″ increments from 6″ to 12 3/4″.
- Reduced Heights available in 1/4″ increments from 96 1/4″ to 119 3/4″.

End Panel Options

AUTH[1]	CSFPE	FL/FR	FPE	INTGE	IPE[2]
✓					✓

Custom Modification Options

BVR	EX	FLUT[3]	ID	IH	IW[4]	RD	RH	ROSFLUT[5]	WTR[6]
		✓			✓	✓	✓	✓	✓

[1] Not available with authentic flush ends both.
[2] Only available on 1.5 and 3 versions.
[3] Only available with 3″ wide. Not available with 6″ fluting or fluting both.
[4] Not available on TEP12108WD or TEP121208WD.
[5] Only available with 3″ wide. Not available with fluting both.
[6] Only available in TEP12108F1.5WD and TEP12108F3WD.

Description	Model	Price
REFRIGERATOR PANEL, 24″ DEEP	**TEP2484WD**	661
	TEP2487WD	674
	TEP2490WD	749
	TEP2493WD	752
	TEP2496WD	829

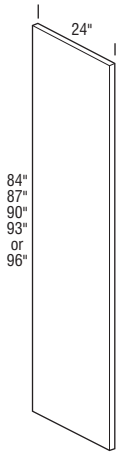

- 3/4″ double-sided veneer panel with front edgebanded.
- Increased Depths available in 1/4″ increments from 24 1/4″ to 48″ .
- Reduced Depths available in 1/4″ increments from 12 1/4″ to 23 3/4″ .
- Reduced Height available in 1/4″ increments from 60″ to 95 3/4″.

End Panel Options

AUTH[1]	CSFPE	FL/FR	FPE	INTGE	IPE
✓					

Custom Modification Options

BVR	EX	FLUT	ID	IH	IW	RD	RH	ROSFLUT	WTR
			✓			✓	✓		✓

[1] Not available with authentic flush ends both.

REFRIGERATOR PANEL, 24″ DEEP	**TEP2484F1.5WD**	632
	TEP2484F3WD	661
	TEP2484F6WD	826
	TEP2487F1.5WD	706
	TEP2487F3WD	729
	TEP2487F6WD	881
	TEP2490F1.5WD	715
	TEP2490F3WD	749
	TEP2490F6WD	937
	TEP2493F1.5WD	793
	TEP2493F3WD	804
	TEP2493F6WD	988
	TEP2496F1.5WD	788
	TEP2496F3WD	829
	TEP2496F6WD	1038

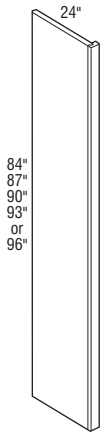

- 1/2″ wood veneer with face frame attached.
- Increased Depths available in 1/4″ increments from 24 1/4″ to 48″ .
- Reduced Depths available in 1/4″ increments from 12 1/4″ to 23 3/4″ .
- Reduced Height available in 1/4″ increments from 60″ to 95 3/4″.
- Increased Widths available in 1/4″ increments. See page G•46 for details.

End Panel Options

AUTH[1]	CSFPE	FL/FR	FPE	INTGE	IPE
✓	✓		✓	✓	✓

Custom Modification Options

BVR	EX	FLUT[2]	ID	IH	IW[3]	RD	RH	ROSFLUT[2]	WTR
		✓	✓		✓	✓	✓	✓	✓

[1] Not available with authentic flush ends both.
[2] Not available on 1.5″ wide or with fluting both.
[3] Not available on 6″ wide.

Description	Model	Price
REFRIGERATOR PANEL, 24″ DEEP	**TEP24102WD**	975
	TEP24108WD	1337
	TEP24120WD	1404

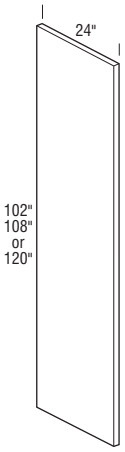

- 3/4″ double-sided veneer panel with front edgebanded.
- Increased Depths available in 1/4″ increments from 24 1/4″ to 30″
- Reduced Depths available in 1/4″ increments from 12 1/4″ to 23 3/4″ .
- Reduced Heights available in 1/4″ increments from 96 1/4″ to 119 3/4″ .
- All panels over 96″ high will get three equal height authentic doors when authentic is ordered.

	TEP24102F1.5WD	1074
	TEP24102F3WD	1106
	TEP24108F1.5WD	1360
	TEP24108F3WD	1382
	TEP24120F1.5WD	1420
	TEP24120F3WD	1437

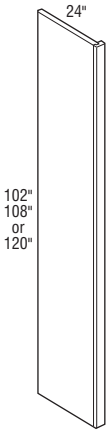

- 5/8″ standard finished flushed ends. Wood veneer with face frame attached.
- Increased Depths available in 1/4″ increments from 24 1/4″ to 30″.
- Reduced Depths available in 1/4″ increments from 12 1/4″ to 23 3/4″ .
- Reduced Heights available in 1/4″ increments from 96 1/4″ to 119 3/4″ .
- Increased Widths available in 1/4″ increments. See page G•46 for details.

End Panel Options

AUTH[1]	CSFPE	FL/FR	FPE[2]	INTGE	IPE[3]
✓			✓		✓

Custom Modification Options

BVR	EX	FLUT[4]	ID	IH	IW[5]	RD	RH	ROSFLUT[6]	WTR[7]
		✓	✓		✓	✓	✓	✓	✓

[1] Not available with authentic flush ends both.
[2] Only available on TEP24108F1.5WD and TEP24108F3WD.
[3] Only available on 1.5 and 3 versions.
[4] Only available with 3″ wide. Not available with 6″ fluting or fluting both.
[5] Not available on TEP24108WD or TEP24120WD.
[6] Only available with 3″ wide. Not available with fluting both.
[7] Only available on TEP24108WD, TEP24108F1.5WD and TEP24108F3WD.

Description	Model	Price
3/32″ SKINS	**WEPS18**	116
	WEPS30	122
	WEPS33	126
	WEPS36	127
	WEPS39	131
	WEPS42	136
	WEPS45	139
	WEPS48	144

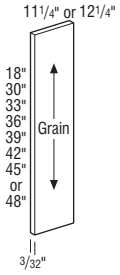

- 3/32″ thick.
- Inset and Beaded Inset will have a standard depth of 12 1/4″.
- Increased Heights available in 1/4″ increments from 48 1/4″ to 60″.
- Reduced Heights available in 1/4″ increments from 12″ to 47 3/4″.
- Full Overlay Styles:
  - Increased Depths available in 1/4″ increments from 11 1/2″ to 47 3/4″.
  - Reduced Depths available in 1/4″ increments from 6″ to 11″.
- Inset and Beaded Inset Styles:
  - Increased Depths available in 1/4″ increments from 12 1/2″ to 47 3/4″.
  - Reduced Depths available in 1/4″ increments from 6″ to 12″.

	BEPS34.5	211

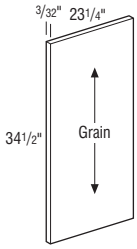

- 3/32″ thick.
- Increased Heights available in 1/4″ increments from 34 3/4″ to 59 3/4″.
- Reduced Heights available in 1/4″ increments from 12″ to 34 1/4″.
- Increased Depths available in 1/4″ increments from 23 1/2″ to 48″.
- Reduced Depths available in 1/4″ increments from 12 1/4″ to 23″.

	VEPS30	179

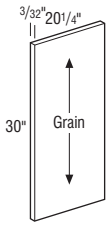

- 3/32″ thick.
- Increased Heights available in 1/4″ increments from 30 1/4″ to 59 3/4″.
- Reduced Heights available in 1/4″ increments from 12″ to 29 3/4″.
- Increased Depths available in 1/4″ increments from 20 1/2″ to 48″.
- Reduced Depths available in 1/4″ increments from 12 1/4″ to 20″.

	TEPS84	332
	TEPS87	346
	TEPS90	360
	TEPS93	366
	TEPS96	371
	TEPS102	378
	TEPS108	386
	TEPS120	403

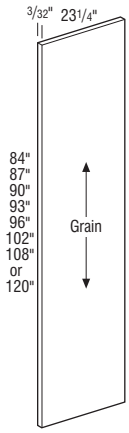

- 3/32″ thick.
- Reduced Heights available in 1/4″ increments from 60″ to 119 3/4″.
- Increased Depths available in 1/4″ increments from 23 1/2″ to 29 1/4″.
- Reduced Depths available in 1/4″ increments from 6″ to 23″.

End Panel Options

AUTH[1]	CSFPE	FL/FR	FPE	INTGE	IPE
✓					

Custom Modification Options

BVR	EX	FLUT	ID[2]	IH[3]	IW	RD[2]	RH	ROSFLUT	WTR
			✓	✓		✓	✓		

[1] Not available with authentic flush ends both. Not available on WEPS or BEPS34.5.
[2] Not available on WEPS45 or WEPS48.
[3] Only available on WEPS48, BEPS34.5, and VEPS30.

Description	Model	Price
ENGLISH COUNTRY CAR SIDING SKINS	**WEPS18VG** Wall Cabinet Paneling	89
	WEPS30VG Wall Cabinet Paneling	142
	WEPS42VG Wall Cabinet Paneling	199
	• 3/16″ thick.	
	VEPS30VG Vanity Cabinet Paneling	270
	BEPS34.5VG Base Cabinet Paneling	332
	• 3/16″ thick.	
	TEPS2484VG Utility Paneling	793
	TEPS2496VG Utility Paneling	894
	• 3/16″ thick.	

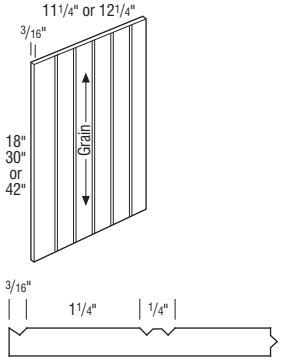

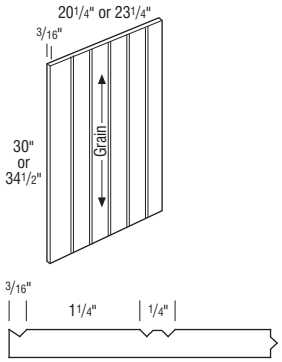

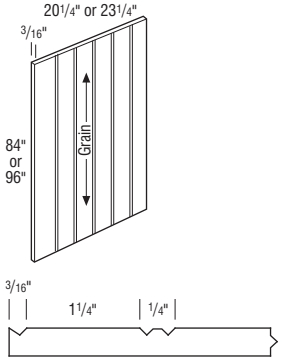

End Panel Options

AUTH[1]	CSFPE	FL/FR	FPE	INTGE	IPE
✓					

Custom Modification Options

BVR	EX	FLUT	ID[2]	IH	IW	RD[2]	RH[3]	ROSFLUT	WTR
			✓			✓	✓		

[1] Only available in VEPS and TEPS versions. Not available with authentic flush ends both.
[2] Only available on WEPS18VG and WEPS30VG.
[3] Only available on WEPS30VG.

Description	Model	Price
TOE BOARD TRIM	**TB8WD14**	95
	• 1/4″ thick.	
	Modifications Are Not Available	

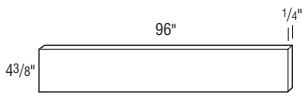

Description	Model	Price
TOEKICK CAPS	**TKC**	70
	• Price per pair. • Available in Alder and Maple. • Cherry finishes available on Maple.	
	Modifications Are Not Available	

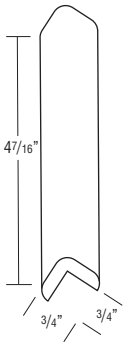

Description	Model	Price
PANELING	**WP9630WD**	570
	• 1/4″ x 96″ x 30″	
	BP3634.5WD	283
	• 1/4″ x 36″ x 34 1/2″	
	BP4834.5WD	358
	• 1/4″ x 48″ x 34 1/2″	
	BP7234.5WD	504
	• 1/4″ x 72″ x 34 1/2″	
	BP9634.5WD	649
	• 1/4″ x 96″ x 34 1/2″	
	BP9648CRSGR	931
	• 1/4″ x 96″ x 48″	
	BP4896WD	827
	• 1/4″ x 48″ x 96″	
	• 1/4″ thick.	
	Modifications Are Not Available	

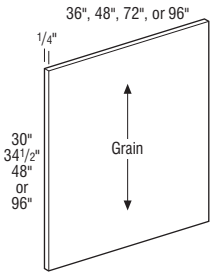

Description	Model	Price
ENGLISH COUNTRY CAR SIDING PANELING	**WEP4830VG** Wall Cabinet Paneling	569
	BP4834.5VG Base Cabinet Paneling	655
	BP4896VG Tall Cabinet Paneling	1376
	Modifications Are Not Available	

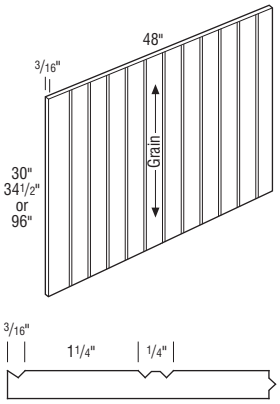

Description	Model	Price
DISHWASHER PANEL	**DWPWD**	175

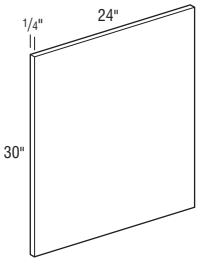

- Dimensions: 1/4″ x 24″ x 30″

Modifications Are Not Available

Description	Model	Price
LAZY SUSAN BASE PANEL	**BLSBEPWD**	255

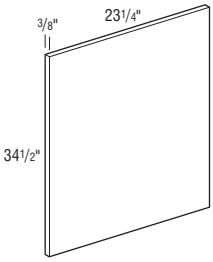

- Dimensions: 3/8″ x 23 1/4″ x 34 1/2″

Modifications Are Not Available

Description	Model	Price
TAPERED VANITY END PANEL, 21″ DEEP	**VDL2130WD**	307
	VDL2132WD	306

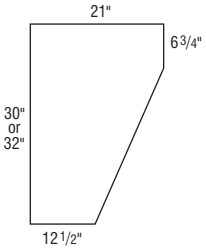

- 3/4″ double sided veneer panel with front edgebanded.
- Increased Depths available in 3″ increments to 24″.
- Reduced Depths available in 3″ increments to 18″.
- Increased Height available in 1/4″ increments from 30 1/4″ to 46 1/2″ .

End Panel Options

AUTH	CSFPE	FL/FR	FPE	INTGE	IPE
		✓			

Custom Modification Options

BVR	EX	FLUT	ID	IH	IW	RD	RH	ROSFLUT	WTR
			✓	✓		✓			

Description	Model	Price
HUTCH END PANEL	**HE48**	563

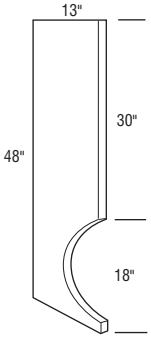

- 3/4″ thick.
- Increased Heights available in 1/4″ increments from 48 1/4″ to 60″ .
- Reduced Heights available in 1/4″ increments from 36″ to 47 3/4″.

End Panel Options

AUTH	CSFPE	FL/FR	FPE	INTGE	IPE
		✓			

Custom Modification Options

BVR	EX	FLUT	ID	IH	IW	RD	RH	ROSFLUT	WTR
				✓			✓		

Description	Model	Price

MATERIAL (SPECIFY STAIN and STYLE)

CRISS CROSS WINE RACK MATERIAL	**WNRMAT**	113

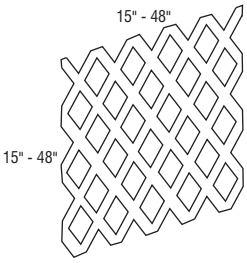

- Price is per square foot.
- Includes front and back grid.
- Specify width and height.
- Maximum width/height is 30″ when the width/height exceeds 30″.
- Minimum width is 15″. Maximum width is 48″.
- Minimum height is 15″. Maximum height is 48″.

End Panel Options

AUTH

Custom Modification Options

BAND	BND	F.ALL	F.FRT	PRO
		✓		

1/2″ NATURAL MATERIAL – 2-SIDED	**1/2NAT2S**	59

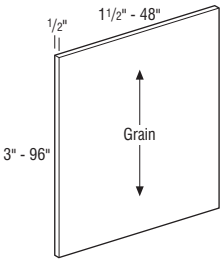

- Price is per square foot.
- Cabinet top and bottom material.
- Specify width and height.
- Minimum width is 1 1/2″. Maximum width is 48″.
- Minimum height is 3″. Maximum height is 96″.

End Panel Options

AUTH

Custom Modification Options

BAND	BND	F.ALL	F.FRT	PRO
✓				

3/4″ NATURAL MATERIAL – 2-SIDED	**3/4NAT2S**	64

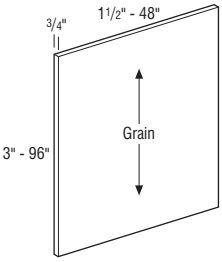

- Price is per square foot.
- Specify width and height.
- Shelving material.
- Minimum width is 1 1/2″. Maximum width is 48″.
- Minimum height is 3″. Maximum height is 96″.

End Panel Options

AUTH

Custom Modification Options

BAND	BND	F.ALL	F.FRT	PRO
✓				

3/16″ NATURAL MATERIAL – 1-SIDED	**3/16NAT1S**	41

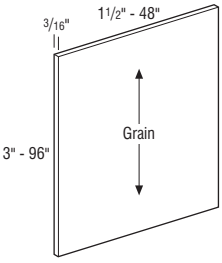

- Price is per square foot.
- Specify width and height.
- Minimum width is 1 1/2″. Maximum width is 48″.
- Minimum height is 3″. Maximum height is 96″.

Modifications Are Not Available

Description	Model	Price
1/2″ NATURAL – 1 SIDE, VENEER – 1 SIDE	**1/2NATVEN**	59

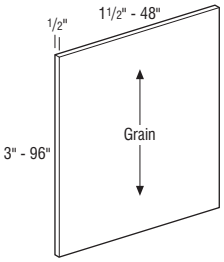

- Price is per square foot.
- Specify width and height.
- Minimum width is 1 1/2″. Maximum width is 48″.
- Minimum height is 3″. Maximum height is 96″.

Modifications Are Not Available

Description	Model	Price
1/4″ VENEER – 1-SIDED	**1/4VEN1S**	40

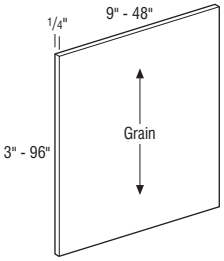

- Price is per square foot.
- Specify width and height.
- Minimum width is 9″. Maximum width is 48″.
- Minimum height is 3″. Maximum height is 96″.
- 48″ W x 96″ H or 96″ W x 48″ H

Modifications Are Not Available

Description	Model	Price
3/32″ VENEER – 1-SIDED	**3/32VEN1S**	40

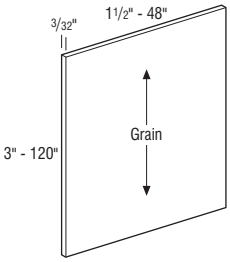

- Price is per square foot.
- Specify width and height.
- Minimum width is 1 1/2″. Maximum width is 48″.
- Minimum height is 3″. Maximum height is 120″.
- 48″ W x 48″ H or 29 1/4″ W x 120″ H

Modifications Are Not Available

Description	Model	Price
3/4″ VENEER – 2-SIDED	**3/4VEN2S**	64

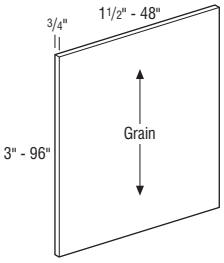

- Price is per square foot.
- Specify width and height.
- Minimum width is 1 1/2″. Maximum width is 48″.
- Minimum height is 3″. Maximum height is 96″.

End Panel Options

AUTH

Custom Modification Options

BAND	BND	F.ALL	F.FRT	PRO
✓				

Description	Model	Price
3/16″ VENEER – 1-SIDED	**3/16VEN1S**	41

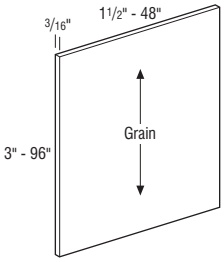

- Price is per square foot.
- Specify width and height.
- Minimum width is 1 1/2″. Maximum width is 48″.
- Minimum height is 3″. Maximum height is 96″.

Modifications Are Not Available

Description	Model	Price
1/2″ VENEER – 2-SIDED	**1/2VEN2S**	59

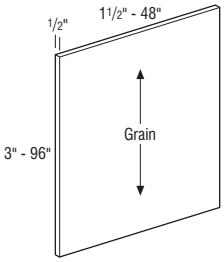

- Price is per square foot.
- Specify width and height.
- Minimum width is 1 1/2″. Maximum width is 48″.
- Minimum height is 3″. Maximum height is 96″.

End Panel Options

AUTH

Custom Modification Options

BAND	BND	F.ALL	F.FRT	PRO
✓				

Description	Model	Price
3/16″ CAR SIDING – 1-SIDED	**3/16CSDG1S**	75

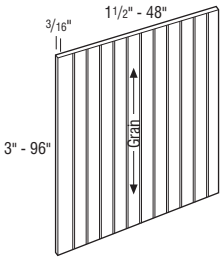

- Price is per square foot.
- Specify width and height.
- Minimum width is 1 1/2″. Maximum width is 48″.
- Minimum height is 3″. Maximum height is 96″.

Modifications Are Not Available

Description	Model	Price
3/4″ SOLID WOOD	**3/4SOLID** 3/4″ SOLID WOOD	112

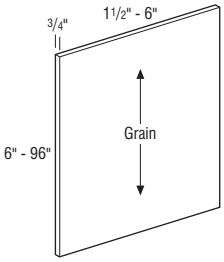

All Species

- Price is per square foot.
- Specify width and height.
- Must be minimum of 2 9/16″ wide to profile both long edges (height) for all profiles except #18. Must be minimum of 4 1/4″ wide to profile both long edges (height) for profile #18.

Species	Part Widths	Max. Height
Alder	1 1/2″ to 6″	120″
	6 1/4″ to 12″	60″
Cherry	1 1/2″ to 6″	120″
	6 1/4″ to 23 3/4″	61 1/4″
Maple	1 1/2″ to 6″	120″
	6 1/4″ to 23 3/4″	61 1/4″
Quartersawn Oak	1 1/2″ to 6″	120″
	6 1/4″ to 12″	60″
Rustic Alder	1 1/2″ to 6″	120″
	6 1/4″ to 12″	60″
Walnut	1 1/2″ to 6″	120″
	6 1/4″ to 12″	60″

End Panel Options

AUTH

Custom Modification Options

BAND	BND	F.ALL	F.FRT	PRO
		✓	✓	✓

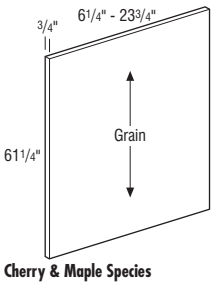

Cherry & Maple Species

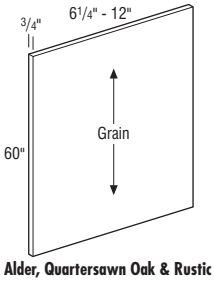

Alder, Quartersawn Oak & Rustic Alder Species

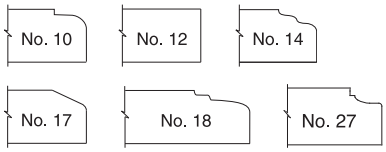

Profiles

Description	Model	Price
STRETCHER MATERIAL	**STRETCHERMAT**	51

- Price is per square foot.
- 3/8″ thick.
- Specify height.
- Minimum height is 6″. Maximum height is 96″.

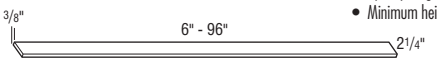

Modifications Are Not Available

3/4″ SHELVING MATERIAL

SHELFSLD 3/4″ SOLID WOOD 110

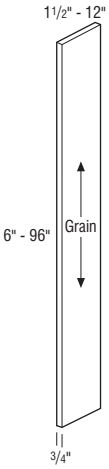

- Price is per square foot.
- Specify width and height.
- Can be used for moulding applications.

Species	Part Widths	Max. Height
Alder	1 1/2″ to 6″	120″
	6 1/4″ to 12″	61 1/4″
Cherry	1 1/2″ to 6″	120″
	6 1/4″ to 23 3/4″	61 1/4″
Maple	1 1/2″ to 6″	120″
	6 1/4″ to 23 3/4″	61 1/4″
Quartersawn Oak	1 1/2″ to 6″	120″
	6 1/4″ to 11″	61 1/4″
Rustic Alder	1 1/2″ to 6″	120″
	6 1/4″ to 12″	61 1/4″
Walnut	1 1/2″ to 6″	120″
	6 1/4″ to 11″	61 1/4″

Modifications Are Not Available

3/4″ SHELVING MATERIAL

SHELFNAT 3/4″ Natural Plywood 48″ W x 96″ H 64

SHELFMI 3/4″ Veneer Plywood 48″ W x 96″ H 79

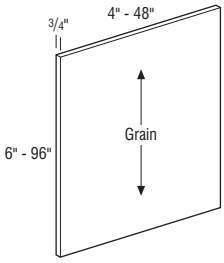

- Price is per square foot.
- Specify width and height.
- Minimum width is 4″. Maximum width is 48″.
- Minimum height is 6″. Maximum height is 96″.

End Panel Options

AUTH

Custom Modification Options

BAND	BND	F.ALL	F.FRT	PRO
✓	✓			

Description	Model	Price
DOOR RAIL MATERIAL		
	CGRAIL Door Rail Material	81
	DRWRAILEND Drawer Rail	81
	DRWRAILCROSS Drawer	81
	DRRAILEND Door Rail	81
	DRRAILCROSS Door Rail	81

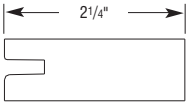

Kirby Door Rail

- Price is per lineal foot.
- Specify door style and length.
- Not available on the following door styles: Landry, Landry Beaded Inset, and Landry Inset.
- CGRAIL, DRWRAILEND, DRRAILEND: Minimum height is 6″. Maximum height is 72″.
- DRWRAILCROSS, DRRAILCROSS: Minimum height is 6″. Maximum height is 36″.

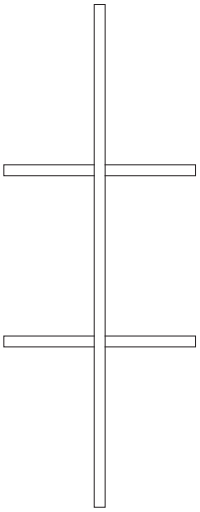

MUNTIN

	MUNTIN Mullion door material	41

- Price is per lineal foot.
- Specify door style and length.
- Not available with the following door styles: Burke, Burke Beaded Inset, Burke Inset, Decker, Decker Beaded Inset, Decker Inset, Butler, Landry, Landry Beaded Inset, Landry Inset, Caprice, Caprice Beaded Inset, Caprice Inset, Tate, Tate Beaded Inset, and Tate Inset.

End Panel Options

AUTH

Custom Modification Options

BAND	BND	F.ALL[1]	F.FRT	PRO
		✓		

[1] Not available on MUNTIN.

Description	Model	Price
FRAME RAIL MATERIAL		
	FFRAIL	81

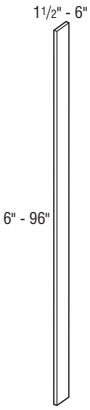

- Price is per lineal foot.
- Specify length.
- Minimum width is 1 1/2″. Maximum width is 6″.
- Minimum height is 6″. For rails 1 1/2″ up to 3″ wide, the maximum height is 120″. For rails greater than 3″ to 6″ wide, the maximum height is 96″.

End Panel Options

AUTH

Custom Modification Options

BAND	BND	F.ALL	F.FRT	PRO
		✓		

Description	Model	Price
CORNER TALL MOULDING		
	DCM7	211
	DCM8	238
	DCM10	297

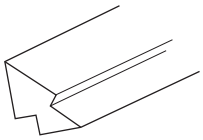

- For use with Corner End Panel (84TCEP.5, 96TCEP.5, BEP.5WD, 30WEP.5, 42WEP.5) in 45° diagonal installation.
- DCM10 is not available in Quartersawn Oak.

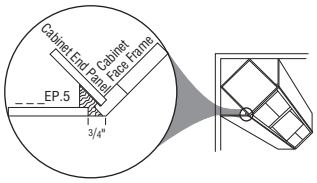

Section enlarged to show detail.

End Panel Options

AUTH

Custom Modification Options

BAND	BND	F.ALL[1]	F.FRT	PRO
		✓		

[1] Only available on DCM10.

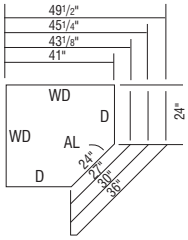

AL = Angle Length
D = Depth
AL = WD - D

$$\frac{\text{AL = WD - D}}{.7071}$$

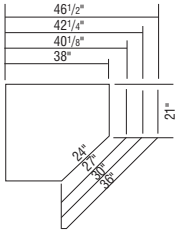

AL = WD - D

$$\frac{\text{AL = WD - D}}{.7071}$$

Description	Model	Price
CORNER END PANELS		
	30WEP.5	142
	42WEP.5	175
	• Wall Corner End Panel	
	BEP.5WD	255
	• Base Corner End Panel	
	84TCEP.5	444
	96TCEP.5	492
	• Tall Corner End Panel	

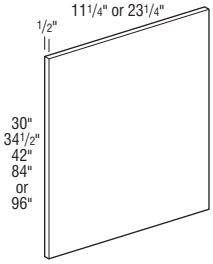

Notes below apply to all products in section above:

- 1/2″ veneer.
- For use with DCM7 and DCM8 in 45° diagonal installation. See diagram under Corner Tall Moulding section for DCM__ usage.

End Panel Options

AUTH[1]
✓

Custom Modification Options

BAND	BND	F.ALL	F.FRT	PRO

[1] Not available on WEP versions.

PILASTERS (SPECIFY STYLE and STAIN)

PILASTERS, 5″ DEEP – INSTALLATION as a DIVIDER BETWEEN CABINETS

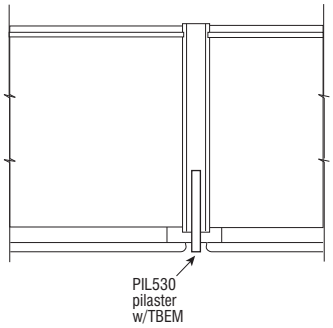

Example of 5″ deep pilaster installed as a divider between cabinets

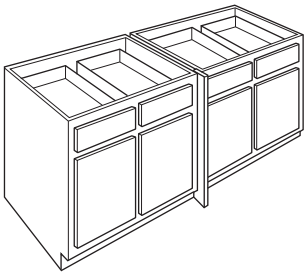

Divider between base cabinets

Description	Model	Price
	PIL530SBE	257
	PIL530TBE	257
	PIL530ROP	257
	PIL530BAT	257
	PIL534.5SBE	270
	PIL534.5TBE	270
	PIL534.5ROP	270
	PIL534.5BAT	270
	PIL548SBE	353
	PIL548TBE	353
	PIL548ROP	353
	PIL548BAT	353
	PIL584SBE	427
	PIL584TBE	427
	PIL584ROP	427
	PIL584BAT	427
	PIL596SBE	461
	PIL596TBE	461
	PIL596ROP	461
	PIL596BAT	461

- Specify moulding to apply to one edge: SBE8, TBEM, RPM8, or TBATM.
- Pilasters with TBEM will be 4 13/16″ deep.
- Pilasters are designed to function as dividers between cabinets and as an end of the run panel treatment. Pilasters are constructed of 3/4″ thick MDF (veneered or painted) material.
- Reduced Heights available in 1/4″ increments from 12″ to 95 3/4″.

Custom Modification Options

ID	IH[1]	RD	RH
	✓		✓

[1] Only available on 548 version.

Edging Options

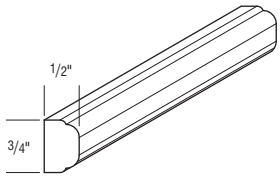

SBE8

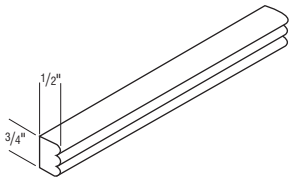

TBEM

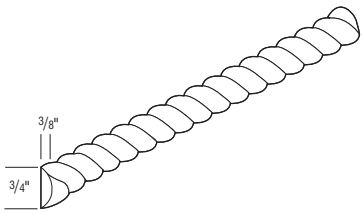

RPM8

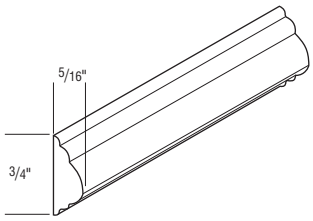

TBATM

PILASTERS, 12 3/4″ DEEP – INSTALLATION as WALL END TREATMENT

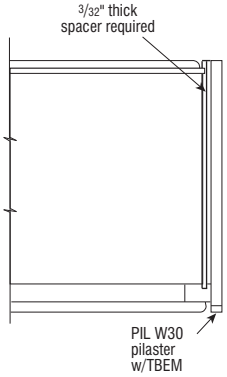

Example of 12 3/4″ deep pilaster installed at the end of a run

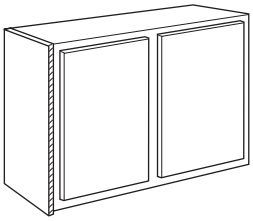

Description	Model	Price
	PILW30SBE	349
	PILW30TBE	349
	PILW30ROP	349
	PILW30BAT	349
	PILW34.5SBE	375
	PILW34.5TBE	375
	PILW34.5ROP	375
	PILW34.5BAT	375
	PILW48SBE	524
	PILW48TBE	524
	PILW48ROP	524
	PILW48BAT	524
	PILW84SBE	708
	PILW84TBE	708
	PILW84ROP	708
	PILW84BAT	708
	PILW96SBE	789
	PILW96TBE	789
	PILW96ROP	789
	PILW96BAT	789

- Specify moulding to apply to one edge: SBE8, TBEM, RPM8, or TBATM.
- Pilasters with TBEM will be 12 15/16″ deep.
- Pilasters are designed to function as dividers between cabinets and as an end of the run panel treatment. Pilasters are constructed of 3/4″ thick MDF (veneered or painted) material.
- Inset and Beaded Inset styles are a standard 13″ deep.
- Full Overlay Styles:
  – Reduced Depths available in 1/4″ increments from 5 1/4″ to 12 1/2″.
- Inset and Beaded Inset Styles:
  – Reduced Depths available in 1/4″ increments from 5 1/4″ to 13 1/2″.
- Reduced Heights available in 1/4″ increments from 12″ to 95 3/4″.

Custom Modification Options

ID	IH[1]	RD	RH
	✓	✓	✓

[1] Only available on 48 version.

Edging Options

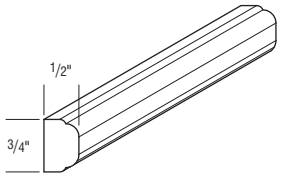

SBE8

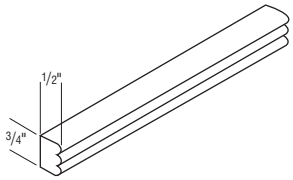

TBEM

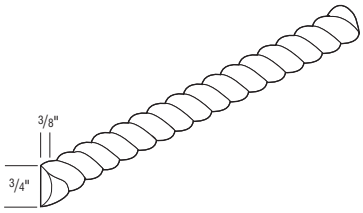

RPM8

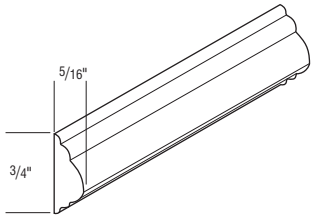

TBATM

Description	Model	Price
PILASTERS, 24 3/4″ DEEP – INSTALLATION as BASE END TREATMENT	**PILB30SBE**	486
	PILB30TBE	486
	PILB30ROP	486
	PILB30BAT	486
	PILB34.5SBE	526
	PILB34.5TBE	526
	PILB34.5ROP	526
	PILB34.5BAT	526
	PILB48SBE	761
	PILB48TBE	761
	PILB48ROP	761
	PILB48BAT	761
	PILB84SBE	1136
	PILB84TBE	1136
	PILB84ROP	1136
	PILB84BAT	1136
	PILB96SBE	1248
	PILB96TBE	1248
	PILB96ROP	1248
	PILB96BAT	1248

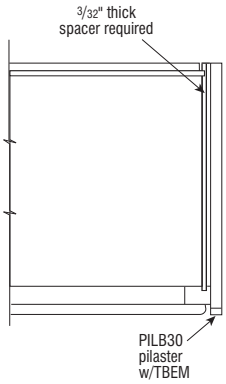

Example of 24 3/4″ deep pilaster installed at the end of a run

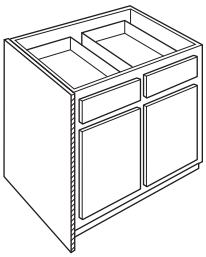

- Specify moulding to apply to one edge: SBE8, TBEM, RPM8, or TBATM.
- Pilasters with TBEM will be 24 15/16″ deep.
- Pilasters are designed to function as dividers between cabinets and as an end of the run panel treatment. Pilasters are constructed of 3/4″ thick MDF (veneered or painted) material.
- Reduced Heights available in 1/4″ increments from 12″ to 95 3/4″.
- Increased Depths available in 1/4″ increments from 25″ to 31″.
- Reduced Depths available in 1/4″ increments from 13″ to 24 1/2″.

Custom Modification Options

ID	IH[1]	RD	RH
✓	✓	✓	✓

[1] Only available on 48 version.

Edging Options

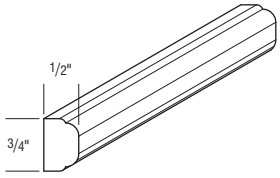

SBE8

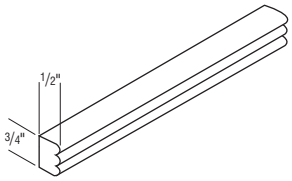

TBEM

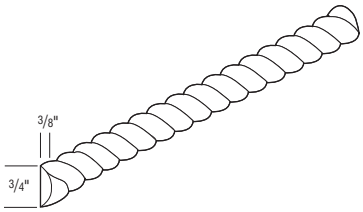

RPM8

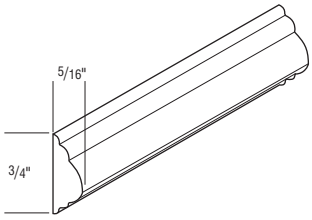

TBATM

Specialty Panels Reference Page

Title Description	Availability	Page
Wainscoting	All Styles	Q•27
Authentic Panels	Full Overlay	Q•28
Authentic Drawer Front Limitations		
Authentic Door Size Limitations		
Authentic Appliance Panel Ordering Information		
Authentic Panel Order Forms (www.mbci1touch.com)		
Inset Appliance Panels	Inset & Beaded Inset	Q•30
Inset Appliance Drawer Front Limitations		
Inset Appliance Door Size Limitations		
Inset Appliance Panel Order Forms (www.mbci1touch.com)		
Integrated Panels	Full Overlay	Q•32
Integrated Drawer Front Limitations		
Integrated Door Size Limitations		
Integrated Appliance Panel Order Form (www.mbci1touch.com)		
Overlay Panels	Full Overlay	Q•34
Overlay Drawer Front Limitations		
Overlay Door Size Limitations		
Integrated and Overlay Appliance Panel Ordering Information		
Overlay Appliance Panel Order Form (www.mbci1touch.com)		

WAINSCOTING, 34 1/2″ or 40 1/2″ HIGH

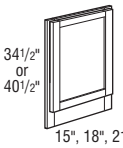

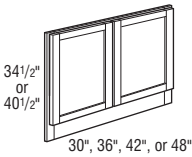

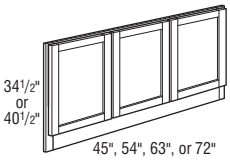

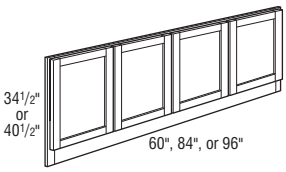

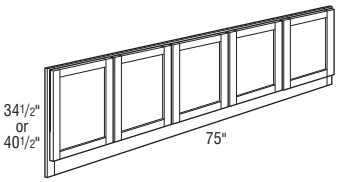

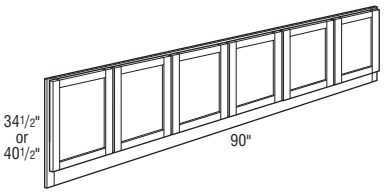

	Cubic Feet	1	2	3	4	5	6	7
GROUP A – Full Overlay Doors 14 9/16″ Wide; Inset & Beaded Inset Doors 11 13/16″ Wide								
WAIN1534.5	1.2	633	633	633	633	633	633	633
WAIN3034.5	2.3	1272	1272	1272	1272	1272	1272	1272
WAIN4534.5	3.4	1902	1902	1902	1902	1902	1902	1902
WAIN6034.5	4.5	2540	2540	2540	2540	2540	2540	2540
WAIN7534.5	5.6	3176	3176	3176	3176	3176	3176	3176
WAIN9034.5	6.7	3811	3811	3811	3811	3811	3811	3811
WAIN1540.5	1.4	749	749	749	749	749	749	749
WAIN3040.5	2.7	1488	1488	1488	1488	1488	1488	1488
WAIN4540.5	4.0	2238	2238	2238	2238	2238	2238	2238
WAIN6040.5	5.3	2984	2984	2984	2984	2984	2984	2984
WAIN7540.5	6.5	3724	3724	3724	3724	3724	3724	3724
WAIN9040.5	7.8	4472	4472	4472	4472	4472	4472	4472
GROUP B – Full Overlay Doors 17 9/16″ Wide; Inset & Beaded Inset Doors 14 13/16″ Wide								
WAIN1834.5	1.4	764	764	764	764	764	764	764
WAIN3634.5	2.8	1524	1524	1524	1524	1524	1524	1524
WAIN5434.5	4.1	2286	2286	2286	2286	2286	2286	2286
WAIN1840.5	1.7	894	894	894	894	894	894	894
WAIN3640.5	3.2	1788	1788	1788	1788	1788	1788	1788
WAIN5440.5	4.7	2682	2682	2682	2682	2682	2682	2682
GROUP C – Full Overlay Doors 20 9/16″ Wide; Inset & Beaded Inset Doors 17 13/16″ Wide								
WAIN2134.5	1.7	890	890	890	890	890	890	890
WAIN4234.5	3.2	1780	1780	1780	1780	1780	1780	1780
WAIN6334.5	4.7	2665	2665	2665	2665	2665	2665	2665
WAIN8434.5	6.3	3549	3549	3549	3549	3549	3549	3549
WAIN2140.5	1.9	1045	1045	1045	1045	1045	1045	1045
WAIN4240.5	3.7	2088	2088	2088	2088	2088	2088	2088
WAIN6340.5	5.5	3131	3131	3131	3131	3131	3131	3131
WAIN8440.5	7.3	4171	4171	4171	4171	4171	4171	4171
GROUP D – Full Overlay Doors 23 9/16″ Wide; Inset & Beaded Inset Doors 20 13/16″ Wide								
WAIN2434.5	1.9	1016	1016	1016	1016	1016	1016	1016
WAIN4834.5	3.6	2033	2033	2033	2033	2033	2033	2033
WAIN7234.5	5.4	3049	3049	3049	3049	3049	3049	3049
WAIN9634.5	7.1	4059	4059	4059	4059	4059	4059	4059
WAIN2440.5	2.2	1194	1194	1194	1194	1194	1194	1194
WAIN4840.5	4.2	2384	2384	2384	2384	2384	2384	2384
WAIN7240.5	6.3	3578	3578	3578	3578	3578	3578	3578
WAIN9640.5	8.3	4769	4769	4769	4769	4769	4769	4769

- Number of doors determined by width of panel.
- Flush Toekick standard.
- Split Doors standard on all units with more than one door.
- For widths not listed above, Extended Left and/or Extended Right options are available on all sizes except 96″ wide.
- Full Overlay Styles:
  - Wainscoting panel backs are not finished, but they are sealed to prevent warping and cracking.
- Inset and Beaded Inset Styles:
  - Face frame and door construction, doors applied to frame with screws.
- All doors are square.
- Increased or Reduced Heights available: 34.5″-19.5″, 22.5″, 25.5″, 28.5″, 31.5″; 40.5″-37.5″, 43.5″, 46.5″, 49.5″.

Custom Modification Options

EX	EX_OL	FLUT[1]	IH[2]	RH	ROSFLUT[3]	WTR
✓	✓	✓	✓	✓	✓	✓

[1] Not available with fluting both or 6″ fluting.
[2] Only available on 40.5 versions.
[3] Not available with fluting both.

Authentic Panels

Model	Price	
DAAUTHENTIC	152	per sq ft.

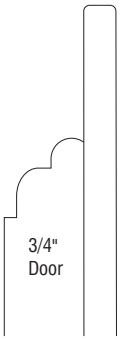

Authentic panels are used for appliance applications, backs of islands and peninsulas.

For the appliance application, the back panel will fit into the trim kit provided by the appliance manufacturer. Often called out on appliance specification sheets as framed panels. Specify the thickness and overall size of the back panel.

Complete the Appliance/Authentic Panel Specification Forms (www.mbci1touch.com).

Reference page Q•29 for additional appliance panel ordering information.

Modifications Are Not Available

Authentic Drawer Front Limitations

Slab Drawer Fronts
Available Heights: 4 1/2″ – 24″; Available Widths: 7 1/2″ – 47 9/16″

5-piece Drawer Fronts: (Kirby and Whitman)
Available Heights: 4 1/2″ – 21 3/4″; Available Widths: 8 9/16″ – 47 9/16″

5-piece Drawer Fronts: (All styles w/5-piece drawer fronts or 5-piece drawer front option (DFF5PC))
Available Heights: 5 3/4″ – 21 3/4″; Available Widths: 8 9/16″ – 47 9/16″

Authentic Door Size Limitations

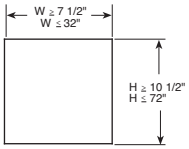

Slab Styles (Caprice)
- Minimum Width = 7 1/2″; Maximum Width = 32″
- Minimum Height = 10 1/2″; Maximum Height = 72″

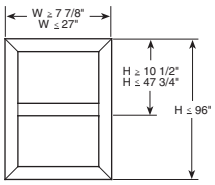

Mitered Styles (Burke and Vinson)
- Minimum Width = 7 7/8″; Maximum Width = 27″
- Minimum Height = 10 1/2″; Maximum Height = 96 ″
- Arched doors are not available in mitered styles.

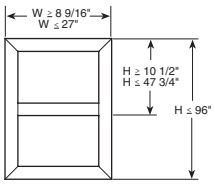

Mitered Styles with Wide Rails (Butler)
- Minimum Width = 8 9/16″; Maximum Width = 27″
- Minimum Height = 10 1/2″; Maximum Height = 96″

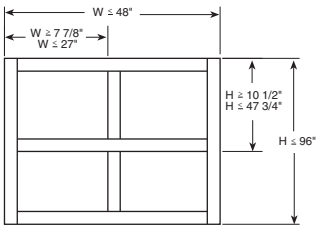

Rustic Styles with Wide Rails (Decker, Amstead, and Northrope)
- Minimum Width = 7 7/8″; Maximum Width = 48″
- Minimum Height = 10 1/2″; Maximum Height = 96″
- Heights over 47 3/4″ will include two center panels, unless over 27″, then they will consist of four center panels - refer to drawing chart.
- Widths up to 27″ will include one center panel.
- Widths over 27″ will include two center panels.

Authentic Door Size Limitations (cont'd)

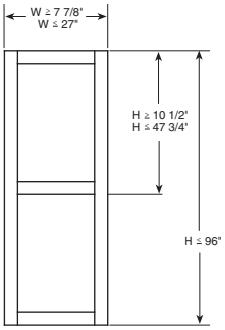

Rustic Styles (Tate)

- Minimum Width = 7 7/8″; Maximum Width = 27″
- Minimum Height = 10 1/2″; Maximum Height = 96″
- Double wide panels not available.
- Heights over 47 3/4″ will include two center panels, unless over 27″, then they will consist of four center panels - refer to drawing chart.

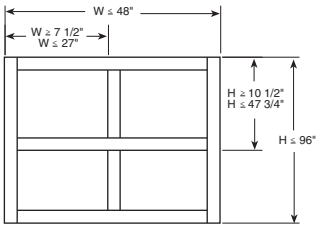

Full Overlay, Shaker, and Onlay Styles (Gordon, Kirby, Landry, Whitman, and Shanley)

- Minimum Width = 7 1/2″; Maximum Width = 48″
- Minimum Height = 10 1/2″; Maximum Height = 96″
- Heights over 47 3/4″ will include two center panels, unless over 27″, then they will consist of four center panels - refer to drawing chart.
- Widths up to 27″ will include one center panel.
- Widths over 27″ will include two center panels.
- 7 1/2″ wide shaped like a drawer front.
- Door side stiles in Landry may be narrower due to sizing limitations and may not match the width of side stiles within the kitchen.

Authentic Appliance Panel Ordering Information

Panel Application

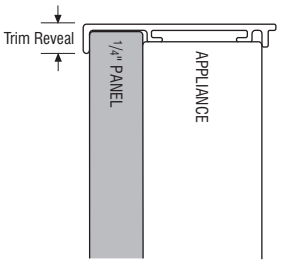

The model number from the appliance manufacturer will determine which panel type is required. Below are illustrations of authentic panels and ordering guidelines to help you place your order.

Order product 1/4VEN1S for panel application.

Specify Width x Height for each panel required for appliance.

Panel is finished plywood veneer.

Edges cannot be banded or finished. Panel cut-outs not available.

Framed Application

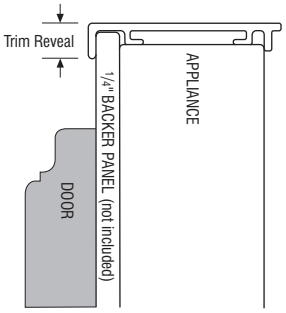

Order DAAUTHENTIC Panels for framed application.

DAAUTHENTIC is a 1/4″ back panel with door applied to a panel.

Reveal is visible from front of panel.

Reference door and drawer front size limitations by style and species on pages Q•28-Q•29.

For the appliance application, the back panel will fit into the trim kit provided by the appliance manufacturer often called out on appliance specification sheets as framed panels.

1/4″ back panel limitations:
48″W x 96″H (grain runs with height)
96″W x 48″H (grain runs with height)

Use the Appliance/Authentic Panel Specification Forms (www.mbci1touch.com) for ordering.

Available in 1/16″ increments.

Inset Appliance Panels

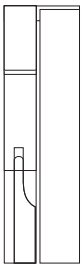

Model	Price	
IAPPLIANCE	**165**	**per sq ft.**

IAPPLIANCE is used for appliance applications, backs of islands and peninsulas.

Complete the Inset Appliance Panel Specification Forms (www.mbci1touch.com) and fax to Kemper Emerge when placing your order.

Reference www.mbci1touch.com for additional inset appliance panel ordering information.

Custom Modification Options

BVR	EX	FTK	WTR
✓	✓	✓	✓

Inset Appliance Drawer Front Limitations

Slab Drawer Fronts
Available Heights: 4 1/2″ – 24″; Available Widths: 7 1/2″ – 47 9/16″

5-piece Drawer Fronts: (Gordon, Kirby, and Landry)
Available Heights: 4 1/2″ – 21 3/4″; Available Widths: 8 9/16″ – 47 9/16″

Inset Appliance Door Size Limitations

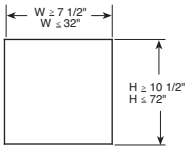

Inset and Beaded Inset Slab Styles (Caprice Beaded Inset and Caprice Inset)
- Minimum Width = 7 1/2″; Maximum Width = 32″
- Minimum Height = 10 1/2″; Maximum Height = 72″

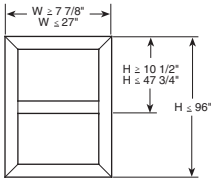

Inset and Beaded Inset Mitered Styles (Burke Beaded Inset, Burke Inset, Vinson Beaded Inset, and Vinson Inset)
- Minimum Width = 7 7/8″; Maximum Width = 27″
- Minimum Height = 10 1/2″; Maximum Height = 96″

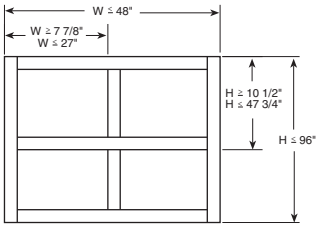

Inset and Beaded Inset Rustic Styles with Wide Rails (Burke Beaded Inset, Burke Inset, Decker Beaded Inset, and Decker Inset)
- Minimum Width = 7 7/8″; Maximum Width = 48″
- Minimum Height = 10 1/2″; Maximum Height = 96″
- Heights over 47 3/4″ will include two center panels, unless over 27″, then they will consist of four center panels - refer to drawing chart.
- Widths up to 27″ will include one center panel.
- Widths over 27″ will include two center panels.

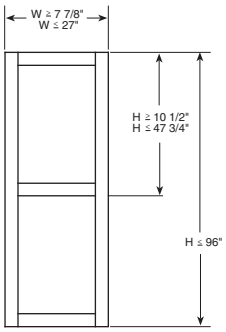

Inset and Beaded Inset Rustic Styles (Tate Beaded Inset and Tate Inset)
- Minimum Width = 7 7/8″; Maximum Width = 27″
- Minimum Height = 10 1/2″; Maximum Height = 96″
- Double wide panels not available.
- Heights over 47 3/4″ will include two center panels, unless over 27″, then they will consist of four center panels - refer to drawing chart.

Inset Appliance Door Size Limitations (cont'd)

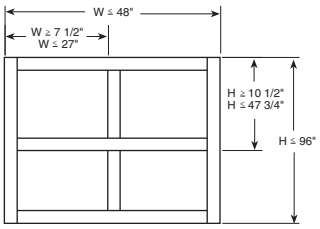

Inset and Beaded Inset Styles (Gordon Beaded Inset, Gordon Inset, Kirby Beaded Inset, Kirby Inset, Landry Beaded Inset, Landry Inset, Shanley Beaded Inset, and Shanley Inset)

- Minimum Width = 7 1/2″; Maximum Width = 48″
- Minimum Height = 10 1/2″; Maximum Height = 96″
- Heights over 47 3/4″ will include two center panels, unless over 27″, then they will consist of four center panels - refer to drawing chart.
- Widths up to 27″ will include one center panel.
- Widths over 27″ will include two center panels.
- 7 1/2″ wide shaped like a drawer front.

Integrated Panels

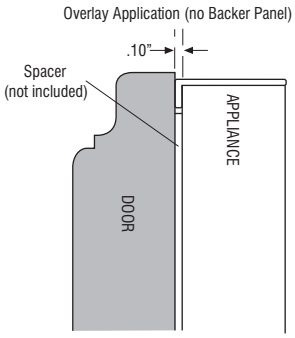

Model	Price	
DAINTEGRATEDDF	122	per sq ft.
DAINTEGRATEDDR	175	per sq ft.

- Order product DAINTEGRATEDDR (door front)/ DAINTEGRATEDDF (drawer front) for overlay application without backer panel.
- Reference door and drawer front size limitations by style on pages Q•32-Q•33.
- Spacer panel is not available.
- If appliance specifications require sizes larger than the maximums stated (see size limitations on pages Q•32-Q•33, multiple doors will be shipped to total the overall size.
- Use the Appliance/Authentic Panel Specification Forms (www.mbci1touch.com) for ordering.
- Not available with Inset or Beaded Inset.

Integrated Drawer Front Limitations

Slab Drawer Fronts
Available Heights: 4 1/2″ – 24″; Available Widths: 7 1/2″ – 47 9/16″

5-piece Drawer Fronts: (Kirby and Whitman)
Available Heights: 4 1/2″ – 21 3/4″; Available Widths: 8 9/16″ – 47 9/16″

5-piece Drawer Fronts: (All styles w/5-piece drawer fronts or 5-piece drawer front option (DFF5PC))
Available Heights: 5 3/4″ – 21 3/4″; Available Widths: 8 9/16″ – 47 9/16″

Integrated Door Size Limitations

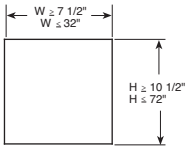

Slab Styles (Caprice)
- Minimum Width = 7 1/2″; Maximum Width = 32″
- Minimum Height = 10 1/2″; Maximum Height = 72″

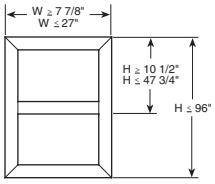

Mitered Styles (Burke and Vinson)
- Minimum Width = 7 7/8″; Maximum Width = 27″
- Minimum Height = 10 1/2″; Maximum Height = 96″
- Arched doors are not available in mitered styles.

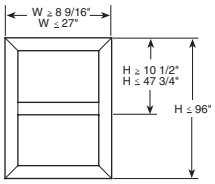

Mitered Styles with Wide Rails (Butler)
- Minimum Width = 8 9/16″; Maximum Width = 27″
- Minimum Height = 10 1/2″; Maximum Height = 96″

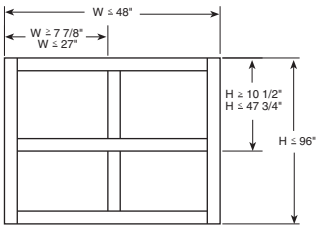

Rustic Styles with Wide Rails (Decker, Amstead, and Northrope)
- Minimum Width = 7 7/8″; Maximum Width = 48″
- Minimum Height = 10 1/2″; Maximum Height = 96″
- Heights over 47 3/4″ will include two center panels, unless over 27″, then they will consist of four center panels - refer to drawing chart.
- Widths up to 27″ will include one center panel.
- Widths over 27″ will include two center panels.

Integrated Door Size Limitations (cont'd)

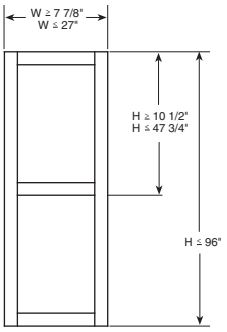

Rustic Styles (Tate)

- Minimum Width = 7 7/8″; Maximum Width = 27″
- Minimum Height = 10 1/2″; Maximum Height = 96″
- Double wide panels not available.
- Heights over 47 3/4″ will include two center panels, unless over 27″, then they will consist of four center panels - refer to drawing chart.

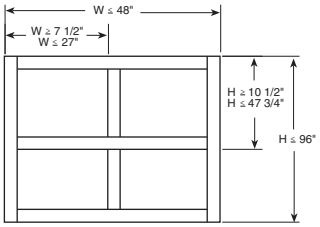

Full Overlay, Shaker, and Onlay Styles (Gordon, Kirby, Landry, Whitman, and Shanley)

- Minimum Width = 7 1/2″; Maximum Width = 48″
- Minimum Height = 10 1/2″; Maximum Height = 96″
- Heights over 47 3/4″ will include two center panels, unless over 27″, then they will consist of four center panels - refer to drawing chart.
- Widths up to 27″ will include one center panel.
- Widths over 27″ will include two center panels.
- 7 1/2″ wide shaped like a drawer front.
- Door side stiles in Landry may be narrower due to sizing limitations and may not match the width of side stiles within the kitchen.

Overlay Panels

Model	Price	
DAOVERLAY	**181**	**per sq ft.**

Overlay Application (with Backer Panel)

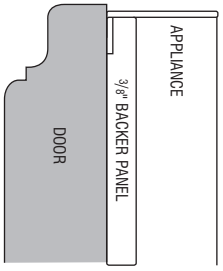

- Order product DAOVERLAY for overlay application with backer panel.
- DAOVERLAY is a 3/4″ door/drawer front applied to a 3/8″ backer panel rabbeted to accept a trim kit. The overlay design allows the 3/4″ door/drawer front panel to cover the door trim for a more seamless appearance that blends with the design of the cabinets.
- If appliance specifications require sizes larger than the maximums stated (see size limitations on page Q•34), multiple doors will be sent to total the overall size and field work will be required to attach the doors together.
- The back of the door is unfinished, Finish All modification available when required.
- Available in 1/16″ increments.

Overlay Drawer Front Limitations

Slab Drawer Fronts
Available Heights: 4 1/2″ – 24″; Available Widths: 7 1/2″ – 47 9/16″

5-piece Drawer Fronts: (Kirby and Whitman)
Available Heights: 4 1/2″ – 21 3/4″; Available Widths: 8 9/16″ – 47 9/16″

5-piece Drawer Fronts: (All styles w/5-piece drawer fronts or 5-piece drawer front option (DFF5PC))
Available Heights: 5 3/4″ – 21 3/4″; Available Widths: 8 9/16″ – 47 9/16″

Overlay Door Size Limitations

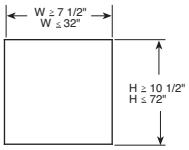

Slab Styles (Caprice)
- Minimum Width = 7 1/2″; Maximum Width = 32″
- Minimum Height = 10 1/2″; Maximum Height = 72″

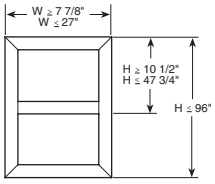

Mitered Styles (Burke and Vinson)
- Minimum Width = 7 7/8″; Maximum Width = 27″
- Minimum Height = 10 1/2″; Maximum Height = 96″
- Arched doors are not available in mitered styles.

Integrated and Overlay Appliance Panel Ordering Information

The model number from the appliance manufacturer will determine which panel type is required. Below are illustrations and ordering guidelines to help you place your order.

Panel Application

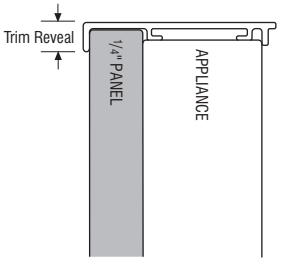

Order product 1/4VEN1S for panel application.

Specify Width x Height for each panel required for appliance.

Panel is finished plywood veneer.

Edges cannot be banded or finished. Panel cut-outs not available.

Overlay Application (with Backer Panel)

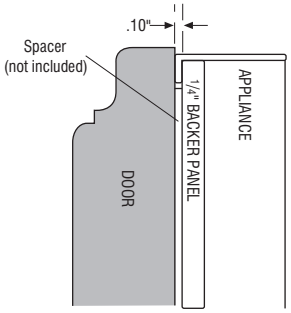

Order products 1/4VEN1S and DAINTEGRATEDDR (door front)/DAINTEGRATEDDF (drawer front) for overlay application with backer panel.

Doors and panels shipped unassembled.

Spacer panel is not available.

Specify Width x Height for each backer panel required for appliance.

Order DAINTEGRATEDDR (door front)/DAINTEGRATEDDF (drawer front) required, reference door and drawer front size limitations by style and species on pages Q●32-Q●33.

Use the Appliance Panel Specification Form (www.mbci1touch.com) for ordering.

Overlay Application (no Backer Panel)

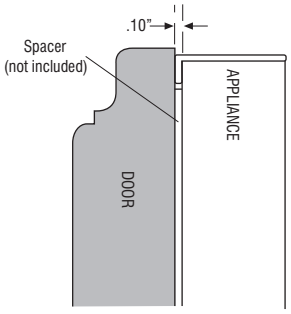

Order products DAINTEGRATEDDR (door front)/DAINTEGRATEDDF (drawer front) for overlay application without backer panel.

Specify Width x Height for each door and/or drawer required for appliance.

Reference door and drawer front size limitations by style and species on pages Q●32-Q●33.

Spacer panel is not available.

Use the Appliance Panel Specification Form (www.mbci1touch.com) for ordering.

Overlay Application (with Backer Panel)

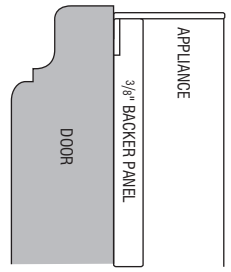

Order product DAOVERLAY for overlay application with backer panel.

Specify Width x Height for each door and/or drawer required for appliance.

Reference door and drawer front size limitations by style and species on page Q●34.

Use the Appliance Panel Specification Form (www.mbci1touch.com) for ordering.

Notes

Kemper Emerge Modification Option Descriptions

Your Kemper Emerge price guide contains charts with modification option codes for each applicable cabinetry product. Reference the listing below to identify the modification description.

Custom Modification Options	
Option	**Description**
F.ALL	Finished All
ID	Increased Depth
IH	Increased Height
IW	Increased Width
RD	Reduced Depth
RH	Reduced Height
RW	Reduced Width

Description	Model	Price

MOULDINGS

SOFFIT FILLER MOULDING

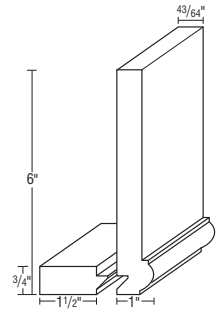

Model	Price
SFM8	535
SFM10	666

- SFM8: 2 1/2″ x 6″ x 96″.
- SFM10: 2 1/2″ x 6″ x 120″.
- Alder will be used for Rustic Alder.
- Walnut not available on SFM10.
- Glazes and/or Techniques available: F, P, TW, XTW, HW, XHW.

Custom Modification Options

F.ALL[1]
✓

[1] Only available on 10′.

STARTER MOULDING

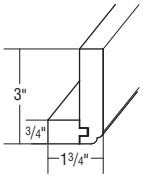

Model	Price
STR8	458
STR10	574

- STR8: 1 3/4″ x 3″ x 96″.
- STR10: 1 3/4″ x 3″ x 120″.
- Alder will be used for Rustic Alder.
- Walnut not available on STR10.
- Glazes and/or Techniques available: F, P, TW, XTW, HW, XHW.

Custom Modification Options

F.ALL[1]
✓

[1] Only available on 10′.

STARTER SHAKER MOULDING

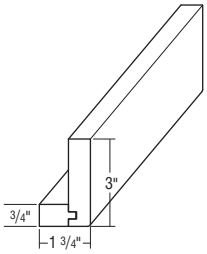

Model	Price
STRS8	299
STRS10	405

- STRS8: 1 3/4″ x 3″ x 96″.
- STRS10: 1 3/4″ x 3″ x 120″.
- Not available in Alder, Rustic Alder, or Walnut.
- Glazes and/or Techniques available: F, P, TW, XTW, HW, XHW.

Custom Modification Options

F.ALL[1]
✓

[1] Only available on 10′.

CLASSIC TALL CROWN MOULDING

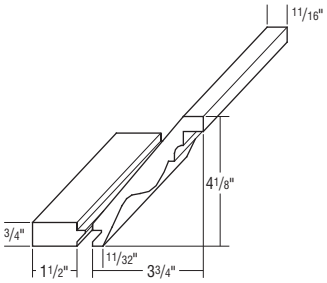

Model	Price
CLTCROWN	468
CLTCROWN10	586

- CLTCROWN: 5 1/4″ x 4 3/32″ x 96″.
- CLTCROWN10: 5 1/4″ x 4 3/32″ x 120″.
- Ships in two pieces.
- Not available in Walnut.
- Glazes and/or Techniques available: F, P, TW, XTW, HW, XHW.

Custom Modification Options

F.ALL[1]
✓

[1] Only available on 10′.

8′ mouldings will have 93″-99″ of useable length.
10′ mouldings will have 117″-123″ useable length.

Glazes and Techniques
F = Flooded (see page E•4.)
P = Penned (see page E•4.)
TW = Timeworn (see page E•4.)
XTW = Extra Timeworn (see page E•4.)
HW = Hewn (see page E•4.)
XHW = Extra Hewn (see page E•4.)

Description	Model	Price

CORNICE TALL CROWN MOULDING

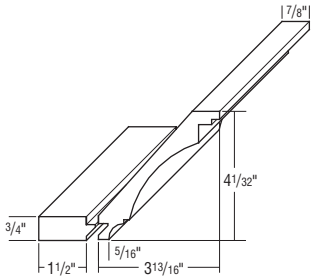

Model	Price
COTCROWN	468
COTCROWN10	586

- COTCROWN: 5 5/16″ x 4 1/32″ x 96″.
- COTCROWN10: 5 5/16″ x 4 1/32″ x 120″.
- Ships in two pieces.
- Not available in Walnut.
- Glazes and/or Techniques available: F, P, TW, XTW, HW, XHW.

Custom Modification Options

F.ALL[1]
✓

[1] Only available on 10′.

COVE CROWN MOULDING

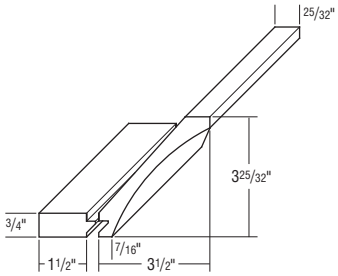

Model	Price
COVECROWN	468
COVECROWN10	586

- COVECROWN: 5″ x 3 25/32″ x 96″.
- COVECROWN10: 5″ x 3 25/32″ x 120″.
- Ships in two pieces.
- Walnut not available on COVECROWN10.
- Glazes and/or Techniques available: F, TW, XTW, HW, XHW.

Custom Modification Options

F.ALL[1]
✓

[1] Only available on 10′.

SMALL COVE CROWN MOULDING

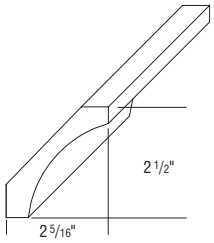

Model	Price
SMCOVECROWN	315
SMCOVECROWN10	393

- SMCOVECROWN: 2 5/16″ x 2 1/2″ x 96″.
- SMCOVECROWN10: 2 5/16″ x 2 1/2″ x 120″.
- Walnut not available on SMCOVECROWN10.
- Glazes and/or Techniques available: F, TW, XTW, HW, XHW.

Custom Modification Options

F.ALL[1]
✓

[1] Only available on 10′.

SIMPLICITY CROWN

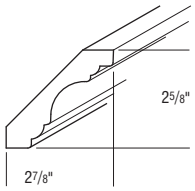

Model	Price
SIMCROWN	651

- 3 29/32″ x 27/32″ x 96″.
- Alder will be used for Rustic Alder.
- Not available in Quartersawn Oak or Walnut.

Custom Modification Options

F.ALL
✓

CROWN MOULDING

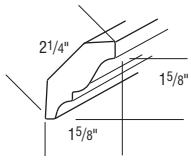

Model	Price
SWCRM8	230
SWCRM10	287

- SWCRM8: 1 5/8″ x 1 5/8″ x 96″.
- SWCRM10: 1 5/8″ x 1 5/8″ x 120″.
- Walnut not available on SWCRM10.
- Glazes and/or Techniques available: F, P, TW, XTW, HW, XHW.

Custom Modification Options

F.ALL[1]
✓

[1] Only available on 10′.

Description	Model	Price
LARGE STRAIGHT ANGLE CROWN MOULDING	**LSACROWN8**	309
	LSACROWN10	417

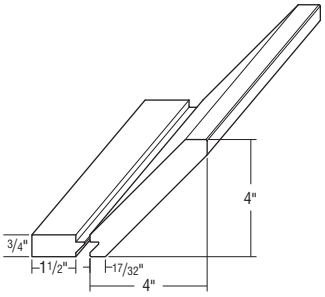

- LSACROWN8: 5 1/2″ x 4″ x 96″.
- LSACROWN10: 5 1/2″ x 4″ x 120″.
- Ships in two pieces.
- Includes Soffit Filler Moulding Cleat.
- Not available in Alder or Rustic Alder.
- Glazes and/or Techniques available: F, TW, XTW, HW, XHW.

Custom Modification Options

F.ALL[1]
✓

[1] Only available on 10′.

Description	Model	Price
MEDIUM STRAIGHT ANGLE CROWN MOULDING	**MSACROWN8**	306
	MSACROWN10	412

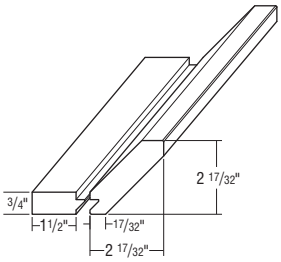

- MSACROWN8: 4 1/32″ x 2 17/32″ x 96″.
- MSACROWN10: 4 1/32″ x 2 17/32″ x 120″.
- Ships in two pieces.
- For use with mouldings specified in this section.
- Includes Soffit Filler Moulding Cleat.
- Not available in Alder or Rustic Alder.
- Glazes and/or Techniques available: F, TW, XTW, HW, XHW.

Custom Modification Options

F.ALL[1]
✓

[1] Only available on 10′.

Description	Model	Price
STRAIGHT ANGLE CROWN MOULDING	**SACROWN8**	256
	SACROWN10	346

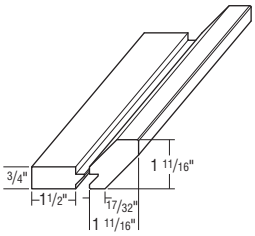

- SACROWN8: 3 3/16″ x 1 11/16″ x 96″.
- SACROWN10: 3 3/16″ x 1 11/16″ x 120″.
- Ships in two pieces.
- For use with mouldings specified in this section.
- Includes Soffit Filler Moulding Cleat.
- Not available in Alder or Rustic Alder.
- Glazes and/or Techniques available: F, TW, XTW, HW, XHW.

Custom Modification Options

F.ALL[1]
✓

[1] Only available on 10′.

Description	Model	Price
LARGE SHAKER CROWN MOULDING	**LSHAKER8**	204
	LSHAKER10	276

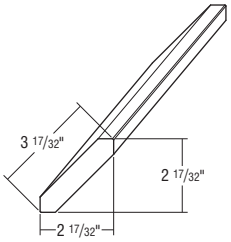

- LSHAKER8: 2 17/32″ x 2 17/32″ x 96″.
- LSHAKER10: 2 17/32″ x 2 17/32″ x 120″.
- For use with mouldings specified in this section.
- Not available in Alder or Rustic Alder.
- Glazes and/or Techniques available: F, TW, XTW, HW, XHW.

Custom Modification Options

F.ALL[1]
✓

[1] Only available on 10′.

Description	Model	Price
FULL OVERLAY CROWN MOULDING	**FOLCROWN**	263
	FOLCROWN10	330

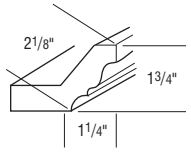

- FOLCROWN: 1 1/4″ x 2 1/8″ x 96″ .
- FOLCROWN10: 1 1/4″ x 2 1/8″ x 120″ .
- Not available in Walnut.
- Glazes and/or Techniques available: F, P, TW, XTW, HW, XHW.

Custom Modification Options

F.ALL[1]
✓

[1] Only available on 10′.

Description	Model	Price
INSERT CROWN MOULDING	**SWVCRM8**	394
	SWVCRM10	493

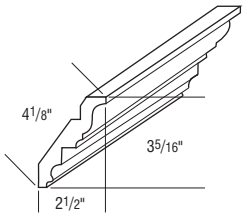

- SWVCRM8: 2 1/2″ x 3 5/16″ x 96″.
- SWVCRM10: 2 1/2″ x 3 5/16″ x 120″.
- Walnut not available on SWVCRM10.
- Glazes and/or Techniques available: F, P, TW, XTW, HW, XHW.

Custom Modification Options

F.ALL[1]
✓

[1] Only available on 10′.

Description	Model	Price
LARGE CROWN MOULDING	**SWLCRM8**	315
	SWLCRM10	393

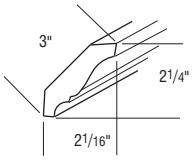

- SWLCRM8: 2 1/16″ x 2 1/4″ x 96″.
- SWLCRM10: 2 1/16″ x 2 1/4″ x 120″.
- Walnut not available on SWLCRM10.
- Glazes and/or Techniques available: F, P, TW, XTW, HW, XHW.

Custom Modification Options

F.ALL[1]
✓

[1] Only available on 10′.

Description	Model	Price
LARGE INSERT CROWN	**LRCROWN**	610

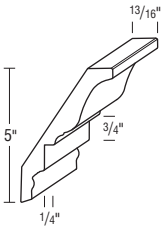

- 13/16″ x 5″ x 96″.
- For use with Light Rail Mouldings specified in Inserts section.
- Oak will be used for Quartersawn Oak.
- Not available in Walnut.
- Glazes and/or Techniques available: F, P, TW, XTW, HW, XHW.

Custom Modification Options

F.ALL
✓

Description	Model	Price
SHAKER CROWN MOULDING	**SHKRCRM8**	319
	SHKRCRM10	400

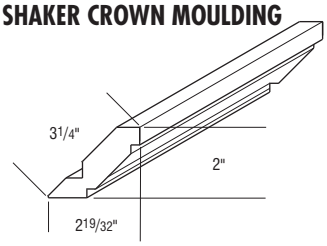

- SHKRCRM8: 2 19/32″ x 2″ x 96″.
- SHKRCRM10: 2 19/32″ x 2″ x 120″.
- Not available in Walnut.
- Glazes and/or Techniques available: F, P, TW, XTW, HW, XHW.

Custom Modification Options

F.ALL[1]
✓

[1] Only available on 10′.

8′ mouldings will have 93″-99″ of useable length.
10′ mouldings will have 117″-123″ useable length.

Glazes and Techniques
F = Flooded (see page E•4.)
P = Penned (see page E•4.)
TW = Timeworn (see page E•4.)
XTW = Extra Timeworn (see page E•4.)
HW = Hewn (see page E•4.)
XHW = Extra Hewn (see page E•4.)

Description	Model	Price
SOFFIT SCRIBE CROWN MOULDING	**SCM8**	205
	SCM10	257

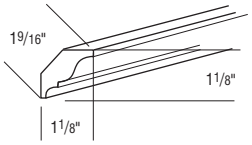

- SCM8: 1 1/8″ x 1 1/8″ x 96″.
- SCM10: 1 1/8″ x 1 1/8″ x 120″.
- Not available in Walnut.
- Glazes and/or Techniques available: F, P, TW, XTW, HW, XHW.

Custom Modification Options

F.ALL[1]
✓

[1] Only available on 10′.

Description	Model	Price
TALL CROWN MOULDING	**MTCROWN8**	371
	TCROWNM10	463

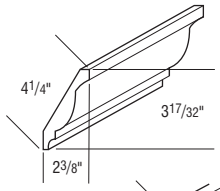

- MTCROWN8: 2 3/8″ x 3 17/32″ x 96″.
- TCROWNM10: 2 3/8″ x 3 17/32″ x 120″.
- Walnut not available on TCROWNM10.
- Glazes and/or Techniques available: F, P, TW, XTW, HW, XHW.

Custom Modification Options

F.ALL[1]
✓

[1] Only available on 10′.

Description	Model	Price
	TLCROWN	450
	TLCROWN10	561

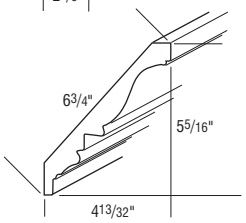

- TLCROWN: 4 13/32″ x 5 5/16″ x 96″.
- TLCROWN10: 4 13/32″ x 5 5/16″ x 120″.
- Not available in Walnut.
- Glazes and/or Techniques available: F, P, TW, XTW, HW, XHW.

Custom Modification Options

F.ALL[1]
✓

[1] Only available on 10′.

Description	Model	Price
SOLID WOOD TALL CROWN MOULDING	**SWTCRM8**	237
	SWTCRM10	319

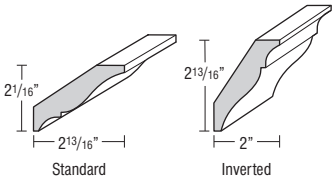

- SWTCRM8: 2 13/16″ x 2 1/16″ x 96″.
- SWTCRM10: 2 13/16″ x 2 1/16″ x 120″.
- Not available in Walnut.
- SWTCRM10 only available in Cherry and Maple.
- Glazes and/or Techniques available: F, P, TW, XTW, HW, XHW.

Custom Modification Options

F.ALL
✓

8′ mouldings will have 93″-99″ of useable length.
10′ mouldings will have 117″-123″ useable length.

Glazes and Techniques
F = Flooded (see page E•4.)
P = Penned (see page E•4.)
TW = Timeworn (see page E•4.)
XTW = Extra Timeworn (see page E•4.)
HW = Hewn (see page E•4.)
XHW = Extra Hewn (see page E•4.)

Description	Model	Price
INSERT PANEL CROWN	**INSCROWN**	427

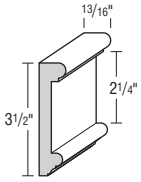

- 13/16″ x 3 1/2″ x 96″.
- For use with mouldings specified in this section.
- Alder will be used for Rustic Alder.
- Oak will be used for Quartersawn Oak.
- Not available in Walnut.
- Abbey Column Inserts available. See page R•49.
- Glazes and/or Techniques available: F, P.

Custom Modification Options

F.ALL
✓

Description	Model	Price
CREATE-A-CROWN INSERT	**INSERTFRM**	458

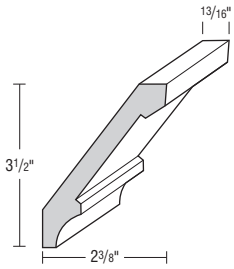

- 13/16″ x 3 1/2″ x 96″.
- For use with mouldings specified in this section.
- Alder will be used for Rustic Alder.
- Oak will be used for Quartersawn Oak.
- Not available in Walnut.
- Abbey Column Inserts available. See page R•49.
- Glazes and/or Techniques available: F, P.

Custom Modification Options

F.ALL
✓

Description	Model	Price
TRIM MOULDING	**TM**	137
	TM10	170

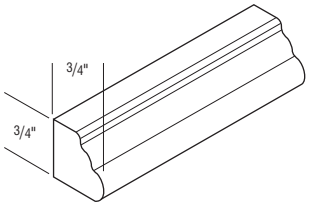

- TM: 3/4″ x 3/4″ x 96″.
- TM10: 3/4″ x 3/4″ x 120″.
- Alder will be used for Rustic Alder.
- Not available in Walnut.
- Glazes and/or Techniques available: F, P, TW, XTW, HW, XHW.

Custom Modification Options

F.ALL[1]
✓

[1] Only available on 10′.

Description	Model	Price
CAP MOULDING	**CAPM**	152
	CAPM10	192

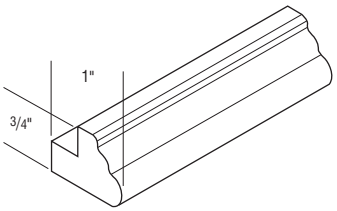

- CAPM: 3/4″ x 1″ x 96″.
- CAPM10: 3/4″ x 1″ x 120″.
- Alder will be used for Rustic Alder.
- Not available in Walnut.
- Glazes and/or Techniques available: F, P, TW, XTW, HW, XHW.

Custom Modification Options

F.ALL[1]
✓

[1] Only available on 10′.

Description	Model	Price
TRADITIONAL SOFFIT TRIM MOULDING	**TSTM**	232
	TSTM10	289

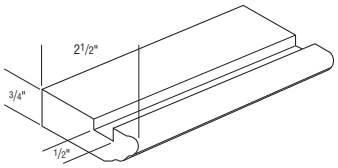

- TSTM: 3/4″ x 2 1/2″ x 96″.
- TSTM10: 3/4″ x 2 1/2″ x 120″.
- Alder will be used for Rustic Alder.
- 1/2″ wide groove.
- Not available in Walnut.
- TSTM10 is not available in Quartersawn Oak.
- Glazes and/or Techniques available: F, P, TW, XTW, HW, XHW.

Custom Modification Options

F.ALL[1]
✓

[1] Only available on 10′.

Description	Model	Price
SOFFIT TRIM MOULDING	**STM8**	204
	STM10	276

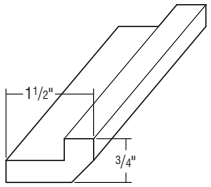

- STM8: 1 1/2″ x 3/4″ x 96″.
- STM10: 1 1/2″ x 3/4″ x 120″.
- 1/2″ wide groove.
- Not available in Alder or Rustic Alder.
- Glazes and/or Techniques available: F, P, TW, XTW, HW, XHW.

Custom Modification Options

F.ALL[1]
✓

[1] Only available on 10′.

Description	Model	Price
ANGLED SOFFIT TRIM MOULDING ASTM	**ASTM8**	204
	ASTM10	276

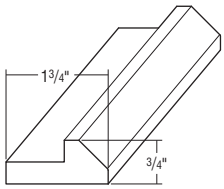

- ASTM8: 1 3/4″ x 3/4″ x 96″.
- ASTM10: 1 3/4″ x 3/4″ x 120″.
- 1/2″ wide groove.
- Not available in Alder or Rustic Alder.
- Glazes and/or Techniques available: F, P, TW, XTW, HW, XHW.

Custom Modification Options

F.ALL[1]
✓

[1] Only available on 10′.

Description	Model	Price
LIGHT RAIL MOULDING	**LRM**	537
	LRM10	672

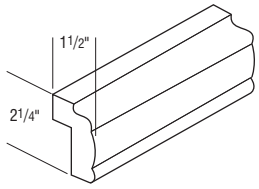

- LRM: 1 1/2″ x 2 1/4″ x 96″.
- LRM10: 1 1/2″ x 2 1/4″ x 120″.
- Alder will be used for Rustic Alder.
- Not available in Walnut.
- Glazes and/or Techniques available: F, P, TW, XTW.

Custom Modification Options

F.ALL[1]
✓

[1] Only available on 10′.

Description	Model	Price
TRADITIONAL LIGHT RAIL	**TLR8**	315
	TLR10	393

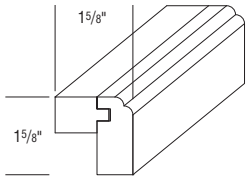

- TLR8: 1 5/8″ x 1 5/8″ x 96″.
- TLR10: 1 5/8″ x 1 5/8″ x 120″.
- Alder will be used for Rustic Alder.
- Not available in Walnut.
- Glazes and/or Techniques available: F, P, TW, XTW, HW, XHW.

Custom Modification Options

F.ALL[1]
✓

[1] Only available on 10′.

Description	Model	Price
CONCAVE LIGHT RAIL MOULDING	**CNVLRAIL8**	278
	CNVLRAIL10	375

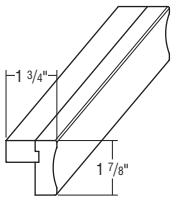

- CNVLRAIL8: 1 3/4″ x 1 7/8″ x 96″.
- CNVLRAIL10: 1 3/4″ x 1 7/8″ x 120″.
- Not available in Alder or Rustic Alder.
- Glazes and/or Techniques available: F, P, TW, XTW, HW, XHW.

Custom Modification Options

F.ALL[1]
✓

[1] Only available on 10′.

Description	Model	Price
SMALL LIGHT RAIL MOULDING	**SMLR**	438
	SMLR10	548

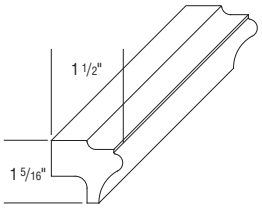

- SMLR: 1 1/2″ x 1 5/16″ x 96″.
- SMLR10: 1 1/2″ x 1 5/16″ x 120″.
- Alder will be used for Rustic Alder.
- Walnut not available on SMLR10.
- Glazes and/or Techniques available: F, P, TW, XTW, HW, XHW.

Custom Modification Options

F.ALL[1]
✓

[1] Only available on 10′.

Description	Model	Price
TRADITIONAL LIGHT RAIL MOULDING	**JINSERTLRT**	748

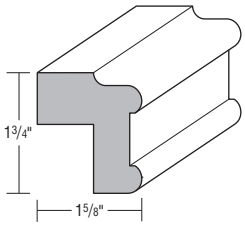

- 1 5/8″ x 1 3/4″ x 96″.
- For use with Light Rail Mouldings specified in this section.
- Oak will be used for Quartersawn Oak.
- Not available in Walnut.
- Glazes and/or Techniques available: F, P, TW, XTW, HW, XHW.

Custom Modification Options

F.ALL
✓

Description	Model	Price
CONTEMPORARY LIGHT RAIL MOULDING	**JINSERTLRC**	717

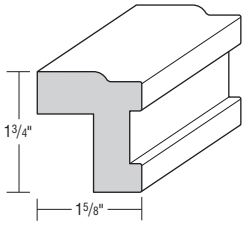

- 1 5/8″ x 1 3/4″ x 96″.
- For use with Light Rail Mouldings specified in this section.
- Alder will be used for Rustic Alder.
- Oak will be used for Quartersawn Oak.
- Not available in Walnut.
- Glazes and/or Techniques available: F, P, TW, XTW, HW, XHW.

Custom Modification Options

F.ALL
✓

Description	Model	Price
VALLEY FORGE MOULDING	**VFR8**	94

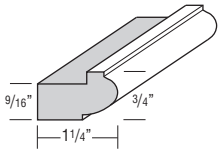

- VFR8: 1 1/4″ x 3/4″ x 96″.
- Alder will be used for Rustic Alder.
- Not available in Walnut.
- Glazes and/or Techniques available: F, P, TW, XTW, HW, XHW.

Custom Modification Options

F.ALL
✓

Description	Model	Price
LIGHT BAFFLE	**LB2**	151

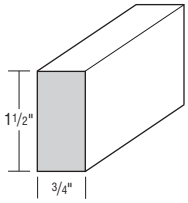

- LB2: 3/4″ x 1 1/2″ x 96″.
- Alder will be used for Rustic Alder.
- Glazes and/or Techniques available: F, TW, XTW, HW, XHW.

Custom Modification Options

F.ALL
✓

8′ mouldings will have 93″-99″ of useable length.
10′ mouldings will have 117″-123″ useable length.

Glazes and Techniques
F = Flooded (see page E•4.)
P = Penned (see page E•4.)
TW = Timeworn (see page E•4.)
XTW = Extra Timeworn (see page E•4.)
HW = Hewn (see page E•4.)
XHW = Extra Hewn (see page E•4.)

Mouldings & Embellishments

Description	Model	Price
BRAIDED MOULDING	**BRAIDM**	171

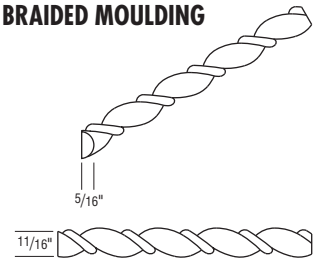

- 11/16″ x 5/16″ x 96″.
- Alder will be used for Rustic Alder.
- Not available in Walnut.
- Glazes and/or Techniques available: F, P.

Custom Modification Options

F.ALL
✓

Description	Model	Price
CENTER BEADED MOULDING	**CBEADM**	171
	CBEADM10	212

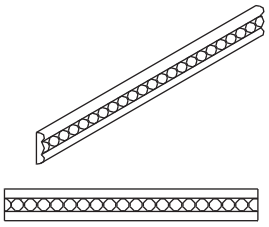

- CBEADM: 3/4″ x 9/32″ x 96″.
- CBEADM10: 3/4″ x 9/32″ x 120″.
- Alder will be used for Rustic Alder.
- Not available in Walnut.
- Glazes and/or Techniques available: F, P.

Custom Modification Options

F.ALL[1]
✓

[1] Only available on 10′.

Description	Model	Price
DENTIL MOULDING	**MDENTIL8**	267

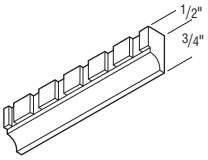

- 1/2″ x 3/4″ x 96″.
- Alder will be used for Rustic Alder.
- Not available in Walnut.
- Glazes and/or Techniques available: F, P.

Modifications Are Not Available

Description	Model	Price
ROPE MOULDING	**RPM8**	138

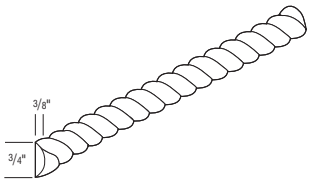

- 3/8″ x 3/4″ x 96″.
- Can be used as an insert for insert crown moulding.
- Alder will be used for Rustic Alder.
- Not available in Walnut.
- Glazes and/or Techniques available: F, P, HW, XHW.

Custom Modification Options

F.ALL
✓

8′ mouldings will have 93″-99″ of useable length.
10′ mouldings will have 117″-123″ useable length.

Glazes and Techniques
F = Flooded (see page E•4.)
P = Penned (see page E•4.)
TW = Timeworn (see page E•4.)
XTW = Extra Timeworn (see page E•4.)
HW = Hewn (see page E•4.)
XHW = Extra Hewn (see page E•4.)

Description	Model	Price
OGEE MOULDING	**OGEEM**	127
	OGEEM10	160

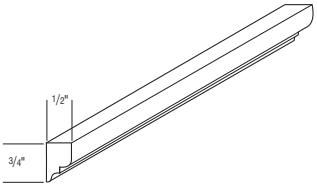

- OGEEM: 1/2″ x 3/4″ x 96″.
- OGEEM10: 1/2″ x 3/4″ x 120″.
- Can be used as an insert for insert crown moulding.
- Alder will be used for Rustic Alder.
- Not available in Walnut.
- OGEEM10 is not available in Quartersawn Oak.
- Glazes and/or Techniques available: F, P, TW, XTW, HW, XHW.

Custom Modification Options

F.ALL[1]
✓

[1] Only available on 10′.

Description	Model	Price
TRIPLE BEAD MOULDING	**TBEM**	127
	TBEM10	160

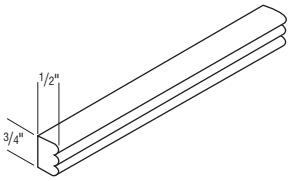

- TBEM: 1/2″ x 3/4″ x 96″.
- TBEM10: 1/2″ x 3/4″ x 120″.
- Can be used as an insert for insert crown moulding.
- Alder will be used for Rustic Alder.
- Not available in Walnut.
- Glazes and/or Techniques available: F, P, TW, XTW, HW, XHW.

Custom Modification Options

F.ALL[1]
✓

[1] Only available on 10′.

Description	Model	Price
SINGLE BEAD EDGE	**SBE8**	127
	SBE10	160

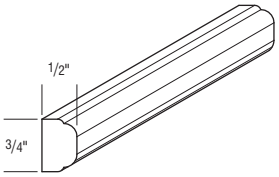

- SBE8: 3/4″ x 1/2″ x 96″.
- SBE10: 3/4″ x 1/2″ x 120″.
- Alder will be used for Rustic Alder.
- Not available in Walnut.
- Glazes and/or Techniques available: F, P, TW, XTW.

Custom Modification Options

F.ALL[1]
✓

[1] Only available on 10′.

Description	Model	Price
SINGLE BEAD MOULDING	**SBM8**	248

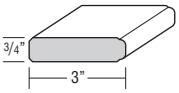

- SBM8: 3″ x 3/4″ x 96″.
- Alder will be used for Rustic Alder.
- Not available in Walnut.
- Glazes and/or Techniques available: F, P, TW, XTW, HW, XHW.

Custom Modification Options

F.ALL
✓

Description	Model	Price
ABBEY CROWN INSERT	**ABBEYINSWI**	584

- Wrought Iron

- 2 1/4″ x 1/8″ x 96″.
- 32″ repeat.
- Must be used as an insert for Insert Panel Crown (INSCROWN) or Create-A-Crown (INSERTFRM).

Custom Modification Options

F.ALL
✓

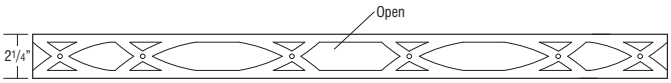

Description	Model	Price
ABBEY LIGHT RAIL INSERT	**ABBEYINSSWI**	557

- Wrought Iron

- 3/4″ x 1/8″ x 96″.
- 8″ repeat.
- Must be used as an insert for Traditional Light Rail Moulding (JINSERTLRT) or Contemporary Light Rail Moulding (JINSERTLRC).

Custom Modification Options

F.ALL
✓

Description	Model	Price
ROUND COUNTERTOP MOULDING	**RCTM**	152
	RCTM10	192

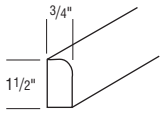

- RCTM: 3/4″ x 1 1/2″ x 96″.
- RCTM10: 3/4″ x 1 1/2″ x 120″.
- Alder will be used for Rustic Alder.
- Not available in Walnut.
- Glazes and/or Techniques available: F, TW, XTW.

Custom Modification Options

F.ALL[1]
✓

[1] Only available on 10′.

Description	Model	Price
BEVELED EDGE MOULDING	**TCM8**	121
	TCM10	152

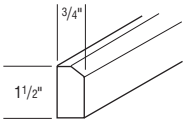

- TCM8: 3/4″ x 1 1/2″ x 96″.
- TCM10: 3/4″ x 1 1/2″ x 120″.
- Alder will be used for Rustic Alder.
- Not available in Walnut.
- Glazes and/or Techniques available: F, TW, XTW, HW, XHW.

Custom Modification Options

F.ALL[1]
✓

[1] Only available on 10′.

Description	Model	Price
PROFILE EDGE MOULDING	**SHAPE10**	166
	SHAPE12	166
	SHAPE14	166
	SHAPE15	166
	SHAPE17	166
	SHAPE27	166

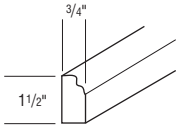

Shape14 Shown

- Countertop Moulding 3/4″ x 1 1/2″ x 96″.
- Alder will be used for Rustic Alder.
- Glazes and/or Techniques available: F, TW, XTW, HW, XHW.

Modifications Are Not Available

Description	Model	Price
SMALL SCRIBE MOULDING	**SSM**	45
	SSM10	57

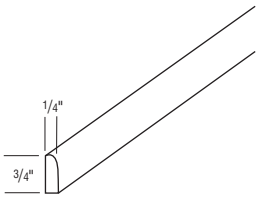

- SSM: 1/4″ x 3/4″ x 96″.
- SSM10: 1/4″ x 3/4″ x 120″.
- Alder will be used for Rustic Alder.
- Glazes and/or Techniques available: F, TW, XTW.

Custom Modification Options

F.ALL[1]
✓

[1] Only available on 10′.

Description	Model	Price
LARGE SCRIBE MOULDING	**LSM**	169

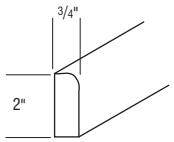

- 3/4″ x 2″ x 96″.
- Alder will be used for Rustic Alder.
- Glazes and/or Techniques available: F, TW, XTW.

Modifications Are Not Available

Description	Model	Price
WIDE SCRIBE MOULDING	**WSCRIBE**	207
	WSCRIBE10	261

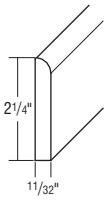

- WSCRIBE: 11/32″ x 2 1/4″ x 96″.
- WSCRIBE10: 11/32″ x 2 1/4″ x 120″.
- Alder will be used for Rustic Alder.
- Not available in Walnut.
- Glazes and/or Techniques available: F, TW, XTW, HW, XHW.

Custom Modification Options

F.ALL[1]
✓

[1] Only available on 10′.

8′ mouldings will have 93″-99″ of useable length.
10′ mouldings will have 117″-123″ useable length.

Glazes and Techniques
F = Flooded (see page E•4.)
P = Penned (see page E•4.)
TW = Timeworn (see page E•4.)
XTW = Extra Timeworn (see page E•4.)
HW = Hewn (see page E•4.)
XHW = Extra Hewn (see page E•4.)

Description	Model	Price
SMALL BATTEN MOULDING	**SM8**	62
	SM10	79

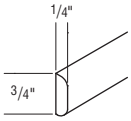

- SM8: 1/4″ x 3/4″ x 96″.
- SM10: 1/4″ x 3/4″ x 120″.
- Alder will be used for Rustic Alder.
- Walnut not available on SM10.
- Glazes and/or Techniques available: F, TW, XTW.

Custom Modification Options

F.ALL[1]
✓

[1] Only available on 10′.

Description	Model	Price
TRADITIONAL BATTEN MOULDING	**TBATM**	116
	TBATM10	146

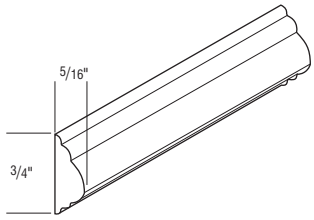

- TBATM: 5/16″ x 3/4″ x 96″.
- TBATM10: 5/16″ x 3/4″ x 120″.
- Alder will be used for Rustic Alder.
- Not available in Walnut.
- Glazes and/or Techniques available: F, P, TW, XTW, HW, XHW.

Custom Modification Options

F.ALL[1]
✓

[1] Only available on 10′.

Description	Model	Price
LARGE BATTEN MOULDING	**SM8LG**	154
	SM10LG	195

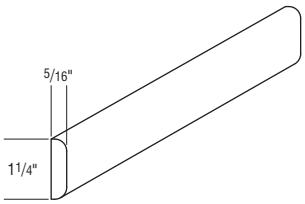

- SM8LG: 5/16″ x 1 1/4″ x 96″.
- SM10LG: 5/16″ x 1 1/4″ x 120″.
- Alder will be used for Rustic Alder.
- Not available in Walnut.
- Glazes and/or Techniques available: F, TW, XTW.

Custom Modification Options

F.ALL[1]
✓

[1] Only available on 10′.

Description	Model	Price
OUTSIDE CORNER MOULDING	**OCM8** (Outside corner 8′)	61
	OCM10 (Outside corner 10′)	76

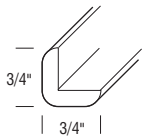

- OCM8: 3/4″ x 3/4″ x 96″.
- OCM10: 3/4″ x 3/4″ x 120″.
- Alder will be used for Rustic Alder.
- Walnut not available on OCM10.
- Glazes and/or Techniques available: F, TW, XTW.

Custom Modification Options

F.ALL[1]
✓

[1] Only available on 10′.

8′ mouldings will have 93″-99″ of useable length.
10′ mouldings will have 117″-123″ useable length.

Glazes and Techniques
F = Flooded (see page E•4.)
P = Penned (see page E•4.)
TW = Timeworn (see page E•4.)
XTW = Extra Timeworn (see page E•4.)
HW = Hewn (see page E•4.)
XHW = Extra Hewn (see page E•4.)

Description	Model	Price
INSIDE CORNER MOULDING	**ICM8**	61
	ICM10	76

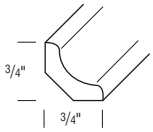

- ICM8: 3/4″ x 3/4″ x 96″.
- ICM10: 3/4″ x 3/4″ x 120″.
- Alder will be used for Rustic Alder.
- Not available in Walnut.
- Glazes and/or Techniques available: F, TW, XTW, HW, XHW.

Custom Modification Options

F.ALL[1]
✓

[1] Only available on 10′.

Description	Model	Price
INSIDE CORNER MOULDING (#2)	**ICMA8**	147
	ICMA10	184

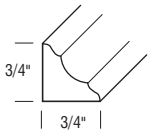

- ICMA8: 3/4″ x 3/4″ x 96″.
- ICMA10: 3/4″ x 3/4″ x 120″.
- Alder will be used for Rustic Alder.
- Not available in Walnut.
- Glazes and/or Techniques available: F, P, TW, XTW, HW, XHW.

Custom Modification Options

F.ALL[1]
✓

[1] Only available on 10′.

Description	Model	Price
OUTSIDE 135° CORNER MOULDING	**OC135**	142
	OC13510	177

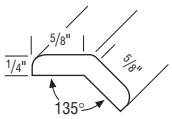

- OC135: 5/8″ x 1/4″ x 96″.
- OC13510: 5/8″ x 1/4″ x 120″.
- Alder will be used for Rustic Alder.
- Not available in Walnut.
- Glazes and/or Techniques available: F, TW, XTW.

Custom Modification Options

F.ALL[1]
✓

[1] Only available on 10′.

Description	Model	Price
QUARTER ROUND MOULDING	**QRM**	116
	QRM10	146

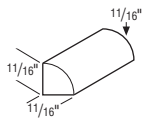

- QRM: 11/16″ x 11/16″ x 96″.
- QRM10: 11/16″ x 11/16″ x 120″.
- Alder will be used for Rustic Alder.
- Glazes and/or Techniques available: F, TW, XTW.

Custom Modification Options

F.ALL[1]
✓

[1] Only available on 10′.

Description	Model	Price
SHOE CONVEX INSIDE CORNER MOULDING	**SHM8**	56

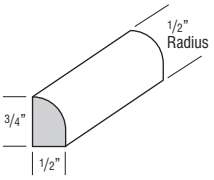

- SHM8: 1/2″ x 3/4″ x 96″.
- Alder will be used for Rustic Alder.
- Not available in Walnut.
- Glazes and/or Techniques available: F, TW, XTW.

Custom Modification Options

F.ALL
✓

Description	Model	Price
LARGE OUTSIDE CORNER	**LOSC8**	184
	LOSC10	232

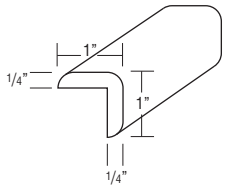

- LOSC8: 1″ x 1″ x 96″.
- LOSC10: 1″ x 1″ x 120″.
- Alder will be used for Rustic Alder.
- Not available in Walnut.
- Glazes and/or Techniques available: F, TW, XTW.

Custom Modification Options

F.ALL[1]
✓

[1] Only available on 10′.

Description	Model	Price
TRADITIONAL WINDOW CASING	**WCT8**	250
	WCT10	312

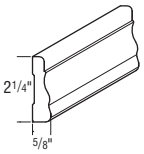

- WCT8: 2 1/4″ x 5/8″ x 96″.
- WCT10: 2 1/4″ x 5/8″ x 120″.
- Alder will be used for Rustic Alder.
- Not available in Walnut.
- WCT10 is not available in Quartersawn Oak.
- Glazes and/or Techniques available: F, P, TW, XTW, HW, XHW.

Custom Modification Options

F.ALL[1]
✓

[1] Only available on 10′.

Description	Model	Price
CABINET PANEL EDGE	**CPE8**	217
	CPE10	270

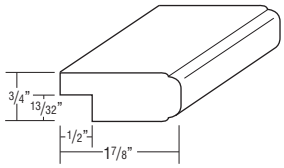

- CPE8: 1 7/8″ x 3/4″ x 96″.
- CPE10: 1 7/8″ x 3/4″ x 120″.
- Alder will be used for Rustic Alder.
- Not available in Walnut.
- Glazes and/or Techniques available: F, P, TW, XTW.

Custom Modification Options

F.ALL[1]
✓

[1] Only available on 10′.

Description	Model	Price
BASE SHOE MOULDING	**BSM** (Base Shoe 8′)	297
	BSM10 (Base Shoe 10′)	371

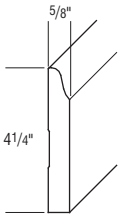

- BSM: 5/8″ x 4 1/4″ x 96″.
- BSM10: 5/8″ x 4 1/4″ x 120″.
- Designed for use only with Flush Toekick.
- Glazes and/or Techniques available: F, TW, XTW, HW, XHW.

Custom Modification Options

F.ALL[1]
✓

[1] Only available on 10′.

Description	Model	Price
DECORATIVE BASEBOARD MOULDING	**BBM8**	384
	BBM10	481

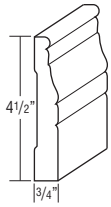

- BBM8: 3/4″ x 4 1/2″ x 96″.
- BBM10: 3/4″ x 4 1/2″ x 120″.
- Walnut not available on BBM10.
- Glazes and/or Techniques available: F, P, TW, XTW.

Custom Modification Options

F.ALL[1]
✓

[1] Only available on 10′.

Description	Model	Price
BASEBOARD MOULDING SHAKER	**BBMSH8**	251
	BBMSH10	339

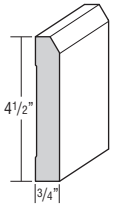

- BBMSH8: 3/4″ x 4 1/2″ x 96″.
- BBMSH10: 3/4″ x 4 1/2″ x 120″.
- Not available in Walnut.
- BBMSH10 only available in Cherry and Maple.
- Glazes and/or Techniques available: F, TW, XTW, HW, XHW.

Custom Modification Options

F.ALL
✓

Description	Model	Price
BASEBOARD MOULDING SCULPTED	**BBMSC**	251

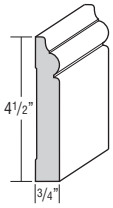

- BBMSC: 3/4″ x 4 1/2″ x 96″.
- Not available in Walnut.
- Glazes and/or Techniques available: F, P, TW, XTW, HW, XHW.

Custom Modification Options

F.ALL
✓

Description	Model	Price
DECO BASEBOARD MOULDING	**DECOBBM**	922

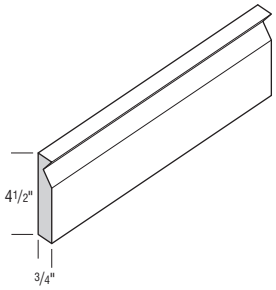

- 4 1/2″ x 3/4″ x 96″.
- Alder will be used for Rustic Alder.
- Not available in Quartersawn Oak or Walnut.

Custom Modification Options

F.ALL
✓

8′ mouldings will have 93″-99″ of useable length.
10′ mouldings will have 117″-123″ useable length.

Glazes and Techniques
F = Flooded (see page E•4.)
P = Penned (see page E•4.)
TW = Timeworn (see page E•4.)
XTW = Extra Timeworn (see page E•4.)
HW = Hewn (see page E•4.)
XHW = Extra Hewn (see page E•4.)

Stack Moulding Kits

Description	Model	Price

- Moulding stacks do not ship assembled; field assembly is required. Assembly instructions can be viewed in 20/20 spec pages and will also ship with moulding kits.
- When ordered as a kit, only one finish can be specified. To order with more than one finish, moulding pieces must be ordered separately.
- How to place a stack moulding in 20/20:

→ Moulding
→ Top Mouldings or Bottom Mouldings
→ Stacked Mouldings
→ Drag and drop desired moulding stack onto wall cabinets

MOULDING STACK 5

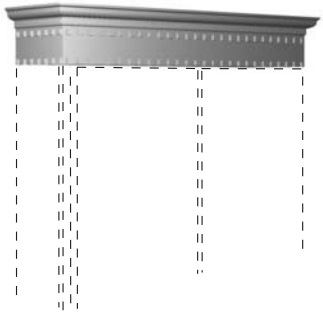

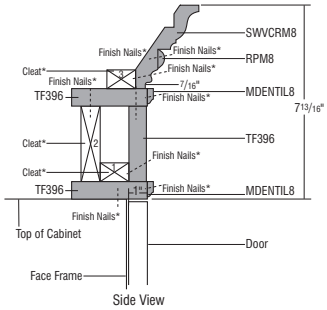

STKMLD5D 1504

- Includes:
  1 SWVCRM8
  1 RPM8
  2 MDENTIL8
  3 TF396
  Assembly instructions available upon request.
  *Cleats and finish nails not included.
- Not available in Walnut.

MOULDING STACK 6

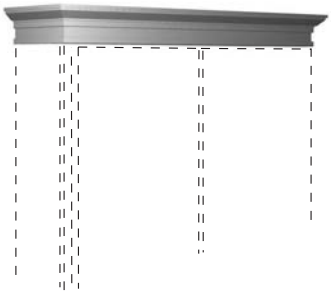

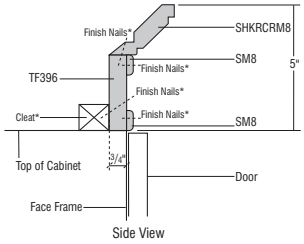

STKMLD6D 664

- Includes:
  1 SHKRCRM8
  2 SM8
  1 TF396
  Assembly instructions available upon request.
  *Cleats and finish nails not included.
- Not recommended for use when taking application to the ceiling.
- Not available in Walnut.

MOULDING STACK 7

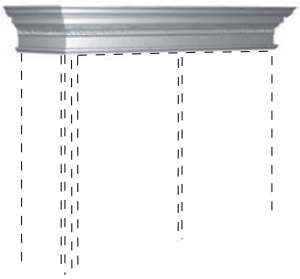

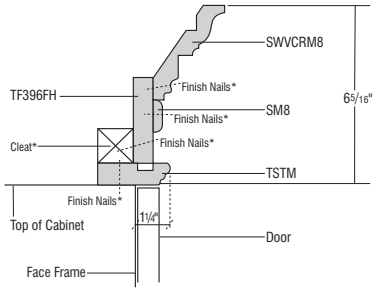

STKMLD7D 1229

- Includes:
  1 SWVCRM8
  1 SM8
  1 TF396
  1 TSTM
  Assembly instructions available upon request.
  *Cleats and finish nails not included.
- Not available in Walnut.

MOULDING STACK 11

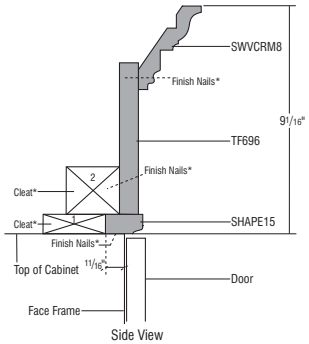

STKMLD11D 880

- Includes:
  1 SWVCRM8
  1 TF696
  1 SHAPE15
  Assembly instructions available upon request.
  *Cleats and finish nails not included.

Description	Model	Price

- Moulding stacks do not ship assembled; field assembly is required. Assembly instructions can be viewed in 20/20 spec pages and will also ship with moulding kits.
- When ordered as a kit, only one finish can be specified. To order with more than one finish, moulding pieces must be ordered separately.
- How to place a stack moulding in 20/20:

→ Moulding
→ Top Mouldings or Bottom Mouldings
→ Stacked Mouldings
→ Drag and drop desired moulding stack onto wall cabinets

MOULDING STACK 19

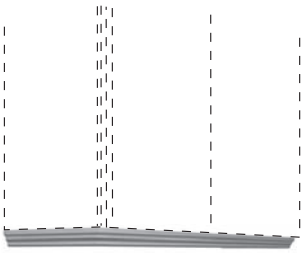

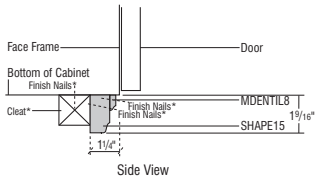

STKMLD19D 433

- Includes:
  1 MDENTIL8
  1 SHAPE15
  Assembly instructions available upon request.
  *Cleats and finish nails not included.
- Not available in Walnut.

MOULDING STACK 22

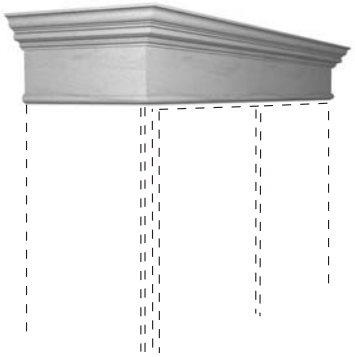

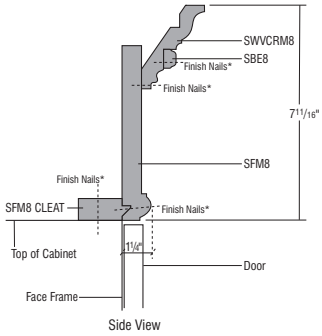

STKMLD22D 1054

- Includes:
  1 SWVCRM8
  1 SBE8
  1 SFM8
  Assembly instructions available upon request.
  *Cleats and finish nails not included.
- Not available in Walnut.

MOULDING STACK 23

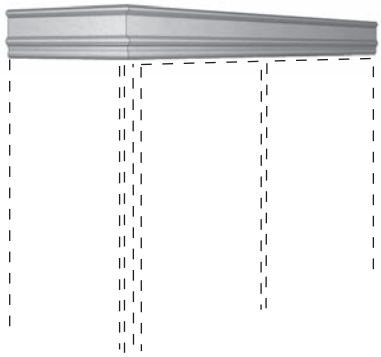

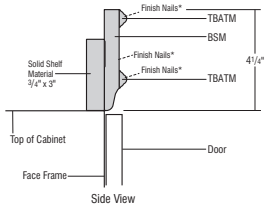

STKMLD23D 639

- Includes:
  2 TBATM
  1 SHELFSLD
  1 BSM
  Assembly instructions available upon request.
  *Cleats and finish nails not included.
- Not available in Walnut.

Stack Moulding Kits

Description	Model	Price

- Moulding stacks do not ship assembled; field assembly is required. Assembly instructions can be viewed in 20/20 spec pages and will also ship with moulding kits.
- When ordered as a kit, only one finish can be specified. To order with more than one finish, moulding pieces must be ordered separately.
- How to place a stack moulding in 20/20:
  - → Moulding
  - → Top Mouldings or Bottom Mouldings
  - → Stacked Mouldings
  - → Drag and drop desired moulding stack onto wall cabinets

MOULDING STACK 25

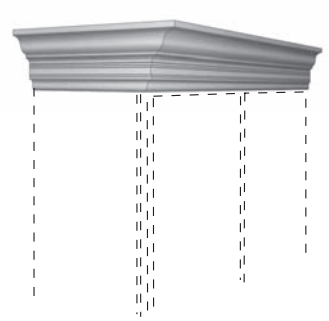

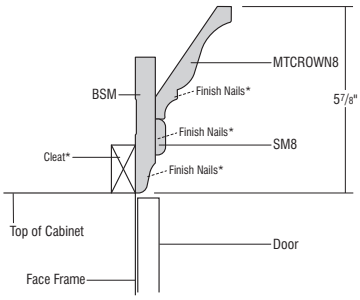

STKMLD25D 1052

- Includes:
  1 MTCROWN8
  1 SM8
  1 BSM
  Assembly instructions available upon request.
  *Cleats and finish nails not included.

MOULDING STACK 26

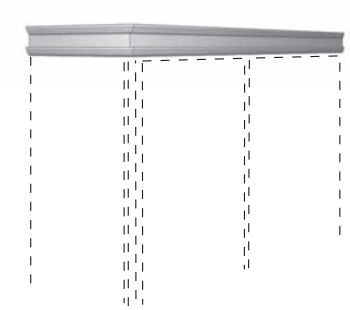

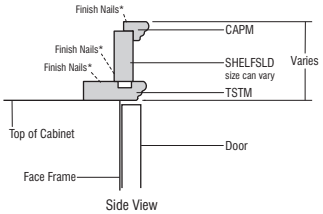

STKMLD26D 491

- Includes:
  1 CAPM
  1 SHELFSLD
  1 TSTM
  Assembly instructions available upon request.
  *Cleats and finish nails not included.
- Not recommended for use when taking application to the ceiling.
- Not available in Walnut.

MOULDING STACK 27

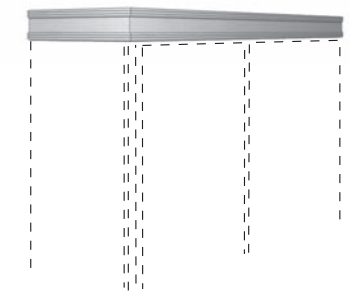

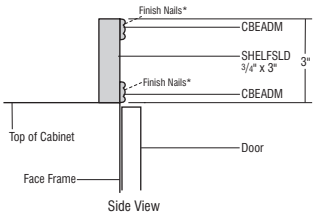

STKMLD27D 450

- Includes:
  2 CBEADM
  1 SHELFSLD
  Assembly instructions available upon request.
  *Cleats and finish nails not included.
- Not available in Walnut.

MOULDING STACK 28

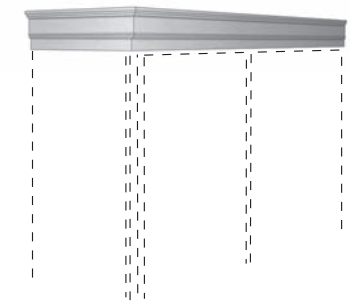

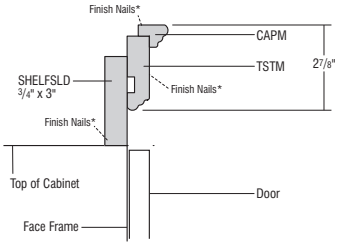

STKMLD28D 491

- Includes:
  1 CAPM
  1 TSTM
  1 SHELFSLD
  Assembly instructions available upon request.
  *Cleats and finish nails not included.
- Not recommended for use when taking application to the ceiling.
- Not available in Walnut.

Description	Model	Price

- Moulding stacks do not ship assembled; field assembly is required. Assembly instructions can be viewed in 20/20 spec pages and will also ship with moulding kits.
- When ordered as a kit, only one finish can be specified. To order with more than one finish, moulding pieces must be ordered separately.
- How to place a stack moulding in 20/20:

→ Moulding
→ Top Mouldings or Bottom Mouldings
→ Stacked Mouldings
→ Drag and drop desired moulding stack onto wall cabinets

MOULDING STACK 31

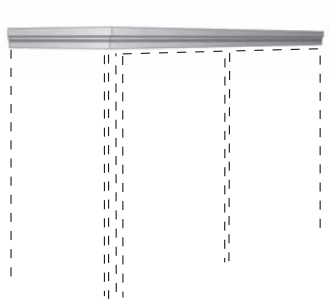

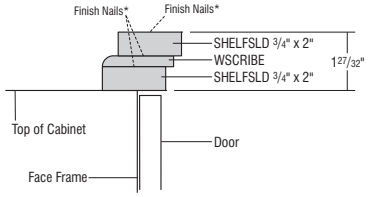

STKMLD31D 429

- Includes:
  2 SHELFSLD
  1 WSCRIBE
  Assembly instructions available upon request.
  *Cleats and finish nails not included.
- Not recommended for use when taking application to the ceiling.
- Not available in Walnut.

MOULDING STACK 32

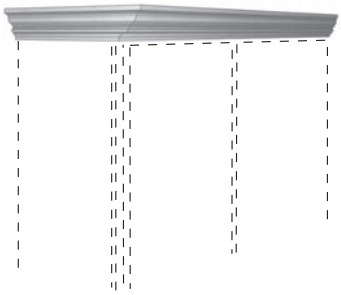

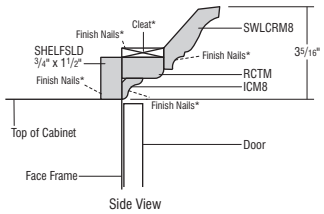

STKMLD32D 526

- Includes:
  1 SWLCRM8
  1 SHELFSLD
  1 RCTM
  1 ICM8
  Assembly instructions available upon request.
  *Cleats and finish nails not included.
- Not available in Walnut.

MOULDING STACK 33

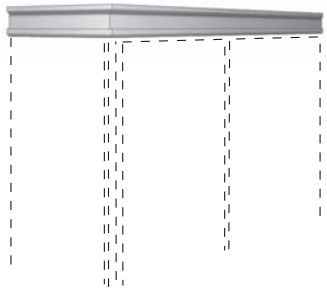

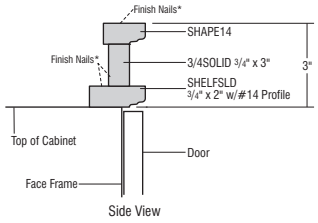

STKMLD33D 386

- Includes:
  1 SHAPE14
  1 SHELFSLD
  1 3/4SOLID
  Assembly instructions available upon request.
  *Cleats and finish nails not included.

MOULDING STACK 36

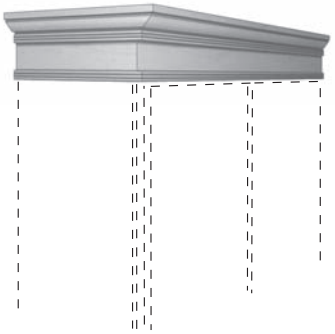

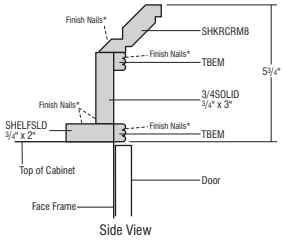

STKMLD36D 794

- Includes:
  1 SHKRCRM8
  2 TBEM
  1 SHELFSLD
  1 3/4SOLID
  Assembly instructions available upon request.
  *Cleats and finish nails not included.
- Not recommended for use when taking application to the ceiling.
- Not available in Walnut.

Stack Moulding Kits

Description	Model	Price

- Moulding stacks do not ship assembled; field assembly is required. Assembly instructions can be viewed in 20/20 spec pages and will also ship with moulding kits.
- When ordered as a kit, only one finish can be specified. To order with more than one finish, moulding pieces must be ordered separately.
- How to place a stack moulding in 20/20:
  - → Moulding
  - → Top Mouldings or Bottom Mouldings
  - → Stacked Mouldings
  - → Drag and drop desired moulding stack onto wall cabinets

MOULDING STACK 37

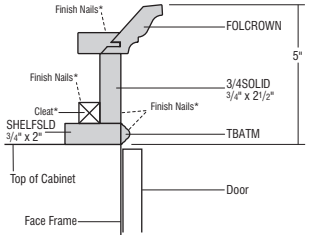

Side View

STKMLD37D 598

- Includes:
  1 FOLCROWN
  1 SHELFSLD
  1 3/4SOLID
  1 TBATM
  Assembly instructions available upon request.
  *Cleats and finish nails not included.
- Not recommended for use when taking application to the ceiling.
- Not available in Walnut.

MOULDING STACK 38

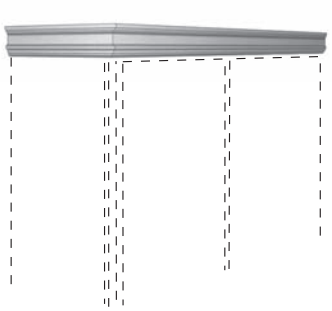

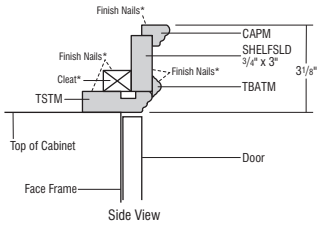

Side View

STKMLD38D 609

- Includes:
  1 CAPM
  1 TBATM
  1 SHELFSLD
  1 TSTM
  Assembly instructions available upon request.
  *Cleats and finish nails not included.
- Not recommended for use when taking application to the ceiling.
- Not available in Walnut.

MOULDING STACK 39

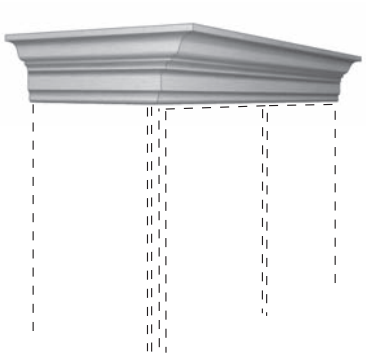

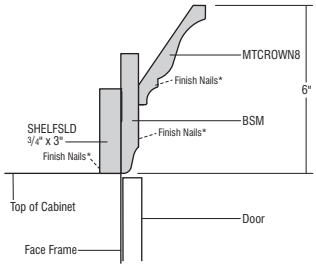

Side View

STKMLD39D 776

- Includes:
  1 MTCROWN8
  1 BSM
  1 SHELFSLD
  Assembly instructions available upon request.
  *Cleats and finish nails not included.

MOULDING STACK 40

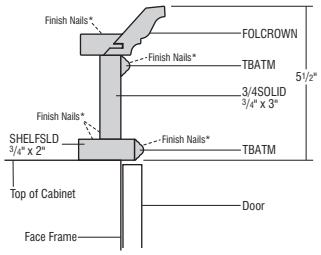

Side View

STKMLD40D 715

- Includes:
  1 FOLCROWN
  1 SHELFSLD
  1 3/4SOLID
  2 TBATM
  Assembly instructions available upon request.
  *Cleats and finish nails not included.
- Not recommended for use when taking application to the ceiling.
- Not available in Walnut.

Description	Model	Price

- Moulding stacks do not ship assembled; field assembly is required. Assembly instructions can be viewed in 20/20 spec pages and will also ship with moulding kits.
- When ordered as a kit, only one finish can be specified. To order with more than one finish, moulding pieces must be ordered separately.
- How to place a stack moulding in 20/20:

→ Moulding
→ Top Mouldings or Bottom Mouldings
→ Stacked Mouldings
→ Drag and drop desired moulding stack onto wall cabinets

MOULDING STACK 41

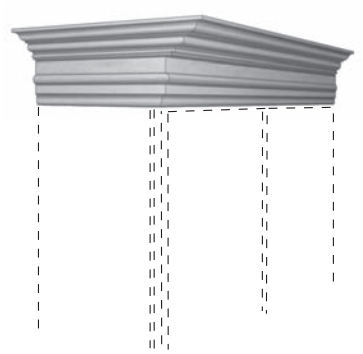

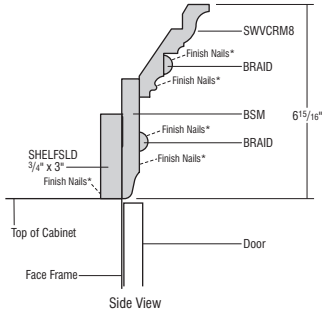

STKMLD41D 1031

- Includes:
  1 SWVCRM8
  2 BRAIDM
  1 BSM
  1 SHELFSLD
  Assembly instructions available upon request.
  *Cleats and finish nails not included.
- Not available in Walnut.

MOULDING STACK 42

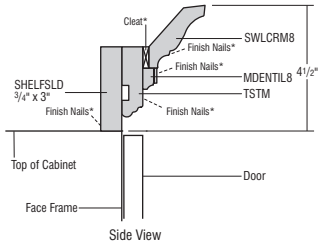

STKMLD42D 920

- Includes:
  1 SWLCRM8
  1 MDENTIL8
  1 TSTM
  1 SHELFSLD
  Assembly instructions available upon request.
  *Cleats and finish nails not included.
- Not available in Walnut.

MOULDING STACK 43

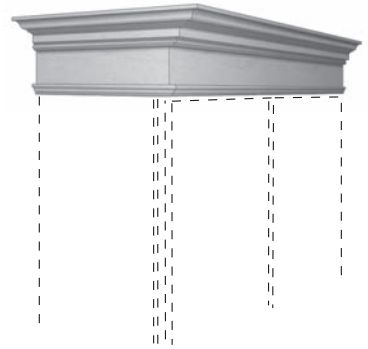

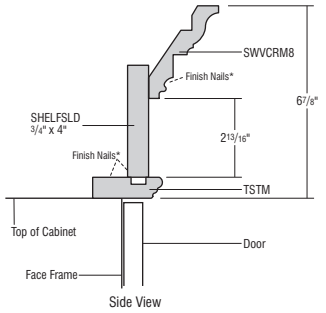

STKMLD43D 734

- Includes:
  1 SWVCRM8
  1 SHELFSLD
  1 TSTM
  Assembly instructions available upon request.
  *Cleats and finish nails not included.
- Not available in Walnut.

MOULDING STACK 44

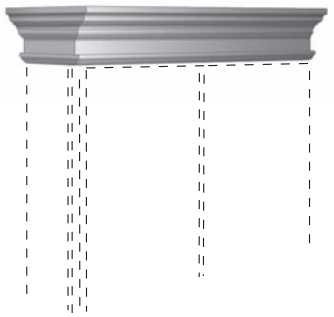

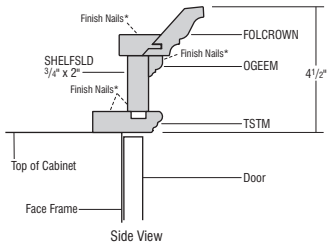

STKMLD44D 728

- Includes:
  1 FOLCROWN
  1 OGEEM
  1 SHELFSLD
  1 TSTM
  Assembly instructions available upon request.
  *Cleats and finish nails not included.
- Not recommended for use when taking application to the ceiling.
- Not available in Walnut.

Description	Model	Price

ROSETTES

TRADITIONAL ROSETTE

TROSETTE 89

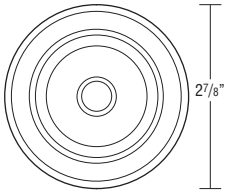

- 2 7/8″ diameter x 3/8″ thick.
- Alder will be used for Rustic Alder.
- Beech will be used for Quartersawn Oak.
- Not available in Walnut.
- Glazes and/or Techniques available: F, P, HW, XHW.

Custom Modification Options

F.ALL
✓

FLOWER ROSETTE

ROSETTEFLW 89



- 2 7/8″ diameter x 3/8″ thick.
- Beech will be used for Quartersawn Oak.
- Not available in Alder, Rustic Alder, or Walnut.
- Glazes and/or Techniques available: F, P, HW, XHW.

Custom Modification Options

F.ALL
✓

GRAPE ROSETTE

GRO 171

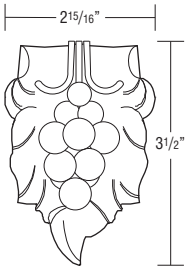

- 2 5/16″ wide x 3 1/2 high x 5/8″ thick.
- Alder will be used for Rustic Alder.
- Beech will be used for Quartersawn Oak.
- Not available in Walnut.
- Glazes and/or Techniques available: F, P, HW, XHW.

Custom Modification Options

F.ALL
✓

ACANTHUS ROSETTE

ROSETTEACA 171



- 2 7/8″ diameter x 3/8″ thick.
- Beech will be used for Quartersawn Oak.
- Not available in Alder, Rustic Alder, or Walnut.
- Glazes and/or Techniques available: F, P, HW, XHW.

Custom Modification Options

F.ALL
✓

MISSION ROSETTE

ROSETTEMIS 321

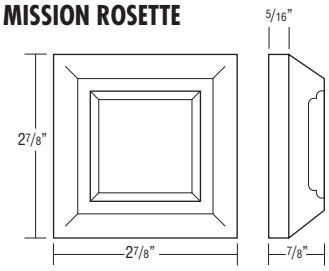

- 2 7/8″ wide x 2 7/8″ high.
- Alder will be used for Rustic Alder.
- Oak will be used for Quartersawn Oak.
- Not available in Walnut.
- Hand-carved.
- Glazes and/or Techniques available: F, P, HW, XHW.

Custom Modification Options

F.ALL
✓

Glazes and Techniques
F = Flooded (see page E•4.)
P = Penned (see page E•4.)
TW = Timeworn (see page E•4.)
XTW = Extra Timeworn (see page E•4.)
HW = Hewn (see page E•4.)
XHW = Extra Hewn (see page E•4.)

Description	Model	Price

SMALL GAELIC ROSETTE

ROSETTEGAE 324

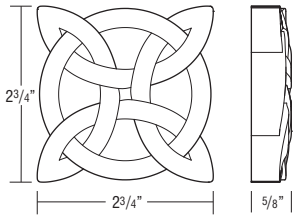

- 2 3/4″ x 5/8″ x 2 3/4″.
- Alder will be used for Rustic Alder.
- Not available in Quartersawn Oak or Walnut.

Custom Modification Options

F.ALL
✓

PEAKED SMALL ROSETTE

5 DAY EXPRESS RESPONSE

ROSETTESMPK 102

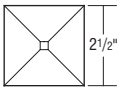

- 2 1/2″ wide x 2 1/2″ high.
- Rustic hammered iron finish.
- 7/32″ x 1/2″ deep installation socket.

Modifications Are Not Available

PEAKED LARGE ROSETTE

5 DAY EXPRESS RESPONSE

ROSETTELGPK 137

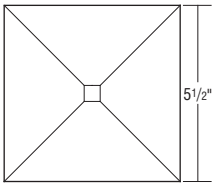

- 5 1/2″ wide x 5 1/2″ high.
- Rustic hammered iron finish.
- 7/32″ x 1/2″ deep installation socket.

Modifications Are Not Available

ACCESSORY NAILS

ACCESSORY NAIL

5 DAY EXPRESS RESPONSE

ACCNAIL 46

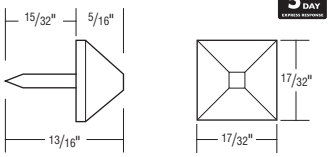

- Rustic hammered iron finish.
- Sold in sets of ten.

Modifications Are Not Available

SPLIT TURN END/CAP

3″ SPLIT TURNING CENTER

3SPTRINGCTR 93

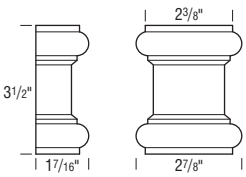

- 2 7/8″ x 1 13/32″ x 3 1/2″.
- Alder will be used for Rustic Alder.
- Not available in Quartersawn Oak or Walnut.

Custom Modification Options

F.ALL
✓

Description	Model	Price
3″ SPLIT TURNING ACANTHUS	**3SPTRINGACA**	199

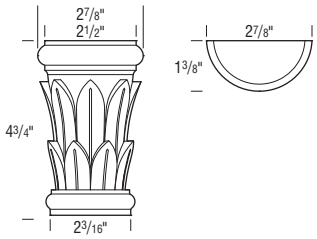

- 2 7/8″ x 1 3/8″ x 4 3/4″.
- Alder will be used for Rustic Alder.
- Not available in Quartersawn Oak or Walnut.

Custom Modification Options

F.ALL
✓

3″ SPLIT TURNING WEAVED — **3SPTRINGWV** — 184

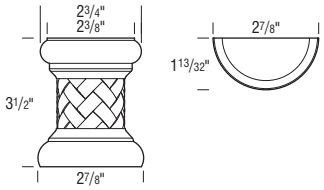

- 3″ x 1 7/16″ x 3 1/2″.
- Alder will be used for Rustic Alder.
- Not available in Quartersawn Oak or Walnut.

Custom Modification Options

F.ALL
✓

3″ SPLIT TURNING BLOCK — **3SPTRINGBLK** — 131

- 3″ x 1 7/16″ x 5 3/4″.
- Alder will be used for Rustic Alder.
- Not available in Quartersawn Oak or Walnut.

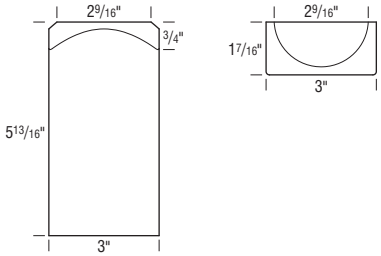

Custom Modification Options

F.ALL
✓

3″ SPLIT TURNING CAPITOL — **3SPTRINGCAP** — 91

- 3″ x 1 7/16″ x 1 1/4″.
- Alder will be used for Rustic Alder.
- Not available in Quartersawn Oak or Walnut.

Custom Modification Options

F.ALL
✓

3″ SPLIT TURNING SPINDLE — **3SPTRINGSPNDL** — 89

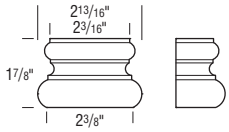

- 2 7/8″ x 1 7/16″ x 1 3/4″.
- Alder will be used for Rustic Alder.
- Not available in Quartersawn Oak or Walnut.

Custom Modification Options

F.ALL
✓

SPLIT TURNING SYSTEMS

Description	Model	Price
END	**SPTRINGEND**	113/PAIR

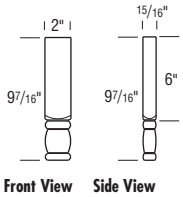

- Alder will be used for Rustic Alder.
- Oak will be used for Quartersawn Oak.
- Not available in Walnut.
- Sold in pairs.
- Glazes and/or Techniques available: F, P, TW, XTW, HW, XHW.

Modifications Are Not Available

REED

	SPTRINGREED30	113
	SPTRINGREED60	165
	SPTRINGREED96	209

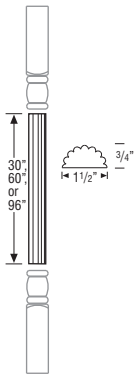

- Alder will be used for Rustic Alder.
- Oak will be used for Quartersawn Oak.
- Not available in Walnut.
- Sold in 30″, 60″, or 96″ lengths.
- Ends (SPTRINGEND) sold separately.
- Glazes and/or Techniques available: F, P, TW, XTW.

Modifications Are Not Available

ROPE

	SPTRINGROPE30	179
	SPTRINGROPE60	321
	SPTRINGROPE96	427

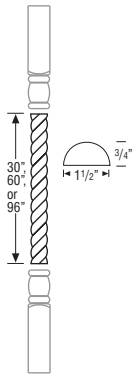

- Alder will be used for Rustic Alder.
- Oak will be used for Quartersawn Oak.
- Not available in Walnut.
- Sold in 30″, 60″, or 96″ lengths.
- Ends (SPTRINGEND) sold separately.
- Glazes and/or Techniques available: F, P, TW, XTW, HW, XHW.

Modifications Are Not Available

Glazes and Techniques
F = Flooded (see page E•4.)
P = Penned (see page E•4.)
TW = Timeworn (see page E•4.)
XTW = Extra Timeworn (see page E•4.)
HW = Hewn (see page E•4.)
XHW = Extra Hewn (see page E•4.)

Description	Model	Price
SPOOL	**SPTRINGSPOOL30**	113
	SPTRINGSPOOL60	165
	SPTRINGSPOOL96	209

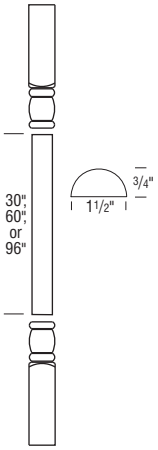

- Alder will be used for Rustic Alder.
- Oak will be used for Quartersawn Oak.
- Not available in Walnut.
- Sold in 30″, 60″, or 96″ lengths.
- Ends (SPTRINGEND) sold separately.
- Glazes and/or Techniques available: F, TW, XTW.

Modifications Are Not Available

VALANCES

BAROQUE VALANCE

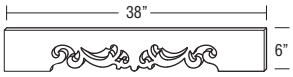

	BARV38	854

- 6″ x 5/8″ x 38″.
- Alder will be used for Rustic Alder.
- Not available in Quartersawn Oak or Walnut.

Custom Modification Options

F.ALL	IH	IW	OONLY	RH	RW
✓					

RAISED PANEL VALANCE

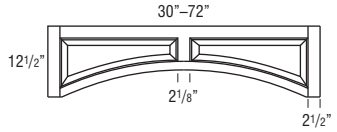

	RPV30	1236
	JRPV36	1322
	JRPV42	1376
	RPV48	1560
	RPV54	1730
	RPV60	1899
	RPV72	2243

- There is 8″ from the top edge to the center of the arch. There is 4 1/2″ from the center of the arch to the bottom of the part.
- Sides trimmable up to 1 3/4″.
- Not available in Walnut.
- Glazes and/or Techniques available: F, P, TW, XTW, HW, XHW.

Modifications Are Not Available

Description	Model	Price
RECESSED PANEL VALANCE	**RCPV30**	1219
	RCPV36	1322
	RCPV42	1376
	RCPV48	1560
	RCPV54	1730
	RCPV60	1899
	RCPV72	2243

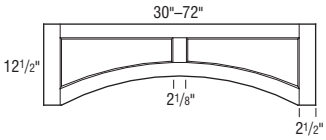

- There is 8″ from the top edge to the center of the arch. There is 4 1/2″ from the center of the arch to the bottom of the part.
- Sides trimmable up to 1 3/4″.
- Not available in Walnut.
- Glazes and/or Techniques available: F, P, TW, XTW, HW, XHW.

Modifications Are Not Available

ARCH VALANCE

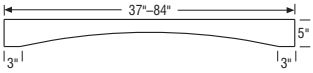

	AV37	153
	AV43	188
	AV49	211
	AV55	250
	AV61	275
	AV67	291
	AV73	297
	AV79	304
	AV84	308

- Alder will be used for Rustic Alder.
- There is 2 5/16″ from the top edge to the center of the arch.
- Increased Heights available in 1/4″ increments from 5 1/4″ to 12″.
- Reduced Heights available in 1/4″ increments from 4 1/2″ to 4 3/4″.
- Height must be less than or equal to 6″ if width is more than 60″.
- Reduced Widths available in 1/4″ increments from 12″ to 83 3/4″.
- Increased Widths available in 1/4″ increments. See page G•46 for details.
- Glazes and/or Techniques available: TW, XTW.

Custom Modification Options

F.ALL	IH[1]	IW[2]	OONLY	RH	RW
✓	✓	✓		✓	✓

[1] Not available on widths over 60″.
[2] Only available on 84" wide.

Glazes and Techniques
F = Flooded (see page E•4.)
P = Penned (see page E•4.)
TW = Timeworn (see page E•4.)
XTW = Extra Timeworn (see page E•4.)
HW = Hewn (see page E•4.)
XHW = Extra Hewn (see page E•4.)

Description	Model	Price
STRAIGHT VALANCE	**VV37**	137
	VV43	175
	VV49	200
	VV55	238
	VV61	274
	VV67	276
	VV73	283
	VV79	295
	VV84	298

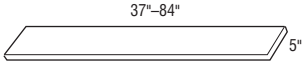

- Alder will be used for Rustic Alder.
- Increased Heights available in 1/4″ increments from 5 1/4″ to 12″.
- Reduced Heights available in 1/4″ increments from 4 1/2″ to 4 3/4″.
- Height must be less than or equal to 6″ if width is more than 60″.
- Reduced Widths available in 1/4″ increments from 12″ to 83 3/4″.
- Increased Widths available in 1/4″ increments. See page G•46 for details.
- All edges finished excluding the back.
- Glazes and/or Techniques available: TW, XTW.

Custom Modification Options

F.ALL	IH[1]	IW[2]	RH	RW
✓	✓	✓	✓	✓

[1] Not available on widths over 60″.
[2] Only available on 84" wide.

Description	Model	Price
STYLE B VALANCE	**V37B**	153
	V43B	188
	V49B	211
	V55B	250
	V61B	275
	V67B	291
	V73B	297
	V79B	304
	V84B	308

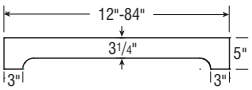

- Alder will be used for Rustic Alder.
- Increased Heights available in 1/4″ increments from 5 1/4″ to 12″.
- Height must be less than or equal to 6″ if width is more than 60″.
- Increased Widths available in 1/4″ increments. See page G•46 for details.
- Reduced Widths available in 1/4″ increments from 12″ to 83 3/4″.
- All edges finished excluding the back.
- Glazes and/or Techniques available: TW, XTW

Custom Modification Options

F.ALL	IH	IW[1]	RH	RW
✓	✓	✓		✓

[1] Only available on 84" wide.

Description	Model	Price
STYLE D VALANCE	**V37D**	153
	V43D	188
	V49D	211
	V55D	250
	V61D	275
	V67D	291
	V73D	297
	V79D	304
	V84D	308

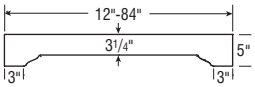

- Alder will be used for Rustic Alder.
- Increased Heights available in 1/4″ increments from 5 1/4″ to 12″.
- Height must be less than or equal to 6″ if width is more than 60″.
- Increased Widths available in 1/4″ increments. See page G•46 for details.
- Reduced Widths available in 1/4″ increments from 12″ to 83 3/4″.
- All edges finished excluding the back.
- Glazes and/or Techniques available: TW, XTW.

Custom Modification Options

F.ALL	IH	IW[1]	RH	RW
✓	✓	✓		✓

[1] Only available on 84" wide.

Description	Model	Price
STYLE E VALANCE	**V37E**	153
	V43E	188
	V49E	211
	V55E	250
	V61E	275
	V67E	291
	V73E	297
	V79E	304
	V84E	308

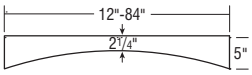

- Alder will be used for Rustic Alder.
- Increased Heights available in 1/4″ increments from 5 1/4″ to 12″.
- Height must be less than or equal to 6″ if width is more than 60″.
- Increased Widths available in 1/4″ increments. See page G•46 for details.
- Reduced Widths available in 1/4″ increments from 12″ to 83 3/4″.
- All edges finished excluding the back.
- Glazes and/or Techniques available: TW, XTW.

Custom Modification Options

F.ALL	IH	IW[1]	RH	RW
✓	✓	✓		✓

[1] Only available on 84" wide.

Glazes and Techniques
F = Flooded (see page E•4.)
P = Penned (see page E•4.)
TW = Timeworn (see page E•4.)
XTW = Extra Timeworn (see page E•4.)
HW = Hewn (see page E•4.)
XHW = Extra Hewn (see page E•4.)

Description	Model	Price
NEW **STYLE H VALANCE**	**V37H**	153
	V43H	188
	V49H	211
	V55H	250
	V61H	275
	V67H	291
	V73H	297
	V79H	304
	V84H	308

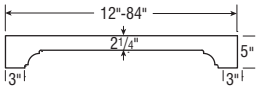

- Alder will be used for Rustic Alder.
- Increased Heights available in 1/4″ increments from 5 1/4″ to 12″.
- Height must be less than or equal to 6″ if width is more than 60″.
- Increased Widths available in 1/4″ increments. See page G•46 for details.
- Reduced Widths available in 1/4″ increments from 12″ to 83 3/4″.
- All edges finished excluding the back.
- Glazes and/or Techniques available: TW, XTW.

Custom Modification Options

F.ALL	IH	IW[1]	RH	RW
✓	✓	✓		✓

[1] Only available on 84" wide.

Description	Model	Price
NEW **STYLE K VALANCE**	**V37K**	153
	V43K	188
	V49K	211
	V55K	250
	V61K	275
	V67K	291
	V73K	297
	V79K	304
	V84K	308

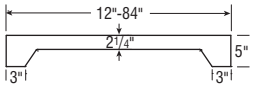

- Alder will be used for Rustic Alder.
- Increased Heights available in 1/4″ increments from 5 1/4″ to 12″.
- Height must be less than or equal to 6″ if width is more than 60″.
- Increased Widths available in 1/4″ increments. See page G•46 for details.
- Reduced Widths available in 1/4″ increments from 12″ to 83 3/4″.
- All edges finished excluding the back.
- Glazes and/or Techniques available: TW, XTW.

Custom Modification Options

F.ALL	IH	IW[1]	RH	RW
✓	✓	✓		✓

[1] Only available on 84" wide.

Description	Model	Price
NEW **STYLE J VALANCE**	**V37J**	153
	V43J	188
	V49J	211
	V55J	250
	V61J	275
	V67J	291
	V73J	297
	V79J	304
	V84J	308

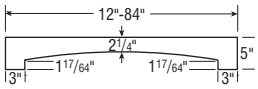

- Alder will be used for Rustic Alder.
- Increased Heights available in 1/4″ increments from 5 1/4″ to 12″.
- Height must be less than or equal to 6″ if width is more than 60″.
- Increased Widths available in 1/4″ increments. See page G•46 for details.
- Reduced Widths available in 1/4″ increments from 12″ to 83 3/4″.
- All edges finished excluding the back.
- Glazes and/or Techniques available: TW, XTW.

Custom Modification Options

F.ALL	IH	IW[1]	RH	RW
✓	✓	✓		✓

[1] Only available on 84" wide.

Description	Model	Price
NEW **STYLE L VALANCE**	**V37L**	153
	V43L	188
	V49L	211
	V55L	250
	V61L	275
	V67L	291
	V73L	297
	V79L	304
	V84L	308

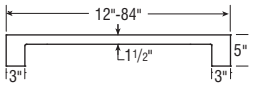

- Alder will be used for Rustic Alder.
- Increased Heights available in 1/4″ increments from 5 1/4″ to 12″.
- Height must be less than or equal to 6″ if width is more than 60″.
- Increased Widths available in 1/4″ increments. See page G•46 for details.
- Reduced Widths available in 1/4″ increments from 12″ to 83 3/4″.
- All edges finished excluding the back.
- Glazes and/or Techniques available: TW, XTW.

Custom Modification Options

F.ALL	IH	IW[1]	RH	RW
✓	✓	✓		✓

[1] Only available on 84" wide.

Glazes and Techniques
F = Flooded (see page E•4.)
P = Penned (see page E•4.)
TW = Timeworn (see page E•4.)
XTW = Extra Timeworn (see page E•4.)
HW = Hewn (see page E•4.)
XHW = Extra Hewn (see page E•4.)

Description	Model	Price
OVERLAY VALANCE (FULL OVERLAY STYLES ONLY)	**OSV37**	283
	OSV43	360
	OSV49	377
	OSV55	412
	OSV61	456
	OSV67	519
	OSV73	553
	OSV79	600
	OSV84	629

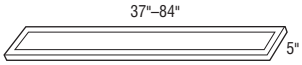

- Alder will be used for Rustic Alder.
- Increased Heights available in 1/4″ increments from 5 1/4″ to 12″.
- Reduced Heights available in 1/4″ increments from 4 1/2″ to 4 3/4″.
- Height must be less then 12″ if width of 60″ is required.
- Increased Widths available in 1/4″ increments. See page G•46 for details.
- All edges finished excluding the back.
- Not available in Walnut.
- Glazes and/or Techniques available: F, TW, XTW, HW, XHW.

Custom Modification Options

F.ALL	IH	IW[1]	RH	RW
	✓	✓	✓	✓

[1] Only available on 84" wide.

DECORATIVE ONLAYS/OVERLAYS

GRAPE

GROVLY 1149

- 20″ wide x 4 1/2″ high x 5/8″ deep.
- Alder will be used for Rustic Alder.
- Beech will be used for Quartersawn Oak.
- Not available in Walnut.
- Glazes and/or Techniques available: F, P, HW, XHW.

Modifications Are Not Available

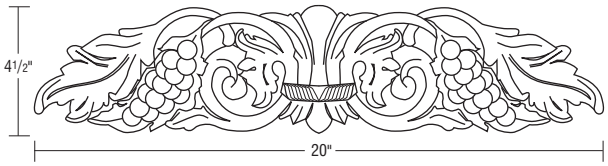

ACANTHUS

ACOVLY 1149

- 20″ wide x 4 1/2″ high x 5/8″ deep.
- Alder will be used for Rustic Alder.
- Beech will be used for Quartersawn Oak.
- Not available in Walnut.
- Glazes and/or Techniques available: F, P, HW, XHW.

Modifications Are Not Available

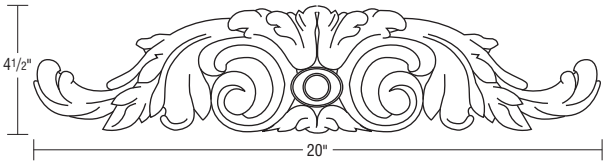

Description	Model	Price

DECORATIVE ORNAMENTS

ACANTHUS

ACO 384

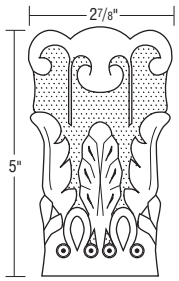

- 2 7/8″ wide x 5″ high x 1 1/2″ deep.
- Not available in Alder, Rustic Alder, or Walnut.
- Beech will be used for Quartersawn Oak.
- Glazes and/or Techniques available: F, P, HW, XHW.

Modifications Are Not Available

TILE

TRIAD ROSETTE

ROSETTETRIAD 188

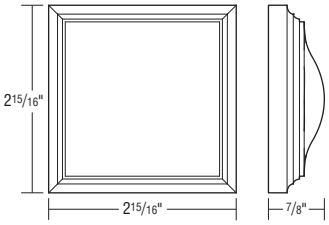

- 2 15/16″ x 7/8″.
- Alder will be used for Rustic Alder.
- Not available in Quartersawn Oak or Walnut.

Custom Modification Options

F.ALL
✓

PINNACLE ROSETTE

ROSETTEPINN 196

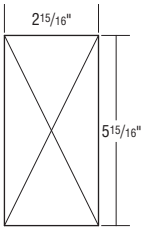

- 5 15/16″ x 3/4″ x 2 15/16″.
- Alder will be used for Rustic Alder.
- Not available in Quartersawn Oak or Walnut.

Custom Modification Options

F.ALL
✓

SHELVING

30″ x 30″ RUSTIC CORNER SHELF

RSTCCRNSHLF 1400

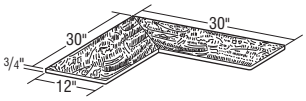

- 30″ x 30″ x 3/4″.
- Brackets sold separately; see Bracket section.
- Alder will be used for Rustic Alder.
- Not available in Quartersawn Oak or Walnut.
- Top and bottom are finished and 4 sides are finished except the back 2 sides. To get all sides finished, please select the Finished All Modification (F.ALL).

Custom Modification Options

F.ALL
✓

Glazes and Techniques
F = Flooded (see page E•4.)
P = Penned (see page E•4.)
TW = Timeworn (see page E•4.)
XTW = Extra Timeworn (see page E•4.)
HW = Hewn (see page E•4.)
XHW = Extra Hewn (see page E•4.)

Description	Model	Price
30″ x 30″ MODERN CORNER SHELF	**MDCCRNSHLF**	1453

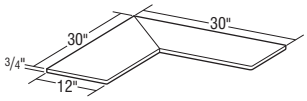

- 30″ x 30″ x 3/4″.
- Brackets sold separately; see Bracket section.
- Alder will be used for Rustic Alder.
- Not available in Quartersawn Oak or Walnut.
- Top and bottom are finished and 4 sides are finished except the back 2 sides. To get all sides finished, please select the Finished All Modification (F.ALL).

Custom Modification Options

F.ALL
✓

30″ x 30″ RUSTIC FLOATING CORNER SHELF	**RSTCFLTCRNSHLF**	4221

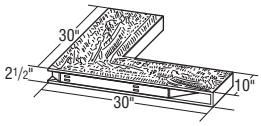

- 30″ x 30″ x 2 1/2″.
- Installation kit included with shelf.
- Maximum weight capacity is 52 lbs.
- Alder will be used for Rustic Alder.
- Not available in Quartersawn Oak or Walnut.

Custom Modification Options

F.ALL
✓

30″ x 30″ MODERN FLOATING CORNER SHELF	**MDFLCRNSHLF**	4173

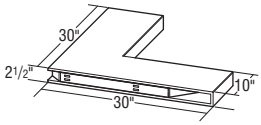

- 30″ x 30″ x 2 1/2″.
- Installation kit included with shelf.
- Maximum weight capacity is 52 lbs.
- 3/4″ thick solid-wood front and ends. 3/8″ thick veneered top and bottom.
- Alder will be used for Rustic Alder.
- Not available in Quartersawn Oak or Walnut.

Custom Modification Options

F.ALL
✓

36″ x 8″ INDUSTRIAL SHELF	**SHELFIND3681**	742

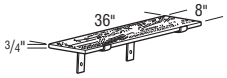

Shown with brackets

- 36″ x 8″ x 3/4″.
- Brackets sold separately; see Corbels and Brackets section.
- Alder will be used for Rustic Alder.
- Oak will be used for Quartersawn Oak.
- Shelf has a rough hewn appearance.
- Top and bottom are finished and 3 sides are finished except the back side. To get all sides finished, please select the Finished All Modification (F.ALL).

Custom Modification Options

F.ALL
✓

36″ x 12″ INDUSTRIAL SHELF	**SHELFIND36121**	951

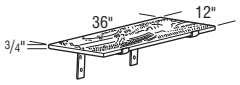

Shown with brackets

- 36″ x 12″ x 3/4″.
- Brackets sold separately; see Corbels and Brackets section.
- Alder will be used for Rustic Alder.
- Oak will be used for Quartersawn Oak.
- Shelf has a rough hewn appearance.
- Top and bottom are finished and 3 sides are finished except the back side. To get all sides finished, please select the Finished All Modification (F.ALL).

Custom Modification Options

F.ALL
✓

Description	Model	Price
60″ x 8″ INDUSTRIAL SHELF	**SHELFIND6081**	1112

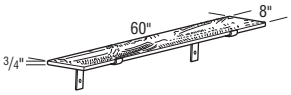

Shown with brackets

- 60″ x 8″ x 3/4″.
- Brackets sold separately; see Corbels and Brackets section.
- Alder will be used for Rustic Alder.
- Oak will be used for Quartersawn Oak.
- Shelf has a rough hewn appearance.
- Top and bottom are finished and 3 sides are finished except the back side. To get all sides finished, please select the Finished All Modification (F.ALL).

Custom Modification Options

F.ALL
✓

60″ x 12″ INDUSTRIAL SHELF	**SHELFIND60121**	1457

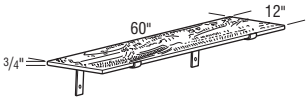

Shown with brackets

- 60″ x 12″ x 3/4″.
- Brackets sold separately; see Corbels and Brackets section.
- Alder will be used for Rustic Alder.
- Oak will be used for Quartersawn Oak.
- Shelf has a rough hewn appearance.
- Top and bottom are finished and 3 sides are finished except the back side. To get all sides finished, please select the Finished All Modification (F.ALL).

Custom Modification Options

F.ALL
✓

24″ x 10″ FLOATING SHELF	**SHELFIND24103**	2214

- 24″ x 10″ x 2 5/8″.
- Installation kit included with shelf.
- Alder will be used for Rustic Alder.
- Oak will be used for Quartersawn Oak.
- Shelf has a rough hewn appearance.

Custom Modification Options

F.ALL
✓

36″ x 10″ FLOATING SHELF	**SHELFIND36103**	2515

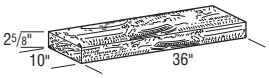

- 36″ x 10″ x 2 5/8″.
- Installation kit included with shelf.
- Alder will be used for Rustic Alder.
- Oak will be used for Quartersawn Oak.
- Shelf has a rough hewn appearance.

Custom Modification Options

F.ALL
✓

FLOATING SHELF, 2 1/2″ HIGH, 10″ DEEP

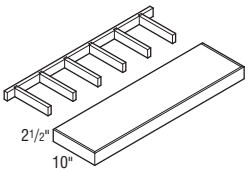

FS24	650
FS30	737
FS36	827
FS42	915
FS48	1003
FS54	1092
FS60	1181

- Shelf is finished on all sides except the back edges.
- Installation instructions included.
- Weight capacity is 15 lbs. per linear foot of width.
- Edge will be a #12 profile.

Custom Modification Options

ID	IW[1]	RD
✓	✓	✓

[1] Not available on 60" wide.

Description	Model	Price

SHELF SUPPORTS

LARGE GRAPE SHELF SUPPORT

LGGRPSUPPORT	1215

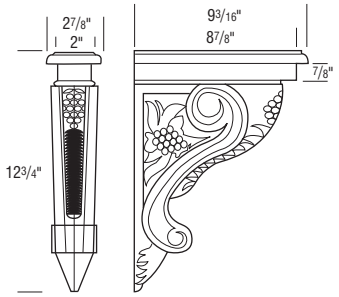

- 2 7/8″ wide x 12 3/4″ high.
- Not available in Alder, Rustic Alder, or Walnut.
- Oak will be used for Quartersawn Oak.
- Glazes and/or Techniques available: F, P, TW, XTW, HW, XHW.

Modifications Are Not Available

SMALL GRAPE SHELF SUPPORT

SMGRPSUPPORT	1022



- 5 3/4″ wide x 8 7/8″ high.
- Not available in Alder, Rustic Alder, or Walnut.
- Oak will be used for Quartersawn Oak.
- Glazes and/or Techniques available: F, P, TW, XTW, HW, XHW.

Modifications Are Not Available

LARGE SHELF SUPPORT

LGCORBEL	860

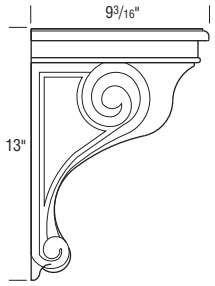

- 2 7/8″ wide x 13″ high.
- Alder will be used for Rustic Alder.
- Oak will be used for Quartersawn Oak.
- Not available in Walnut.
- Glazes and/or Techniques available: F, P, TW, XTW, HW, XHW.

Modifications Are Not Available

SMALL SHELF SUPPORT

SMCORBEL	1149

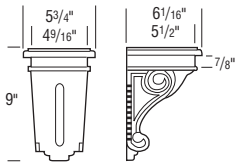

- 5 3/4″ wide x 9″ high.
- Alder will be used for Rustic Alder.
- Oak will be used for Quartersawn Oak.
- Not available in Walnut.
- Glazes and/or Techniques available: F, P, TW, XTW, HW, XHW.

Modifications Are Not Available

COUNTERTOP SUPPORT

SBS	204

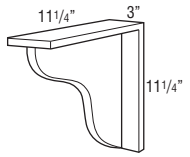

- 3″ wide x 11 1/4″ high.
- Alder will be used for Rustic Alder.
- Not available in Walnut.
- Glazes and/or Techniques available: F, P, TW, XTW, HW, XHW.

Modifications Are Not Available

Description	Model	Price

VICTORIAN COUNTERTOP SUPPORT

VSBS	204

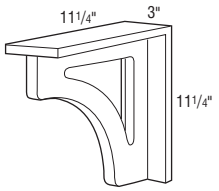

- 3″ wide x 11 1/4″ high.
- Alder will be used for Rustic Alder.
- Not available in Walnut.
- Glazes and/or Techniques available: F, P, TW, XTW, HW, XHW.

Modifications Are Not Available

CORBELS & BRACKETS

12 3/4″ MID-CENTURY BRACKET

TRIBRKT12GMG	628
TRIBRKT12SN	628
TRIBRKT12WI	628
TRIBRKT12SS	730

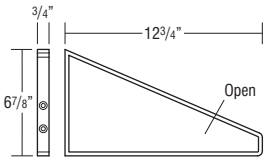

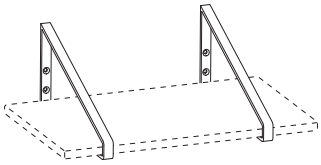

- 12 3/4″ x 3/4″ x 6 7/8″.
- Finishes available: Gun Metal Gray (GMG), Satin Nickel (SN), Wrought Iron (WI), and Stainless Steel (SS).
- Includes matching hardware.
- Pre-drilled mounting holes for easy installation.
- Designed for a 12″ deep, 3/4″ thick shelf to be placed inside bracket.
- 1/4″ material thickness.
- Not intended for cabinet or freestanding countertop support. For substantial weight support, use a floor mounted support such as a Decorative Leg.
- Must be properly installed into a structural member of the wall.
- Sold individually. Recommended to use two brackets on shelves up to 48″ wide, additional brackets should be added on wider shelves. If used with the 30" x 30" Corner Shelves, four brackets are recommended.

Modifications Are Not Available

8 7/8″ INDUSTRIAL BRACKET, LOOP

BRACKETIND9SS	1254
BRACKETIND9GMG	1111
BRACKETIND9WI	1042

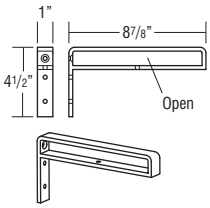

- 1″ x 8 7/8″ x 4 1/2″.
- On the stainless steel versions, the screws are countersunk.
- Finishes available: Stainless Steel (SS), Gun Metal Gray (GMG), and Wrought Iron (WI).
- Open area for 8″ deep shelf placement is 15/16″ high, shelf is to be secured with a screw in the bottom loop.
- Pre-drilled mounting holes for easy installation.
- 1/4″ material thickness.
- Must be properly installed into a structural member of the wall.
- Sold individually. Recommended to use two brackets on shelves up to 48″ wide, additional brackets should be added on wider shelves.

Modifications Are Not Available

Glazes and Techniques
F = Flooded (see page E•4.)
P = Penned (see page E•4.)
TW = Timeworn (see page E•4.)
XTW = Extra Timeworn (see page E•4.)
HW = Hewn (see page E•4.)
XHW = Extra Hewn (see page E•4.)

Description	Model	Price
12 7/8″ INDUSTRIAL BRACKET, LOOP	**BRACKETIND13SS**	1454
	BRACKETIND13GMG	1283
	BRACKETIND13WI	1283

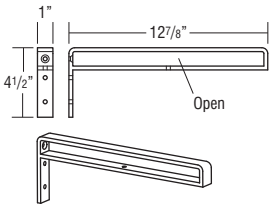

- 1″ x 12 7/8″ x 4 1/2″.
- On the stainless steel versions, the screws are countersunk.
- Finishes available: Stainless Steel (SS), Gun Metal Gray (GMG), and Wrought Iron (WI).
- Open area for 12″ deep shelf placement is 15/16″ high, shelf is to be secured with a screw in the bottom loop.
- Pre-drilled mounting holes for easy installation.
- 1/4″ material thickness.
- Must be properly installed into a structural member of the wall.
- Sold individually. Recommended to use two brackets on shelves up to 48″ wide, additional brackets should be added on wider shelves.

Modifications Are Not Available

8 1/2″ INDUSTRIAL BRACKET, STRAIGHT	**STBRACKETIND9SS**	1026
	STBRACKETIND9G	777
	STBRACKETIND9WI	777

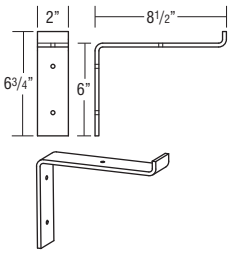

- 2″ x 8 1/2″ x 6″.
- On the stainless steel versions, the screws are countersunk.
- Finishes available: Stainless Steel (SS), Gun Metal Gray (G), and Wrought Iron (WI).

Modifications Are Not Available

12 1/2″ INDUSTRIAL BRACKET, STRAIGHT	**STBRACKETIND13S**	1106
	STBRACKETIND13G	891
	STBRACKETIND13W	891

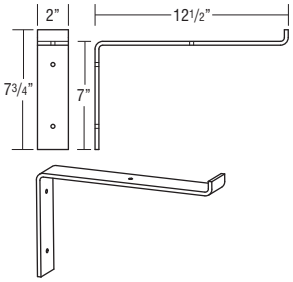

- 2″ x 12 1/2″ x 7″.
- On the stainless steel versions, the screws are countersunk.
- Finishes available: Stainless Steel (S), Gun Metal Gray (G), and Wrought Iron (W).

Modifications Are Not Available

10″ LEXINGTON SHELF STRAP	**LEXSHLFSTRP10WI**	361
	LEXSHLFSTRP10GM	361
	LEXSHLFSTRP10SN	361

- 10 1/8″ x 3″ x 12 1/4″.
- Finishes available: Gun Metal Gray (GM), Satin Nickel (SN), and Wrought Iron (WI).
- Includes matching hardware.

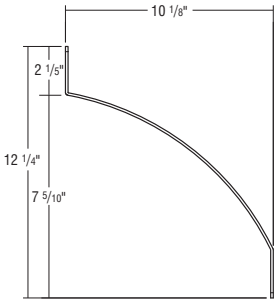

Modifications Are Not Available

Description	Model	Price
2″ CORNER STRAP	**APEXSTRP2GMG**	213
	APEXSTRP2WI	213
	APEXSTRP2SN	213

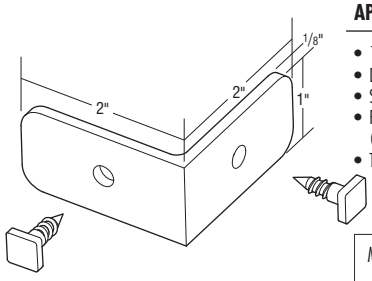

- 1/8″ x 2″ x 1″.
- Decorative only.
- Square Lag Bolts included.
- Finishes available: Gun Metal Gray (GMG), Satin Nickel (SN), and Wrought Iron (WI).
- To be used with floating shelves

Modifications Are Not Available

BAROQUE BRACKET	**BRACKETBAROQUE**	297

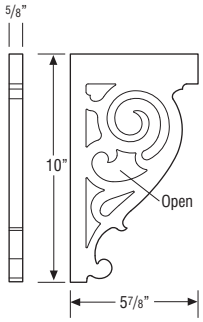

- 5/8″ x 5 7/8″ x 10″.
- Alder will be used for Rustic Alder.
- Not available in Quartersawn Oak or Walnut.

Modifications Are Not Available

CELTIC BRACKET	**BRACKETCELTIC**	377

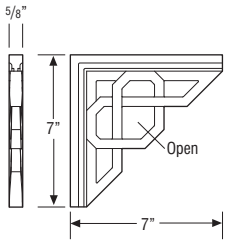

- 5/8″ x 7″ x 7″.
- Alder will be used for Rustic Alder.
- Not available in Quartersawn Oak or Walnut.

Modifications Are Not Available

OLD WORLD BRACKET	**BRACKETOWD**	644

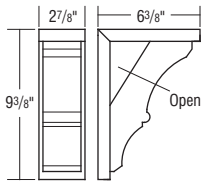

- 2 7/8″ wide x 9 3/8″ high.
- Alder will be used for Rustic Alder.
- Not available in Walnut.
- Glazes and/or Techniques available: F, P, TW, XTW, HW, XHW.

Custom Modification Options

F.ALL
✓

CRAFTSMAN CORBEL OPEN	**CORBELCRAFTO**	805

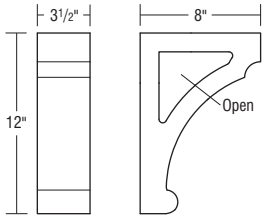

- 3 1/2″ x 8″ x 12″.
- Alder will be used for Rustic Alder.
- Not available in Walnut.

Custom Modification Options

F.ALL
✓

Description	Model	Price
CRAFTSMAN CORBEL	**CORBELCRAFT**	356

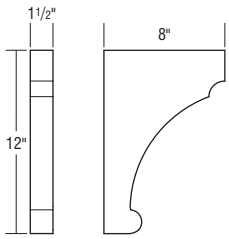

- 1 1/2″ x 8″ x 12″.
- Alder will be used for Rustic Alder.
- Not available in Walnut.

Custom Modification Options

F.ALL
✓

Description	Model	Price
10″ CRAFTSMAN CORBEL	**CORBELCRAFT10**	542

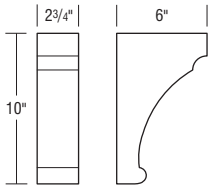

- 2 3/4″ x 6″ x 10″.
- Alder will be used for Rustic Alder.
- Not available in Walnut.

Custom Modification Options

F.ALL
✓

Description	Model	Price
12″ CRAFTSMAN CORBEL	**CORBELCRAFT12**	794

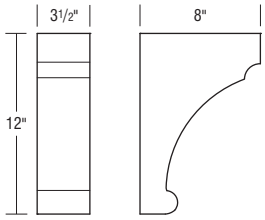

- 3 1/2″ x 8″ x 12″.
- Alder will be used for Rustic Alder.
- Not available in Walnut.

Custom Modification Options

F.ALL
✓

Description	Model	Price
18″ CRAFTSMAN CORBEL	**CORBELCRAFT18**	872

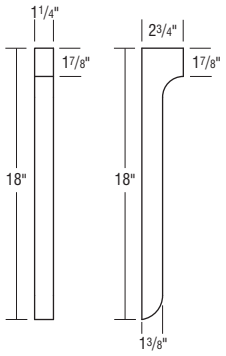

- 1 1/4″ x 2 3/4″ x 18″.
- Alder will be used for Rustic Alder.
- Not available in Quartersawn Oak or Walnut.

Custom Modification Options

F.ALL
✓

Description	Model	Price
34″ CRAFTSMAN CORBEL	**CORBELCRAFT34**	3568

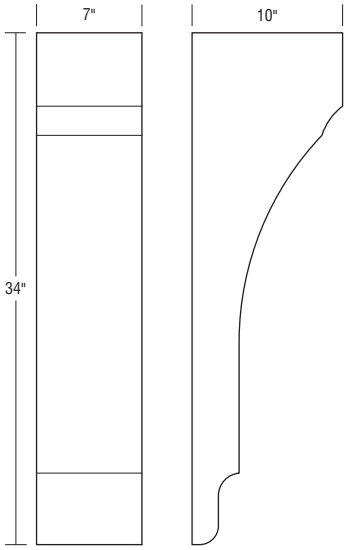

- 7″ x 10″ x 34″.
- Alder will be used for Rustic Alder.
- Not available in Quartersawn Oak or Walnut.

Custom Modification Options

F.ALL
✓

Description	Model	Price
7″ PALLADIAN CORBEL	**CORBELPALLA7**	628

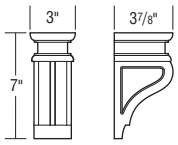

- 3″ x 3 7/8″ x 7″.
- Alder will be used for Rustic Alder.
- Not available in Quartersawn Oak or Walnut.

Custom Modification Options

F.ALL
✓

Description	Model	Price
9″ PALLADIAN CORBEL	**CORBELPALLA9**	838

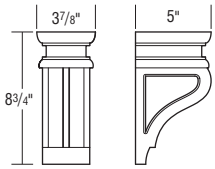

- 3 7/8″ x 5″ x 8 7/8″.
- Alder will be used for Rustic Alder.
- Not available in Quartersawn Oak or Walnut.

Custom Modification Options

F.ALL
✓

Description	Model	Price
14″ PALLADIAN CORBEL	**CORBELPALLA14**	1488

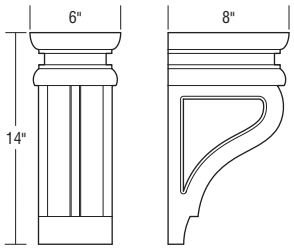

- 6″ x 8″ x 14″.
- Alder will be used for Rustic Alder.
- Not available in Quartersawn Oak or Walnut.

Custom Modification Options

F.ALL
✓

Description	Model	Price
5″ CLASSIC REVIVAL CORBEL	**CORBELCLREV5**	337

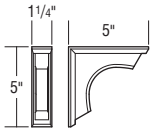

- 1 1/4″ x 5″ x 5″.
- Alder will be used for Rustic Alder.
- Not available in Quartersawn Oak or Walnut.

Custom Modification Options

F.ALL
✓

Description	Model	Price
9″ CLASSIC REVIVAL CORBEL	**CORBELCLREV9**	555

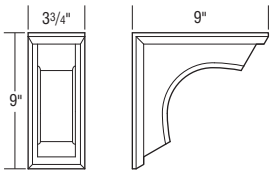

- 3 3/4″ x 9″ x 9″.
- Alder will be used for Rustic Alder.
- Not available in Quartersawn Oak or Walnut.

Custom Modification Options: F.ALL ✓

14″ CLASSIC REVIVAL CORBEL	**CORBELCLREV14**	687

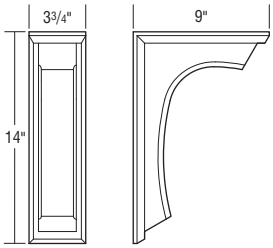

- 3 3/4″ x 9″ x 14″.
- Alder will be used for Rustic Alder.
- Not available in Quartersawn Oak or Walnut.

Custom Modification Options: F.ALL ✓

7″ CELTIC CORBEL	**CORBELCELTIC7**	918

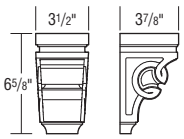

- 3 1/2″ x 3 7/8″ x 6 5/8″.
- Alder will be used for Rustic Alder.
- Not available in Quartersawn Oak or Walnut.

Custom Modification Options: F.ALL ✓

10″ CELTIC CORBEL	**CORBELCELTIC10**	1499

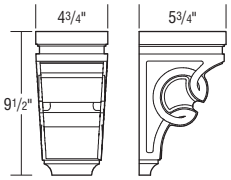

- 4 3/4″ x 5 3/4″ x 9 1/2″.
- Alder will be used for Rustic Alder.
- Not available in Quartersawn Oak or Walnut.

Custom Modification Options: F.ALL ✓

14″ CELTIC CORBEL	**CORBELCELTIC14**	2206

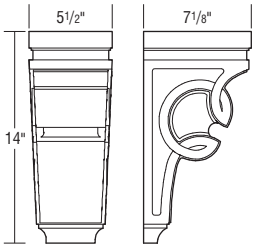

- 5 1/2″ x 7 1/8″ x 14″.
- Alder will be used for Rustic Alder.
- Not available in Quartersawn Oak or Walnut.

Custom Modification Options: F.ALL ✓

6″ TRIAD CORBEL	**CORBELTRIAD6**	415

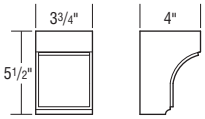

- 3 3/4″ x 4″ x 5 1/2″.
- Alder will be used for Rustic Alder.
- Not available in Quartersawn Oak or Walnut.

Custom Modification Options: F.ALL ✓

Description	Model	Price
9″ TRIAD CORBEL	**CORBELTRIAD9**	857

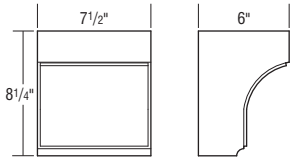

- 7 1/2″ x 6″ x 8 1/4″.
- Alder will be used for Rustic Alder.
- Not available in Quartersawn Oak or Walnut.

Custom Modification Options: F.ALL ✓

9″ ART CORBEL	**CORBELART9**	764

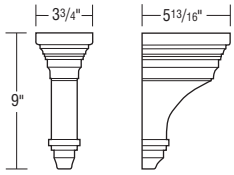

- 3 3/4″ wide x 9″ high.
- Alder will be used for Rustic Alder.
- Not available in Quartersawn Oak or Walnut.
- Glazes and/or Techniques available: F, P, TW, XTW, HW, XHW.

Custom Modification Options: F.ALL ✓

14″ ARTS & CRAFTS CORBEL	**CORBELART14**	1204

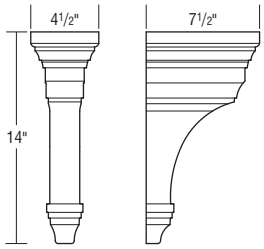

- 4 1/2″ x 7 1/2″ x 14″.
- Alder will be used for Rustic Alder.
- Not available in Quartersawn Oak or Walnut.

Custom Modification Options: F.ALL ✓

ARTS & CRAFTS OPEN CORBEL	**CORBELARTO**	1206

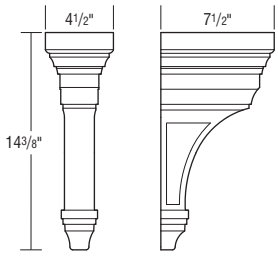

- 4 1/2″ x 7 1/2″ x 14″.
- Alder will be used for Rustic Alder.
- Not available in Quartersawn Oak or Walnut.

Custom Modification Options: F.ALL ✓

7″ PINNACLE CORBEL	**CORBELPINN7**	713

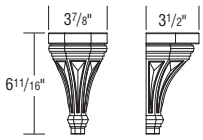

- 3 7/8″ x 3 1/2″ x 6 11/16″.
- Alder will be used for Rustic Alder.
- Not available in Quartersawn Oak or Walnut.

Custom Modification Options: F.ALL ✓

8″ PINNACLE CORBEL	**CORBELPINN8**	1095

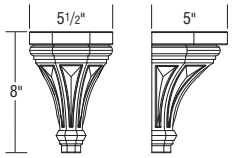

- 5 1/2″ x 5″ x 8″.
- Alder will be used for Rustic Alder.
- Not available in Quartersawn Oak or Walnut.

Custom Modification Options: F.ALL ✓

Glazes and Techniques
F = Flooded (see page E•4.)
P = Penned (see page E•4.)
TW = Timeworn (see page E•4.)
XTW = Extra Timeworn (see page E•4.)
HW = Hewn (see page E•4.)
XHW = Extra Hewn (see page E•4.)

Description	Model	Price
12″ PINNACLE CORBEL	**CORBELPINN12**	2035

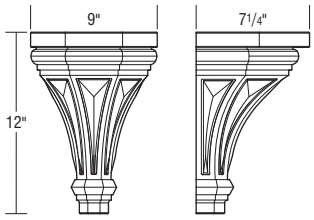

- 9″ x 7 1/4″ x 12″.
- Alder will be used for Rustic Alder.
- Not available in Quartersawn Oak or Walnut.

Custom Modification Options

F.ALL
✓

Description	Model	Price
TRADITIONAL OPEN CORBEL	**CORBELTRADO**	951

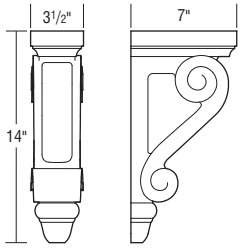

- 3 1/2″ x 7″ x 14″.
- Alder will be used for Rustic Alder.
- Not available in Quartersawn Oak or Walnut.

Custom Modification Options

F.ALL
✓

Description	Model	Price
3″ SHAKER CORBEL	**CORBELSHKR3**	85

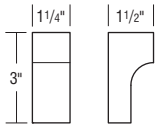

- 1 1/4″ x 1 1/2″ x 3″.
- Alder will be used for Rustic Alder.
- Not available in Quartersawn Oak or Walnut.

Custom Modification Options

F.ALL
✓

Description	Model	Price
7″ SHAKER CORBEL	**CORBELSHKR7**	614

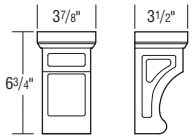

- 3 7/8″ x 3 1/2″ x 6 3/4″.
- Alder will be used for Rustic Alder.
- Not available in Walnut.

Custom Modification Options

F.ALL
✓

Description	Model	Price
14″ SHAKER CORBEL	**CORBELSHKR14**	1162

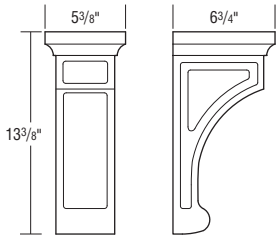

- 5 5/16″ x 6 3/4″ x 13 3/8″.
- Alder will be used for Rustic Alder.
- Not available in Walnut.

Custom Modification Options

F.ALL
✓

Description	Model	Price
16″ SHAKER CORBEL	**CORBELSHKR16**	1685

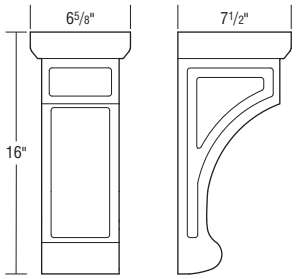

- 6 5/8″ x 7 1/2″ x 16″.
- Alder will be used for Rustic Alder.
- Not available in Walnut.

Custom Modification Options

F.ALL
✓

Description	Model	Price
5″ PETITE ACANTHUS CORBEL	**CORBELACAN5**	427

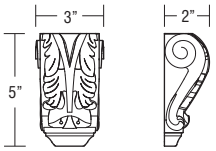

- 3″ x 2″ x 5″.
- Alder will be used for Rustic Alder.
- Not available in Quartersawn Oak or Walnut.

Custom Modification Options

F.ALL
✓

Description	Model	Price
10″ SMALL ACANTHUS CORBEL	**CORBELACAN10**	855

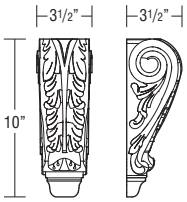

- 3 1/2″ x 3 1/2″ x 10″.
- Alder will be used for Rustic Alder.
- Not available in Quartersawn Oak or Walnut.

Custom Modification Options

F.ALL
✓

Description	Model	Price
14″ SMALL ACANTHUS CORBEL	**CORBELACAN14**	1710

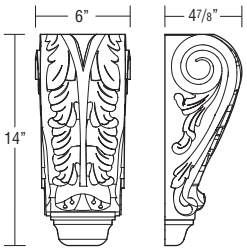

- 6″ x 4 7/8″ x 14″.
- Alder will be used for Rustic Alder.
- Not available in Quartersawn Oak or Walnut.

Custom Modification Options

F.ALL
✓

Description	Model	Price
LARGE BIJOU CORBEL	**CORBELBIJL**	1350

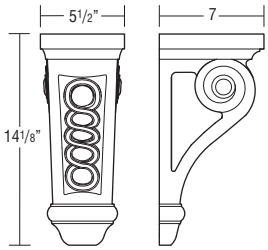

- 5 1/2″ x 7″ x 14 1/8″.
- Alder will be used for Rustic Alder.
- Not available in Quartersawn Oak or Walnut.

Custom Modification Options

F.ALL
✓

Description	Model	Price
SMALL BIJOU CORBEL	**CORBELBIJS**	1040

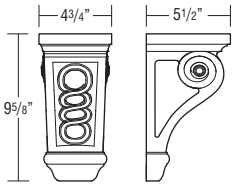

- 4 3/4″ x 5 1/2″ x 9 5/8″.
- Alder will be used for Rustic Alder.
- Not available in Quartersawn Oak or Walnut.

Custom Modification Options

F.ALL
✓

Description	Model	Price
PLAIN NOUVEAU LARGE CORBEL	**CORBELNOUL**	1873

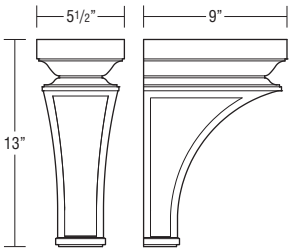

- 5 1/2″ x 9″ x 13″.
- Alder will be used for Rustic Alder.
- Not available in Quartersawn Oak or Walnut.
- Abbey Column Inserts available. See page R•49.

Custom Modification Options

F.ALL
✓

Description	Model	Price
PLAIN NOUVEAU MEDIUM CORBEL	**CORBELNOUM**	930

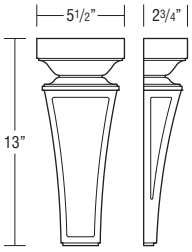

- 5 1/2″ x 2 3/4″ x 13″.
- Alder will be used for Rustic Alder.
- Not available in Quartersawn Oak or Walnut.
- Abbey Column Inserts available. See page R•49.

Custom Modification Options

F.ALL
✓

Description	Model	Price
PLAIN NOUVEAU SMALL CORBEL	**CORBELNOUS**	382

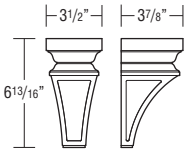

- 3 1/2″ x 3 7/8″ x 6 13/16″.
- Alder will be used for Rustic Alder.
- Not available in Quartersawn Oak or Walnut.
- Abbey Column Inserts available. See page R•49.

Custom Modification Options

F.ALL
✓

Description	Model	Price
LARGE WEAVED CORBEL	**CORBELWEAVEL**	1537

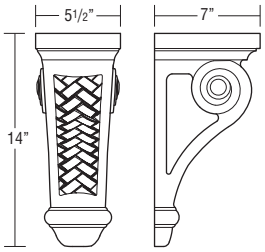

- 5 1/2″ x 7″ x 14″.
- Alder will be used for Rustic Alder.
- Not available in Quartersawn Oak or Walnut.

Custom Modification Options

F.ALL
✓

Description	Model	Price
SMALL WEAVED CORBEL	**CORBELWEAVES**	768

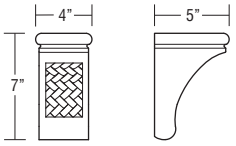

- 4″ x 5″ x 7″.
- Alder will be used for Rustic Alder.
- Not available in Quartersawn Oak or Walnut.

Custom Modification Options

F.ALL
✓

Description	Model	Price
6″ MISSION CORBEL	**CORBELMIS6**	572

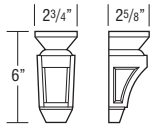

- 2 3/4″ wide x 6″ high.
- Alder will be used for Rustic Alder.
- Oak will be used for Quartersawn Oak.
- Not available in Walnut.
- Hand-carved.
- Glazes and/or Techniques available: F, P, TW, XTW, HW, XHW.

Custom Modification Options

F.ALL
✓

Glazes and Techniques
F = Flooded (see page E•4.)
P = Penned (see page E•4.)
TW = Timeworn (see page E•4.)
XTW = Extra Timeworn (see page E•4.)
HW = Hewn (see page E•4.)
XHW = Extra Hewn (see page E•4.)

Description	Model	Price
9″ MISSION CORBEL	**CORBELMIS9**	644

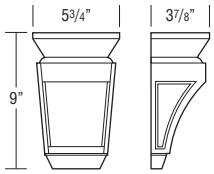

- 5 3/4″ wide x 9″ high.
- Alder will be used for Rustic Alder.
- Oak will be used for Quartersawn Oak.
- Not available in Walnut.
- Hand-carved.
- Glazes and/or Techniques available: F, P, TW, XTW, HW, XHW.

Custom Modification Options

F.ALL
✓

Description	Model	Price
OLD WORLD CORBEL	**CORBELOWD5**	572

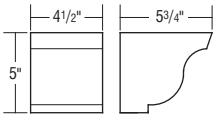

- 4 1/2″ wide x 5″ high.
- Alder will be used for Rustic Alder.
- Not available in Walnut.
- Glazes and/or Techniques available: F, P, TW, XTW, HW, XHW.

Custom Modification Options

F.ALL
✓

Description	Model	Price
OLD WORLD CORBEL with STRAP	**CORBELOWDSTR5**	668

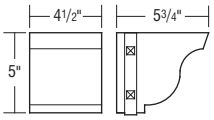

- 4 1/2″ wide x 5″ high.
- Alder will be used for Rustic Alder.
- Not available in Walnut.
- Hammered iron finish strap.
- Glazes and/or Techniques available: F, P, TW, XTW, HW, XHW.

Custom Modification Options

F.ALL
✓

Description	Model	Price
ABBEY CORBEL INSERT - LARGE	**ABBEYCORINSLWI**	433

- Wrought Iron

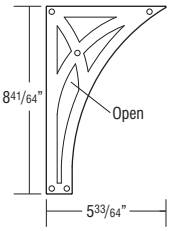

- 1/8″ x 5 33/64″ x 8 41/64″.
- Must be used as an insert for Plain Nouveau Large Corbel (CORBELNOUL).

Custom Modification Options

F.ALL
✓

Description	Model	Price
ABBEY CORBEL INSERT - MEDIUM	**ABBEYCORINSMWI**	418

- Wrought Iron

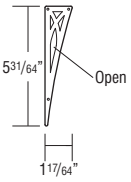

- 1/8″ x 1 17/64″ x 5 31/64″.
- Must be used as an insert for Plain Nouveau Medium Corbel (CORBELNOUM).

Custom Modification Options

F.ALL
✓

Description	Model	Price
ABBEY CORBEL INSERT - SMALL	**ABBEYCORINSSWI**	405

- Wrought Iron

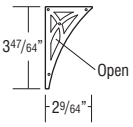

- 1/8″ x 2 9/64″ x 3 47/64″.
- Must be used as an insert for Plain Nouveau Small Corbel (CORBELNOUS).

Custom Modification Options

F.ALL
✓

Description	Model	Price

FEET

BUNN FOOT

RDBUNNFOOT 376

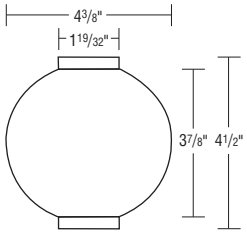

- 4 3/8″ wide x 4 1/2″ high.
- Alder will be used for Rustic Alder.
- Not available in Quartersawn Oak or Walnut.
- Glazes and/or Techniques available: F, P, HW, XHW.

Custom Modification Options

F.ALL
✓

CLASSIC BUN FOOT

CLBUNNFOOT 194

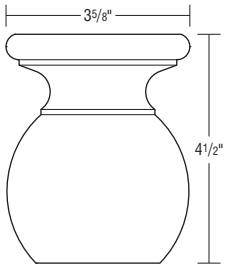

- 3 5/8″ x 3 5/8″ x 4 1/2″.
- Alder will be used for Rustic Alder.
- Not available in Quartersawn Oak or Walnut.

Custom Modification Options

F.ALL
✓

LILLE FOOT

LIFOOT 439

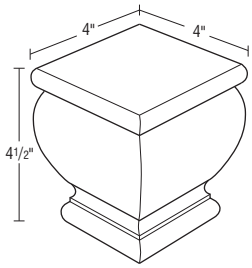

- 4″ wide x 4 1/2″ high.
- Alder will be used for Rustic Alder.
- Not available in Quartersawn Oak or Walnut.
- Glazes and/or Techniques available: F, P, TW, XTW, HW, XHW.

Custom Modification Options

F.ALL
✓

LILLE FLUTED FOOT

LIFLUTFOOT 207

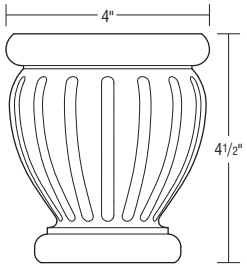

- 4″ x 4 1/2″ x 4 1/2″.
- Alder will be used for Rustic Alder.
- Not available in Quartersawn Oak or Walnut.

Custom Modification Options

F.ALL
✓

TULIP FOOT

TLFOOT 376

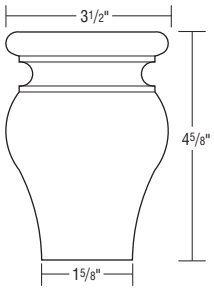

- 3 1/2″ wide x 4 5/8″ high.
- Only available in Cherry and Maple.
- Glazes and/or Techniques available: F, P, HW, XHW.

Custom Modification Options

F.ALL
✓

Description	Model	Price

TULIP FOOT SQUARE

FOOTTULIPSQ 172

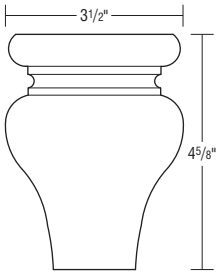

- 3 1/2″ x 3 1/2″ x 4 5/8″.
- Alder will be used for Rustic Alder.
- Not available in Quartersawn Oak or Walnut.

Custom Modification Options

F.ALL
✓

TOEKICK TULIP FOOT

TKTLFOOT 526

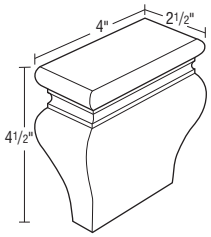

- 4″ wide x 4 1/2″ high.
- Alder will be used for Rustic Alder.
- Not available in Quartersawn Oak or Walnut.
- Glazes and/or Techniques available: F, P, TW, XTW, HW, XHW.

Custom Modification Options

F.ALL
✓

SQUARE FOOT

SMSQFOOT 301

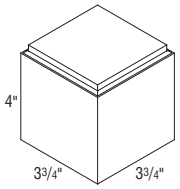

- 3 3/4″ wide x 4″ high x 3 3/4″ deep.
- Alder will be used for Rustic Alder.
- Not available in Walnut.
- Glazes and/or Techniques available: F, P, HW, XHW.

Custom Modification Options

F.ALL
✓

PEDESTAL FOOT - CORNER

PEDFOOTC 166

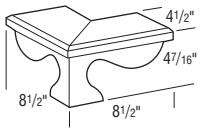

- 4 1/2″ wide x 4 7/16″ high.
- Alder will be used for Rustic Alder.
- Not available in Walnut.
- Glazes and/or Techniques available: F, P, TW, XTW, HW, XHW.

Custom Modification Options

F.ALL
✓

PEDESTAL FOOT - NO RETURN LEFT

PEDFOOTL 136

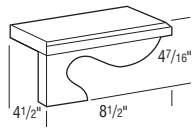

- 4 1/2″ wide x 4 7/16″ high.
- Alder will be used for Rustic Alder.
- Not available in Walnut.
- Glazes and/or Techniques available: F, P, TW, XTW, HW, XHW.

Custom Modification Options

F.ALL
✓

Glazes and Techniques
F = Flooded (see page E•4.)
P = Penned (see page E•4.)
TW = Timeworn (see page E•4.)
XTW = Extra Timeworn (see page E•4.)
HW = Hewn (see page E•4.)
XHW = Extra Hewn (see page E•4.)

Description	Model	Price
PEDESTAL FOOT - NO RETURN RIGHT	**PEDFOOTR**	136

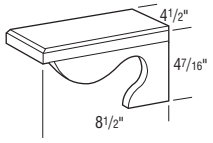

- 4 1/2″ wide x 4 7/16″ high.
- Alder will be used for Rustic Alder.
- Not available in Walnut.
- Glazes and/or Techniques available: F, P, TW, XTW, HW, XHW.

Custom Modification Options

F.ALL
✓

Description	Model	Price
PEDESTAL FOOT - RETURN LEFT	**PEDFOOTRETL**	136

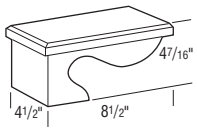

- 4 1/2″ wide x 4 7/16″ high.
- Alder will be used for Rustic Alder.
- Not available in Walnut.
- Glazes and/or Techniques available: F, P, TW, XTW, HW, XHW.

Custom Modification Options

F.ALL
✓

Description	Model	Price
PEDESTAL FOOT - RETURN RIGHT	**PEDFOOTRETR**	136

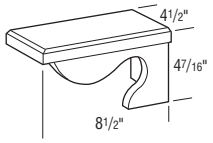

- 4 1/2″ wide x 4 7/16″ high.
- Alder will be used for Rustic Alder.
- Not available in Walnut.
- Glazes and/or Techniques available: F, P, TW, XTW, HW, XHW.

Custom Modification Options

F.ALL
✓

Description	Model	Price
ACANTHUS FOOT	**ACANFOOT**	400

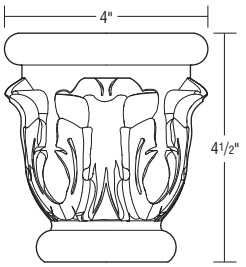

- 4″ x 4″ x 4 1/2″.
- Alder will be used for Rustic Alder.
- Not available in Quartersawn Oak or Walnut.

Custom Modification Options

F.ALL
✓

Description	Model	Price
CELTIC FOOT	**CELTICFOOT**	421

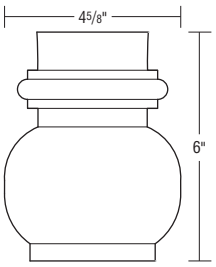

- 4 5/8″ x 4 5/8″ x 6″ high.
- Alder will be used for Rustic Alder.
- Not available in Quartersawn Oak or Walnut.

Custom Modification Options

F.ALL
✓

Glazes and Techniques
F = Flooded (see page E•4.)
P = Penned (see page E•4.)
TW = Timeworn (see page E•4.)
XTW = Extra Timeworn (see page E•4.)
HW = Hewn (see page E•4.)
XHW = Extra Hewn (see page E•4.)

Description	Model	Price
COSMO FOOT	**COSFOOT**	198

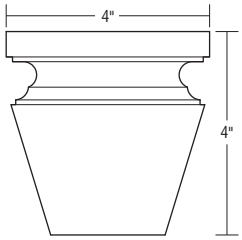

- 4″ x 4″ x 4″.
- Alder will be used for Rustic Alder.
- Not available in Quartersawn Oak or Walnut.

Custom Modification Options

F.ALL
✓

Description	Model	Price
TAPERED LEG	**TLEG2**	135

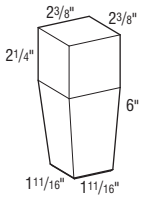

- 2 3/8″ x 2 3/8″ x 6″.
- Alder will be used for Rustic Alder.
- Not available in Quartersawn Oak or Walnut.

Custom Modification Options

F.ALL
✓

Description	Model	Price
TAPERED 4-SIDED LEG	**T4SLEG**	104

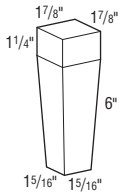

- 1 7/8″ x 1 7/8″ x 6″.
- Alder will be used for Rustic Alder.
- Not available in Quartersawn Oak.

Custom Modification Options

F.ALL
✓

Description	Model	Price
TAPERED LEG	**TAPLG**	144

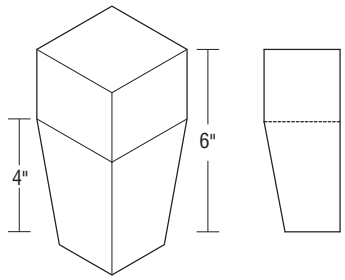

Front View **Side View**

- 2 1/2″ wide x 6″ high.
- Alder will be used for Rustic Alder.
- Not available in Quartersawn Oak.
- Glazes and/or Techniques available: F, HW, XHW.

Custom Modification Options

F.ALL
✓

Description	Model	Price
SUMMIT FOOT	**SUMFOOT**	247

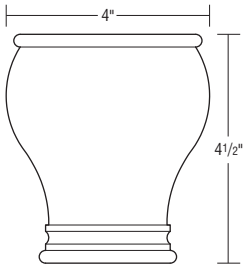

- 4″ x 4″ x 4 1/2″.
- Alder will be used for Rustic Alder.
- Not available in Quartersawn Oak or Walnut.

Custom Modification Options

F.ALL
✓

Description	Model	Price
MADELINE BUN FOOT	**MADEFOOT**	209

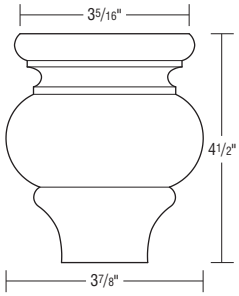

- 3 7/8″ x 3 5/16″ x 4 1/2″.
- Alder will be used for Rustic Alder.
- Not available in Quartersawn Oak or Walnut.

Custom Modification Options

F.ALL
✓

Description	Model	Price
FRENCH COUNTRY FOOT	**FRNCNTYFOOT**	141

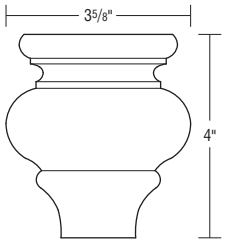

- 3 5/8″ x 3 5/8″ x 4″.
- Alder will be used for Rustic Alder.
- Not available in Quartersawn Oak or Walnut.

Custom Modification Options

F.ALL
✓

Description	Model	Price
HAMPTON PEDESTAL FOOT, CORNER	**HAMPPEDFOOTC**	341

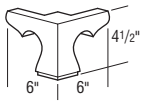

- 4 1/2″ x 6″ x 6″.
- Alder will be used for Rustic Alder.
- Not available in Quartersawn Oak or Walnut.

Custom Modification Options

F.ALL
✓

Description	Model	Price
HAMPTON PEDESTAL FOOT, LEFT	**HAMPPEDFOOTL**	247

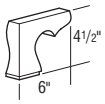

- 4 1/2″ x 1 1/2″ x 6″.
- Alder will be used for Rustic Alder.
- Not available in Quartersawn Oak or Walnut.

Custom Modification Options

F.ALL
✓

Description	Model	Price
HAMPTON PEDESTAL FOOT, RIGHT	**HAMPPEDFOOTR**	247

- 4 1/2″ x 1 1/2″ x 6″.
- Alder will be used for Rustic Alder.
- Not available in Quartersawn Oak or Walnut.

Custom Modification Options

F.ALL
✓

Description	Model	Price
HAMPTON PEDESTAL FOOT, CENTER	**HAMPPEDFOOTCTR**	181

- 2″ x 1 1/2″ x 10″.
- Alder will be used for Rustic Alder.
- Not available in Quartersawn Oak or Walnut.

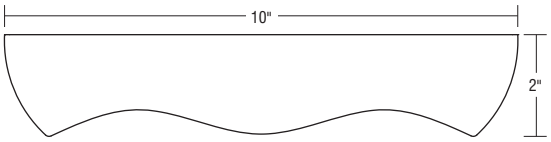

Custom Modification Options

F.ALL
✓

Description	Model	Price
KENSINGTON FOOT	**KENSFOOT**	146

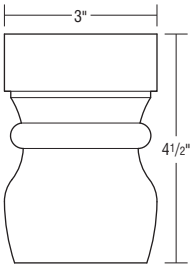

- 3″ x 3″ x 4 1/2″.
- Alder will be used for Rustic Alder.
- Not available in Quartersawn Oak or Walnut.

Custom Modification Options

F.ALL
✓

Description	Model	Price
MADISON FOOT	**MADFOOT**	177

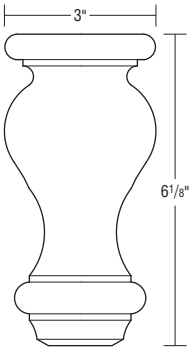

- 3″ x 6 1/8″.
- Alder will be used for Rustic Alder.
- Not available in Quartersawn Oak or Walnut.

Custom Modification Options

F.ALL
✓

Description	Model	Price
CRAFTSMAN FOOT	**CRFTSMNFOOT**	184

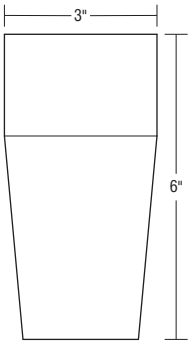

- 3″ x 3″ x 6″.
- Alder will be used for Rustic Alder.
- Not available in Quartersawn Oak.
- Four-sided Tapered Craftsman Foot.

Custom Modification Options

F.ALL
✓

Description	Model	Price
CRAFTSMAN FOOT, CORNER	**CRFTSMNFOOTC**	398

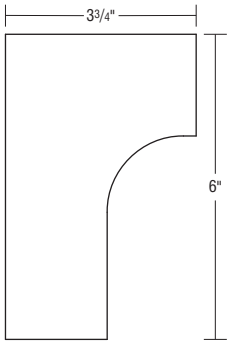

- 3 3/4″ x 3 3/4″ x 6″.
- Alder will be used for Rustic Alder.
- Not available in Quartersawn Oak or Walnut.

Custom Modification Options

F.ALL
✓

CRAFTSMAN BUN FOOT	**CRFTSMNBUNFOOT**	209

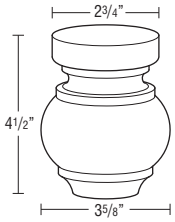

- 3 5/8″ x 4 1/2″.
- Alder will be used for Rustic Alder.
- Not available in Quartersawn Oak or Walnut.

Custom Modification Options

F.ALL
✓

METROPOLITAN FOOT	**METROFOOT**	318

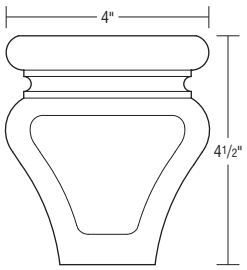

- 4″ x 4″ x 4 1/2″.
- Alder will be used for Rustic Alder.
- Not available in Quartersawn Oak or Walnut.

Custom Modification Options

F.ALL
✓

QUEEN ANNE FOOT	**QAFOOT**	259

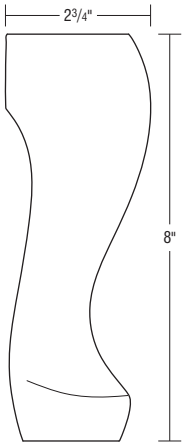

- 2 3/4″ x 2 3/4″ x 8″.
- Available in Maple and Cherry only.

Custom Modification Options

F.ALL
✓

Description	Model	Price
QUEEN ANNE SCROLL FOOT	**QASCROLLFOOT**	234

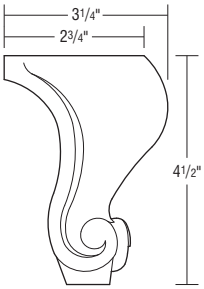

- 3 1/4″ x 3 1/4″ x 4 1/2″.
- Available in Maple and Cherry only.

Custom Modification Options

F.ALL
✓

BIJOU BUN FOOT	**BIJBUNFOOT**	446

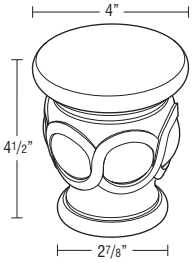

- 4″ x 4 1/2″.
- Alder will be used for Rustic Alder.
- Not available in Quartersawn Oak or Walnut.

Custom Modification Options

F.ALL
✓

WEAVED BUN FOOT	**WEAVEBUNFOOT**	405

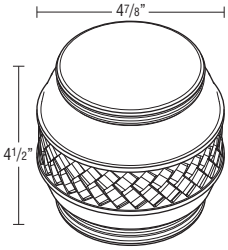

- 4 7/8″ x 4 1/2″.
- Alder will be used for Rustic Alder.
- Not available in Quartersawn Oak or Walnut.

Custom Modification Options

F.ALL
✓

MID-CENTURY FOOT, SHORT	**MCFOOTS**	285

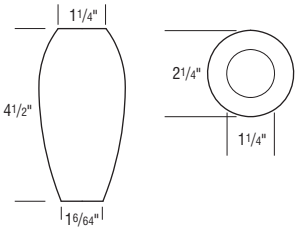

- 2 1/4″ x 4 1/2″.
- Alder will be used for Rustic Alder.
- Oak will be used for Quartersawn Oak.
- Not available in Walnut.

Custom Modification Options

F.ALL
✓

Description	Model	Price
MID-CENTURY FOOT, MEDIUM	**MCFOOTM**	309

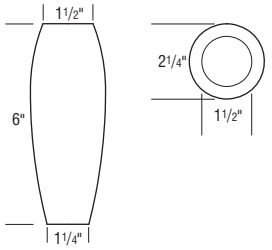

- 2 1/4″ x 6″.
- Alder will be used for Rustic Alder.
- Oak will be used for Quartersawn Oak.
- Not available in Walnut.

Custom Modification Options

F.ALL
✓

Description	Model	Price
NOTCHED MID-CENTURY FOOT, MEDIUM	**NMCFOOTM**	536

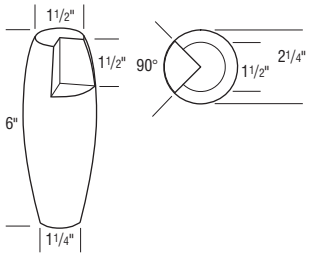

- 2 1/4″ x 6″.
- Alder will be used for Rustic Alder.
- Oak will be used for Quartersawn Oak.
- Not available in Walnut.

Custom Modification Options

F.ALL
✓

Description	Model	Price
MID-CENTURY FOOT, TALL	**MCFOOTT**	373

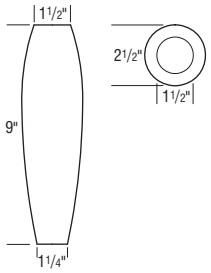

- 2 1/2″ x 9″.
- Alder will be used for Rustic Alder.
- Oak will be used for Quartersawn Oak.
- Not available in Walnut.

Custom Modification Options

F.ALL
✓

Description	Model	Price
NOTCHED MID-CENTURY FOOT, TALL	**NMCFT**	678

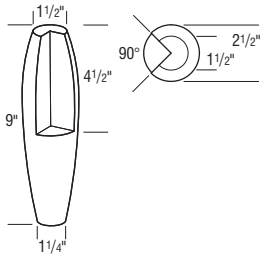

- 2 1/2″ x 9″.
- Alder will be used for Rustic Alder.
- Oak will be used for Quartersawn Oak.
- Not available in Walnut.

Custom Modification Options

F.ALL
✓

Description	Model	Price
6″ INDUSTRIAL FOOT	**INDFOOT6GMG**	1085
	INDFOOT6WI	1085

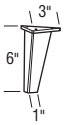

- 3″ x 3″ x 6″.
- Finishes available: Gun Metal Gray (GMG) and Wrought Iron (WI).

Modifications Are Not Available

Description	Model	Price
9″ INDUSTRIAL FOOT	**INDFOOT9GMG**	1148
	INDFOOT9WI	1148

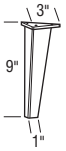

- 3″ x 3″ x 9″.
- Finishes available: Gun Metal Gray (GMG) and Wrought Iron (WI).

Modifications Are Not Available

Description	Model	Price
MID-CENTURY METAL FOOT, SHORT	**MCMFOOTSGMG**	1254
	MCMFOOTSWI	1254

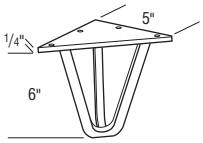

- 5″ x 5″ x 6″.
- Finishes available: Gun Metal Gray (GMG) and Wrought Iron (WI).

Modifications Are Not Available

Description	Model	Price
MID-CENTURY METAL FOOT, TALL	**MCMFOOTTGMG**	1359
	MCMFOOTTWI	1359

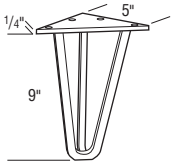

- 5″ x 5″ x 9″.
- Finishes available: Gun Metal Gray (GMG) and Wrought Iron (WI).

Modifications Are Not Available

Description	Model	Price

LEGS

REED LEG

RDLEG 816

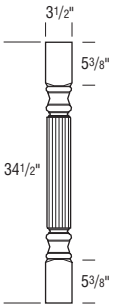

- 3 1/2″ diameter x 34 1/2″ high.
- Alder will be used for Rustic Alder.
- Oak will be used for Quartersawn Oak.
- Not available in Walnut.
- Glazes and/or Techniques available: F, P, TW, XTW, HW, XHW.

Custom Modification Options

F.ALL
✓

40.5″ HIGH REED LEG

RDLEG40 1052

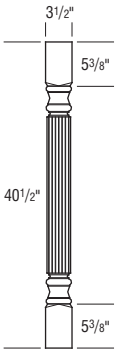

- 3 1/2″ diameter x 40 1/2″ high.
- Alder will be used for Rustic Alder.
- Not available in Quartersawn Oak or Walnut.
- Glazes and/or Techniques available: F, P, TW, XTW, HW, XHW.

Custom Modification Options

F.ALL
✓

SPOOL LEG, SMALL

SPLEGS 615

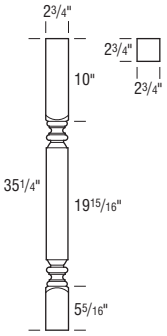

- 2 3/4″ x 2 3/4″ x 35 1/4″.
- Alder will be used for Rustic Alder.
- Not available in Quartersawn Oak or Walnut.

Custom Modification Options

F.ALL
✓

Glazes and Techniques
F = Flooded (see page E•4.)
P = Penned (see page E•4.)
TW = Timeworn (see page E•4.)
XTW = Extra Timeworn (see page E•4.)
HW = Hewn (see page E•4.)
XHW = Extra Hewn (see page E•4.)

Description	Model	Price

SPOOL LEG

SPLEG 816

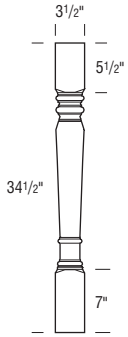

- 3 1/2″ wide x 34 1/2″ high.
- Alder will be used for Rustic Alder.
- Oak will be used for Quartersawn Oak.
- Not available in Walnut.
- Glazes and/or Techniques available: F, P, TW, XTW, HW, XHW.

Custom Modification Options

F.ALL
✓

40.5″ HIGH SPOOL LEG

SPLEG40 1052

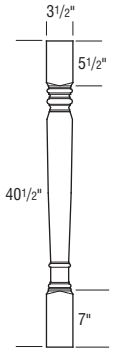

- 3 1/2″ diameter x 40 1/2″ high.
- Alder will be used for Rustic Alder.
- Not available in Quartersawn Oak or Walnut.
- Glazes and/or Techniques available: F, P, TW, XTW, HW, XHW.

Custom Modification Options

F.ALL
✓

KITCHEN ISLAND LEG

DISLLEG 923

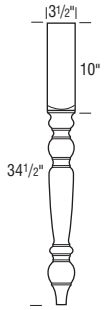

- 3 1/2″ wide x 34 1/2″ high.
- Alder will be used for Rustic Alder.
- Oak will be used for Quartersawn Oak.
- Not available in Walnut.
- Glazes and/or Techniques available: F, P, TW, XTW, HW, XHW.

Custom Modification Options

F.ALL
✓

FLUTED ISLAND LEG

DISLEGFL 980

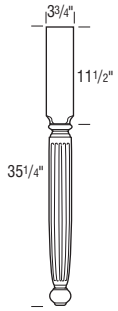

- 3 3/4″ wide x 35 1/4″ high.
- Alder will be used for Rustic Alder.
- Oak will be used for Quartersawn Oak.
- Not available in Walnut.
- Glazes and/or Techniques available: F, P, TW, XTW, HW, XHW.

Custom Modification Options

F.ALL
✓

Description	Model	Price
SQUARE ISLAND LEG	**DISLEGSQ**	980

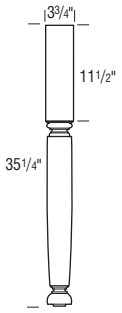

- 3 3/4″ wide x 35 1/4″ high.
- Alder will be used for Rustic Alder.
- Not available in Walnut.
- Glazes and/or Techniques available: F, P, TW, XTW, HW, XHW.

Custom Modification Options

F.ALL
✓

Description	Model	Price
ROPE ISLAND LEG	**DISLEGRP**	980

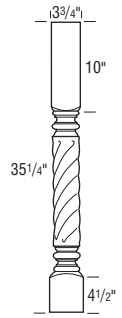

- 3 3/4″ wide x 35 1/4″ high.
- Alder will be used for Rustic Alder.
- Oak will be used for Quartersawn Oak.
- Not available in Walnut.
- Glazes and/or Techniques available: F, P, TW, XTW, HW, XHW.

Custom Modification Options

F.ALL
✓

Description	Model	Price
MISSION LEG	**DLEGMISSION**	775

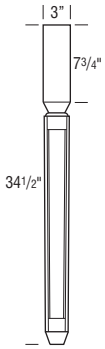

- 3″ wide x 34 1/2″ high.
- Alder will be used for Rustic Alder.
- Oak will be used for Quartersawn Oak.
- Not available in Walnut.
- Hand-carved.
- Glazes and/or Techniques available: F, P, TW, XTW, HW, XHW.

Custom Modification Options

F.ALL
✓

Description	Model	Price
BAR LEG, 2-SIDED	**2SBARLEG**	1141

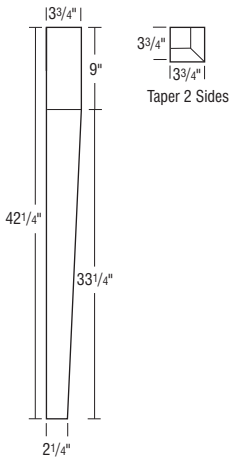

- 3 3/4″ wide x 42 1/4″ high.
- Alder will be used for Rustic Alder.
- Not available in Quartersawn Oak or Walnut.
- Glazes and/or Techniques available: F, TW, XTW, HW, XHW.

Custom Modification Options

F.ALL
✓

Description	Model	Price
BAR LEG, 4-SIDED	**4SBARLEG**	1274

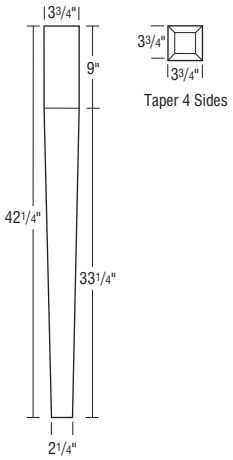

- 3 3/4″ wide x 42 1/4″ high.
- Alder will be used for Rustic Alder.
- Not available in Quartersawn Oak.
- Glazes and/or Techniques available: F, TW, XTW, HW, XHW.

Custom Modification Options

F.ALL
✓

Description	Model	Price
BAR LEG, SQUARE, 2x2	**SQBARLEG2**	370

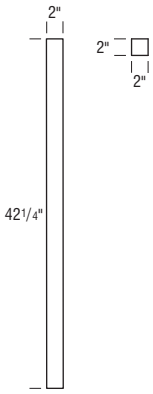

- 2″ x 2″ x 42 1/4″.
- Alder will be used for Rustic Alder.
- Not available in Quartersawn Oak.

Custom Modification Options

F.ALL
✓

Description	Model	Price
BAR LEG, SQUARE, 3x3	**SQBARLEG3**	841

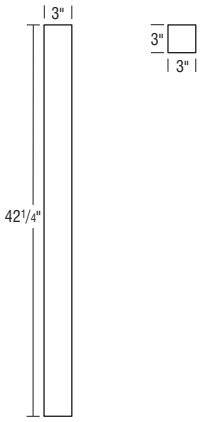

- 3″ wide x 3″ deep x 42 1/4″ high.
- Alder will be used for Rustic Alder.
- Glazes and/or Techniques available: F, TW, XTW, HW, XHW.

Custom Modification Options

F.ALL
✓

Glazes and Techniques
F = Flooded (see page E•4.)
P = Penned (see page E•4.)
TW = Timeworn (see page E•4.)
XTW = Extra Timeworn (see page E•4.)
HW = Hewn (see page E•4.)
XHW = Extra Hewn (see page E•4.)

Description	Model	Price
BAR LEG, SQUARE, 4x4	**SQBARLEG4**	970

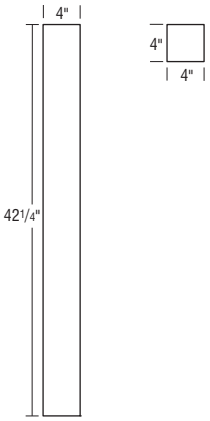

- 4″ wide x 4″ deep x 42 1/4″ high.
- Alder will be used for Rustic Alder.
- Glazes and/or Techniques available: F, TW, XTW, HW, XHW.

Custom Modification Options

F.ALL
✓

Description	Model	Price
BAR LEG, SQUARE, 5x5	**SQBARLEG5**	1149

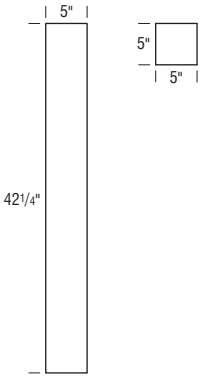

- 5″ x 5″ x 42 1/4″.
- Alder will be used for Rustic Alder.
- Not available in Quartersawn Oak or Walnut.

Custom Modification Options

F.ALL
✓

Description	Model	Price
BAR LEG, SQUARE, 6x6	**SQBARLEG6**	1342

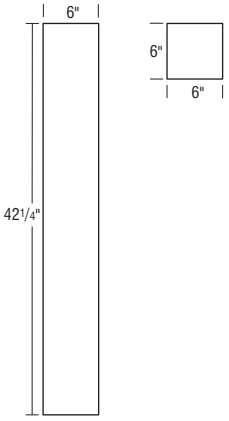

- 6″ wide x 6″ deep x 42 1/4″ high.
- Alder will be used for Rustic Alder.
- Not available in Walnut.
- Glazes and/or Techniques available: F, TW, XTW, HW, XHW.

Custom Modification Options

F.ALL
✓

Glazes and Techniques
F = Flooded (see page E•4.)
P = Penned (see page E•4.)
TW = Timeworn (see page E•4.)
XTW = Extra Timeworn (see page E•4.)
HW = Hewn (see page E•4.)
XHW = Extra Hewn (see page E•4.)

Description	Model	Price
ISLAND LEG, 2-SIDED	**2SISLLEG**	1051

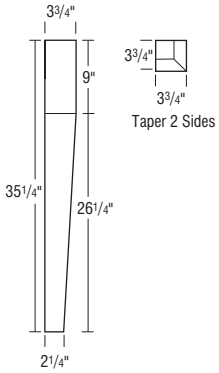

- 3 3/4″ wide x 35 1/4″ high.
- Alder will be used for Rustic Alder.
- Not available in Quartersawn Oak or Walnut.
- Glazes and/or Techniques available: F, TW, XTW, HW, XHW.

Custom Modification Options

F.ALL
✓

Description	Model	Price
ISLAND LEG, 4-SIDED	**4SISLLEG**	1182

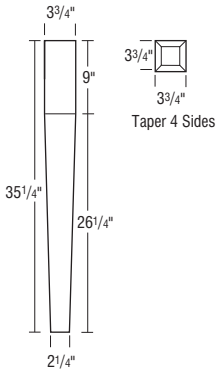

- 3 3/4″ wide x 35 1/4″ high.
- Alder will be used for Rustic Alder.
- Not available in Quartersawn Oak.
- Glazes and/or Techniques available: F, TW, XTW, HW, XHW.

Custom Modification Options

F.ALL
✓

Description	Model	Price
ISLAND LEG, SQUARE, 2x2	**SQISLLEG2**	296

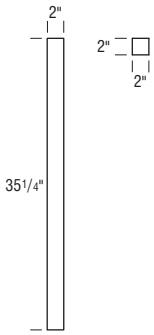

- 2″ x 2″ x 35 1/4″.
- Alder will be used for Rustic Alder.
- Not available in Quartersawn Oak.

Custom Modification Options

F.ALL
✓

Description	Model	Price
ISLAND LEG, SQUARE, 3x3	**SQISLLEG3**	747

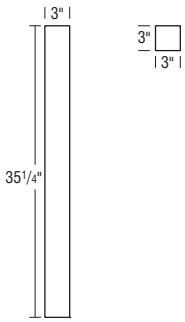

- 3″ wide x 3″ deep x 35 1/4″ high.
- Alder will be used for Rustic Alder.
- Glazes and/or Techniques available: F, TW, XTW, HW, XHW.

Custom Modification Options

F.ALL
✓

Description	Model	Price
ISLAND LEG, SQUARE, 4x4	**JSQISLLEG4**	858

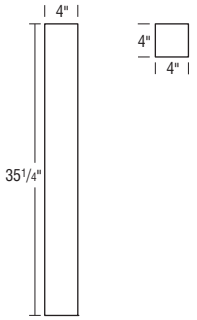

- 4″ wide x 4″ deep x 35 1/4″ high.
- Alder will be used for Rustic Alder.
- Glazes and/or Techniques available: F, TW, XTW, HW, XHW.

Custom Modification Options

F.ALL
✓

Description	Model	Price
ISLAND LEG, SQUARE, 5x5	**SQISLLEG5**	1095

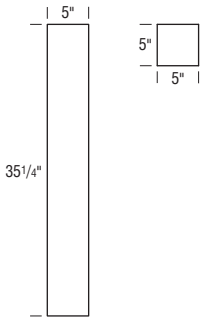

- 5″ x 5″ x 35 1/4″.
- Alder will be used for Rustic Alder.
- Not available in Quartersawn Oak or Walnut.

Custom Modification Options

F.ALL
✓

Description	Model	Price
ISLAND LEG, SQUARE, 6x6	**JSQISLLEG6**	1164

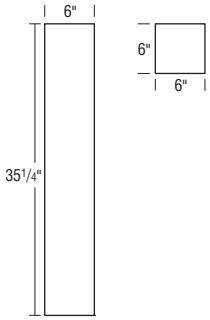

- 6″ wide x 6″ deep x 35 1/4″ high.
- Alder will be used for Rustic Alder.
- Not available in Walnut.
- Glazes and/or Techniques available: F, TW, XTW, HW, XHW.

Custom Modification Options

F.ALL
✓

Description	Model	Price
MADELINE POST, LARGE	**MADELINEPOSTL**	3022

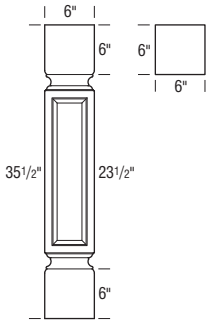

- 6″ x 6″ x 35 1/2″.
- Alder will be used for Rustic Alder.
- Not available in Quartersawn Oak or Walnut.

Custom Modification Options

F.ALL
✓

Description	Model	Price
ENGLISH COUNTRY LEG	**ENGCNTYLEG**	792

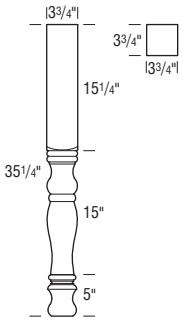

- 3 3/4″ x 3 3/4″ x 35 1/4″.
- Alder will be used for Rustic Alder.
- Not available in Quartersawn Oak or Walnut.

Custom Modification Options

F.ALL
✓

Description	Model	Price
ENGLISH COUNTRY LEG, TALL	**ENGCNTYLEGT**	895

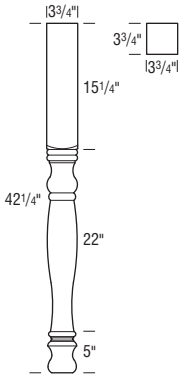

- 3 3/4″ x 3 3/4″ x 42 1/4″.
- Alder will be used for Rustic Alder.
- Not available in Quartersawn Oak or Walnut.

Custom Modification Options

F.ALL
✓

Description	Model	Price
ENGLISH COUNTRY LEG, ISLAND	**ENGCNTYLEGISL**	763

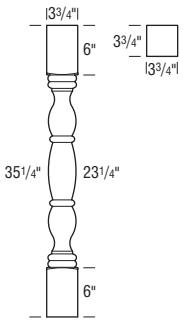

- 3 3/4″ x 3 3/4″ x 35 1/4″.
- Alder will be used for Rustic Alder.
- Not available in Quartersawn Oak or Walnut.

Custom Modification Options

F.ALL
✓

Glazes and Techniques
F = Flooded (see page E•4.)
P = Penned (see page E•4.)
TW = Timeworn (see page E•4.)
XTW = Extra Timeworn (see page E•4.)
HW = Hewn (see page E•4.)
XHW = Extra Hewn (see page E•4.)

Description	Model	Price
ESTATE LEG	**ESTATELEG**	810

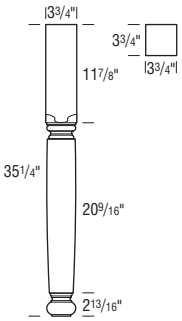

- 3 3/4″ x 3 3/4″ x 35 1/4″.
- Alder will be used for Rustic Alder.
- Not available in Quartersawn Oak or Walnut.

Custom Modification Options

F.ALL
✓

Description	Model	Price
ESTATE LEG, LARGE	**ESTATELEGL**	1590

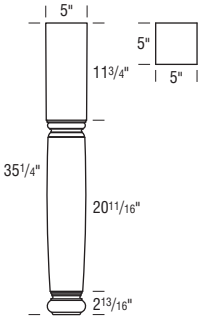

- 5″ x 5″ x 35 1/4″.
- Alder will be used for Rustic Alder.
- Not available in Quartersawn Oak or Walnut.

Custom Modification Options

F.ALL
✓

Description	Model	Price
ESTATE LEG, TALL	**ESTATELEGT**	976

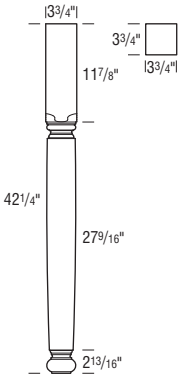

- 3 3/4″ x 3 3/4″ x 42 1/4″.
- Alder will be used for Rustic Alder.
- Not available in Quartersawn Oak or Walnut.

Custom Modification Options

F.ALL
✓

Description	Model	Price
ESTATE FLUTE LEG, TALL	**ESTATEFLUTELEGT**	1111

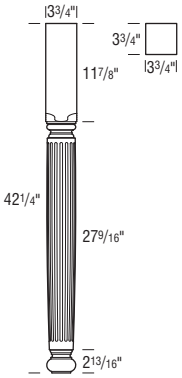

- 3 3/4″ x 3 3/4″ x 42 1/4″.
- Alder will be used for Rustic Alder.
- Not available in Quartersawn Oak or Walnut.

Custom Modification Options

F.ALL
✓

Description	Model	Price
ESTATE LEG, SQUARE	**ESTATELEGS**	725

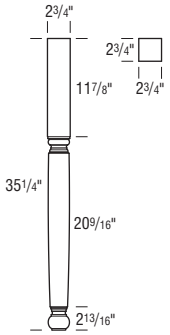

- 2 3/4″ x 2 3/4″ x 35 1/4″.
- Alder will be used for Rustic Alder.
- Not available in Quartersawn Oak or Walnut.

Custom Modification Options

F.ALL
✓

Description	Model	Price
FRENCH COUNTRY LEG, DOUBLE SQUARE	**FRNCNTYLEG**	852

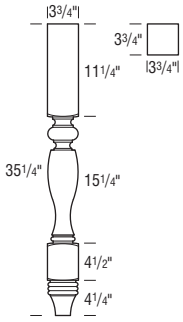

- 3 3/4″ x 3 3/4″ x 35 1/4″.
- Alder will be used for Rustic Alder.
- Not available in Quartersawn Oak or Walnut.

Custom Modification Options

F.ALL
✓

Description	Model	Price
FRENCH COUNTRY LEG, LARGE, DOUBLE SQUARE	**FRNCNTYLEGL**	1320

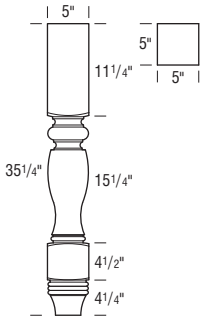

- 5″ x 5″ x 35 1/4″.
- Alder will be used for Rustic Alder.
- Not available in Quartersawn Oak or Walnut.

Custom Modification Options

F.ALL
✓

Description	Model	Price
FRENCH COUNTRY LEG, SINGLE SQUARE	**FRNCNTYLEG2**	879

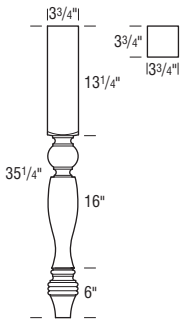

- 3 3/4″ x 3 3/4″ x 35 1/4″.
- Alder will be used for Rustic Alder.
- Not available in Quartersawn Oak or Walnut.

Custom Modification Options

F.ALL
✓

Description	Model	Price
FRENCH COUNTRY LEG, LARGE, SINGLE SQUARE	**FRNCNTYLEGL2**	1465

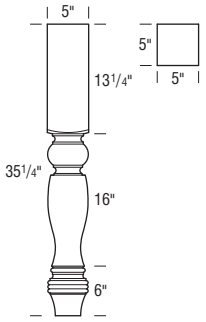

- 5″ x 5″ x 35 1/4″.
- Alder will be used for Rustic Alder.
- Not available in Quartersawn Oak or Walnut.

Custom Modification Options

F.ALL
✓

Description	Model	Price
FRENCH COUNTRY REEDED LEG, SINGLE SQUARE	**FRNCNTYRDLEG2**	936

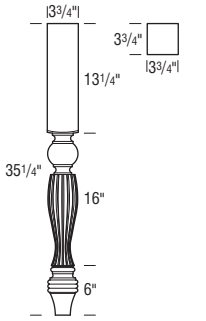

- 3 3/4″ x 3 3/4″ x 35 1/4″.
- Alder will be used for Rustic Alder.
- Not available in Quartersawn Oak or Walnut.

Custom Modification Options

F.ALL
✓

Description	Model	Price
FRENCH COUNTRY SQUARE LEG	**FRNCNTYSQLEG**	932

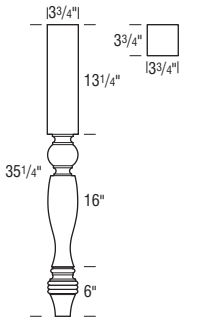

- 3 3/4″ x 3 3/4″ x 35 1/4″.
- Alder will be used for Rustic Alder.
- Not available in Quartersawn Oak or Walnut.

Custom Modification Options

F.ALL
✓

Description	Model	Price
FRENCH COUNTRY SQUARE LEG, ROUTED	**FRNCNTYSQLEGR**	1607

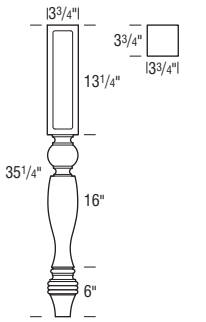

- 3 3/4″ x 3 3/4″ x 35 1/4″.
- Alder will be used for Rustic Alder.
- Not available in Quartersawn Oak or Walnut.

Custom Modification Options

F.ALL
✓

Description	Model	Price
FRENCH COUNTRY LEG, TALL, SINGLE SQUARE	**FRNCNTYLEG2T**	1000

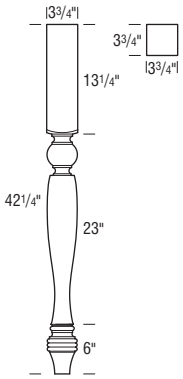

- 3 3/4″ x 3 3/4″ x 42 1/4″.
- Alder will be used for Rustic Alder.
- Not available in Quartersawn Oak or Walnut.

Custom Modification Options

F.ALL
✓

Description	Model	Price
FRENCH COUNTRY REEDED LEG, TALL, SINGLE SQUARE	**FRNCNTYRDLEG2T**	1134

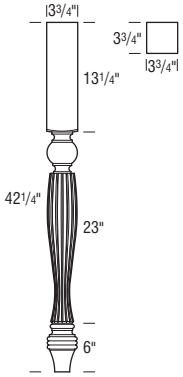

- 3 3/4″ x 3 3/4″ x 42 1/4″.
- Alder will be used for Rustic Alder.
- Not available in Quartersawn Oak or Walnut.

Custom Modification Options

F.ALL
✓

Description	Model	Price
KENSINGTON LEG	**KENSINGLEG**	614

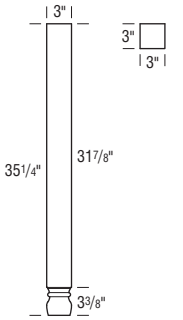

- 1 15/32″ x 3″ x 35 1/4″.
- Alder will be used for Rustic Alder.
- Not available in Quartersawn Oak or Walnut.

Custom Modification Options

F.ALL
✓

Description	Model	Price
QUEEN ANNE LEG	**FRNLG**	205

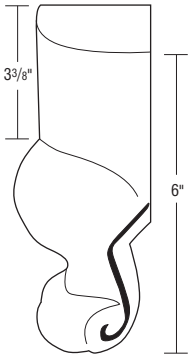

- 2″ wide x 6″ high.
- Alder will be used for Rustic Alder.
- Not available in Quartersawn Oak or Walnut.
- Glazes and/or Techniques available: F, P, HW, XHW.

Custom Modification Options

F.ALL
✓

QUEEN ANNE CORNER LEG — **QACRNRLEG** — 695

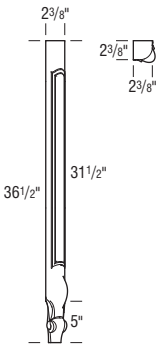

- 2 3/8″ x 2 3/8″ x 36 1/2″.
- Alder will be used for Rustic Alder.
- Not available in Quartersawn Oak or Walnut.

Custom Modification Options

F.ALL
✓

QUEEN ANNE CORNER ACANTHUS LEG — **QACRNRACALEG** — 759

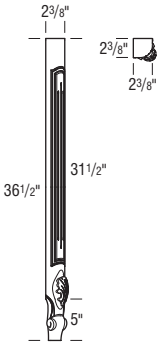

- 2 3/8″ x 2 3/8″ x 36 1/2″.
- Alder will be used for Rustic Alder.
- Not available in Quartersawn Oak or Walnut.

Custom Modification Options

F.ALL
✓

Glazes and Techniques
F = Flooded (see page E•4.)
P = Penned (see page E•4.)
TW = Timeworn (see page E•4.)
XTW = Extra Timeworn (see page E•4.)
HW = Hewn (see page E•4.)
XHW = Extra Hewn (see page E•4.)

Description	Model	Price
QUEEN ANNE CORNER FLUTED LEG	**QACRNRFLUTLEG**	692

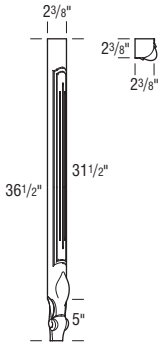

- 2 3/8″ x 2 3/8″ x 36 1/2″.
- Alder will be used for Rustic Alder.
- Not available in Quartersawn Oak or Walnut.

Custom Modification Options

F.ALL
✓

ROPE LEG, SMALL — **ROPELEGS** — 768

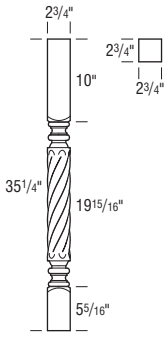

- 2 3/4″ x 2 3/4″ x 35 1/4″.
- Alder will be used for Rustic Alder.
- Not available in Quartersawn Oak or Walnut.

Custom Modification Options

F.ALL
✓

ROPE LEG, LARGE — **ROPELEGL** — 1501

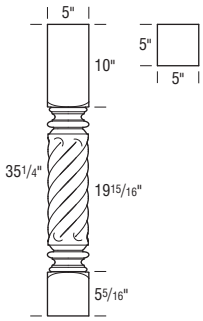

- 5″ x 5″ x 35 1/4″.
- Alder will be used for Rustic Alder.
- Not available in Quartersawn Oak or Walnut.

Custom Modification Options

F.ALL
✓

ROPE LEG, QUARTERED — **ROPELEGQTR** — 477

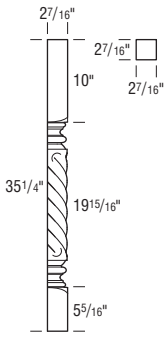

- 2 7/16″ x 2 7/16″ x 35 1/4″.
- Alder will be used for Rustic Alder.
- Not available in Quartersawn Oak or Walnut.

Custom Modification Options

F.ALL
✓

Description	Model	Price
FLUTE LEG, SMALL	**FLUTELEGS**	700

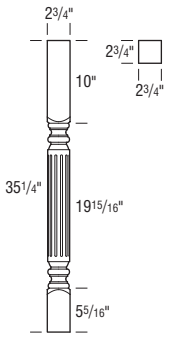

- 2 3/4″ x 2 3/4″ x 35 1/4″.
- Alder will be used for Rustic Alder.
- Not available in Quartersawn Oak or Walnut.

Custom Modification Options

F.ALL
✓

Description	Model	Price
FLUTE LEG, LARGE	**FLUTELEGL**	1470

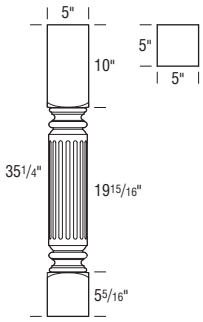

- 5″ x 5″ x 35 1/4″.
- Alder will be used for Rustic Alder.
- Not available in Quartersawn Oak or Walnut.

Custom Modification Options

F.ALL
✓

Description	Model	Price
FLUTE LEG, QUARTERED	**FLUTELEGQTR**	478

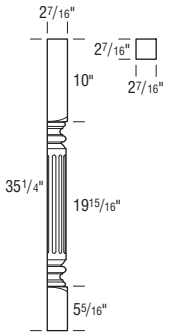

- 2 1/2″ x 2 1/2″ x 35 1/4″.
- Alder will be used for Rustic Alder.
- Not available in Quartersawn Oak or Walnut.

Custom Modification Options

F.ALL
✓

Description	Model	Price
ACANTHUS LEG, LARGE	**ACANTHUSLEGL**	2903

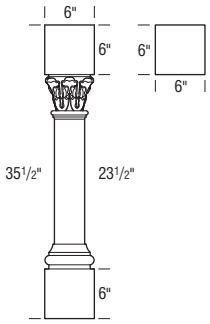

- 6″ x 6″ x 35 1/2″.
- Alder will be used for Rustic Alder.
- Not available in Quartersawn Oak or Walnut.

Custom Modification Options

F.ALL
✓

Description	Model	Price
ACANTHUS LEG	**ACANTHUSLEG**	1180

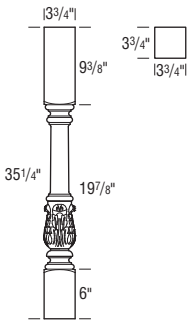

- 3 3/4″ x 3 3/4″ x 35 1/4″.
- Alder will be used for Rustic Alder.
- Not available in Quartersawn Oak or Walnut.

Custom Modification Options

F.ALL
✓

Description	Model	Price
GAELIC LEG, LARGE	**GAELICLEGL**	2020

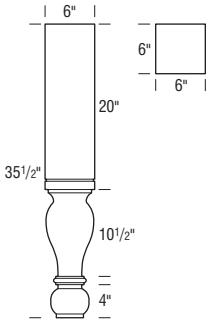

- 6″ x 6″ x 35 1/2″.
- Alder will be used for Rustic Alder.
- Not available in Quartersawn Oak or Walnut.

Custom Modification Options

F.ALL
✓

Description	Model	Price
GAELIC LEG, LARGE, ROUTED	**GAELICLEGLR**	2915

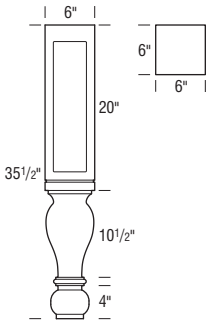

- 6″ x 6″ x 35 1/2″.
- Alder will be used for Rustic Alder.
- Not available in Quartersawn Oak or Walnut.

Custom Modification Options

F.ALL
✓

Description	Model	Price
APEX LEG	**APEXLEG**	1488

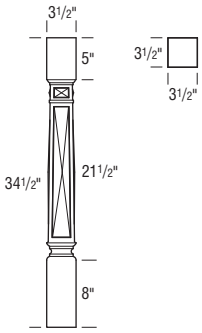

- 3 1/2″ x 3 1/2″ x 34 1/2″.
- Alder will be used for Rustic Alder.
- Not available in Quartersawn Oak or Walnut.

Custom Modification Options

F.ALL
✓

Description	Model	Price
APEX LEG, TALL	**APEXLEGT**	1657

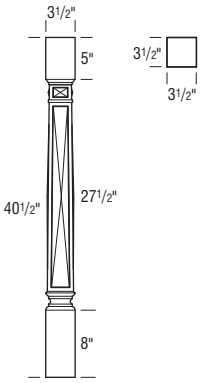

- 3 1/2″ x 3 1/2″ x 40 1/2″.
- Alder will be used for Rustic Alder.
- Not available in Quartersawn Oak or Walnut.

Custom Modification Options

F.ALL
✓

Description	Model	Price
PACIFIC RIM LEG	**PRLEG**	3251

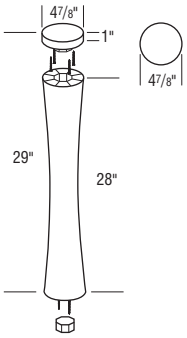

- 4 7/8″ x 29″.
- Alder will be used for Rustic Alder.
- Oak will be used for Quartersawn Oak.
- Not available in Walnut.

Custom Modification Options

F.ALL
✓

Description	Model	Price
MID-CENTURY TABLE LEG	**MCLEG**	3274

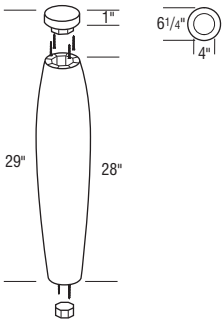

- 6 1/4″ x 29″.
- Alder will be used for Rustic Alder.
- Oak will be used for Quartersawn Oak.
- Not available in Walnut.

Custom Modification Options

F.ALL
✓

Description	Model	Price
3″ x 35 1/4″ SQUARE LEG with SLEEVE	**3SQLEGALS-35**	1370
	3SQLEGWIS-35	1394

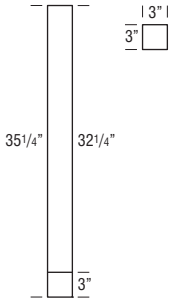

- 3″ x 3″ x 35 1/4″.
- Alder will be used for Rustic Alder.
- Oak will be used for Quartersawn Oak.
- Not available in Walnut.
- Finishes available: Brushed Aluminum Sleeve (ALS) and Wrought Iron Sleeve (WIS).

Custom Modification Options

F.ALL
✓

Description	Model	Price
3″ x 42 1/2″ SQUARE LEG with SLEEVE	**3SQLEGALS-42**	1533
	3SQLEGWIS-42	1557

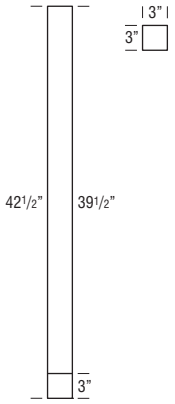

- 3″ x 3″ x 42 1/2″.
- Alder will be used for Rustic Alder.
- Oak will be used for Quartersawn Oak.
- Not available in Walnut.
- Finishes available: Brushed Aluminum Sleeve (ALS) and Wrought Iron Sleeve (WIS).

Custom Modification Options

F.ALL
✓

Description	Model	Price
4″ x 35 1/4″ SQUARE LEG with SLEEVE	**4SQLEGALS-35**	1544
	4SQLEGWIS-35	1568

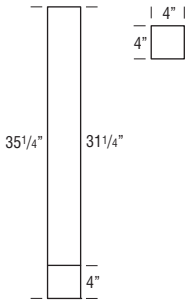

- 4″ x 4″ x 35 1/4″.
- Alder will be used for Rustic Alder.
- Oak will be used for Quartersawn Oak.
- Not available in Walnut.
- Finishes available: Brushed Aluminum Sleeve (ALS) and Wrought Iron Sleeve (WIS).

Custom Modification Options

F.ALL
✓

Description	Model	Price
4″ x 42 1/2″ SQUARE LEG with SLEEVE	**4SQLEGALS-42**	1729
	4SQLEGWIS-42	1753

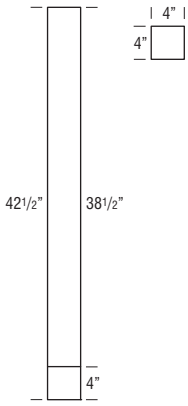

- 4″ x 4″ x 42 1/2″.
- Alder will be used for Rustic Alder.
- Oak will be used for Quartersawn Oak.
- Not available in Walnut.
- Finishes available: Brushed Aluminum Sleeve (ALS) and Wrought Iron Sleeve (WIS).

Custom Modification Options

F.ALL
✓

Description	Model	Price
5″ x 35 1/4″ SQUARE LEG with SLEEVE	**5SQLEGALS-35**	1835
	5SQLEGWIS-35	1859

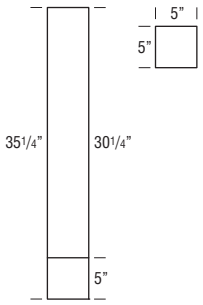

- 5″ x 5″ x 35 1/4″.
- Alder will be used for Rustic Alder.
- Oak will be used for Quartersawn Oak.
- Not available in Walnut.
- Finishes available: Brushed Aluminum Sleeve (ALS) and Wrought Iron Sleeve (WIS).

Custom Modification Options

F.ALL
✓

Description	Model	Price
5″ x 42 1/2″ SQUARE LEG with SLEEVE	**5SQLEGALS-42**	1964
	5SQLEGWIS-42	1989

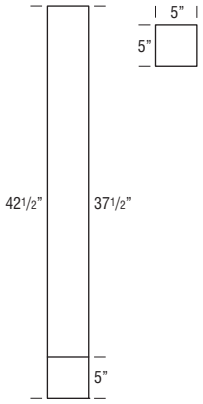

- 5″ x 5″ x 42 1/2″.
- Alder will be used for Rustic Alder.
- Oak will be used for Quartersawn Oak.
- Not available in Walnut.
- Finishes available: Brushed Aluminum Sleeve (ALS) and Wrought Iron Sleeve (WIS).

Custom Modification Options

F.ALL
✓

PEDESTALS & BASES

Description	Model	Price
4″ LEXINGTON TABLE PEDESTAL KIT	**LEXTBLKIT4**	5037

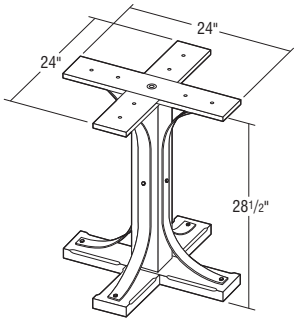

- 24″ x 28 1/2″.
- Alder will be used for Rustic Alder.
- Not available in Quartersawn Oak or Walnut.
- Kit comes unassembled.
- Metal components are black matte sheen with matching hardware.

Custom Modification Options

F.ALL
✓

Description	Model	Price
4″ LEXINGTON ISLAND PEDESTAL KIT	**LEXISLKIT4**	5308

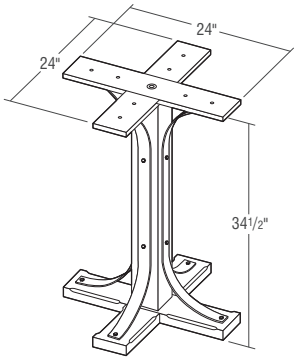

- 24″ x 34 1/2″.
- Alder will be used for Rustic Alder.
- Not available in Quartersawn Oak or Walnut.
- Kit comes unassembled.
- Metal components are black matte sheen with matching hardware.

Custom Modification Options

F.ALL
✓

Description	Model	Price
CHARLESTON PEDESTAL, 29 1/2″	**CHARLESESPED29**	6671

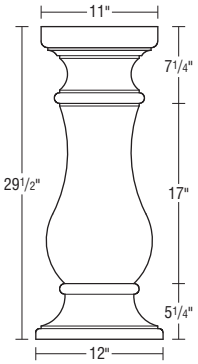

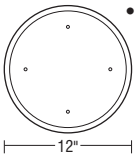

- 12″ x 29 1/2″.
- Alder will be used for Rustic Alder.
- Not available in Quartersawn Oak or Walnut.
- Extended lead times may apply.

Custom Modification Options

F.ALL
✓

Description	Model	Price
CHARLESTON PEDESTAL, 33 1/2″	**CHARLESESPED33**	7270

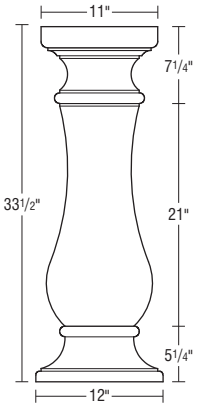

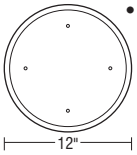

- 12″ x 33 1/2″.
- Alder will be used for Rustic Alder.
- Not available in Quartersawn Oak or Walnut.
- Extended lead times may apply.

Custom Modification Options

F.ALL
✓

Description	Model	Price
ROUND BASE, 12″ DIAMETER	**ROUNDBASE12**	620

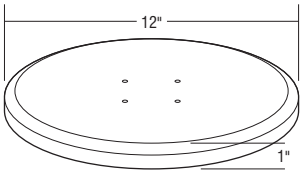

- 1″ x 12″.
- Alder will be used for Rustic Alder.
- Not available in Quartersawn Oak or Walnut.

Custom Modification Options

F.ALL
✓

Description	Model	Price
ROUND BASE, 24″ DIAMETER	**ROUNDBASE24**	1439

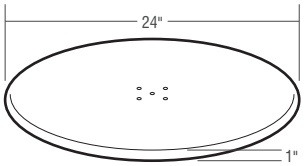

- 1″ x 24″.
- Alder will be used for Rustic Alder.
- Not available in Quartersawn Oak or Walnut.

Custom Modification Options

F.ALL
✓

COLUMNS

Description	Model	Price
ENGLISH COUNTRY ISLAND COLUMN	**ENGISLCOLUMN**	1254

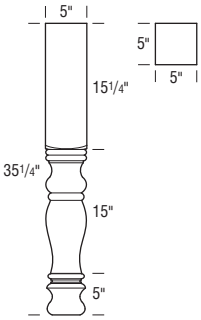

- 5″ x 5″ x 35 1/4″.
- Alder will be used for Rustic Alder.
- Not available in Quartersawn Oak or Walnut.

Custom Modification Options

F.ALL
✓

Description	Model	Price
ENGLISH COUNTRY ISLAND QUARTERED COLUMN	**ENGISLQTRCOL**	412

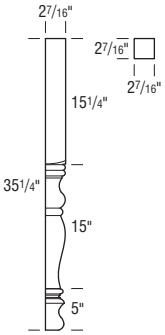

- 2 7/16″ x 2 7/16″ x 35 1/4″.
- Alder will be used for Rustic Alder.
- Not available in Quartersawn Oak or Walnut.

Custom Modification Options

F.ALL
✓

Description	Model	Price
ENGLISH COUNTRY ISLAND COLUMN, DOUBLE SQUARE	**ENGISLCOLUMN2**	1339

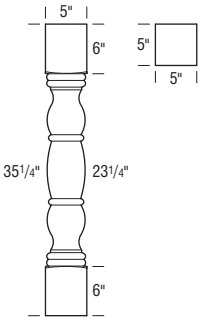

- 5″ x 5″ x 35 1/4″.
- Alder will be used for Rustic Alder.
- Not available in Quartersawn Oak or Walnut.

Custom Modification Options

F.ALL
✓

Description	Model	Price
ENGLISH COUNTRY ISLAND QUARTERED COLUMN, DOUBLE SQUARE	**ENGISLQTRCOL2**	435

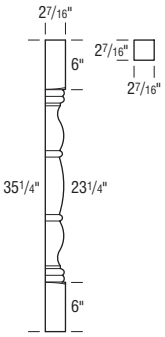

- 2 7/16″ x 2 7/16″ x 35 1/4″.
- Alder will be used for Rustic Alder.
- Not available in Quartersawn Oak or Walnut.

Custom Modification Options

F.ALL
✓

Description	Model	Price
METRO ISLAND COLUMN	**METISLCOLUMN**	1109

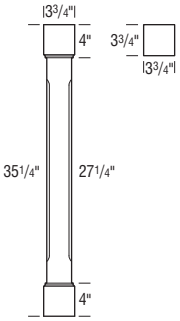

- 3 3/4″ x 3 3/4″ x 35 1/4″.
- Alder will be used for Rustic Alder.
- Not available in Quartersawn Oak or Walnut.

Custom Modification Options

F.ALL
✓

Description	Model	Price
METRO ISLAND COLUMN, SMALL	**METISLCOLUMNS**	672

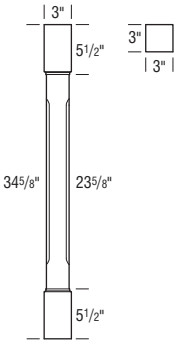

- 3″ x 3″ x 34 5/8″.
- Alder will be used for Rustic Alder.
- Not available in Walnut.

Custom Modification Options

F.ALL
✓

Description	Model	Price
METRO BAR COLUMN	**METBARCOLUMN**	743

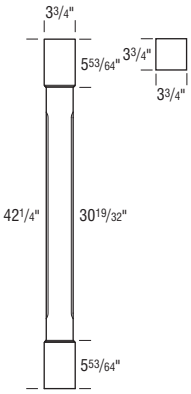

- 3 3/4″ x 3 3/4″ x 42 1/4″.
- Alder will be used for Rustic Alder.
- Not available in Walnut.

Custom Modification Options

F.ALL
✓

Description	Model	Price
BAROQUE COLUMN	**BARISLCOLUMN**	1193

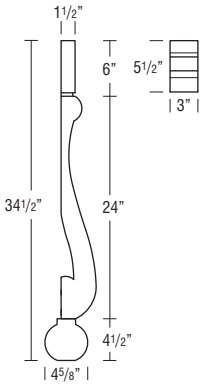

- 3″ x 5 1/2″ x 34 1/2″.
- Alder will be used for Rustic Alder.
- Not available in Quartersawn Oak or Walnut.

Custom Modification Options

F.ALL
✓

Description	Model	Price
PLAIN NOUVEAU ISLAND COLUMN	**NOULEG**	2401

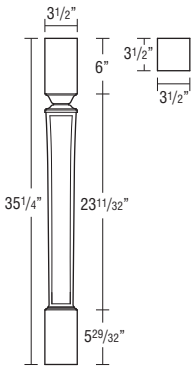

- 3 1/2″ x 3 1/2″ x 35 1/4″.
- Alder will be used for Rustic Alder.
- Not available in Quartersawn Oak or Walnut.
- Abbey Column Inserts available.
  See page R•49.

Custom Modification Options

F.ALL
✓

Description	Model	Price
PLAIN NOUVEAU BAR COLUMN	**NOULEGT**	3842

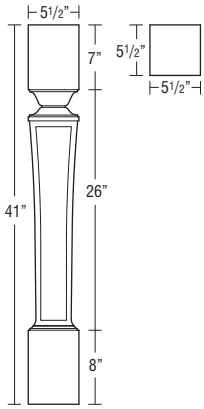

- 5 1/2″ x 5 1/2″ x 41″.
- Alder will be used for Rustic Alder.
- Not available in Quartersawn Oak or Walnut.
- Abbey Column Inserts available.
  See page R•49.

Custom Modification Options

F.ALL
✓

Description	Model	Price
QUEEN ANNE BUFFET COLUMN	**QALEGT**	1039

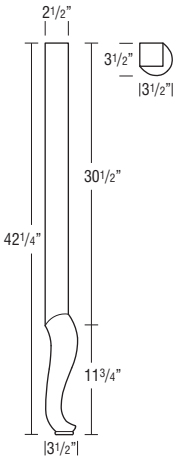

- 3 1/2″ x 3 1/2″ x 42 1/4″.
- Alder will be used for Rustic Alder.
- Not available in Quartersawn Oak or Walnut.

Custom Modification Options

F.ALL
✓

Description	Model	Price
WEAVED ISLAND COLUMN	**WEAVELEG**	1210

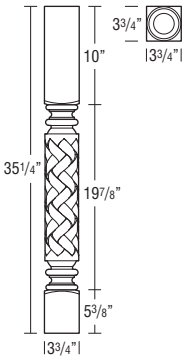

- 3 3/4″ x 3 3/4″ x 35 1/4″.
- Alder will be used for Rustic Alder.
- Not available in Quartersawn Oak or Walnut.

Modifications Are Not Available

Description	Model	Price
LARGE DIAMOND WEAVED ISLAND COLUMN	**WEAVELEGL**	1747

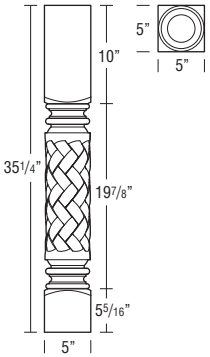

- 5″ x 5″ x 35 1/4″.
- Alder will be used for Rustic Alder.
- Not available in Quartersawn Oak or Walnut.

Modifications Are Not Available

Description	Model	Price
URBAN ISLAND COLUMN, COUNTER	**URBISLCOLUMNC**	888

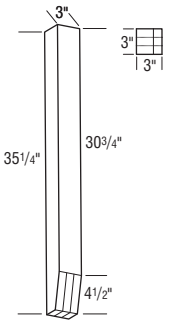

- 3″ x 35 1/4″.
- Alder will be used for Rustic Alder.
- Oak will be used for Quartersawn Oak.
- Not available in Walnut.

Custom Modification Options

F.ALL
✓

Description	Model	Price
URBAN ISLAND COLUMN, BAR	**URBISLCOLUMNB**	1027

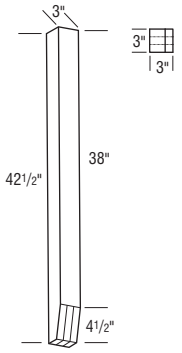

- 3″ x 42 1/2″.
- Alder will be used for Rustic Alder.
- Oak will be used for Quartersawn Oak.
- Not available in Walnut.

Custom Modification Options

F.ALL
✓

Description	Model	Price
URBAN ISLAND COLUMN, DOUBLE BEVEL, COUNTER	**URBISLCOLUMNCD**	888

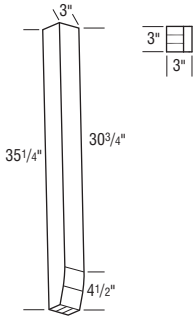

- 3″ x 35 1/4″.
- Alder will be used for Rustic Alder.
- Oak will be used for Quartersawn Oak.
- Not available in Walnut.

Custom Modification Options

F.ALL
✓

Description	Model	Price
URBAN ISLAND COLUMN, DOUBLE BEVEL, BAR	**URBISLCOLUMNBD**	1027

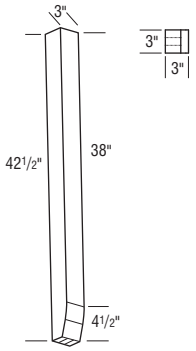

- 3″ x 42 1/2″.
- Alder will be used for Rustic Alder.
- Oak will be used for Quartersawn Oak.
- Not available in Walnut.

Custom Modification Options

F.ALL
✓

Description	Model	Price
2 1/2″ PACIFIC RIM ISLAND COLUMN	**PRISLCOLUMN3**	1020

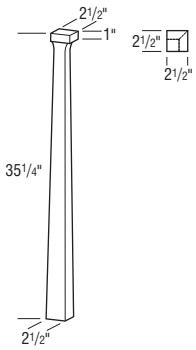

- 2 1/2″ x 35 1/4″.
- Alder will be used for Rustic Alder.
- Oak will be used for Quartersawn Oak.
- Not available in Walnut.

Custom Modification Options

F.ALL
✓

Description	Model	Price
3 3/4″ PACIFIC RIM ISLAND COLUMN	**PRISLCOLUMN4**	1457

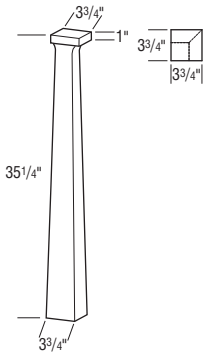

- 3 3/4″ x 35 1/4″.
- Alder will be used for Rustic Alder.
- Oak will be used for Quartersawn Oak.
- Not available in Walnut.

Custom Modification Options

F.ALL
✓

PACIFIC RIM ISLAND COLUMN	**PRISLCOLUMN**	1661

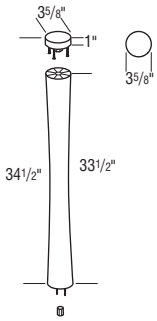

- 3 5/8″ x 34 1/2″.
- Alder will be used for Rustic Alder.
- Oak will be used for Quartersawn Oak.
- Not available in Walnut.

Custom Modification Options

F.ALL
✓

34 1/2″ PACIFIC RIM CREATE A COLUMN	**PRCCOLUMN35**	1114

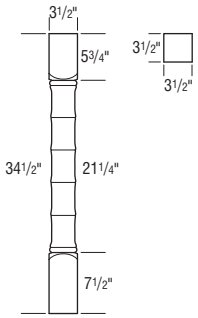

- 3 1/2″ x 34 1/2″.
- Alder will be used for Rustic Alder.
- Oak will be used for Quartersawn Oak.
- Not available in Walnut.

Custom Modification Options

F.ALL
✓

MID-CENTURY ISLAND COLUMN	**MCISLCOLUMN**	1004

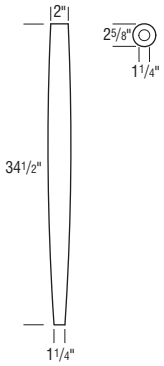

- 2 5/8″ x 34 1/2″.
- Alder will be used for Rustic Alder.
- Oak will be used for Quartersawn Oak.
- Not available in Walnut.

Custom Modification Options

F.ALL
✓

Description	Model	Price
NOTCHED MID-CENTURY ISLAND COLUMN	**NMCILSCOLUMN**	1599

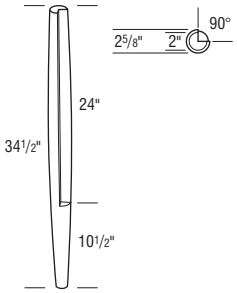

- 2 5/8″ x 34 1/2″.
- Alder will be used for Rustic Alder.
- Oak will be used for Quartersawn Oak.
- Not available in Walnut.

Custom Modification Options

F.ALL
✓

MID-CENTURY VANITY COLUMN	**MCVANCOLUMN**	714

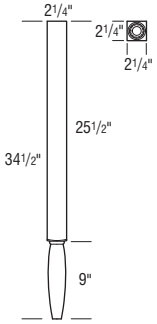

- 2 1/4″ x 34 1/2″.
- Alder will be used for Rustic Alder.
- Oak will be used for Quartersawn Oak.
- Not available in Walnut.

Custom Modification Options

F.ALL
✓

NOTCHED MID-CENTURY VANITY COLUMN	**NMCVANCOLUMN**	1580

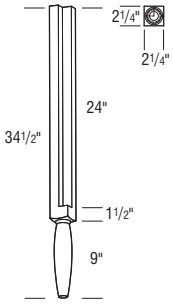

- 2 1/4″ x 34 1/2″.
- Alder will be used for Rustic Alder.
- Oak will be used for Quartersawn Oak.
- Not available in Walnut.

Custom Modification Options

F.ALL
✓

CHARLESTON BEAD COLUMN with FOOT	**WFOOTCHARLESTON**	825

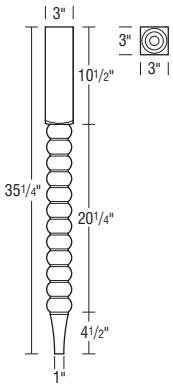

- 3″ x 3″ x 35 1/4″.
- Alder will be used for Rustic Alder.
- Not available in Quartersawn Oak or Walnut.

Custom Modification Options

F.ALL
✓

Description	Model	Price
CHARLESTON BEAD COLUMN, DOUBLE SQUARE	**DBLSQCHARLESTON**	825

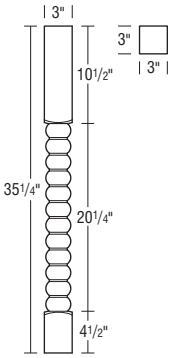

- 3″ x 3″ x 35 1/4″.
- Alder will be used for Rustic Alder.
- Not available in Quartersawn Oak or Walnut.

Custom Modification Options

F.ALL
✓

Description	Model	Price
SUMTER ISLAND COLUMN, DOUBLE SQUARE	**DBLSQSUMTER5**	2069

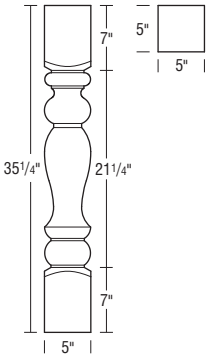

- 5″ x 5″ x 35 1/4″.
- Alder will be used for Rustic Alder.
- Not available in Quartersawn Oak or Walnut.

Custom Modification Options

F.ALL
✓

Description	Model	Price
SUMTER TABLE COLUMN, DOUBLE SQUARE	**DBLSQTBL5**	2015

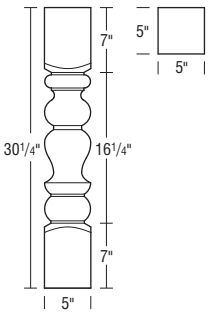

- 5″ x 5″ x 30 1/4″.
- Alder will be used for Rustic Alder.
- Not available in Quartersawn Oak or Walnut.

Custom Modification Options

F.ALL
✓

Description	Model	Price
CONTEMPORARY CAP for 3″ COLUMN	**CONCAP-3**	396

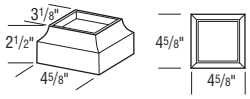

- 2 1/2″ x 4 5/8″ x 4 5/8″.
- Alder will be used for Rustic Alder.
- Oak will be used for Quartersawn Oak.
- Not available in Walnut.

Custom Modification Options

F.ALL
✓

Description	Model	Price
CONTEMPORARY CAP for 4″ COLUMN	**CONCAP-4**	417

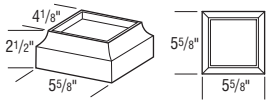

- 2 1/2″ x 5 5/8″ x 5 5/8″.
- Alder will be used for Rustic Alder.
- Oak will be used for Quartersawn Oak.
- Not available in Walnut.

Custom Modification Options

F.ALL
✓

Description	Model	Price
CONTEMPORARY CAP for 5″ COLUMN	**CONCAP-5**	508

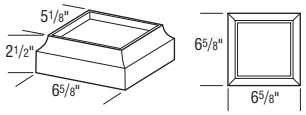

- 2 1/2″ x 6 5/8″ x 6 5/8″.
- Alder will be used for Rustic Alder.
- Oak will be used for Quartersawn Oak.
- Not available in Walnut.

Custom Modification Options

F.ALL
✓

Description	Model	Price
CONTEMPORARY CAP for 6″ COLUMN	**CONCAP-6**	530

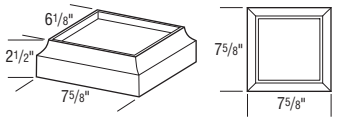

- 2 1/2″ x 7 5/8″ x 7 5/8″.
- Alder will be used for Rustic Alder.
- Oak will be used for Quartersawn Oak.
- Not available in Walnut.

Custom Modification Options

F.ALL
✓

Description	Model	Price
ABBEY COLUMN INSERT - ISLAND	**ABBEYCOLINSWI** • Wrought Iron	540

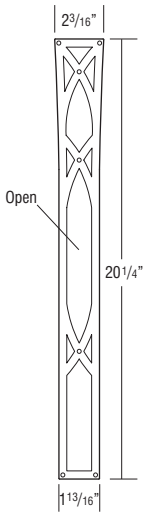

- 1/8″ x 2 3/16″ x 20 1/4″.
- Must be used as an insert for Plain Nouveau Island Column (NOULEG).
- No Finish Techniques available.

Custom Modification Options

F.ALL
✓

Description	Model	Price
ABBEY COLUMN INSERT - BAR	**ABBEYCOLINSTWI** • Wrought Iron	565

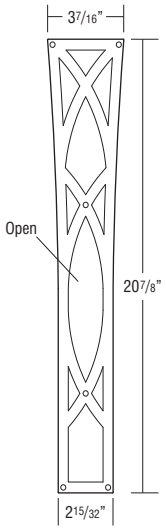

- 1/8″ x 3 7/16″ x 20 7/8″.
- Must be used as an insert for Plain Nouveau Bar Column (NOULEGT).
- No Finish Techniques available.

Custom Modification Options

F.ALL
✓

X-END PANELS

Description	Model	Price
3″ x 25″ X-END PANEL	**XEND325**	6244

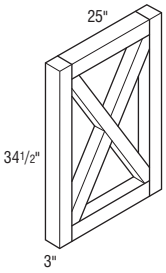

- 3″ x 25″ x 34 1/2″.
- Alder will be used for Rustic Alder.
- Not available in Quartersawn Oak or Walnut.
- When applying the X-end panel to the side of a cabinet, you will want to make sure that you either skin the side of the cabinet or order as a flush finished side as the panel has openings in it.
- The panel is designed to sit out flush with the door on an adjacent cabinet.
- If using a square outside profile on a door cabinet next to the panel, you may want to consider modifying the cabinet to have a wide or extended stile to prevent binding.
- All sides finished.
- Extended lead times may apply.

Modifications Are Not Available

Description	Model	Price
3″ x 36″ X-END PANEL	**XEND336**	6860

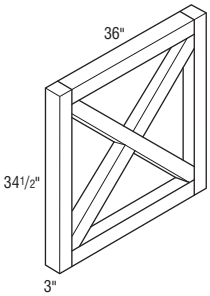

- 3″ x 36″ x 34 1/2″.
- Alder will be used for Rustic Alder.
- Not available in Quartersawn Oak or Walnut.
- When applying the X-end panel to the side of a cabinet, you will want to make sure that you either skin the side of the cabinet or order as a flush finished side as the panel has openings in it.
- The panel is designed to sit out flush with the door on an adjacent cabinet.
- If using a square outside profile on a door cabinet next to the panel, you may want to consider modifying the cabinet to have a wide or extended stile to prevent binding.
- All sides finished.
- Extended lead times may apply.

Modifications Are Not Available

Description	Model	Price
1 1/2″ x 25″ X-END PANEL	**XEND125**	4486

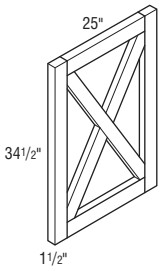

- 1 1/2″ x 25″ x 34 1/2″.
- Alder will be used for Rustic Alder.
- Not available in Quartersawn Oak or Walnut.
- When applying the X-end panel to the side of a cabinet, you will want to make sure that you either skin the side of the cabinet or order as a flush finished side as the panel has openings in it.
- The panel is designed to sit out flush with the door on an adjacent cabinet.
- If using a square outside profile on a door cabinet next to the panel, you may want to consider modifying the cabinet to have a wide or extended stile to prevent binding.
- All sides finished.
- Extended lead times may apply.

Modifications Are Not Available

1 1/2″ x 36″ X-END PANEL	**XEND136**	4985

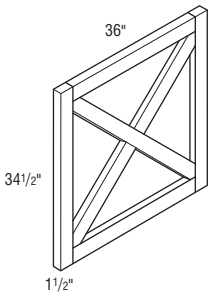

- 1 1/2″ x 36″ x 34 1/2″.
- Alder will be used for Rustic Alder.
- Not available in Quartersawn Oak or Walnut.
- When applying the X-end panel to the side of a cabinet, you will want to make sure that you either skin the side of the cabinet or order as a flush finished side as the panel has openings in it.
- The panel is designed to sit out flush with the door on an adjacent cabinet.
- If using a square outside profile on a door cabinet next to the panel, you may want to consider modifying the cabinet to have a wide or extended stile to prevent binding.
- All sides finished.
- Extended lead times may apply.

Modifications Are Not Available

SWITCH PLATE COVERS

SINGLE SWITCH PLATE	**SSP**	169



- Alder will be used for Rustic Alder.
- Oak will be used for Quartersawn Oak.
- Not available in Walnut.
- Glazes and/or Techniques available: F, TW, XTW, HW, XHW.

Modifications Are Not Available

Description	Model	Price
DOUBLE SWITCH PLATE	**DSP**	250

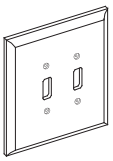

- Alder will be used for Rustic Alder.
- Oak will be used for Quartersawn Oak.
- Not available in Walnut.
- Glazes and/or Techniques available: F, TW, XTW, HW, XHW.

Modifications Are Not Available

ROCKER SWITCH PLATE

SINGLE ROCKER PLATE	**SRP**	169

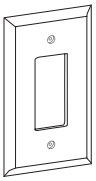

- Alder will be used for Rustic Alder.
- Not available in Walnut.
- Glazes and/or Techniques available: F, TW, XTW, HW, XHW.

Modifications Are Not Available

DOUBLE ROCKER PLATE	**DRP**	250

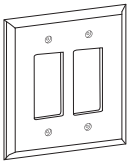

- Alder will be used for Rustic Alder.
- Not available in Walnut.
- Glazes and/or Techniques available: F, TW, XTW, HW, XHW.

Modifications Are Not Available

OUTLET COVERS

SINGLE OUTLET COVER	**SOC**	169

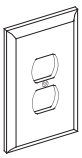

- Alder will be used for Rustic Alder.
- Oak will be used for Quartersawn Oak.
- Not available in Walnut.
- Glazes and/or Techniques available: F, TW, XTW, HW, XHW.

Modifications Are Not Available

DOUBLE OUTLET COVER	**DOC**	250

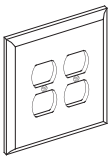

- Alder will be used for Rustic Alder.
- Oak will be used for Quartersawn Oak.
- Not available in Walnut.
- Glazes and/or Techniques available: F, TW, XTW, HW, XHW.

Modifications Are Not Available

Glazes and Techniques
F = Flooded (see page E•4.)
P = Penned (see page E•4.)
TW = Timeworn (see page E•4.)
XTW = Extra Timeworn (see page E•4.)
HW = Hewn (see page E•4.)
XHW = Extra Hewn (see page E•4.)

ABBEY COLLECTION

ABBEY COLUMN INSERT - ISLAND
R•49

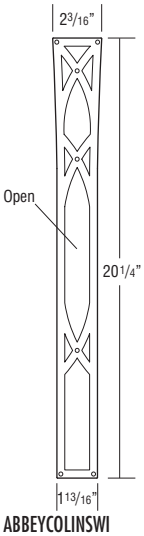

ABBEYCOLINSWI

ABBEY COLUMN INSERT - BAR
R•49

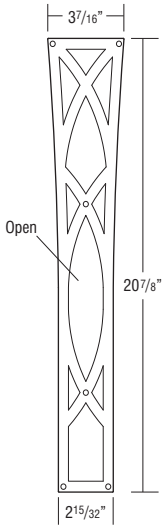

ABBEYCOLINSTWI

ABBEY CORBEL INSERT - LARGE
R•28

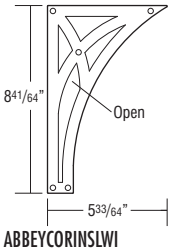

ABBEYCORINSLWI

ABBEY CORBEL INSERT - MEDIUM
R•28

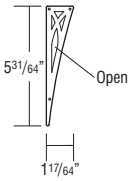

ABBEYCORINSMWI

ABBEY CORBEL INSERT - SMALL
R•28

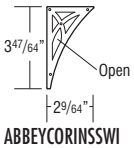

ABBEYCORINSSWI

ABBEY CROWN INSERT
R•7

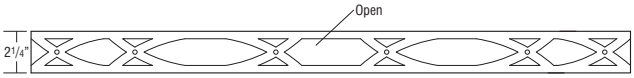

ABBEYINSWI

ABBEY LIGHT RAIL INSERT
R•7

ABBEYINSSWI

PLAIN NOUVEAU ISLAND COLUMN
R•45

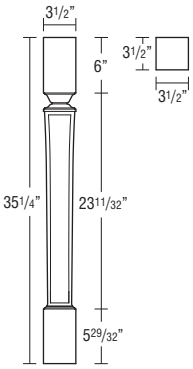

NOULEG

PLAIN NOUVEAU BAR COLUMN
R•45

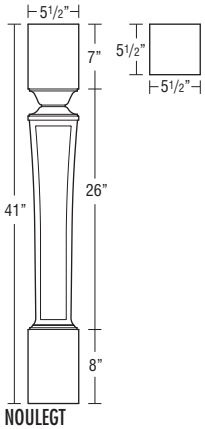

NOULEGT

PLAIN NOUVEAU LARGE CORBEL
R•27

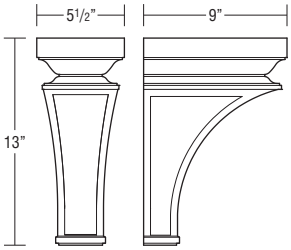

CORBELNOUL

PLAIN NOUVEAU MEDIUM CORBEL
R•28

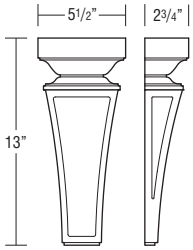

CORBELNOUM

PLAIN NOUVEAU SMALL CORBEL
R•28

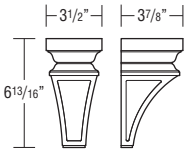

CORBELNOUS

ACANTHUS COLLECTION

ACANTHUS LEG, LARGE
R•41

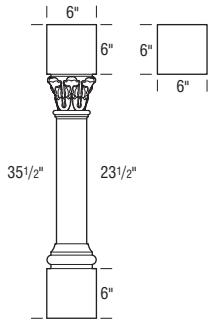

ACANTHUSLEGL

ACANTHUS LEG
R•41

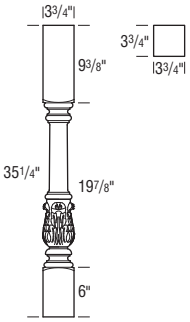

ACANTHUSLEG

10″ SMALL ACANTHUS CORBEL
R•27

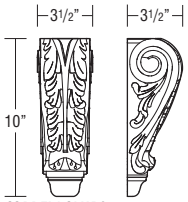

CORBELACAN10

14″ SMALL ACANTHUS CORBEL
R•27

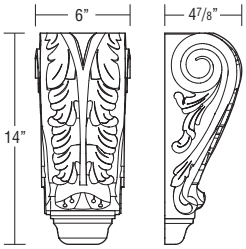

CORBELACAN14

5″ PETITE ACANTHUS CORBEL
R•27

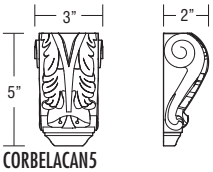

CORBELACAN5

ACANTHUS FOOT
R•30

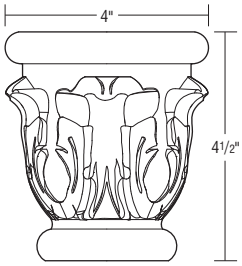

ACANFOOT

ACANTHUS ROSETTE
R•16



ROSETTEACA

3″ SPLIT TURNING ACANTHUS
R•17

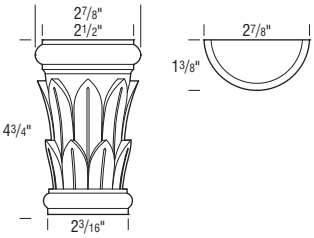

3SPTRINGACA

CELTIC COLLECTION

CELTIC BRACKET
R•24

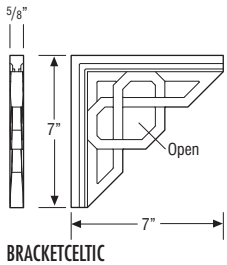

BRACKETCELTIC

7″ CELTIC CORBEL
R•26

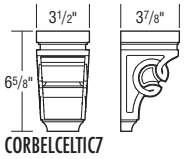

CORBELCELTIC7

10″ CELTIC CORBEL
R•26

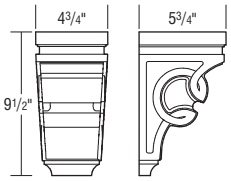

CORBELCELTIC10

14″ CELTIC CORBEL
R•26

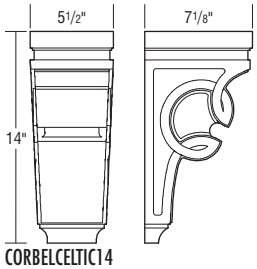

CORBELCELTIC14

CELTIC FOOT
R•30

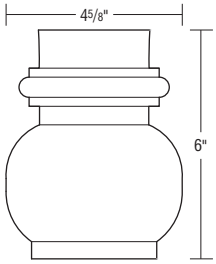

CELTICFOOT

CRAFTSMAN COLLECTION

5″ CLASSIC REVIVAL CORBEL
R•25

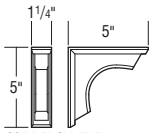

CORBELCLREV5

9″ CLASSIC REVIVAL CORBEL
R•26

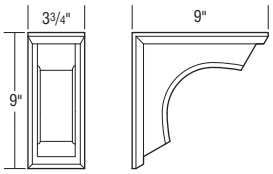

CORBELCLREV9

14″ CLASSIC REVIVAL CORBEL
R•26

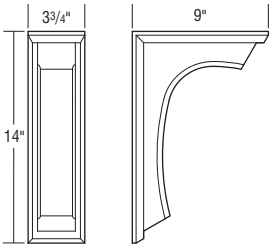

CORBELCLREV14

3″ SHAKER CORBEL
R•27

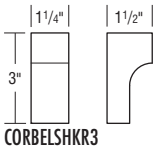

CORBELSHKR3

CRAFTSMAN CORBEL
R•25

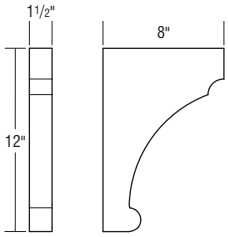

CORBELCRAFT

CRAFTSMAN CORBEL OPEN
R•24

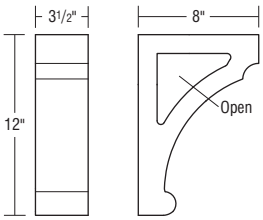

CORBELCRAFTO

10″ CRAFTSMAN CORBEL
R•25

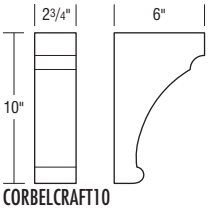

CORBELCRAFT10

12″ CRAFTSMAN CORBEL
R•25

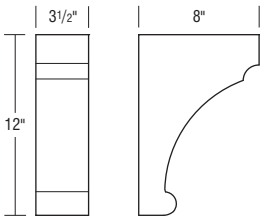

CORBELCRAFT12

18″ CRAFTSMAN CORBEL
R•25

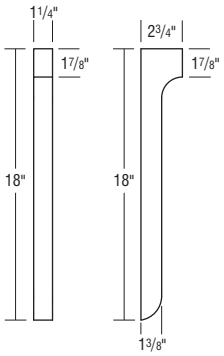

CORBELCRAFT18

34″ CRAFTSMAN CORBEL
R•25

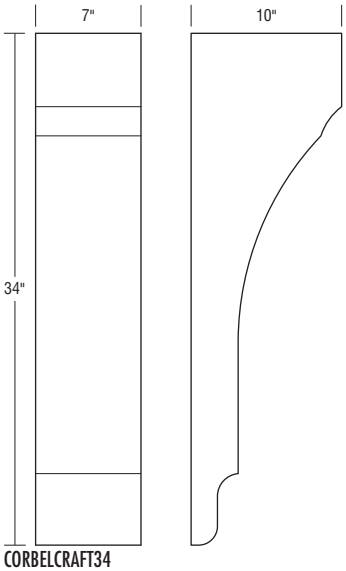

CORBELCRAFT34

CRAFTSMAN FOOT
R•31

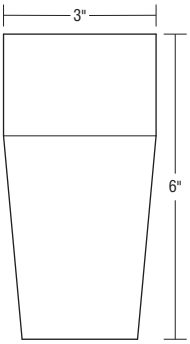

CRFTSMNFOOT

CRAFTSMAN FOOT, CORNER
R•32

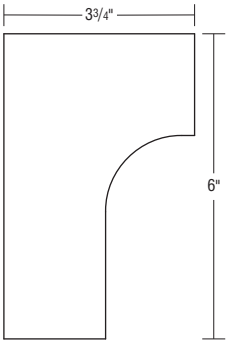

CRFTSMNFOOTC

CRAFTSMAN BUN FOOT
R•32

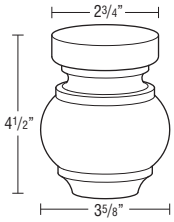

CRFTSMNBUNFOOT

DECO COLLECTION

7″ PALLADIAN CORBEL
R•25

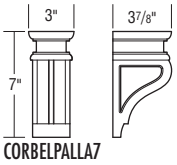

CORBELPALLA7

9″ PALLADIAN CORBEL
R•25

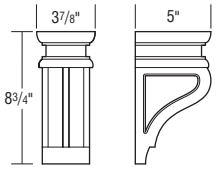

CORBELPALLA9

14″ PALLADIAN CORBEL
R•25

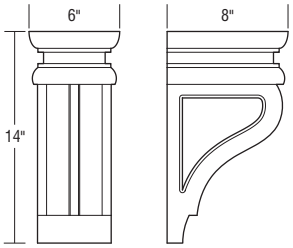

CORBELPALLA14

DECO BASEBOARD MOULDING
R•9

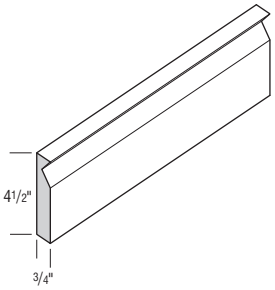

DECOBBM

GAELIC COLLECTION

GAELIC LEG, LARGE, ROUTED
R•41

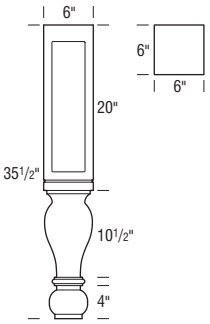

GAELICLEGLR

GAELIC LEG, LARGE
R•41

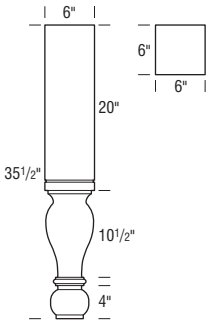

GAELICLEGL

SMALL GAELIC ROSETTE
R•16

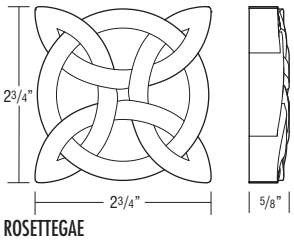

ROSETTEGAE

METRO COLLECTION

METRO ISLAND COLUMN
R•45

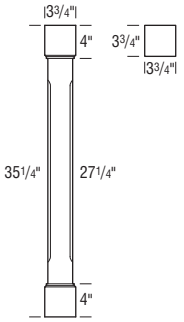

METISLCOLUMN

METRO ISLAND COLUMN, SMALL
R•45

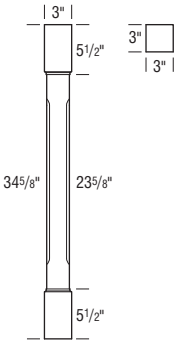

METISLCOLUMNS

METRO BAR COLUMN
R•45

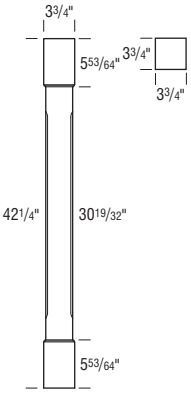

METBARCOLUMN

9″ TRIAD CORBEL
R•26

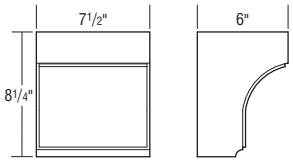

CORBELTRIAD9

6″ TRIAD CORBEL
R•26

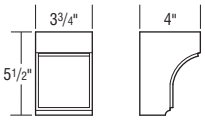

CORBELTRIAD6

14″ ARTS & CRAFTS CORBEL
R•26

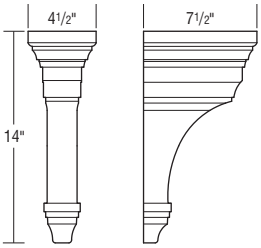

CORBELART14

ARTS & CRAFTS OPEN CORBEL
R•26

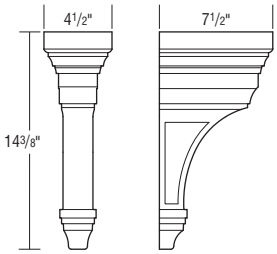

CORBELARTO

COSMO FOOT
R•30

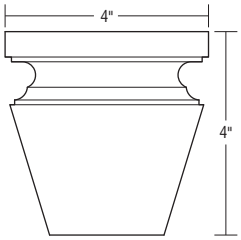

COSFOOT

TAPERED LEG
R•30

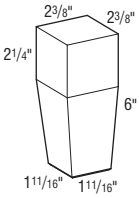

TLEG2

TAPERED 4-SIDED LEG
R•30

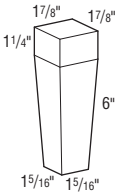

T4SLEG

MADELINE POST, LARGE
R•37

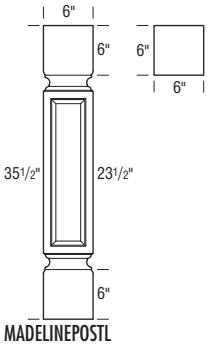

MADELINEPOSTL

TRIAD ROSETTE
R•21

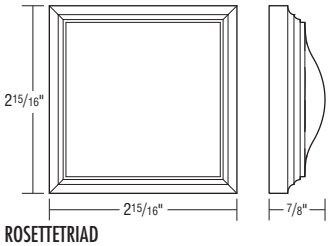

ROSETTETRIAD

SUMMIT COLLECTION

APEX LEG
R•41

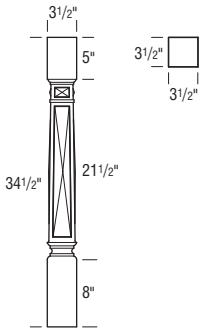

APEXLEG

APEX LEG, TALL
R•42

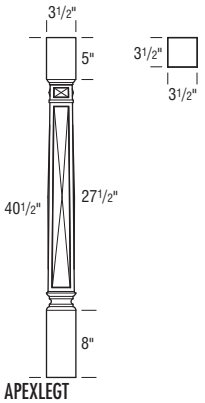

APEXLEGT

7″ PINNACLE CORBEL
R•26

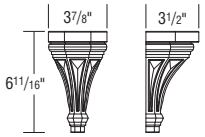

CORBELPINN7

8″ PINNACLE CORBEL
R•26

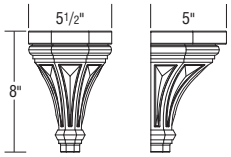

CORBELPINN8

12″ PINNACLE CORBEL
R•27

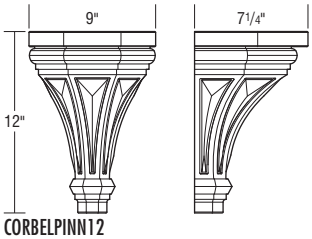

CORBELPINN12

SUMMIT FOOT
R•30

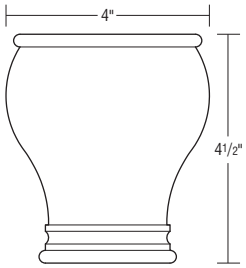

SUMFOOT

PINNACLE ROSETTE
R•21

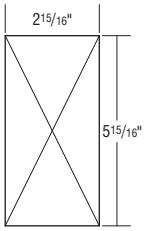

ROSETTEPINN

WEAVED COLLECTION

WEAVED ISLAND COLUMN
R•46

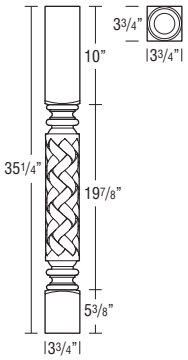

WEAVELEG

LARGE DIAMOND WEAVED ISLAND COLUMN
R•46

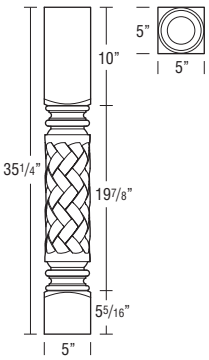

WEAVELEGL

LARGE WEAVED CORBEL
R•28

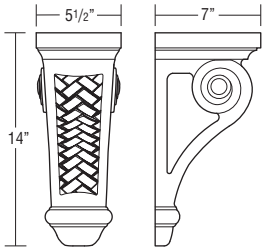

CORBELWEAVEL

SMALL WEAVED CORBEL
R•28

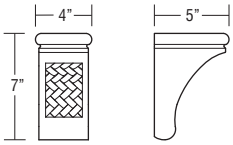

CORBELWEAVES

WEAVED BUN FOOT
R•32

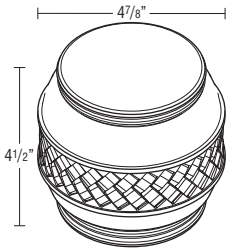

WEAVEBUNFOOT

Kemper Emerge Modification Option Descriptions

Your Kemper Emerge price guide contains charts with modification option codes for each applicable cabinetry product. Reference the listing below to identify the modification description.

End Panel Options

Option	Description
INTGE	Integral End
IPE	Inset Panel Ends

Custom Modification Options

Option	Description
IW	Increased Width
PTOWB	Push-to-Open Wastebasket
RD	Reduced Depth
SCPDRW	Scooped Drawer

Description	Model	Price

INTERIOR ACCESSORY KITS

FOOD STORAGE CONTAINER ORGANIZER KIT

5 DAY EXPRESS RESPONSE

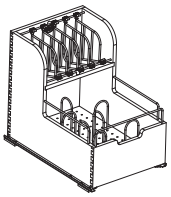

FSCO18KIT

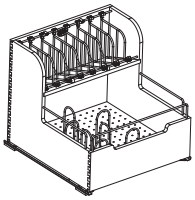

FSCO24KIT

Model	Price
FSCO18KIT	1183
• For 18″ wide base cabinet.	
FSCO24KIT	1183
• For 24″ wide base cabinet.	

- Pull-out features natural finished hardwood dovetailed box with chrome rails on lower section with undermount Smart Stop guides.
- Includes seven chrome "U" pegs to use on the pegboard bottom to customize the fit to container sizes.
- Adjustable clip-on lid dividers included to fit with a variety of lid shapes. 18″ wide includes five dividers, 24″ wide includes eight dividers.
- Front of pull-out is routed for easy access.
- FSCO18KIT Pull-out dimensions: 14 1/2″ W x 21 1/2″ D x 18″ H.
- FSCO24KIT Pull-out dimensions: 20 1/2″ W x 21 1/2″ D x 18″ H.
- Not available on Inset or Beaded Inset styles.

Modifications Are Not Available

BASE BOTTLE STORAGE KIT with INSTALLATION HARDWARE

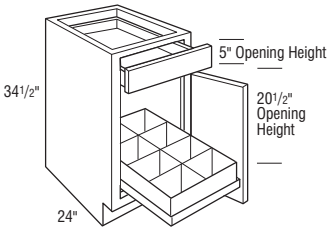

Model	Price
BBSKIT18	483
• For 18″ wide base cabinet.	

Modifications Are Not Available

BASE CAN STORAGE KIT for BPP

5 DAY EXPRESS RESPONSE

Model	Price
BPPKIT9PG	1139
• For 9″ wide base cabinet.	
BPPKIT12PG	1226
• For 12″ wide base cabinet.	
BPPKIT15PG	1735
• For 15″ wide base cabinet.	
BPPKIT18PG	1865
• For 18″ wide base cabinet.	

Modifications Are Not Available

To calculate the inside drawer box width to determine organization units and/or parts to order, utilize the following formula: Frame Opening Width - 1 5/8″ = Interior Drawer Box Width

Description	Model	Price

KIT COMPONENTS for BUPP

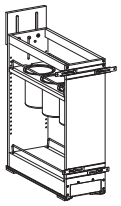

Model	Price
BUPPKIT9	1268
• For 9″ wide base cabinet.	
• Canisters are 5.85″ tall and have an inside diameter of 4.3″.	
BUPPKIT12	1354
• For 12″ wide base cabinet.	
• Canisters are 6.7″ tall and have an inside diameter of 5″.	

- Top shelf features three stainless steel (removable) canisters for utensils.
- Features Smart Stop pull-out with two adjustable shelves (including canister shelf) and one fixed shelf with chrome rails.

Modifications Are Not Available

KIT COMPONENTS for BUPPKB

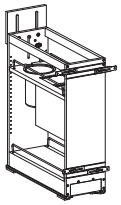

BUPPKBKIT12

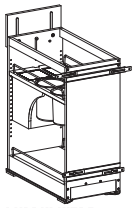

BUPPKBKIT15

Model	Price
BUPPKBKIT12	1807
• For 12″ wide base cabinet.	
• Includes one stainless steel canister 6.7″ tall with an inside diameter of 5″, and knife block.	
BUPPKBKIT15	2193
• For 15″ wide base cabinet.	
• Includes two stainless steel canisters 5.85″ tall with an inside diameter of 4.3″, and two stainless steel canisters 6.7" tall with an inside diameter of 5″.	

- Features Smart Stop pull-out with adjustable knife and canister shelf and one fixed shelf with chrome rails.
- Knife block features movable flex rods that adjust to hold a multitude of knives.

Modifications Are Not Available

KIT COMPONENTS for BTDPP

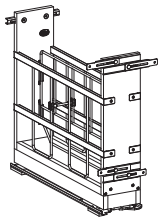

BTDPPKIT9

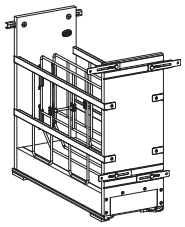

BTDPPKIT12

Model	Price
BTDPPKIT9	1397
• For 9″ wide base cabinet.	
• Includes one removable center divider and one snap on T-bar.	
BTDPPKIT12	1484
• For 12″ wide base cabinet.	
• Includes two removable center dividers and two snap on T-bars.	

- Tray dividers are chrome plated steel.

Modifications Are Not Available

Description	Model	Price
KIT COMPONENTS for BCOPP	**BCOPPKIT12**	1999

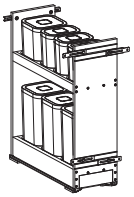

- Features Smart Stop slides.
- Includes 7 OXO Good Grips® POP containers, BPA Free: (3) 1.7 quart, (1) 2.6 quart, (3) 4.3 quart.
- Fixed shelf.

Modifications Are Not Available

BASE OPEN BASKET KITS

5 DAY EXPRESS RESPONSE

Model	Price
BASKET15	915
BASKET18	922

- Includes single basket and pair of rails.

Modifications Are Not Available

BASE PANS STORAGE

Model	Price
BPS24KIT	951
BPS30KIT	1045
BPS36KIT	1151

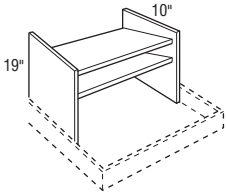

- Not available for 12″ deep cabinets.
- Kit is designed to be used with roll trays.

Modifications Are Not Available

BREAD BOARD with INSTALLATION HARDWARE

5 DAY EXPRESS RESPONSE

	WIDTH	
BBOARDKIT12	12″	295
BBOARDKIT15	15″	338
BBOARDKIT18	18″	363
BBOARDKIT21	21″	384
BBOARDKIT24	24″	406

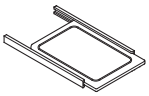

- Bread Boards are 21/32″ thick.

Kit Size	Cabinet Width
12″	12″ Base
15″	15″ Base
18″	18″ Base
21″	21″ Base
24″	24″ Base

Modifications Are Not Available

COOKING UTENSIL DIVIDER

5 DAY EXPRESS RESPONSE

Model	Price
CUDD24	258
CUDD30	289
CUDD36	318

- Pre-assembled natural wood drawer insert (does not fit roll trays).
- CUDD24 for use in 24″ wide base cabinets.
- CUDD30 for use in 30″ wide base cabinets.
- CUDD36 for use in 36″ wide base cabinets.

Modifications Are Not Available

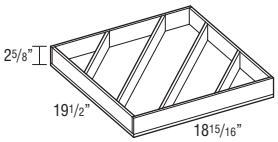

CUDD24

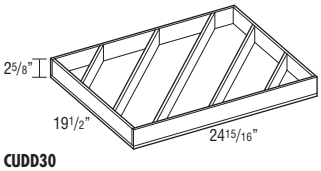

CUDD30

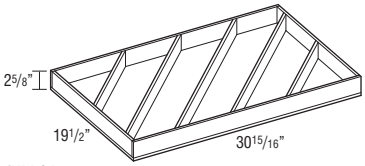

CUDD36

COOKING UTENSIL DIVIDER

Description	Model	Price
	CUD15	142
	CUD18	142
	CUD21	171
	CUD24	207
	CUD27	246
	CUD30	266
	CUD33	286
	CUD36	304

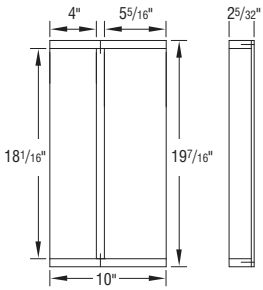

CUD15

- Available in 24″ deep cabinets.
- Increased Heights not available.
- Increased Widths available in 1/4″ increments. See page G•46 for details.
- CUD is not trimmable.

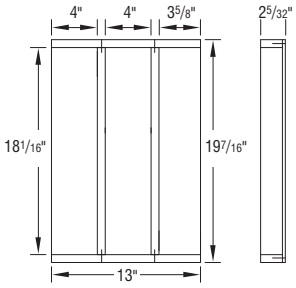

CUD18

Model	No. of Vertical Dividers
CUD15	1
CUD18	2
CUD21	2
CUD24	3
CUD27	4
CUD30	4
CUD33	5
CUD36	5

End Panel Options

INTGE	IPE

Custom Modification Options

IW[1]	PTOWB	RD	SCPDRW
✓			

[1] Not available in 36 version.

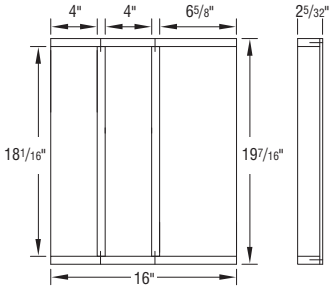

CUD21

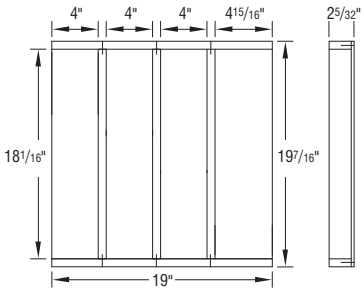

CUD24

COOKING UTENSIL DIVIDER (cont'd)

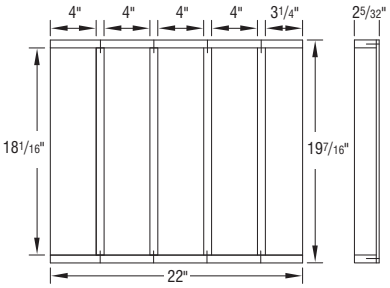

CUD27

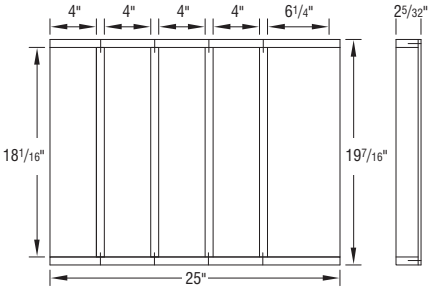

CUD30

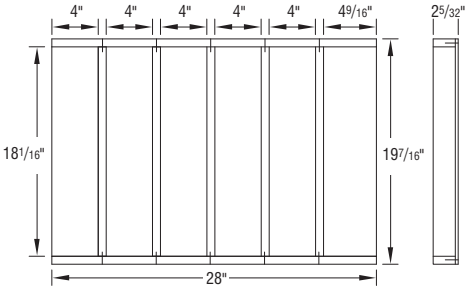

CUD33

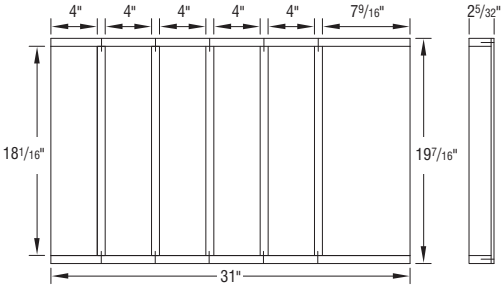

CUD36

To calculate the inside drawer box width to determine organization units and/or parts to order, utilize the following formula: Frame Opening Width - 1 5/8″ = Interior Drawer Box Width

Description	Model	Price
CUTLERY DIVIDER	**CIW1221**	116
	CIW1224	116
	CIW13.521	116
	CIW13.524	116
	CIW1521	116
	CIW1524	116
	CIW16.521	116
	CIW16.524	116
	CIW1821	116
	CIW1824	116
	CIW19.521	143
	CIW19.524	143
	CIW2121	143
	CIW2124	143
	CIW22.521	143
	CIW22.524	143
	CIW2421	175
	CIW2424	175
	CIW2721	175
	CIW2724	175
	CIW3021	175
	CIW3024	175
	CIW3321	202
	CIW3324	202
	CIW3621	202
	CIW3624	202

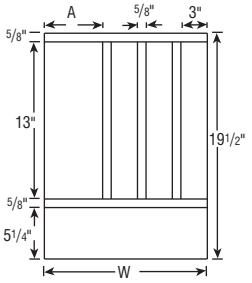

- Features Maple wood.
- Cutlery dividers are only available in 24″ or 21″ deep cabinets.
- Specify size.
- 2 5/32″ high.

Model	W Dim.	A Dim.	No. of Vertical Dividers
CIW1221	7″	3 3/8″	1
CIW1224	7″	3 3/8″	1
CIW13.521	8 1/2″	4 7/8″	1
CIW13.524	8 1/2″	4 7/8″	1
CIW1521	10″	2 3/4″	2
CIW1524	10″	2 3/4″	2
CIW16.521	11 1/2″	4 1/4″	2
CIW16.524	11 1/2″	4 1/4″	2
CIW1821	13″	6 3/4″	2
CIW1824	13″	6 3/4″	2
CIW19.521	14 1/2″	3 5/16″	3
CIW19.524	14 1/2″	3 5/16″	3
CIW2121	16″	6 1/8″	3
CIW2124	16″	6 1/8″	3
CIW22.521	17 1/2″	3″	4
CIW22.524	17 1/2″	3″	4
CIW2421	19″	4 1/2″	4
CIW2424	19″	4 1/2″	4
CIW2721	22″	3 7/8″	5
CIW2724	22″	3 7/8″	5
CIW3021	25″	3 1/4″	6
CIW3024	25″	3 1/4″	6
CIW3321	28″	2 5/8″	7
CIW3324	28″	2 5/8″	7
CIW3621	31″	6 3/8″	7
CIW3624	31″	6 3/8″	7

Modifications Are Not Available

Description	Model	Price
WOOD TIERED CUTLERY DIVIDER DRAWER with INSTALLATION HARDWARE	**WTCD15**	582
	WTCD18	600
	WTCD21	622
	WTCD24	641
	WTCD30	887
	WTCD36	887

5 DAY EXPRESS RESPONSE

- Replaces standard drawer (5″ high frame opening).
- Requires field installation of drawer front.
- For use with 24″ deep cabinets only.
- Exterior WTCD drawer box height is 3 3/4″, interior height of top and bottom tier is 1 3/8″.
- Includes Drawer Guides.

Modifications Are Not Available

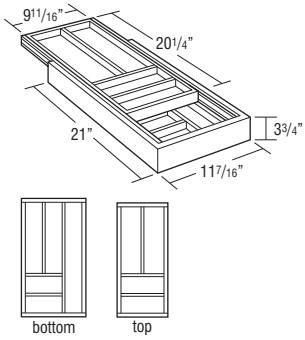

WTCD15

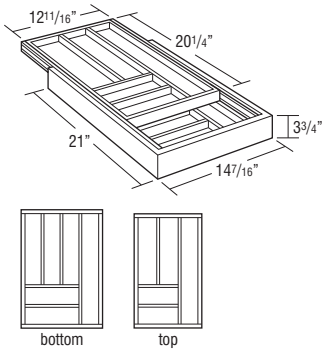

WTCD18

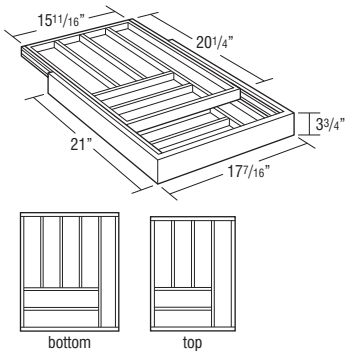

WTCD21

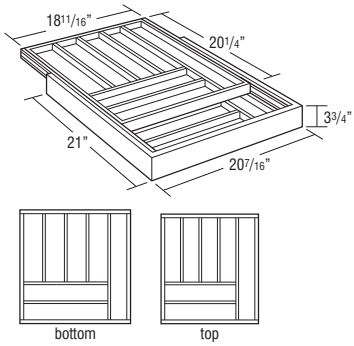

WTCD24

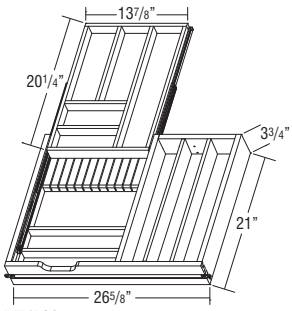

WTCD30

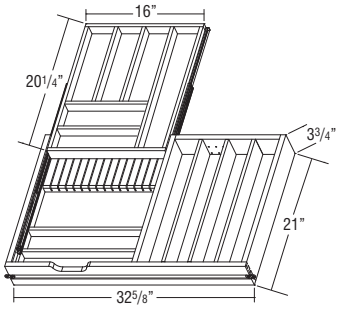

WTCD36

Description	Model	Price
WOOD TIERED K-CUP* DRAWER with INSTALLATION HARDWARE	**KCUP18**	785

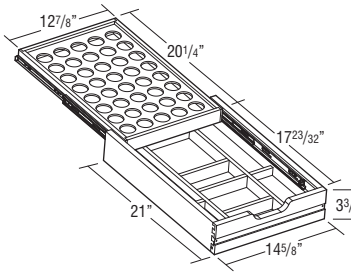

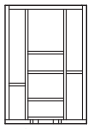
bottom


top

- Replaces standard drawer (5″ high frame opening).
- Requires field installation of drawer front.
- Holds 40 K-Cups.
- The Wood Tiered K-Cup Drawer is compatible with K-Cup pods only.
- For use with 24″ deep cabinets only.
- Exterior Wood Tiered K-Cup drawer box height is 3 3/4″, interior height of top tier is 1 5/8″, and interior height of bottom tier is 1 3/8″.
- Includes Drawer Guides.
- Only for use in 18″ wide units.

*K-Cup is a registered trademark of Keurig Green Mountain, Inc.

Modifications Are Not Available

CHARGING DRAWER (5 DAY)	**CHGDRW18**	1232

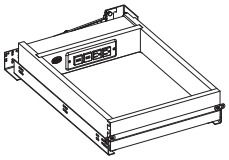

- Replaces standard drawer (5″ high frame opening).
- Requires field installation of drawer front.
- Designed for 18″ base cabinet drawers.
- Full extension, concealed Smart Stop slides.
- 110 lb. rated.
- 120V outlet must be installed in rear of cabinet within 10″ of bottom of drawer, in rear of cabinet.
- CUL US listed power strip with two 120V plugs and two 2.1 amp USB ports.
- Max Current: AC 15 amps @ 120VAC; USB 2.1 amp and 5 VDC each.
- Tamper resistant outlets.
- Power cord with NEMA 5-15 plug.
- Integrated cord guide mounts to cabinet side to ensure safe operation.
- Black, shock absorbing mat included.
- Special sizes not available.
- For use with 24″ deep cabinets only.
- Not available on Inset or Beaded Inset Styles.

Modifications Are Not Available

Description	Model	Price
WOOD TIERED VANITY DRAWER KIT (5 DAY)	**WTVD12**	493
	WTVD15	493
	WTVD18	493

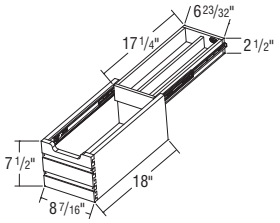

WTVD12

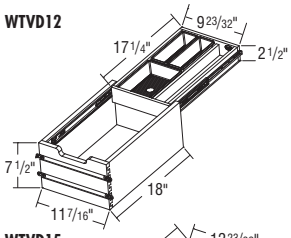

WTVD15

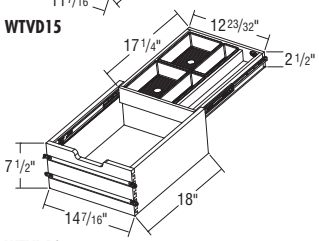

WTVD18

- Replaces deep drawer and slides.
- Requires field installation of drawer front.
- For use with 21″ deep cabinets only.
- Exterior Wood Tiered Vanity drawer box height is 7 1/2″, interior height of top tier is 2 1/4″, and interior height of bottom tier is 4 1/4″.

Modifications Are Not Available

TILT-OUT TRAY(S) STAINLESS STEEL for USE BEHIND FALSE DRAWER FRONT (5 DAY)	**TOTSSS10**	270
	TOTSSS13	270
	TOTSSS16	270
	TOTSSS19	270
	TOTSSS25	270
	TOTSSS31	270

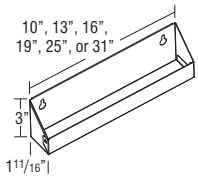

- Tilt-out trays protrude 3/4″ into the cabinet on Full Overlay Styles and 1 11/16″ into Inset and Beaded Inset styles.
- Two tilt-out scissor hinges per tray.

For field installation behind drawer fronts on SB and VSB units.

Cabinet Width	No. of Cabinet False Panels on Cabinet	Tilt-out Tray to Order	No. of Tilt-out Trays Needed
18″	1	TOTSSS13	1
21″	1	TOTSSS16	1
24″	1	TOTSSS19	1
27″	1	TOTSSS19	1
30″	1	TOTSSS25	1
33″	1	TOTSSS25	1
33″	2	TOTSSS10	2
36″	1	TOTSSS31	1
36″	2	TOTSSS13	2
39″	1	TOTSSS31	1
39″	2	TOTSSS13	2
42″	2	TOTSSS16	2
45″	2	TOTSSS16	2
48″	2	TOTSSS19	2

Modifications Are Not Available

Description	Model	Price
U-SHAPED ROLL TRAY KIT	**URT24SP**	406
	• Available in 1/4″ increments from 24″ to 26 3/4″ wide	
	URT27SP	453
	• Available in 1/4″ increments from 27 1/4″ to 29 3/4″ wide	
	URT30SP	453
	• Available in 1/4″ increments from 30 1/4″ to 32 3/4″ wide	
	URT33SP	453
	• Available in 1/4″ increments from 33 1/4″ to 35 3/4″ wide	
	URT36SP	453

U-SHAPED DRAWER ON SELECT BATH BASE CABINETS

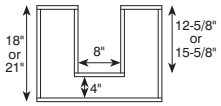

Notes below apply to all products in section above:

- 8″ and 4″ dimensions of U-shape stays constant for all drawer box sizes, the legs of U-shape are either 12 5/8″ or 15 5/8″.
- Available in conjunction with Scooped Drawer.
- Not available with: Any drawer insert or pull-out (CD, BB, WTCD, etc.).

End Panel Options

INTGE	IPE
✓	

Custom Modification Options

IW	PTOWB	RD	SCPDRW

Description	Model	Price
U-SHAPED DEEP ROLL TRAY KIT	**UDRT24SP**	406
	• Available in 1/4″ increments from 24″ to 26 3/4″ wide	
	UDRT27SP	453
	• Available in 1/4″ increments from 27 1/4″ to 29 3/4″ wide	
	UDRT30SP	453
	• Available in 1/4″ increments from 30 1/4″ to 32 3/4″ wide	
	UDRT33SP	453
	• Available in 1/4″ increments from 33 1/4″ to 35 3/4″ wide	
	UDRT36SP	453

U-SHAPED DRAWER ON SELECT BATH BASE CABINETS

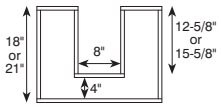

Notes below apply to all products in section above:

- 8″ and 4″ dimensions of U-shape stays constant for all drawer box sizes, the legs of U-shape are either 12 5/8″ or 15 5/8″.
- Available in conjunction with Scooped Drawer.
- Not available with: Any drawer insert or pull-out (CD, BB, WTCD, etc.).

End Panel Options

INTGE	IPE

Custom Modification Options

IW	PTOWB	RD	SCPDRW
			✓

Description	Model	Price
BATH GLASS SHELF	**GSK1221**	301
	GSK1521	313
	GSK1821	318
	GSK2121	356
	GSK2421	373
	GSK2721	380
	GSK3021	389

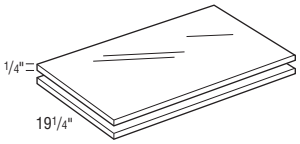

- Kit includes two 1/4″ tempered glass shelves.
- Glass shelves sized to fit standard cabinet with no modifications that affect the size of the shelf. Integral End, Inset Panel End, Clipped Corner modification not available in conjunction with glass shelf kit.

Modifications Are Not Available

Description	Model	Price
GLASS SHELF KITS	**GSK912**	217
	NEW **GSK913**	217
	GSK1206	204
	GSK1209	204
	GSK1212	229
	NEW **GSK1213**	229
	GSK1506	211
	GSK1509	211
	GSK1512	239
	NEW **GSK1513**	239
	GSK1806	217
	GSK1809	217
	GSK1812	243
	NEW **GSK1813**	243
	GSK2106	247
	GSK2109	247
	GSK2112	285
	NEW **GSK2113**	285
	GSK2406	259
	GSK2409	259
	GSK2412	298
	NEW **GSK2413**	298
	GSK2706	264
	GSK2709	264
	GSK2712	306
	NEW **GSK2713**	306
	GSK3006	270
	GSK3009	270
	GSK3012	315
	NEW **GSK3013**	315
	GSK3306	286
	GSK3309	286
	GSK3312	335
	NEW **GSK3313**	335
	GSK3606	301
	GSK3609	301
	GSK3612	363
	NEW **GSK3613**	363
	GSKDW24*	456
	GSKDW24P	467
	NEW **GSKDW2413**	456
	NEW **GSKDW2413P**	467
	GSKDW27	456

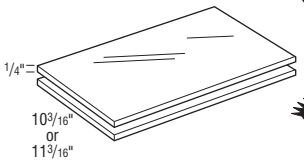

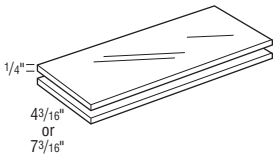

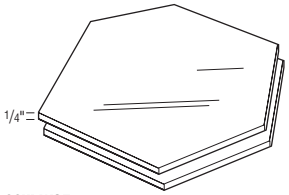

GSKDW27

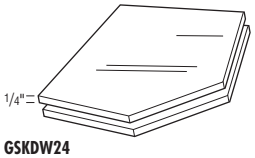

GSKDW24

* Glass Shelves not available for DW182424 L or R, DW242424 L or R, and DW242727 L or R.

- Kit includes two 1/4″ tempered glass shelves.
- Glass shelves sized to fit standard cabinet with no modifications that affect the size of the shelf. Integral End, Inset Panel End, Clipped Corner modification not available in conjunction with glass shelf kit.

Modifications Are Not Available

Description	Model	Price
HEARTH TOWER PULL-OUT KIT	**HPPKIT12**	829

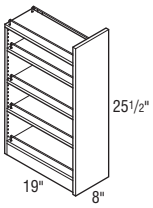

- Smart Stop feature not available.

Modifications Are Not Available

Description	Model	Price
LAZY SUSAN KIT	**DWLKIT24**	171
	• For DW Diagonal Wall 30″ Opening	
	BLSKIT33	255
	• For BLS33 L or R Lazy Susan Base 33	
	BLSKIT36	255
	• For BLS36 L or R Lazy Susan Base 36	
	BER36SKIT	331
	• For SLSB36 Square Lazy Susan Base 36	
	DAB36KIT	393
	• For DAB36S L or R Diagonal Square Lazy Susan Base 36	

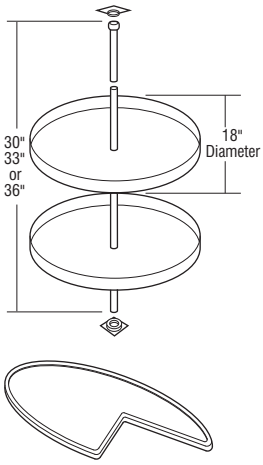

Notes below apply to all products in section above:

- Includes 2 roto trays; pole and hardware included.

	BRDB36KIT	637
	• For BRDB36 L or R Base Rotating Deep Bin 36	
	SLS33KIT	329
	• For SSS33 Super Space Saver 33	
	SLS36KIT	333
	• For SSS36 Super Space Saver 36	
	SLSCR33KIT	515
	• For SLSCR3336 L or R and SLSCR33RS L or R	
	SLSCR36KIT	561
	• For SLSCR36 L or R and SLSCR36RS L or R	

Notes below apply to all products in section above:

- Includes 1 roto tray; shelf not included.
- Mounts to shelf or floor, no pole or hardware required.

Modifications Are Not Available

Description	Model	Price
LAZY SUSAN POLE KIT	**LSPOLEKIT**	113

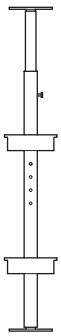

- Required for DWLKIT24, BLSKIT33, BLSKIT36, BER36SKIT and DAB36KIT.
- Includes pole and required hardware.

Modifications Are Not Available

Description	Model	Price
LID ORGANIZER	**LO**	366

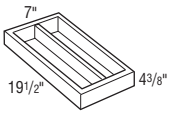

- Available only for 24″ deep cabinets with roll tray.
- 7″ W x 19 1/2″ D x 4 3/8″ H.
- Each opening is 2 3/4″.

Modifications Are Not Available

Description	Model	Price
MIXER SHELF with POP-UP SHELF and INSTALLATION HARDWARE	**MIXKIT18**	1057
	• For 18″ wide base cabinet	
	MIXKIT21	1063
	• For 21″ wide base cabinet	
	MIXKIT24	1069
	• For 24″ wide base cabinet	

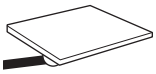

- Mixer Shelf features Smart Stop.
- For use in cabinet with full height door only.

Modifications Are Not Available

Description	Model	Price
PEGGED DISH ORGANIZER	**PDO**	486
	• 8 posts and board	
	PDOPOSTS	118
	• 4 posts	

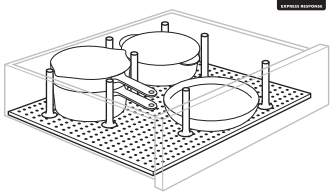

- For use in 36″ wide Base Cabinets.
- Pegged board is 19/32″ thick.
- 29 15/16″ x 19 1/2″.

Modifications Are Not Available

Description	Model	Price
PLASTIC STORAGE BINS for BPSB	**PSBKIT15**	446
	• For 15″ wide base cabinet	
	PSBKIT18	446
	• For 18″ wide base cabinet	

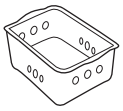

- Kit includes 3 storage bins.

Modifications Are Not Available

Description	Model	Price
POTS and PANS PULL-OUT KITS	**PPP24KIT**	1132
	PPP30KIT	1537

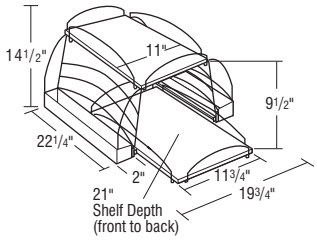

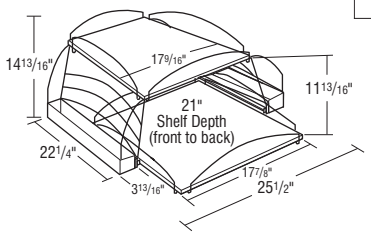

- Smart Stop feature not available on pull-out.
- Pull-out mounts to floor of cabinet.
- 24″ pull-out dimensions: 19 3/4″ W x 14 1/2″ H x 22 1/4″ D
- 30″ pull-out dimensions: 25 1/2″ W x 14 13/16″ H x 22 1/4″ D

Modifications Are Not Available

ROLL TRAY KIT – ONE ROLL TRAY PER KIT

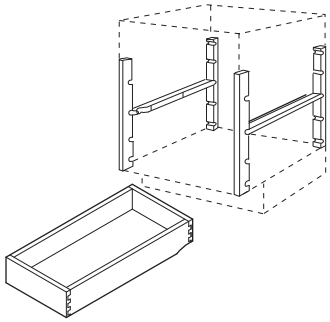

ROLL TRAY QUANTITY	MINIMUM OPENING HEIGHT
1	9
2	9
3	13.5
4	17.5
5	21

Model	Price
RT12SP	406
RT13.5SP	406
RT15SP	406
RT16.5SP	406
RT18SP	406
RT19.5SP	406
RT21SP	406
RT22.5SP	406
RT24SP	406
RT27SP	453
RT30SP	453
RT33SP	453
RT36SP	453
DGK12FXSRTPG*	213
DGK15FXSRTPG*	213
DGK18FXSRTPG*	213
DGK21FXSRTPG*	213
DGK24FXSRTPG*	213

*Includes slides, uprights, and cross-members.
- Wooden trays with wood mounting brackets and mounting slides.
- If cabinet has FFD on end, roll trays will not install properly.
- Widths 39″ and over will require two roll trays.
- Reduced Depths available in 1/4″ increments from 12″ to 23 3/4″.
- Increased Widths available in 1/4″ increments. See page G•46 for details.
- All available modifications include: Increased Widths and Reduced Depths.
- Not available on peninsula cabinets.

End Panel Options

INTGE	IPE[1]
✓	✓

Custom Modification Options

IW[2]	PTOWB	RD[1]	SCPDRW
✓		✓	

[1] Not available on DGK versions.
[2] Not available on DGK versions or RT36SP.

DEEP ROLL TRAY KIT – ONE ROLL TRAY PER KIT

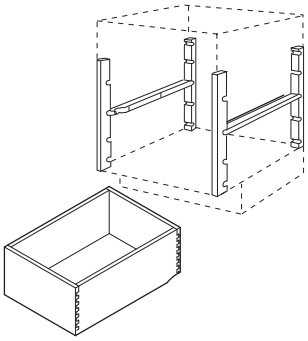

ROLL TRAY QUANTITY	MINIMUM OPENING HEIGHT
1	9
2	20
3	30
4	41
5	51

Model	Price
DRT12SP	552
DRT13.5SP	552
DRT15SP	552
DRT16.5SP	552
DRT18SP	552
DRT19.5SP	552
DRT21SP	552
DRT22.5SP	552
DRT24SP	552
DRT27SP	599
DRT30SP	599
DRT33SP	599
DRT36SP	599
DDGK12FXSRTPG*	213
DDGK15FXSRTPG*	213
DDGK18FXSRTPG*	213
DDGK21FXSRTPG*	213
DDGK24FXSRTPG*	213

*Includes slides, uprights, and cross-members.
- Wooden trays with wood mounting brackets and mounting slides.
- If cabinet has FFD on end, roll trays will not install properly.
- Widths 39″ and over will require two roll trays.
- Reduced Depths available in 1/4″ increments from 12″ to 23 3/4″.
- Increased Widths available in 1/4″ increments. See page G•46 for details.
- All available modifications include: Increased Widths and Reduced Depths.
- Not available on peninsula cabinets.

End Panel Options

INTGE[1]	IPE[1]
✓	✓

Custom Modification Options

IW[1]	PTOWB	RD[1]	SCPDRW
✓		✓	

[1] Not available on DDGK versions.

Description	Model	Price
NEW SCOOPED ROLL TRAY KIT – ONE ROLL TRAY PER KIT	SRT12SP	466
	SRT13.5SP	466
	SRT15SP	466
	SRT16.5SP	466
	SRT18SP	466
	SRT19.5SP	466
	SRT21SP	466
	SRT22.5SP	466
	SRT24SP	466
	SRT27SP	513
	SRT30SP	513
	SRT33SP	513
	SRT36SP	513
	SDGK21FXSRTPG*	273
	SDGK24FXSRTPG*	273

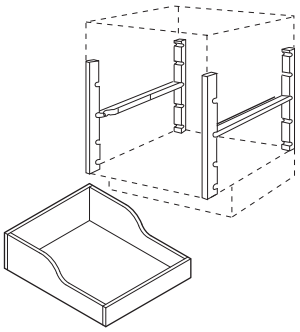

ROLL TRAY QUANTITY	MINIMUM OPENING HEIGHT
1	9
2	16
3	24
4	33
5	41

*Includes slides, uprights, and cross-members only. Roll Tray not included.
- Wooden trays with wood mounting brackets and mounting slides.
- If cabinet has FFD on end, roll trays will not install properly.
- Widths 39″ and over will require two roll trays.
- Reduced Depths available in 1/4″ increments from 21″ to 23 3/4″.
- Not available on peninsula cabinets.

End Panel Options

INTGE	IPE

Custom Modification Options

IW[1]	PTOWB	RD[1]	SCPDRW
✓		✓	

[1] Not available on SDGK versions.

SLIDING TOWEL BAR

5 DAY EXPRESS RESPONSE

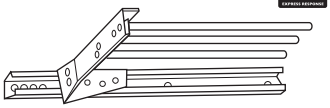

Model	Price
STR	176

- Minimum opening width is 9″.
- Not available in conjunction with Clipped Corner or Wide Stiles.
- Minimum cabinet depth of 21″.

Modifications Are Not Available

SPICE DRAWER

5 DAY EXPRESS RESPONSE

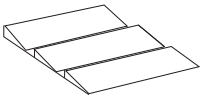

Model	Price
SD18	218
SD24	250

- Available in 24″ depth only.
- Not trimmable.

Modifications Are Not Available

SPICE PULL-OUT

5 DAY EXPRESS RESPONSE

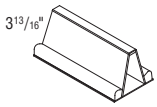

Model	Price
SPICE12PG	532
SPICE15PG	590

- Available in 24″ depth only.
- For BSP & BCS only.

Modifications Are Not Available

STEM GLASS HOLDER

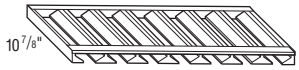

Model	Price
WGH15	233
WGH18	298
WGH21	363
WGH24	410
WGH27	467
WGH30	518
WGH33	575
WGH36	632

MODEL	DIM.	SLOTS
WGH15	12 1/8″	3
WGH18	16″	4
WGH21	19 13/16″	5
WGH24	19 7/8″	5
WGH27	23 21/32″	6
WGH30	27 17/32″	7
WGH33	31 7/16″	8
WGH36	34 7/16″	9

Modifications Are Not Available

TRAY DIVIDER

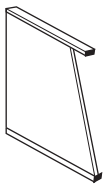

Model	Price
TDKIT21	199
TDKIT27	199

- Divider sent loose; use Modifications section for installed option.
- Two-sided with natural maple standard.

Modifications Are Not Available

TRAY DIVIDER ROLL-OUT

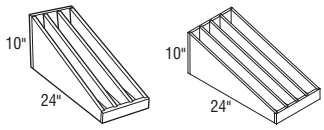

Model	Price
TDRO12	333
TDRO15	370
TDROHDWONLY*	213

*Includes slides, cross-members and uprights. TDROHDWONLY must be ordered for the installation of the TDRO.
- For 12″ and 15″ wide Base cabinets.
- 12″ dimensions – 7 9/16″ W x 21″ D x 10″ H.
- 15″ dimensions – 10 9/16″ W x 21″ D x 10″ H.
- Not available on Inset or Beaded Inset Styles.

Modifications Are Not Available

Description	Model	Price
VANITY BASE PULL-OUT KIT for VBP	**VBPKIT12**	829

- Smart Stop feature not available.

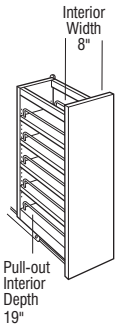

Modifications Are Not Available

Description	Model	Price
WALL SPICE PULL-OUT KIT for WSP	**WSPKIT09**	771
	WSPKIT12	829

- Pull-out features Smart Stop.

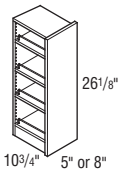

Modifications Are Not Available

Description	Model	Price
POWER POD storage SOLUTIONS	**PWRPODBK**	810
	• Sensio Power Pod - Black	
	PWRPODGM	1159
	• Sensio Power Pod - Gun Metal	
	PWRPODSS	1159
	• Sensio Power Pod - Stainless	

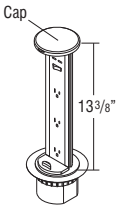

- Includes independent power switch, three electrical sockets, and two USB ports (located above power switch).
- 18″ of clearance required below surface mount location and 3 1/2″ diameter hole is required in countertop to install.
- This item requires field installation. This accessory can not be installed above drawers.
- Safe for countertop installation; rated IP54-splash proof from splashing water and water jets per IPX waterproof specifications; ETL approved-compliant for electrical and other safety standards to North American safety including: UL, ANSI, CSA, ASTM, and NFPA standards.
- When installed, top lip of strip sits on top of countertop with a pivoting handle. Handle is pulled up to bring bottom of power strip to countertop.

Modifications Are Not Available

Description	Model	Price
TABLET HOLDER	**TABLETHLDR**	308

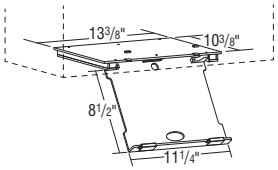

- Mounts under 15″ cabinet or wider.
- Designed for cabinets 12″ deep or deeper.
- Features an acrylic mounting base and pull-down tablet holder tray.
- Tray is movable forward and backward with a slight side to side rotation, and can be utilized at any position.
- Tray has side cut-outs for a charging cord and can be used to store most tablets when closed, depending on overall thickness, width, height, and weight of the tablet.
- Maximum dimensions for tablet: 11 1/4″ x 8 1/2″ x 1 1/8″ thick. Maximum tablet weight is 3 1/2 lbs.
- Tablet Holder has an overall height of 1 17/32″ when installed and in closed position (measured from the bottom panel of the cabinet), 0.78″ visible from front of cabinet when closed.
- Installation instructions included.

Modifications Are Not Available

Description	Model	Price
WASTEBASKET ASSEMBLY with INSTALLATION HARDWARE for BWB CABINET with DRAWER	**BWB15KIT**	633
	• For 15″ wide base cabinet	
	BWB15KIT2	645
	• For 15″ wide base cabinet	
	BWB18KIT	666
	• For 18″ wide base cabinet	
	BWB21KIT	707
	• For 21″ wide base cabinet	
	BWB24KIT	742
	• For 24″ wide base cabinet	

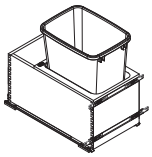

BWB15KIT

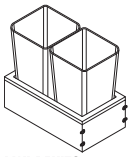

BWB15KIT2

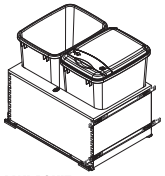

BWB18KIT

BWB21KIT-BWB24KIT

- Wastebasket dimensions for BWB**KIT – 14 3/8″ W x 18″ H x 10 1/2″ D.
- Wastebasket dimensions for BWB15KIT2 – 10 5/8″ W x 17 3/4″ H x 10 5/8″ D.
- BWB15KIT includes one 35 quart wastebasket.
- BWB15KIT2 has two 27 quart wastebaskets.
- BWB18KIT, BWB21KIT, and BWB24KIT hold two 35 quart wastebaskets. One wastebasket includes lid.
- Wastebasket is a metallic gray.
- Full height door recommended for 21″ and 24″ dual wastebaskets on inset cabinets. For non-full height door styles, it is recommended that the front wastebasket be removed for easier removal of the back wastebasket.
- Wastebasket pull-out box will be 6 3/8″ high.

End Panel Options

INTGE	IPE

Custom Modification Options

IW	PTOWB[1]	RD	SCPDRW
	✓		

[1] Not available on 24″ version.

Description	Model	Price
WASTEBASKET ASSEMBLY with INSTALLATION HARDWARE for BWB CABINET with FULL HEIGHT DOOR	**BWB15FHKIT**	1107
	• For 15″ wide base cabinet	
	BWB15FHKIT2	645
	• For 15″ wide base cabinet	
	BWB18FHKIT	1132
	• For 18″ wide base cabinet	
	BWB18FHKIT2	665
	• For 18″ wide base cabinet	
	BWB21FHKIT	1136
	• For 21″ wide base cabinet	
	BWB24FHKIT	1136
	• For 24″ wide base cabinet	

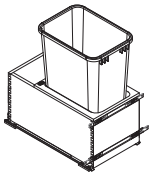

BWB15FHKIT-BWB18FHKIT

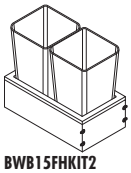

BWB15FHKIT2

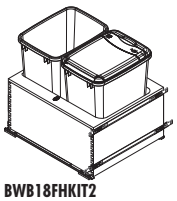

BWB18FHKIT2

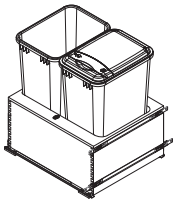

BWB21FHKIT-BWB24FHKIT

- Wastebasket dimensions for BWB**FHKIT – 14 3/4″ W x 21 3/4″ H x 10 11/16″ D.
- Wastebasket dimensions for BWB15FHKIT2 – 10 5/8″ W x 17 3/4″ H x 10 5/8″ D.
- Wastebasket dimensions for BWB18FHKIT2 – 10 1/2″ W x 18″ H x 14 3/8″ D
- BWB15FHKIT and BWB18FHKIT hold one 50 quart wastebasket.
- BWB15FHKIT2 has two 27 quart wastebaskets.
- BWB18KITFH2 has two 35 quart wastebaskets and one lid.
- BWB21FHKIT and BWB24FHKIT hold two 50 quart wastebaskets. One wastebasket includes lid.
- Wastebasket is a metallic gray.
- BWB15FHKIT2 will have a 6 3/8″ high wastebasket pull-out box.
- BWB**FHKIT and BWB18FHKIT2 will have a 10″ high wastebasket pull-out box.
- Full height door recommended for 21″ and 24″ dual wastebaskets on inset cabinets. For non-full height door styles, it is recommended that the front wastebasket be removed for easier removal of the back wastebasket.

End Panel Options

INTGE	IPE

Custom Modification Options

IW	PTOWB[1]	RD	SCPDRW
	✓		

[1] Not available on 24″ version.

Description	Model	Price
WASTEBASKET ONLY for BWB (27 QUART)	**WASTEBIN27**	54

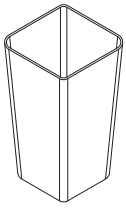

- For 15″ wide base cabinets.
- For 6 3/8″ high wastebasket pull-out box.
- 2 wastebaskets required.
- Wastebasket dimensions – 10 5/8″ W x 10 5/8″ D x 17 3/4″ H.
- Wastebasket is a metallic gray.

Modifications Are Not Available

Description	Model	Price
WASTEBASKET ONLY for BWB (35 QUART)	**WASTEBIN35**	59

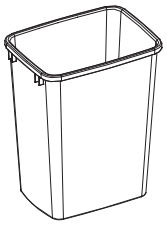

- For 15″, 18″, 21″ and 24″ wide base cabinets.
- 2 wastebaskets required for 18″, 21″, or 24″ wide base cabinets.
- Wastebasket dimensions – 14 1/4″ W x 17 7/8″ H x 10 7/16″ D.
- Wastebasket is a metallic gray.
- For 6 3/8″ high wastebasket pull-out box.

Modifications Are Not Available

Description	Model	Price
WASTEBASKET ONLY for BWB (50 QUART)	**WASTEBIN50**	91

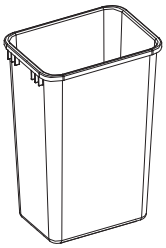

- For 18″ and 21″ wide base cabinets.
- One 50 quart wastebasket for 18″ application.
- Two 50 quart wastebaskets for 21″ application.
- Wastebasket dimensions – 14 3/4″ W x 21 3/4″ H x 10 11/16″ D.
- Wastebasket is a metallic gray.
- For 10″ high wastebasket pull-out box.

Modifications Are Not Available

Description	Model	Price
BASE WASTEBASKET LID	**BWBLID**	86

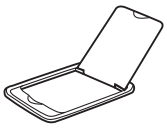

- Designed to be used with the BWB trash units.
- Fits 35 quart wastebaskets.
- Sold individually.

Modifications Are Not Available

Description	Model	Price
BASE WASTEBASKET LID	**BWBFHLID**	86

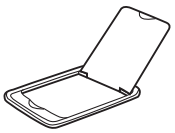

- Designed to be used with the BWB_ _FH trash units.
- Fits 50 quart wastebaskets.
- Sold individually.

Modifications Are Not Available

Description	Model	Price
CHROME HAMPER with CREME LINEN LINER ONLY for VBH/VSHDB/4DVSHDB/LCRH	**HAMPERKIT18**	809
	• For 18″ wide base cabinet	

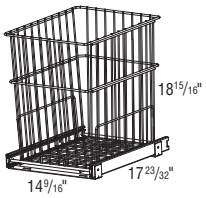

- Hamper size is 14 9/16″ W x 17 23/32″ D x 18 15/16″ H .

Modifications Are Not Available

Description	Model	Price

AUTOMATIC OPENING MECHANISM PARTS

AUTOMATIC OPENING MECHANISM ACTIVATION SWITCH

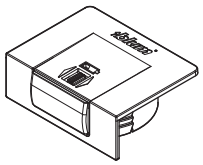

Model	Price
AOMACTSWITCH	213

Modifications Are Not Available

AUTOMATIC OPENING MECHANISM CABLE CONNECTOR

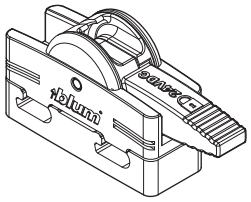

Model	Price
AOMCABLECONN	40

Modifications Are Not Available

AUTOMATIC OPENING MECHANISM CABLE END PROTECTOR

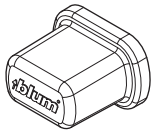

Model	Price
AOMCABLEPROT	12

Modifications Are Not Available

AUTOMATIC OPENING MECHANISM UNIVERSAL CABLE, 26′

Model	Price
AOMCABLE	241

Modifications Are Not Available

AUTOMATIC OPENING MECHANISM CABLE CLIP

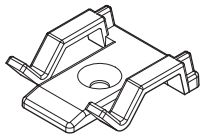

Model	Price
AOMCABLECLIP	21

Modifications Are Not Available

LID PULL-OUT KIT

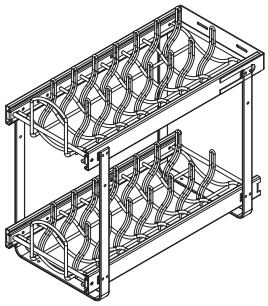

Model	Price
LH12KIT	1196

- Lid pull-out will hold 6 lids per tray.
- Maximum lid diameter is 8 1/2″ on bottom tray and 9 3/4″ on top tray.
- Requires a minimum opening of 12″ wide x 24 1/2″ high x 21″ deep.
- Installation to bottom and back, may require block out on side for extra support.

Modifications Are Not Available

Description	Model	Price

POTS and PANS PULL-OUT KIT

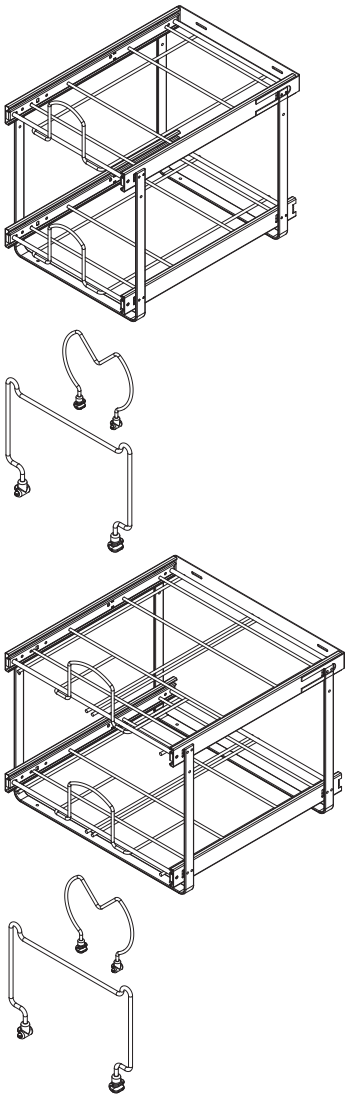

Model	Price
PPH15KIT	1265
PPH21KIT	1688

- PPH15KIT Pots and Pans pull-out includes 8 dividers per tray for adjustable storage.
- PPH15KIT requires a minimum opening of 15″ wide x 24 1/2″ high x 21″ deep.
- PPH21KIT Pots and Pans pull-out includes 16 dividers per tray for adjustable storage.
- PPH21KIT requires a minimum opening of 21″ wide x 24 1/2″ high x 21″ deep.
- Installation to bottom and back, may require block out on side for extra support.

Modifications Are Not Available

CABMAT™

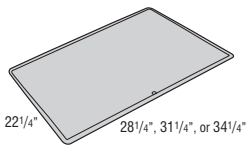

Model	Price
CABMAT30	296
CABMAT33	296
CABMAT36	296

- Designed to capture spills and is removable for cleaning.
- Not trimmable. Can also be used in wider cabinets but will create a small void of unprotected area along the end panels.
- CabMat™ is also available installed as a modification for easy size selection by cabinet, see CMAT on page G•37.
- Inset on sink base cabinets will utilize the vanity CabMat™ size.

	Liquid Capacity		Cabinet Size	
	Gallons	Liters	Width	Depth
CABMAT30	2.0	7.6	30″	24″
CABMAT33	2.4	9.0	33″	24″
CABMAT36	2.7	10.2	36″	24″

Modifications Are Not Available

Description	Model	Price
CABMAT™ VANITY	**CABMATV24**	296
	CABMATV30	296
	CABMATV36	296

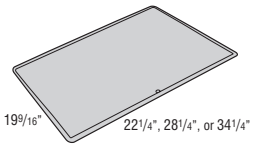

- Designed to capture spills and is removable for cleaning.
- Not trimmable. Can also be used in wider cabinets but will create a small void of unprotected area along the end panels.
- CabMat™ is also available installed as a modification for easy size selection by cabinet, see CMAT on page G•37.
- CabMat™ not available on inset vanity cabinets.

	Liquid Capacity		Cabinet Size	
	Quarts	Liters	Face Frame Opening	Depth
CABMATV24	2.5	2.4	21″-24″	21″
CABMATV30	3.3	3.1	27″-30″	21″
CABMATV36	3.9	3.7	33″	21″

Modifications Are Not Available

SINK BASE CLEANING CADDY

SBCADDYSM 914

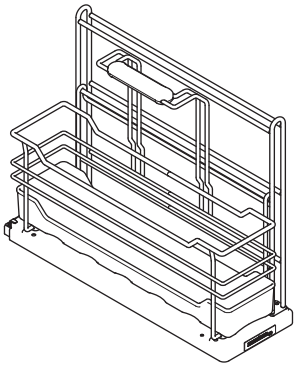

- Includes one removable basket with handle and four dividers.
- Bottom mounted full extension, Smart Stop slides.
- Caddy dimensions are 6 3/8″ wide x 15 3/4″ high x 18 1/2″ deep.
- Caddy fits in cabinets with a minimum: 9″ wide x 16″ high (frame opening) x 21″ deep.

Modifications Are Not Available

SINK BASE CLEANING CADDY

SBCADDY 1196

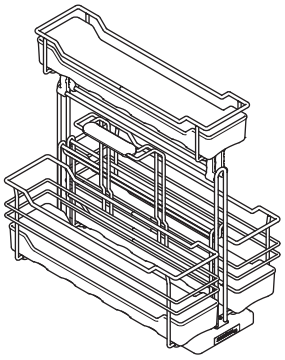

- L or R designates installed side.
- Includes one removable basket with handle, one basket without handle, swivel basket and 8 dividers.
- Bottom mounted full extension, Smart Stop slides.
- Caddy dimensions are 11″ wide x 20″ high x 18 1/2″ deep.
- Caddy fits in cabinets with a minimum: 12″ wide (15″ for inset) x 20 1/2″ high (frame opening) x 21″ deep.

Modifications Are Not Available

Description	Model	Price

MISCELLANEOUS ITEMS

PLASTIC SHELF CLIPS – STANDARD

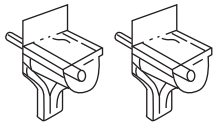

SHELFPEGS 10

- Includes 12 plastic shelf clips and 3mm steel pin with clear plastic shoulder.

Modifications Are Not Available

MULLION DOOR CLIPS

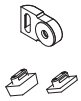

MDCLIPS 27

- Package of 6 includes clear plastic retainer clips, screws, and PVC inserts.
- For use when inserting glass for Kemper Emerge Mullion Doors and Cut-for-glass Doors.
- Five styles of PVC inserts are included for varying glass thickness and/or door styles.

Modifications Are Not Available

RETAINER CLIPS

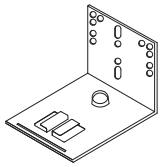

RETAINER 8

- Sold in pairs.

Modifications Are Not Available

STEM BUMPER PADS

BUMPERSTEM 5

- Sold in quantities of 10.

Modifications Are Not Available

HINGE SPACERS

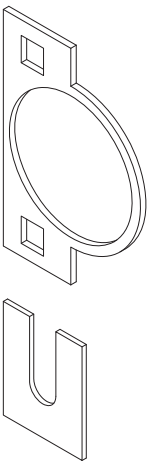

HNGSPACER 5

- Specify round or U-shaped.
- Round spacer fits behind hinge on door. U-shaped spacer fits behind hinge plate on face frame.

Modifications Are Not Available

Description	Model	Price
ROLL TRAY BUMPER PADS	**BUMPERRT**	15

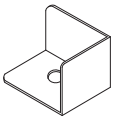

- Sold in quantities of 4.

Modifications Are Not Available

Description	Model	Price
INSET MAGNETIC CATCHES	**MAGCATCHINSET**	19

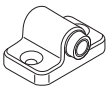

- Sold individually.
- Includes strike plate.

Modifications Are Not Available

Description	Model	Price
TURNBUCKLES for FALSE DRAWER FRONTS	**FALSEPANELCLIP**	8

Modifications Are Not Available

Description	Model	Price
FULL EXTENSION DRAWER and ROLL TRAY SLIDES	**DGK12FXSPG** (Undermount with Smart Stop)	127
	DGK15FXSPG (Undermount with Smart Stop)	127
	DGK18FXSPG (Undermount with Smart Stop)	127
	DGK21FXSPG (Undermount with Smart Stop)	127
	DGK24FXSPG (Undermount with Smart Stop)	127

Modifications Are Not Available

Description	Model	Price
EDGEBANDING	**BANDVEN**	6

- Veneer is unfinished.
- Price per foot.
- Minimum: 1′.
- Maximum: 10′.

Modifications Are Not Available

Description	Model	Price
HINGES	**942HINGE** 3/4″ 170°	27
	3/4HINGESC 3/4″	27
	32049HINGE Bifold	27
	FOSCHINGE Full Overlay Smart Stop	27
	HINGEI170	27
	HINGEISC	27
	SCISSORHINGE	27

942HINGE

3/4HINGESC

32049HINGE

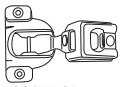

FOSCHINGE

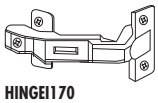

HINGEI170

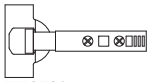

HINGEISC

- Price per pair.

Code	Hinge	Where Used
942HINGE	3/4″ Overlay Concealed	All 3/4″ overlay units requiring a 170° hinge (requires a hinge and plate #)
3/4HINGESC	3/4″ Overlay Concealed	All 3/4″ overlay units that do not require a 170° hinge
32049HINGE	Bifold	All corner units (requires a hinge and plate #) 60°
FOSCHINGE	1 5/16″ Overlay FOL Concealed Smart Stop	All FOL units except those requiring a 170° hinge
HINGEI170	Inset 170° Concealed	All Inset Units requiring a 170° inset hinge
HINGEISC	Inset Concealed Smart Stop	All Inset Units except those requiring a 170° inset hinge
SCISSORHINGE	Scissor Hinge	Used in Tilt-out Applications

Modifications Are Not Available

Description	Model	Price
HINGE ANGLE RESTRICTION CLIP	**HINGERESCLIP**	12

- Sold in pairs.
- Restricts hinges to 86° opening capability.
- Works only with 3/4HINGESC and FOSCHINGE.
- Not for use with bifold hinges or 170° corner hinges.
- Not recommended for cabinets with roll trays.

Modifications Are Not Available

Description	Model	Price
HINGE ANGLE RESTRICTION CLIP INSET	**HINGERESCLIPIN**	13

- Sold in pairs.
- Restricts hinges to 87° opening capability.
- Works only with HINGEISC. Will not work with finial hinges.
- Not for use with bifold hinges or 170° corner hinges.
- Not recommended for cabinets with roll trays.

Modifications Are Not Available

Description	Model	Price
HINGE RESTRICTION CLIP for WTH-BF and WTH-SL (5 DAY)	**WTHBF104CLIP**	21
	WTHBF83CLIP	21
	WTHSL100CLIP	12
	WTHSL75CLIP	12

WTHBF104CLIP

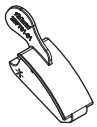
WTHBF83CLIP

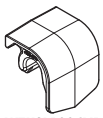
WTHSL100CLIP

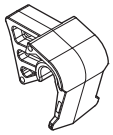
WTHSL75CLIP

- Sold in pairs.
- WTH-BF restricts hinges to 104° or 83° opening.
- WTH-SL restricts hinges to 100° or 75° opening.

Modifications Are Not Available

Description	Model	Price
HINGE PLATES (5 DAY)	**HINGEISCPLT1**	8
	HINGEISCPLT2	8

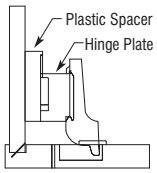

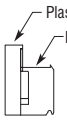

HINGEISCPLT1

- Plate attaches to the end panel.
- Plastic spacer included.
- Available on Inset and Beaded Inset Styles only.

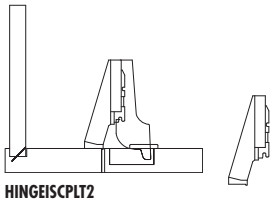
HINGEISCPLT2

- Plate attaches to the back side of the face frame.
- Used where Hinge Plate cannot be attached to the End Panel (i.e. Wide Stiles, Clipped Corners, etc.).
- Available on Inset and Beaded Inset Styles only.

Modifications Are Not Available

Description	Model	Price
PREMIUM DOOR MECHANISM (5 DAY)	**PDM**	39

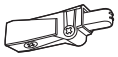

- Includes all installation hardware.
- Creates a smooth and silent self-closing motion.
- Recommended PDMs per cabinet: 1 per door on any door with 2 hinges and 2 per door on any door with 3 or more hinges.
- Additional PDMs may be required when an accessory item is attached to the cabinet door.
- Not recommended for use on bifold doors.
- Not available with finial hinges.

Modifications Are Not Available

Description	Model	Price
NEW **INSET FINIAL HINGES** (5 DAY)	**HIFAB2**	27
	HIFBN2	27
	HIFMB2	27
	HIFORB2	27

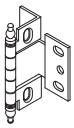

- Sold in pairs.
- Available on Inset and Beaded Inset Door Styles only.
- AB = Antique Brass,
  BN = Brushed Nickel,
  MB = Matte Black,
  ORB = Oil Rubbed Bronze.

Modifications Are Not Available

Description	Model	Price
NEW **CABINET CARE KIT (PURE&SIMPLE™)** (5 DAY)	**CABCLEANKIT**	50

- PURE&SIMPLE™ Cabinet Care Kit includes one 16 ounce spray bottle of cleaning solution and a small microfiber cloth.
- Safe for use on wood and laminate cabinet surfaces.

Modifications Are Not Available

Description	Model	Price
INSTALLATION HARDWARE PARTS	**BUMPERPADS***	8
	BRKOFFSCREW8/32	10

- Sold in quantities of 25.

*Rubber bumper pads.

Modifications Are Not Available

HARDWARE

DECORATIVE PULLS and KNOBS

5 DAY EXPRESS RESPONSE

Description	Model	Price
	PULLT001 • Pull - Brushed Satin Nickel • C/C: 7″ L: 8″ W: 3/8″ P: 1 1/2″	77
	KNOBT002 • Knob - Brushed Satin Nickel • C/C: 1 1/4″ L: 2″ W: 3/8″ P: 1 1/2″	36
	KNOBT013 • Knob - Tuscan Bronze • D: 1 1/4″ P: 1 1/16″	43
	NEW **KNOBRH20** • Rustic Knob - Bronze Highlight • L: 1 7/16″ W: 1 7/16″ P: 1 3/32″	30
	PULLRH21 • C/C: 3″	12
	PULLH50 • Pull - Satin Nickel • C/C: 5″ L: 5″ W: 5/16″ P: 1 1/4″	45
	PULLH63 • Pull - Satin Nickel • C/C: 96mm L: 4 1/8″ W: 1/2″ P: 1 1/16″	38
	KNOBH100 • Acrylic Knob with Satin Nickel base • D: 1 3/8″ P: 1 3/8″ B: 3/4″	28
	PULLH105 • 1.75″ Tab Pull - Satin Nickel • C/C: 1″ L: 1 3/4″ W: 1″ P: 1 3/4″	28
	PULLH106 • 7″ Tab Pull - Satin Nickel • C/C: 160mm L: 7″ W: 1″ P: 1 3/4″	42
	PULLH107 • 12″ Tab Pull - Satin Nickel • C/C: 12″ L: 13″ W: 1″ P: 1 13/16″	70
	KNOBH108 • Contemporary Knob - Iced Tea Nickel • L: 1 7/16″ W: 11/16″ P: 1″ B: 1/2″	29
	PULLH115 • 128mm SP Pull - Black Mist • C/C: 128mm L: 6 3/8″ W: 1/2″ P: 1″	28
	KNOBH116 • SP Square Knob - Black Mist • L: 1 5/16″ W: 1 1/4″ P: 1 1/8″ B: 3/8″	27
	KNOBH117 • 1.32″ Knob - Refined Bronze • L: 1 5/16″ W: 1 5/16″ P: 1 3/16″ B: 7/8″	29

D = Diameter
P = Projection (Hardware Depth)
L = Length
W = Width
B = Base
C/C = Center to Center

DECORATIVE PULLS and KNOBS (cont'd)

5 DAY EXPRESS RESPONSE

Description	Model	Price
	KNOBH118 • 1.32″ Knob - Satin Nickel • L: 1 5/16″ W: 1 5/16″ P: 1 3/16″ B: 7/8″	29
	PULLH119 • 160mm Pull - Refined Bronze • C/C: 160mm L: 7 1/8″ W: 3/4″ P: 1″	40
	PULLH120 • 160 Pull - Satin Nickel • C/C: 160mm L: 7 1/8″ W: 3/4″ P: 1″	40
	PULLH122 • Pull - Satin Nickel • C/C: 12″ L: 12 3/4″ W: 7/8″ P: 1 3/16″	61
	KNOBH127 • 1.5″ Round Knob - Silver Stone • D: 1 1/2″ P: 1″ B: 7/8″	28
	PULLH128 • 160mm Pull - Silver Stone • C/C: 160mm L: 7 1/2″ W: 3/4″ P: 1 1/16″	38
	PULLH129 • Pull - Stainless Steel • C/C: 128mm L: 6 3/8″ W: 7/16″ P: 1 1/8″	28
	PULLH130 • Pull - Oil-Rubbed Bronze • C/C: 128mm L: 6 3/8″ W: 7/16″ P: 1 1/8″	28
	PULLH131 • Pull - Stainless Steel • C/C: 224mm L: 10″ W: 1/2″ P: 1 3/8″	33
	PULLH132 • Pull - Oil-Rubbed Bronze • C/C: 224mm L: 10″ W: 1/2″ P: 1 3/8″	33
	KNOBH135 • Knob - Stainless Steel • L: 1 3/4″ W: 1/2″ P: 1 1/8″ B: 1/2″	29
	KNOBH136 • Knob - Oil-Rubbed Bronze • L: 1 3/4″ W: 1/2″ P: 1 1/8″ B: 1/2″	29
	PULLH141 • Pull - Stainless Steel • C/C: 128mm L: 7 3/8″ W: 1/2″ P: 1 1/4″	27
	PULLH142 • Pull - Stainless Steel • C/C: 192mm L: 9 15/16″ W: 1/2″ P: 1 1/4″	28
	PULLH143 • Pull - Stainless Steel • C/C: 384mm L: 17 1/2″ W: 1/2″ P: 1 1/4″	34
	PULLH144 • 160 mm Pull - Iced Tea Nickel • C/C: 160mm L: 6 5/16″ W: 9/16″ P: 1 1/16″	32
	KNOBM148 • Knob - Antique Pewter • L: 2 5/8″ W: 5/8″ P: 1 1/4″	44
	KNOBM206 • Knob - Antique Pewter • D: 1 1/4″ P: 1 1/16″	43

Description	Model	Price
DECORATIVE PULLS and KNOBS (cont'd)		
	KNOBM207 • Knob - Rust • D: 1 1/4″ P: 1 1/16″	44
	PULLM364 • Pull - Antique Pewter • C/C: 3″ L: 4 5/8″ W: 1 7/16″ P: 15/16″	49
	PULLM381 • Pull - Brushed Satin Nickel • C/C: 5 1/16″ L: 6″ W: 1/2″ P: 1 1/16″	29
	PULLM383 • Pull - Brushed Matte Black • C/C: 5 1/16″ L: 6″ W: 1/2″ P: 1 1/16″	29
	PULLM430 • Pull - Satin Nickel • C/C: 5 1/16″ L: 7″ W: 15/32″ P: 1 7/16″	33
	PULLM475 • Pull - Antique Pewter • C/C: 3 3/4″ L: 5″ W: 9/16″ P: 1″	36
	PULLM476 • Pull - Rust • C/C: 3 3/4″ L: 5″ W: 9/16″ P: 1″	36
	KNOBM549 • Knob - Brushed Satin Nickel • D: 7/8″ P: 1″	26
	PULLM570 • Pull - Brushed Satin Nickel • C/C: 5 1/16″ L: 5 7/8″ W: 1/2″ P: 1 3/16″	34
	PULLH911 • Pull - Hammered Blackened Bronze • C/C: 3″ L: 5-5/8″ W: 1″ P: 1 1/4″	35
	KNOBH913 • Knob - Blackened Bronze • 1 3/8″	39
	KNOBH951 • Knob - Blackened Bronze • L: 1 3/4″ W: 1″ P: 1″ B: 1 1/16″ x 1/2″	29
	PULLH952 • Labeled Secretary Pull - Blackened Bronze • C/C: 3″ L: 4 1/4″ W: 1 1/2″ P: 11/16″	41
	PULLH957 • Labeled Secretary Pull - Satin Nickel • C/C: 3″ L: 4 1/4″ W: 1 1/2″ P: 11/16″	40
	PULLT1015 • Pull - Black • C/C: 7″ L: 8″ W: 11/16″ P: 1 1/2″	74

D = Diameter
P = Projection (Hardware Depth)
L = Length
W = Width
B = Base
C/C = Center to Center

Description	Model	Price
DECORATIVE PULLS and KNOBS (cont'd)		
	KNOBT1017 • Knob - Black • C/C: 1 1/4″ L: 2″ W: 11/16″ P: 1 1/4″	34
	PULLT1018 • Pull - Tuscan Bronze • C/C: 5 1/16″ L: 6″ W: 1/2″ P: 1 1/16″	27
	KNOB1420 • Knob - Satin Nickel • D: 1 1/4″ P: 1 1/8″	24
	PULLM1674 • Pull - Tuscan Bronze • C/C: 3″ L: 4 5/8″ W: 1 7/16″ P: 15/16″	48
	KNOBM1820 • Knob - Cast Iron • L: 1 5/16″ W: 1 5/16″ P: 1″	40
	PULLM1823 • Pull - Cast Iron • C/C: 5 1/16″ L: 7 3/8″ W: 1″ P: 1 1/4″	60
	NEW **KNOB1901** • Knob - Black Iron • L: 1 7/16″ W: 1 1/4″ P: 1 1/8″ B: 15/16″	27
	NEW **PULL1902** • Pull - Black Iron • C/C: 128mm L: 6 1/3″ W: 1 1/10″ P: 1 1/16″	39
	NEW **PULL1904** • Pull - Chrome • C/C: 3 3/4″ L: 5 1/4″ W: 1″ P: 1″	56
	NEW **PULL1905** • Pull - Chrome • C/C: 128mm L: 6 3/8″ W: 9/16″ P: 1″	54
	NEW **KNOB1906** • Knob - Chrome • L: 1 1/16″ W: 1 1/16″ P: 1 1/8″ B: 3/8″	40
	NEW **PULL1907** • Pull - Gold • C/C: 160mm L: 6 7/10″ W: 2/5″ P: 1 1/5″	49
	NEW **KNOB1908** • Knob - Gold • L: 1 1/4″ W: 1 1/4″ P: 1″ B: 3/8″	30
	NEW **KNOB1909** • Knob - Champagne Bronze • L: 1 1/4″ W: 1 1/4″ P: 1 1/8″ B: 3/4″	29
	NEW **PULL1910** • Pull - Champagne Bronze • C/C: 224mm L: 9 9/16″ W: 3/4″ P: 1 5/16″	61
	NEW **PULL1911** • Pull - Champagne Bronze • C/C: 192mm L: 8 3/8″ W: 3/4″ P: 1 1/4″	54
	NEW **KNOB1912** • Knob - Black • D: 1 1/4″ P: 1 13/16″	40

Description	Model	Price

FACTORY INSTALLED LIGHTING

STANDARD DRIVERS

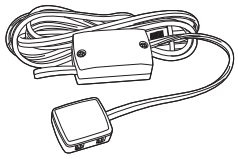

STAND1264

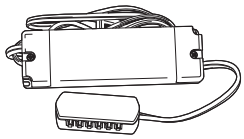

STAND123012
STAND126012

Model	Price
STAND1264	129
STAND123012	298
STAND126012	507

- Minimum of one driver is required for each continuous cabinet run with lighting.
- To determine driver requirements, calculate the total wattage of each cabinet run and select the appropriate size driver(s).
- Driver plugs into a standard 110 volt outlet and converts down to 12 volts to power all LED lighting components installed in cabinets.

Code	Voltage	Wattage (Max Load)	Connector Ports
STAND1264	12	6	4
STAND123012	12	30	12
STAND126012	12	60	12

Modifications Are Not Available

POWER BRIDGE

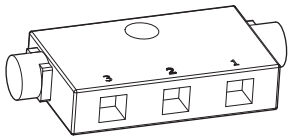

Model	Price
3ZONEPWRBRDG	70

- Allows for a non-controlled application and zoned application.
- Non-controlled: connects the Driver and Cabinet Bridge.
- Zoned: connects the Cabinet Bridge, Receiver, and Driver.

Modifications Are Not Available

4 ZONE DIMMING RECEIVER

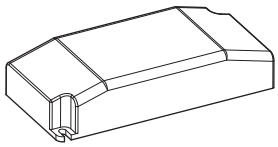

Model	Price
4ZONEDIMREC	324

- Allows the installed LED lighting to be controlled via wireless remote (not included).
- Connects the Driver and Power Bridge.
- Controls up to four zones.

Modifications Are Not Available

*Interior lighting is 5000K cool white hue. Interior lighting and exterior cool lighting are not available in California.

Description	Model	Price

4 ZONE WALL CONTROLLER



Model	Price
4ZONECON	224

- Allows for wireless control of zoned lighting.

Modifications Are Not Available

JUMPER CABLES

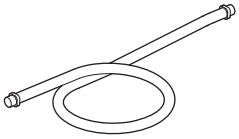

Model	Price
BRIDGECABLE18	51
BRIDGECABLE36	59
BRIDGECABLE72	76

- Transfers power between Cabinet Bridges.
- Cable plugs into end of each Bridge.
- Available in 18″, 36″ and 72″ lengths.
- Can be combined for longer lengths.

Modifications Are Not Available

Modifications for Factory Installed Lighting

	Wall	Base	Tall	Filler	Panel	
Position Bridge on Top of Wall Cabinet	0	N/A	N/A	N/A	N/A	per cabinet

Specify BRIDGE.TOP

On any wall cabinet with a lighting modification attached, the bridge will be factory installed on top of the cabinet.

Position Bridge on Bottom of Wall Cabinet	0	N/A	N/A	N/A	N/A	per cabinet

Specify BRIDGE.BTM

On any wall cabinet with a lighting modification attached, the bridge will be factory installed on bottom of the cabinet.

Add Interior Light to Single Opening Wall Cabinet or Corner Base Cabinet

Specify INT.LGT (Single Opening Wall Cabinet) or INT.LGT.BC (Corner Base Cabinet)

- Bridge unit comes installed on wall cabinets. Select appropriate modification for top or bottom installation.
- Battery Pack included with corner base cabinets.
- All wiring is connected to the bridge from each light strip.

INT.LGT	400	N/A	N/A	N/A	N/A	per cabinet

- Wall cabinets 9″ to 39″ wide only.

INT.LGT	635	N/A	N/A	N/A	N/A	per cabinet

- Wall cabinets 42″ wide and above.

INT.LGT.BC	N/A	470	N/A	N/A	N/A	per cabinet

- Corner Base Cabinet.

Add Interior Light to All Openings of Cabinet

Specify INT.ALL.LGT

- Includes stacked wall cabinets and utility cabinets.
- Bridge unit comes installed on cabinets. Select appropriate modification for top or bottom installation.
- All wiring is connected to the bridge from each light strip.

	400	N/A	400	N/A	N/A	per opening

- Price listed is per opening.
- Wall cabinets 9″ to 39″ wide only.

	635	N/A	N/A	N/A	N/A	per opening

- Price listed is per opening.
- Wall cabinets 42″ wide and above.

Add Interior Light to Top Opening of Cabinet

Specify INT.TOP.LGT

- Includes stacked wall cabinets and utility cabinets.
- Bridge unit comes installed on cabinets. Select appropriate modification for top or bottom installation.
- All wiring is connected to the bridge from each light strip.

	400	N/A	400	N/A	N/A	per cabinet

- Wall cabinets 9″ to 39″ wide only.

	635	N/A	N/A	N/A	N/A	per cabinet

- Wall cabinets 42″ wide and above.

Add Interior Light to Middle Opening of Cabinet

Specify INT.MID.LGT

- Includes stacked wall cabinets and utility cabinets.
- Bridge unit comes installed on cabinets. Select appropriate modification for top or bottom installation.
- All wiring is connected to the bridge from each light strip.

	400	N/A	400	N/A	N/A	per cabinet

- Wall cabinets 9″ to 39″ wide only.

	635	N/A	N/A	N/A	N/A	per cabinet

- Wall cabinets 42″ wide and above.

*Interior lighting is 5000K cool white hue. Interior lighting and exterior cool lighting are not available in California.

Modifications for Factory Installed Lighting (cont'd)

	Wall	Base	Tall	Filler	Panel	
Add Interior Light to Bottom Opening of Cabinet	400	N/A	400	N/A	N/A	per cabinet
• Wall cabinets 9″ to 39″ wide only.						
• Bridge unit comes installed on wall cabinets. Select appropriate modification for top or bottom installation. • All wiring is connected to the bridge from each light strip.	635	N/A	N/A	N/A	N/A	per cabinet
• Wall cabinets 42″ wide and above.						
Add Interior Light to Top and Middle Openings of Cabinet	795	N/A	795	N/A	N/A	per cabinet
• Wall cabinets 9″ to 39″ wide only.						
• Bridge unit comes installed on wall cabinets. Select appropriate modification for top or bottom installation. • All wiring is connected to the bridge from each light strip.	1260	N/A	N/A	N/A	N/A	per cabinet
• Wall cabinets 42″ wide and above.						
Add Interior Light to Top and Bottom Openings of Cabinet	795	N/A	795	N/A	N/A	per cabinet
• Wall cabinets 9″ to 39″ wide only.						
• Bridge unit comes installed on wall cabinets. Select appropriate modification for top or bottom installation. • All wiring is connected to the bridge from each light strip.	1260	N/A	N/A	N/A	N/A	per cabinet
• Wall cabinets 42″ wide and above.						
Add Interior Light to Middle and Bottom Openings of Cabinet	795	N/A	795	N/A	N/A	per cabinet
• Wall cabinets 9″ to 39″ wide only.						
• Bridge unit comes installed on wall cabinets. Select appropriate modification for top or bottom installation. • All wiring is connected to the bridge from each light strip.	1260	N/A	N/A	N/A	N/A	per cabinet
• Wall cabinets 42″ wide and above.						
Add Exterior Cool Light to Bottom of Wall Cabinet	285	N/A	N/A	N/A	N/A	per cabinet
Add Exterior Warm Light to Bottom of Wall Cabinet	285	N/A	N/A	N/A	N/A	per cabinet

Add Interior Light to Bottom Opening of Cabinet

Specify INT.BTM.LGT

- Bridge unit comes installed on wall cabinets. Select appropriate modification for top or bottom installation.
- All wiring is connected to the bridge from each light strip.

Add Interior Light to Top and Middle Openings of Cabinet

Specify INT.TOP.MID.LGT

- Bridge unit comes installed on wall cabinets. Select appropriate modification for top or bottom installation.
- All wiring is connected to the bridge from each light strip.

Add Interior Light to Top and Bottom Openings of Cabinet

Specify INT.TOP.BTM.LGT

- Bridge unit comes installed on wall cabinets. Select appropriate modification for top or bottom installation.
- All wiring is connected to the bridge from each light strip.

Add Interior Light to Middle and Bottom Openings of Cabinet

Specify INT.MID.BTM.LGT

- Bridge unit comes installed on wall cabinets. Select appropriate modification for top or bottom installation.
- All wiring is connected to the bridge from each light strip.

Add Exterior Cool Light to Bottom of Wall Cabinet

Specify EXT.BTM.LGT.C

- LED light strip housed in a rigid aluminum extrusion.
- 5000K cool white hue.
- Installed 9″ from back of cabinet.

Add Exterior Warm Light to Bottom of Wall Cabinet

Specify EXT.BTM.LGT.W

- LED light strip housed in a rigid aluminum extrusion.
- 3000K warm white hue.
- Installed 9″ from back of cabinet.

*Interior lighting is 5000K cool white hue. Interior lighting and exterior cool lighting are not available in California.

Notes

HEARTH1

HE01	Parts List
✓	(1) 2-WSP930, EXBKL & R6″, FTK, FPEL, FPER
✓	(2) 1-BBM8
✓	(3) 1-RPV48
✓	(4) 1-SHELFMI 19″ x 67″, trim front with 2-CBEADM
✓	(5) 2-SWVCRM8
✓	(6) 1-SHELFMI 22″ x 73″, trim front with 2-CBEADM
✓	(7) 1-W3321, ID21
✓	(8) 1-W3321, ID21, Half Width 16.5R, FPEL
✓	(9) 1-W3321, ID21, Half Width 16.5L, FPER
✓	(10) 2-SM8

NOTE: Moulding needs to be ordered to match kitchen. See appliance specs for clearance requirements. Vent installation behind valance recommended. Not available in Walnut. Use single design code HE01 to locate template in 20/20 catalog. You may edit these designs to accommodate actual dimensions in your projects.

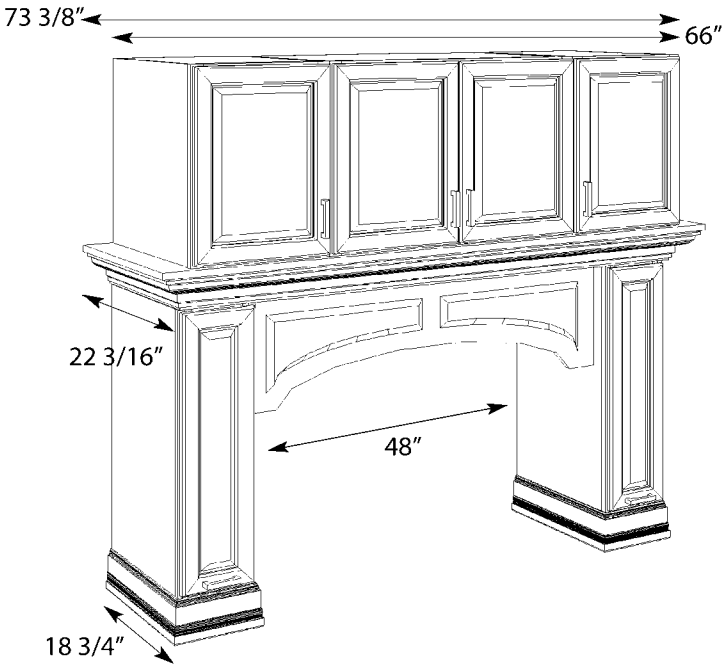

Overall Height: 60″

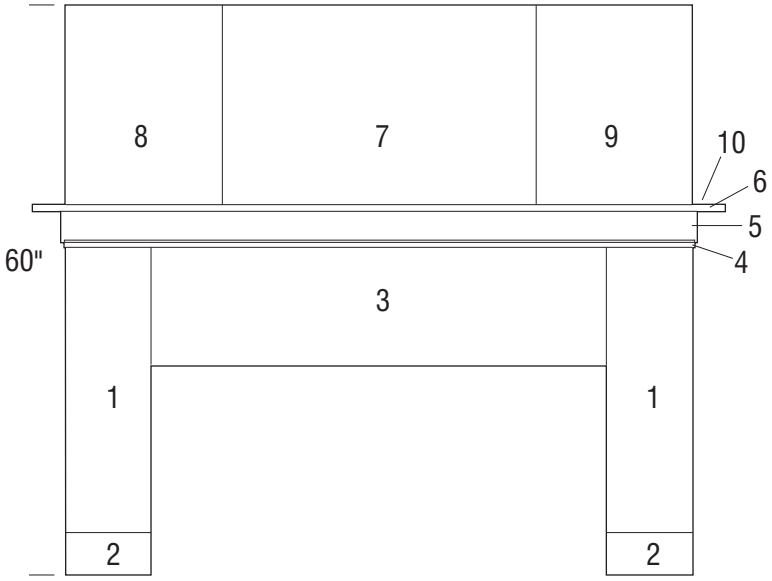

Parts Key
(Aerial View)

HEARTH2

HE02	Parts List
✓	(1) 2-PILB84BAT w/TBATM Moulding (trim to 15 3/4″ x 60″ H)
✓	(2) 1-WSP936, EXBKR3″, FPER
✓	(3) 1-WSP936, EXBKL3″, FPEL
✓	(4) 1-RPV48
✓	(5) 1-W3318, ID15
✓	(6) 1-W3318, Half Width 16.5″R, ID15
✓	(7) 1-W3318, Half Width 16.5″L, ID15

NOTE: Moulding needs to be ordered to match kitchen. See appliance specs for clearance requirements. Not available in Walnut.
Use single design code HE02 to locate template in 20/20 catalog. You may edit these designs to accommodate actual dimensions in your projects.

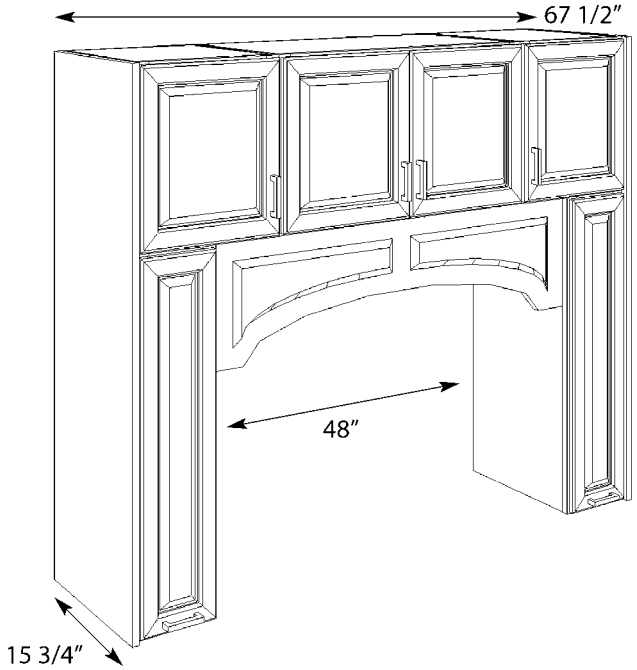

Overall Height: 54″

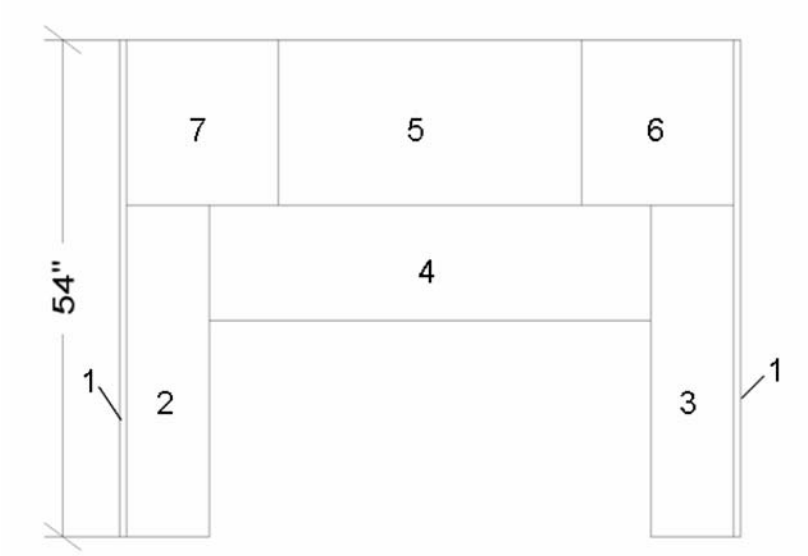

Parts Key
(Aerial View)

ARMOIRE1

AR01FO Full Overlay	Parts List
✓	(1) V33024BCFP FLUT3
✓	(2) VB363021 – 18″ Deep EXL1/4″, EXR1/4″, FTK, MIP
✓	(3) V33024BCFP FLUT3
✓	(4) W360BCFP 27″ Deep, FLUT3
✓	(5) W3618 ID18″, EXL1/4″, EXR1/4″, MIP
✓	(6) W3636 MD36, MIP*, ID18″, EXL1/4″, EXR1/4″
✓	(7) 3/4SOLID 3/4″ x 6″ x 36 1/2″
✓	(8) W360BCFP 27″ Deep, FLUT3
✓	(9) WOODTOP – 1 1/2″ x 19 1/2″ Deep x 43 1/2″ #17 F, L, R
✓	(10) 2-ACO
✓	(11) ACOVLY
✓	(12) 2-TF396 FTK
✓	(13) 2-TSTM
✓	(14) 2-MTCROWN8
✓	(15) 2-BSM

AR01FO

Mount W3636 on top of W3618. Place 3/4SOLID 3/4″ x 6″ x 36 1/2″ on top of W3636. Attach ACOVLY to center of filler. Use W360BCFP cut to 19″ deep on each side of stacked wall cabinets. Attach ACO to tops of columns. Use wood top as countertop. Attach V33024BCFP cut to fit on each side of VB363021. Wrap BSM around entire unit. Construct top trim with TF396 FTK between TSTM and MTCROWN8.

NOTE: Glass not included. Not available in Burke, Decker, Landry, and Tate. Not available in Walnut.
*When a decorative door option is chosen in 20/20, Matching Interior Plywood (MIP) is a preselected option. If MIP is not desired, it can be deselected by choosing NOTMIP.



Overall Height: 97 1/8″
(including moulding shown)

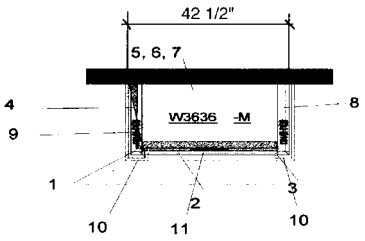

Full Overlay Parts Key
(Aerial View)

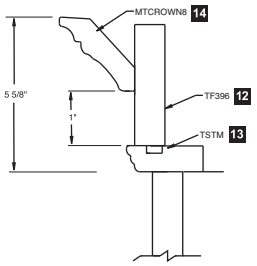

Top Trim

ARMOIRE3

AR03FO Full Overlay	Parts List
✓	(1) W2730, A2DRW, FPEL, FPER, AUTHB, FTKAV, 2WSL1.5, F, TW, XTW, HW, XHW2WSR1.5, ID18″, MIP
✓	(2) W2718 ID18″, ADRW, AUTHB, FPEL, FPER, 2WSL1.5, F, TW, XTW, HW, XHW2WSR1.5, MIP
✓	(3) WOODTOP 1 1/2″H x 19 1/4″D x 29″W #17 F, L, R
✓	(4) WOODTOP 1 1/2″H x 19 1/4″D x 29″W #17 F, L, R
✓	(5) 2-CBEADM

AR03FO

Place 1 - WOODTOP on top of each cabinet. Place upper wood top finished side down. Attach CBEADM moulding vertically on exposed face frame of both cabinets.

NOTE: Not available in Walnut.



Overall Height: 73 1/2″

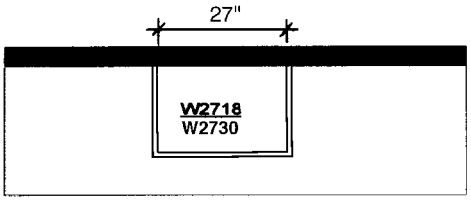

Parts Key
(Aerial View)

ARMOIRE4

AR04FO Full Overlay	Parts List
✓	(1) 6DB42 OBRB, EXL1/4″, EXR1/4″
✓	(2) WOODTOP 1 1/2″H x 25 1/4″D x 45″W #17 F, L, R
✓	(3) AD42
✓	(4) AD42
✓	(5) W4236 ID18″, MIP*, 2-PRMD36, EXL1/4″, EXR1/4″
✓	(6) W4212 ID18″, EXL1/4″, EXR1/4″, MIP
✓	(7) PILB34.5BAT, w/TBEM
✓	(8) PILB34.5BAT, w/TBEM
✓	(9) PILB84BAT, w/TBEM
✓	(10) PILB84BAT w/TBEM
✓	(11) 2-SHKRCRM8
✓	(12) 1-PIL584BAT w/TBEM
✓	(13) 1-FF330

AR04FO

Attach pilasters to sides of all cabinets. Cut to fit. Pull AD42s out 6″. Top trim is SHKRCRM8 cleated to PIL584BAT w/TBEM. Trim filler to 1/4″ and install on each side of AD42s.

NOTE: Glass not included. Not available in Burke, Burke Beaded Inset, Burke Inset, Decker, Decker Beaded Inset, Decker Inset, Butler, Landry, Landry Beaded Inset, Landry Inset, Caprice, Caprice Beaded Inset, Caprice Inset, Tate, Tate Beaded Inset, Tate Inset, Vinson Beaded Inset, and Vinson Inset. Not available in Walnut.
*When a decorative door option is chosen in 20/20, Matching Interior Plywood (MIP) is a preselected option. If MIP is not desired, it can be deselected by choosing NOTMIP.

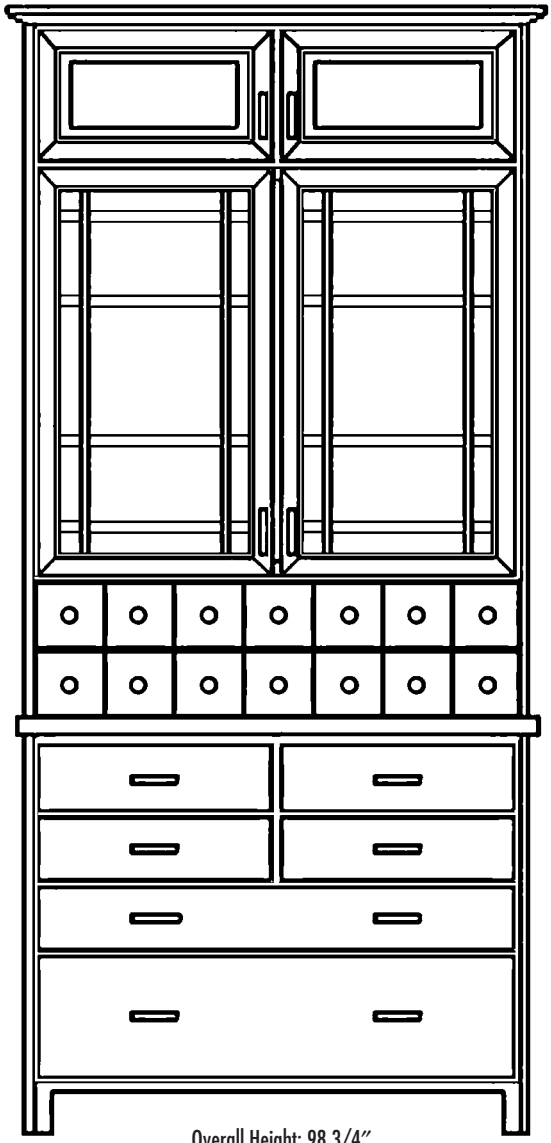

Overall Height: 98 3/4″
(including moulding shown)

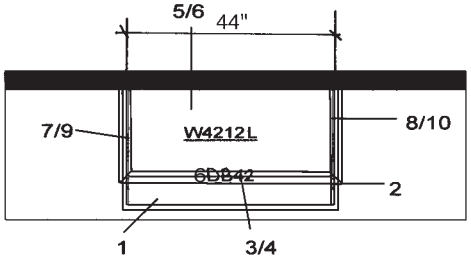

Parts Key
(Aerial View)

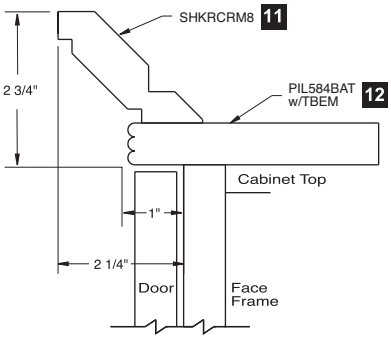

Top Trim

ARMOIRE5

AR05FO Full Overlay	Parts List
✓	(1) B334.527BCFP ROSFLUT
✓	(2) BOB18AV EXL1/4″
✓	(3) BOB18AV EXR1/4″
✓	(4) B334.527BCFP ROSFLUT
✓	(5) W360BCFP 24″D, ROSFLUT
✓	(6) W3624 ID18″, CND, MIP, A2DRW, EXL1/4″, EXR1/4″
✓	(7) W3624 ID18″, EXL1/4″, EXR1/4″, MIP
✓	(8) W360BCFP 24″D, ROSFLUT
✓	(9) WOODTOP 1 1/2″H x 25 1/2″D x 43 1/2″ #17 F, L, R
✓	(10) 8-ROSETTEFLW
✓	(11) 1-TF396 FTK
✓	(12) 1-TSTM
✓	(13) 1-SWVCRM8
✓	(15) 1-TB8WD14

AR05FO

Attach ROSETTEFLW to top and bottom of box columns. Cut wall box columns (W360BCFP) to 19″ depth. Cut base box columns (B334.527BCFP) to 25″ depth.

Top Trim – TF396 FTK between TSTM and SWVCRM8.

NOTE: Not available in Walnut.

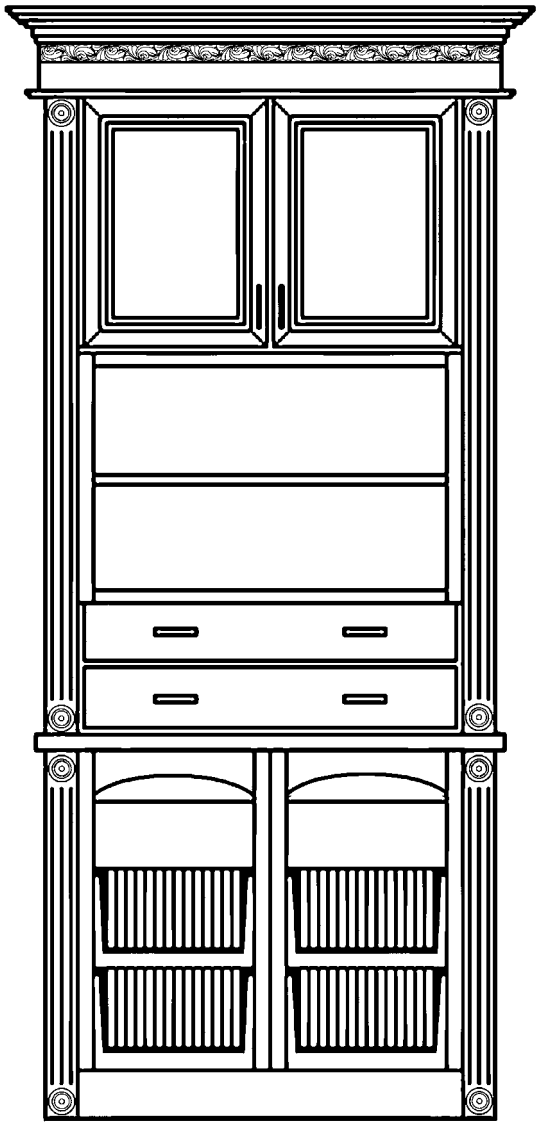

Overall Height: 101 9/16″
(including moulding shown)

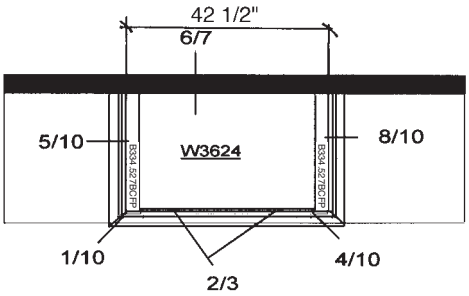

Full Overlay Parts Key
(Aerial View)

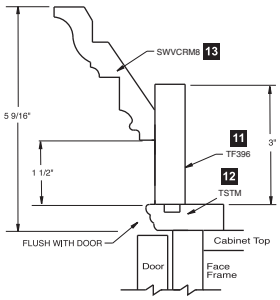

Top Trim

ISLAND1

IS01FO Full Overlay	Parts List
✓	(1) DISLEGSQ
✓	(2) BWB18 FPER
✓	(3) B30FH RD18″ w/2-RT30, EXL1/4″, EXR1/4″
✓	(4) B18-R FPEL, FPER
✓	(5) DISLEGSQ
✓	(6) WB36 RD6″, FPEL, FPER, FTKAV
✓	(7) DISLEGSQ
✓	(8) TD18FH-L FPEL
✓	(9) B30FH EXL1/4″, EXR1/4″
✓	(10) 3DB18BB FPEL, FPER
✓	(11) DISLEGSQ
✓	(12) WB36 RD6″, FPEL, FPER, FTKAV, CND, MIP
✓	(13) 3-TB8WD14

IS01FO

Silicone legs in place under countertop, centered in available space.

NOTE: Not available in Walnut.

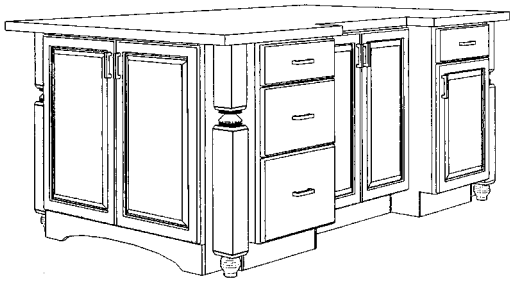

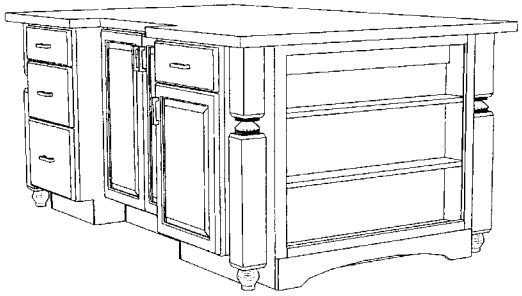



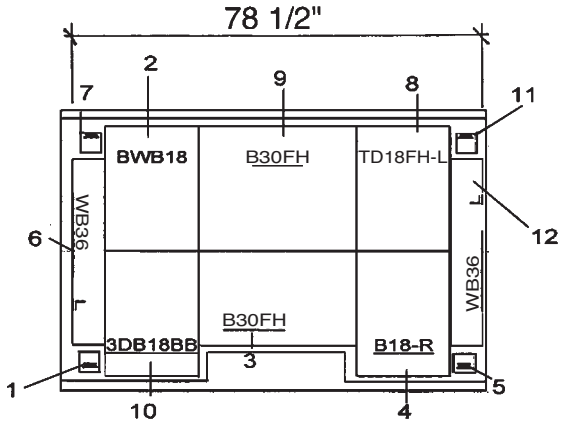

Full Overlay Parts Key
(Aerial View)

ENTERTAINMENT CENTER 1

EC01FO Full Overlay	Parts List
✓	(1) T68427BCFP FLUT3
✓	(2) B18-L FTK, EXL1/4″, MIP
✓	(3) 3DB36 FTK
✓	(4) B18-R FTK, EXR1/4″, MIP
✓	(5) W1836-L, CG ID24″, MIP*, FPER, A2DRW, EXL1/4″
✓	(6) W3612 ID24″, PFINBTMB, MIP
✓	(7) W1836-R, CG ID24″, MI, FPEL, A2DRW, EXR1/4″
✓	(8) T68427BCFP FLUT3
✓	(9) WOODTOP – 1 1/2″H x 25 1/4″D x 72 1/2″W #17 F, L, R
✓	(10) 2-TF396 FTK
✓	(11) 2-SWVCRM8
✓	(12) 2-BRAIDM
✓	(13) 2-BSM

EC01FO

Top Trim – SWVCRM8 with BRAIDM in insert (cleat to TF396).
Baseboard – BSM (return into wall). 1/4″ panel sent separately to be applied to W3612 for finished bottom.

NOTE: Glass not included. Open space for television: 36″W x 36″H x 22 1/2″D. Not available in Walnut.
*When a decorative door option is chosen in 20/20, Matching Interior Plywood (MIP) is a preselected option. If MIP is not desired, it can be deselected by choosing NOTMIP.

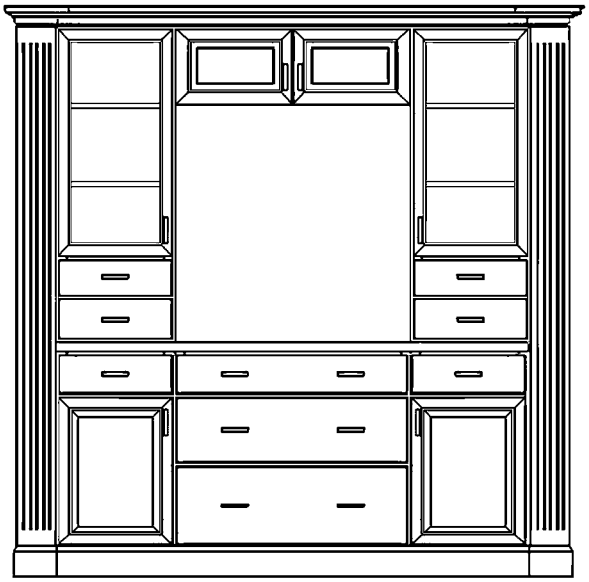

Overall Height: 87 5/16″
(including moulding shown)

Not available in Landry.

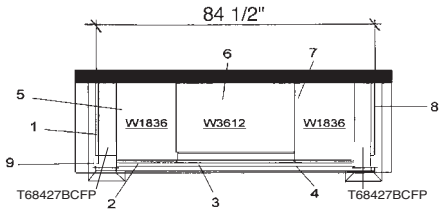

Full Overlay Parts Key
(Aerial View)

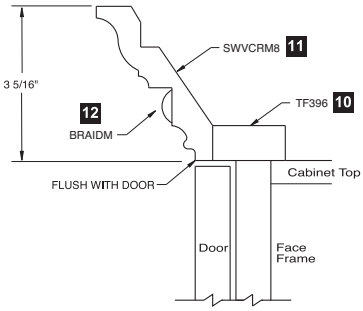

Top Trim

ENTERTAINMENT CENTER 2

EC02FO Full Overlay	Parts List
✓	(1) UB1596RT-L FPEL, AUTHL, FTK, MIP
✓	(2) T39627BCFP
✓	(3) SHELFMI 3/4″H x 24″D x 60 1/2″W
✓	(4) SHELFMI 3/4″H x 24″D x 60 1/2″W
✓	(5) W301524 PFINBTMB, EXL1/4″, MIP
✓	(6) W301524 PFINBTMB, EXR1/4″, MIP
✓	(7) T39627BCFP
✓	(8) UB1596-R FPER, AUTHR, FTK, MIP
✓	(9) SV61
✓	(10) TF684 Finish 1 long edge
✓	(11) 2-SPTRINGEND
✓	(12) 2-SPTRINGROPE96
✓	(16) 3-TF396 FTK
✓	(17) 3-TSTM
✓	(18) 3-SWLCRM8
✓	(19) 3-MDENTIL8
✓	(20) 1-BP7234.5WD
✓	(21) 1-BSM
✓	(22) 1-ICM8

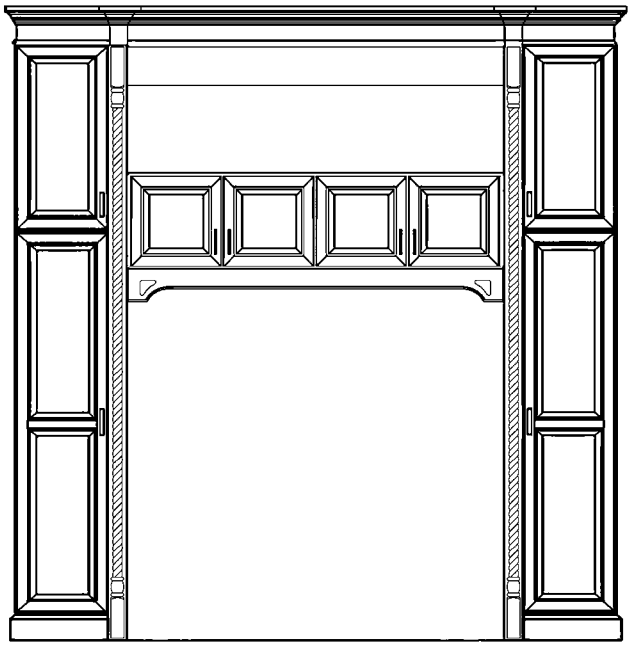

Overall Height: 100 1/16″
(including moulding shown)

Not available in Landry.

EC02FO

Attach SPTRINGEND and SPTRINGROPE96 to T39627BCFP. Panel back of open shelf area with BP7234.5WD. Use ICM8 at corners of panel if needed. Cut SV61 to 60 1/2″.

Top Trim – TF396 FTK between TSTM and SWLCRM8. Place MDENTIL8 under SWLCRM8. Wrap BSM around utility base. 1/4″ panel sent separately to be applied to W301524 for finished bottom.

NOTE: Glass not included. Open Space for Television: 54 7/8″W x 60 1/2″H x 22 1/2″D.
Not available in Walnut.

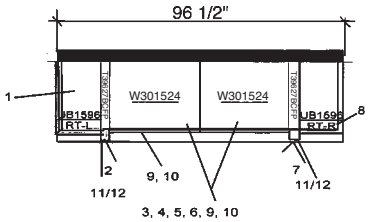

Full Overlay Parts Key
(Aerial View)

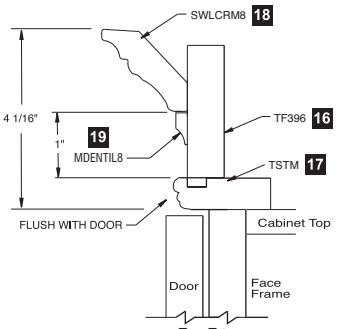

Top Trim

ENTERTAINMENT CENTER 3

EC03FO Full Overlay	Parts List
✓	(1) T248412BCAV ID18″, TVRVV, FPEL
✓	(2) B36RT FTK, EXL1/4″, EXR1/4″, MIP
✓	(3) T248412BCAV ID18″, TVRVV, FPER
✓	(4) W3636 ID24″, MIP, CND, EXL1/4″, EXR1/4″
✓	(5) W362124 EXL1/4″, EXR1/4″, MIP
✓	(6) PILB96BAT w/MROPE
✓	(7) PILB96BAT w/MROPE
✓	(8) 3-TF396 FTK
✓	(9) 3-TLCROWN
✓	(10) 2-BSM

EC03FO

Construct top trim from TLCROWN cleated to TF396. Use BSM trim at baseboard.

NOTE: Glass not included. Open Space for Television: 33″W x 33″H x 22 1/2″D. Shelves will not support television. Not available in Walnut.

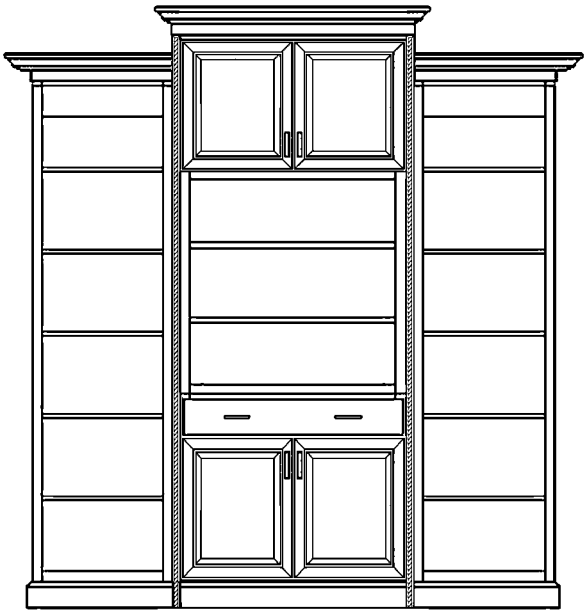

Overall Height: 101 5/16"
(including moulding shown)

Not available in Landry.

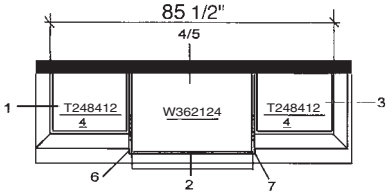

Parts Key
(Aerial View)

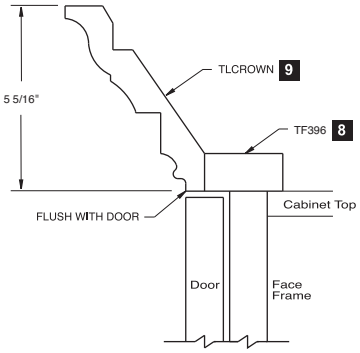

Top Trim

Express Response Program

Our Commitment to Channel Partners, Designers and Customers

Kemper Emerge's Express Response program is designed to expedite orders when customers need product faster than normal lead times to correct problems with an existing order. Below is an overview of the program and what you can expect from Kemper Emerge's commitment to superior service.

Guidelines

- Order must be associated with a previous order number.
- All orders received by 12 NOON E.T. Monday-Friday will be automatically scheduled for Express Response that same day. Orders received after the cutoff time will be processed on the next business day.
- Lead time calculation is based on receipt of a clean order on a credit-worthy account. Clean orders are orders in which all information is provided and accurate.
- There is no additional up-charge for Express Response.
- There are no cancellations or returns once order is received.
- Due to the special nature of the products listed, they are excluded from the Express Response program and will be processed as a standard lead time order.
  – Specials, Appliance Panels, Wood Hoods, and Element Design® Aluminum Frame Doors/Inserts. Contact customer service to help process these requests as standard lead time orders.
- Express Response is available within the continental United States. Should Alaska, Hawaii or international shipments be required, customer service representatives are ready to assist by providing shipping information and determining lead times.

Lead times

12 WORKING DAYS OR LESS FROM ORDER TO DELIVERY (channel partner or home delivery agent):

- Items shipped via LTL (via SuperPAC™) or truckload
- Includes all catalog items except those that can be expedited through the 5-day program listed below and any item finished in a Sherwin-Williams® Fan Deck Color.

20 WORKING DAYS OR LESS FROM ORDER TO DELIVERY (channel partner or home delivery agent):

- Items shipped via LTL (via SuperPAC™) or truckload
- Includes any item finished in a Sherwin-Williams® Fan Deck Color.

5 WORKING DAYS FROM ORDER TO DELIVERY:

- Qualified items are designated in the Pricing/Specification Guide with an icon
- Items will ship via parcel ground
  - Lead time calculation allows for 2 days parcel ground shipping time. Some geographic areas may require additional shipping time.
- For orders containing both 12 day and 5 day items, the longer lead time applies.

QUESTIONS? If you have questions that aren't answered here, contact your Customer Service team.

Kemper Emerge Warped Door

Kemper Emerge's line of framed cabinetry is constructed to strict specifications, including the moisture content present in wood. When the moisture content is maintained at a constant level, Kemper Emerge is able to minimize the amount of expansion and contraction associated with natural wood. When a great amount of expansion and contraction occur, the result can be a warped door. By strictly controlling the amount of humidity present during manufacturing, Kemper Emerge is helping to ensure you receive a quality product.

Because wood is a natural product, each piece of wood exhibits its own unique color and grain variations. These differences give wood its genuine beauty. The wood's natural properties also determine how each individual piece will react to changing weather conditions. Therefore, eliminating warped doors is virtually impossible.

If you feel that you have a warped door, Kemper Emerge requires that you perform initial testing to determine the extent of the problem.

1. Remove the door from the cabinet and remove all decorative surface knobs or pulls and hinges.

2. Place the door on a completely flat surface, as determined by using a level, and alternately press on opposite corners to observe if the door "rocks" or pulls away from the flat surface.

3. If you observe a gap between the door and the flat surface, measure the distance to determine the amount of warpage.

   - A door must be warped at least 1/4" before it can be considered for replacement. When ordering a replacement by using Kemper Emerge Part/Replacement Order Form, be sure to fill in the "Reason for Replacement" section by identifying the applicable warping classification illustrated below.

   - If a door is warped less than 1/4", we recommend you allow a complete heating and cooling cycle (summer to winter season change) to allow the door to reach a moisture equilibrium. Adding magnetic catches or roller catches will often correct minor problems.

4. If the door does not pull away from the flat surface, it is not warped. Most likely, there is a problem with the cabinet installation. When cabinets are not installed in a level or plumb position, they become racked and will cause the door to appear warped. To check for a racked cabinet, place a level on one end rail. The bubble in the level will appear centered if the cabinet was properly installed in a level position. Now place the level on the other end rail.

Again, if the bubble appears centered, the cabinet is properly installed in a level position. Any variations in the location of the bubble will indicate the cabinet was not properly installed. (A plumb bob will reveal the same information.)

Another proper installation check is to place the level on the top, and then bottom, of the installed cabinet's face frame. Identify the bubble's position in both, top and bottom, locations of the face frame. The bubble's position will indicate if the cabinet was properly installed.

Glossary

LEVEL: (v) A term used to describe a true horizontal line.
(n) A device for establishing a horizontal line or plane by means of a bubble in liquid that shows adjustment to the horizontal by movement to the center of a slightly bowed glass tube.

PLUMB: (v) A term used to describe a true vertical line. If something is "out of plumb," it is not exactly straight up and down.

RACK: (v) The action of straining or wrenching through improper installation.

WARP: (v) The action of twisting or bending out of a true flat or level surface.

Kemper Emerge Warped Door (cont'd)

Classification of Warping

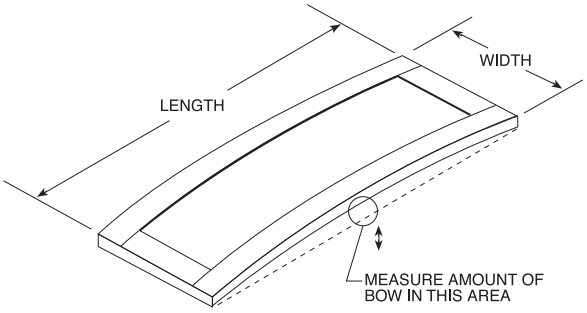

BOW – VERTICAL DEVIATION (UP OR DOWN) FROM A TRUE FLAT PLANE. A BOW IS USUALLY ASSOCIATED WITH THE LENGTH.

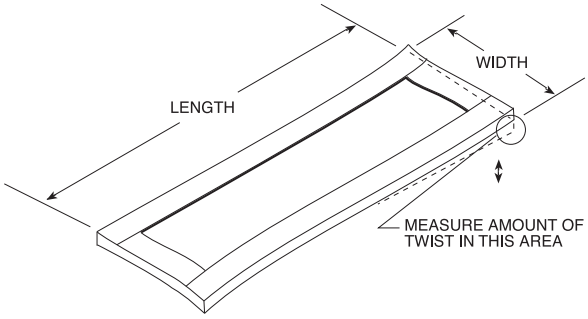

TWIST – VERTICAL DEVIATION (UP AND DOWN) FROM A TRUE FLAT PLANE. TWIST USUALLY OCCURS TO JUST THE CORNER(S) OR END.

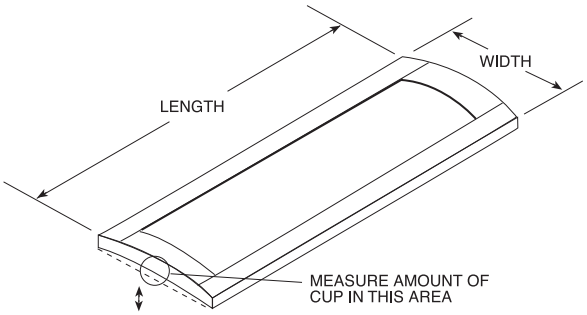

CUP – VERTICAL DEVIATION (UP OR DOWN) FROM A TRUE FLAT PLANE. A CUP IS USUALLY ASSOCIATED WITH THE WIDTH.

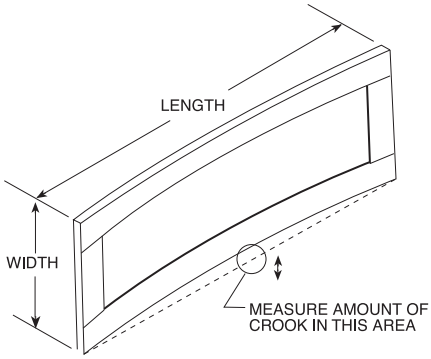

CROOK – HORIZONTAL DEVIATION (SIDE TO SIDE) FROM A TRUE EDGE. A CROOK IS USUALLY ASSOCIATED WITH THE LENGTH.

Policies

Limited Lifetime Warranty
(Residential Purchaser)

Kemper® Emerge™ Series has a Limited Lifetime Warranty. For terms & conditions, please visit: https://www.kempercabinets.com/warranty.

Humidification

https://www.masterbrand.com/humidification

Cabinet Installation Instructions

https://www.masterbrand.com/installation

Cabinet Care and Cleaning

https://www.masterbrand.com/care-and-cleaning

KCMA

Every Kemper Emerge finish has exceeded the KCMA (Kitchen Cabinet Manufacturing Association) standard for durability, stain, moisture, and temperature resistance (ANSI/KCMA A161.1-2000).

KEMPER®
EMERGE™ SERIES

CC Log #:_____
Internal Use Only

Sherwin-Williams® Color Sample Waiver Form

Fax: 877.333.7122
Email: emergeorders@masterbrand.com

Dear Kemper Emerge Customer,

Thank you for selecting Kemper Emerge cabinetry and taking advantage of our Sherwin-Williams® Color program.

Your satisfaction is important to Kemper Emerge so we want you to fully understand the characteristics that make painted finishes so distinctive. It is important to realize that the beauty of wood cabinetry really comes from natural qualities of wood itself. The textures of natural grain patterns often remain visible in some species and should be accepted as inherent characteristics when selecting cabinetry. When Maple painted finishes (Paints, Sherwin-Williams or Brushed Technique) are specified, the center panels of the selected style may be constructed of Medium Density Fiberboard (MDF). MDF provides a smoother finish when painted, and is more resistant to warping, expansion, and contraction.

In addition, as the wood naturally expands and contracts with varying weather conditions, slight joint separation may occur. These may become visible as small cracks in the finish, particularly in the joint areas. Joint separation may be more apparent on mitered door styles, therefore painted finishes are not recommended for use in environments with extremely high or low humidity levels. Also over time, there may be slight color shift in these finishes due to continued exposure to natural and artificial light sources and other environmental factors. We mention these characteristics because neither Kemper Emerge nor your dealer can be held responsible for these conditions and variations.

Sherwin-Williams® samples are shown on materials other than wood. Wood will have a different appearance when the color is applied to the actual door or cabinet. This is due to different material properties, textures and sheen levels.

I have read the foregoing and understand that normal color variation is found from "color swatch to color swatch" and from "paper media to solid wood." I have decided to forego the recommended process of ordering a sample door, assuring a more accurate color match to the final finished product. I also understand the above mentioned wood characteristic information and agree not to hold Kemper Emerge and/or the Kemper Emerge Dealer responsible in the event these wood and color characteristics are later found by me to be less desirable than expected.

_____
Customer Signature/Date

_____
Dealer Representative Signature/Date

_____
Customer Name (please print)

_____
Dealer Representative Name (please print)

KEMPER®

EMERGE™ SERIES

Painted Finish Agreement

Fax: 877.333.7122
Email: emergeorders@masterbrand.com

Alpaca, Paint, and Paint with Penned Cabinetry Agreement. Applies to Maple, MDF, and Quartersawn Oak Door Styles.

Dear Kemper Emerge Customer,

Congratulations on your selection of Kemper Emerge cabinetry. Because of their unique characteristics, these finishes are quite different from other cabinetry finishes you may be familiar with. Your satisfaction is important to Kemper Emerge, and we want you to fully understand the characteristics that make painted finishes so distinctive.

In addition, as the wood naturally expands and contracts with varying weather conditions, slight joint separations may occur; these may become visible as small cracks in the finish, particularly in joint areas. When Maple painted finishes (Paints, Sherwin-Williams or Brushed Technique) are specified, the center panels of the selected style may be constructed of Medium Density Fiberboard (MDF). MDF provides a smoother finish when painted, and is more resistant to warping, expansion, and contraction. ***Joint separation may be more apparent on mitered doors; therefore, the finishes listed above are not recommended for use in environments with extremely high or low humidity levels.*** Also, over time, there may be a slight color shift in these finishes due to continued exposure to natural and artificial light sources. We mention these characteristics because neither Kemper Emerge nor your Kemper Emerge dealer can be responsible for these conditions and variations.

Accordingly, Kemper Emerge orders for cabinetry with the above listed finishes must be accompanied by this letter of agreement bearing the customer's signature.

I have read the foregoing and find that the characteristic variations of wood are desirable. As such, I agree not to hold Kemper Emerge and/or the Kemper Emerge dealer listed below responsible in the event that these characteristics are later found by me to be less desirable than I had expected.

_____
Customer Signature/Date

_____
Dealer Signature/Date

_____
Customer Name (please print)

_____
Dealer Name (please print)

_____
Dealer Purchase Order Number

KEMPER®

EMERGE™ SERIES

Rustic Alder Agreement

Fax: 877.333.7122
Email: emergeorders@masterbrand.com

Dear Kemper Emerge Customer,

Congratulations on your selection of Kemper Emerge cabinetry in Rustic Alder. Because of its unique characteristics, Rustic Alder is quite different from other wood types you may be familiar with. Your satisfaction is important to Kemper Emerge, and we want you to fully understand the characteristics that make Rustic Alder so distinctive.

It is important to realize that the beauty of wood cabinetry really comes from the natural qualities of wood itself. Rustic Alder is characterized by its light brown and reddish undertones and may contain a variety of pin holes, open and closed knots of various sizes and colors, small cracks, bird pecks, mineral streaks, and grain variation. Some knots may have small holes through the panel. Larger holes will not be filled. In addition, the wood will contain color difference caused by variations in minerals found in the soil, creating visible mineral tracks. However, those characteristics that might compromise the structural integrity of the door will not be included.

Sound Closed Knot (not moveable) – Expected in Rustic Alder up to approximately 3″ diameter.
Sound Knot with Cracks – Expect sound knots with open cracks up to approximately 1″ in length.
Open Knot (through door) – Expected in Rustic Alder with open area up to approximately 3/4″ diameter.
Note: 3/4″ diameter is about the size of a penny. Holes created by open knots pass completely through the door and are desirable for this rustic look.
Unsound Knot (moveable core) – Not to be expected.
Knot Cluster (cluster of tight sound knots) – To be expected in Rustic Alder.
Worm Holes/Pin Holes (can go through door) – Can be expected on Rustic Alder up to approximately 1/4″ diameter.
Worm Tracks – Can be expected on Rustic Alder in sizes up to approximately 1/8″ wide by 8″ long.

Rustic Alder as described is featured for doors, drawer fronts, and selected mouldings. Other areas of the product will utilize Alder. Customers should expect a much lower occurrence of rustic characteristics in these other areas. The natural characteristics mentioned occur randomly in Rustic Alder. All doors, drawer fronts, and selected mouldings will contain some combination of the common Rustic Alder markings; however, it will be uncommon to find all markings on any single piece. We mention these characteristics because neither Kemper Emerge nor your Kemper Emerge dealer can be responsible for these conditions and variations.

Accordingly, Kemper Emerge orders with Rustic Alder must be accompanied by this letter of agreement bearing the customer's signature.

I have read the foregoing and find that the characteristic variations of wood are desirable. As such, I agree not to hold Kemper Emerge and/or the Kemper Emerge dealer listed below responsible in the event that these characteristics are later found by me to be less desirable than I had expected.

Customer Signature/Date	Dealer Signature/Date
Customer Name (please print)	Dealer Name (please print)
	Dealer Purchase Order Number

Inset Cabinetry Awareness Agreement

KEMPER®

EMERGE™ SERIES

Inset Cabinetry Agreement

Fax: 877.333.7122
Email: emergeorders@masterbrand.com

Dear Kemper Emerge Customer,

Congratulations on your selection of Kemper Emerge Inset cabinetry. Because of the design and construction, inset cabinetry is quite different than a traditional overlay construction. Proper environmental, storage, and installation procedures are critical to the ultimate satisfaction of inset cabinetry. Your satisfaction is important to Kemper Emerge and we want you to fully understand the procedures for inset cabinetry.

Inset doors and drawer fronts are made to fit inside the frame with tight tolerances. Inset cabinets are much more vulnerable to dimensional changes and racking caused by incorrect environmental conditions or improper installation.

Important Procedures

- Inset cabinetry that is delivered and stored prior to installation must be stored in a climate controlled environment. Inset cabinetry should be allowed to acclimate in the install location(s) for 48 hours prior to installation. Relative humidity levels should be kept between 30% to 55%.
- Inset cabinets must never be installed in an environment where temperature and humidity reach extreme levels. Relative humidity levels should be kept between 30% to 55%.
- Racking can occur if a cabinet is not installed properly. If the cabinet is installed and forced out of square, it is possible to make the unit nonfunctional, as the doors and drawers will bind. The use of shims will be required to maintain proper level and plumb dimension.
- Inset cabinets should be installed by experienced and patient installers. Inset cabinets require additional time to install and adjust components to the correct positioning and function.
- Doors and drawers removed during installation must be re-installed to their original location within the specific cabinet in which they shipped from the factory.

The inset cabinetry experience and satisfaction is highly dependent upon following proper procedures as described above. Improper adherence to these procedures will void the Kemper Emerge warranty.

Accordingly, Kemper Emerge orders with inset construction must be accompanied by this letter of agreement bearing the customer's signature.

I have read the foregoing text and understand the importance of proper environmental, storage, and installation procedures for inset cabinetry. As such, I agree not to hold Kemper Emerge responsible in the event that these procedures are not followed.

Customer Signature/Date	Dealer Signature/Date
Customer Name (please print)	Dealer Name (please print)
	Dealer Purchase Order Number

Aluminum Frame Door Order Form

Fax: 877.333.7122
Email: emergeorders@masterbrand.com

Customer Name _____ **PO** _____
Customer Account # _____ **Pg** ___ **of** ___

Item	Model	Profile	Finish	Choose door to be modified if there is an upper and lower door.	Decorative Hardware Drilling
		☐ AF003 ☐ AF006 ☐ AF007	☐ Black ☐ Brushed Stainless Steel ☐ Natural Aluminum ☐ Oil Rubbed Bronze ☐ White	☐ .TOP ☐ .BTM	☐ No Drilling ☐ Knob Drilling – specify K1 & K2 ☐ Pull Drilling – specify K1, K2 & KC K1_____ (knob or pull) (Std = centered on frame) K2_____ (knob or pull) (min = 2 1/4", Std = 2 1/2") KC_____ (pull only) (center to center)

Glass	
☐ **Clear Glass**	AF_CLEAR
☐ **Satin Glass**	AF_SATIN

Backpainted Glass Finish	
☐ **White Gloss**	AF_WHITE_GLO
☐ **White Matte**	AF_WHITE_MAT
☐ **Bronze Gloss**	AF_BRONZE_GLO
☐ **Bronze Matte**	AF_BRONZE_MAT

Metallic Inserts	
☐ **Aluminum Lam**	AF_ALUMINUM
☐ **Brushed Stainless Lam**	AF_STAINLESS
☐ **Platinum Ice Ac**	AF_PLATINUM

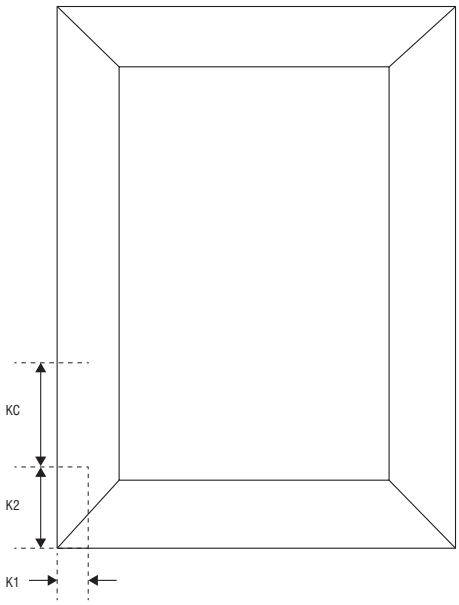

Decorative Appliance Panel Request Form

Fax: 877.333.7122
Email: emergeorders@masterbrand.com
Use one form per appliance.

STEP 1: Provide Order Information

DEALER ACCOUNT #: _____ DESIGNER NAME _____
CUSTOMER NAME: _____ PHONE #: _____
DEALER EMAIL: _____ FAX: _____
DOOR STYLE: _____ WOOD: _____ FINISH: _____
DRAWER FRONT OPTION (STD, DFF5PC, DFR5PC, or DFSLB): _____
FULL OVERLAY, NON-BEAD INSET, or BEAD INSET: _____ PROFILE #: _____

STEP 2: Select Appliance Panel to be Quoted (Check one per worksheet)

☐ Refrigerator / Freezer Panel ☐ Undercounter Refrigerator / Freezer Panel ☐ Ice Maker Panel
☐ Trash Compactor Panel ☐ Dishwasher Panel ☐ Warming Drawer Panel

Manufacturer: _____ Model #: _____
(i.e. GE, Sub-zero, U-line, etc.) (List full model #)

- Handle Type: ☐ J-Handle ☐ Tubular Handle ☐ Aftermarket Handle

STEP 3: Provide Additional Appliance Information

- What type of appliance panel is preferred for the appliance?
  - ☐ Installation Type
    - ☐ Standard
    - ☐ Flush Inset
  - ☐ Panel Application
    - • 1/4" finished plywood veneer panel.
  - ☐ Framed
    - • Framed panels are a 1/4" plywood panel with a decorative door applied.
    - • Framed panels will typically use J-style handles and require a reveal on all sides.
  - ☐ Overlay
    - • Overlay panels will typically have a backer panel and overlay panel.
    - • Overlay panels will use a handle applied to the front of the decorative door.
  - ☐ Integrated
    - • Integrated panels are a cabinet door or drawer front only with no backer panel.
    - • Maximum single panel door width is 27".
- Planned finish height for refrigerator: _____
- Is a decorative panel needed for the compressor grill area?
  - ☐ Yes (Note: If ice dispenser, field cut-out is required.) ☐ No
- Does appliance have an external ice dispenser in the door?
  - ☐ Yes ☐ No
- Is an additional panel trim kit from the appliance manufacturer required?
  - ☐ Yes. Trim kit model #: _____ ☐ No ☐ Unknown
- If ordering warming drawer, warming drawer will be installed into: _____

STEP 4: Include Special Instructions

- Special instructions/requests: _____

_____

_____

STEP 5:

- Email completed form along with panel specification sheets from appliance manufacturer to Customer Service.
- Quote will be returned within 2 business days (excluding weekends).

NOTE: If appliance panel is not quoted prior to placing kitchen order, entire order will be delayed.

STEP 6: Place and Order via 20/20

Refer to page H•2 for door style size guidelines.